

Name _____

Count. Write the number in the box.

K.NBT Work with numbers 11-19 to gain foundations for place value

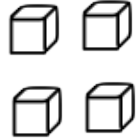
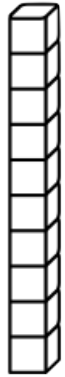
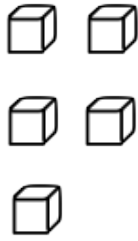
The worksheet is divided into four quadrants by a vertical and a horizontal line. Each quadrant contains a vertical rod of 10 blocks and a set of individual blocks. A dashed box is provided for counting the total blocks in each quadrant.

- Top-left quadrant: 1 rod of 10 blocks and 3 individual blocks. Total: 13.
- Top-right quadrant: 1 rod of 10 blocks and 5 individual blocks. Total: 15.
- Bottom-left quadrant: 1 rod of 10 blocks and 1 individual block. Total: 11.
- Bottom-right quadrant: 1 rod of 10 blocks and 4 individual blocks. Total: 14.

Name _____

Count. Cut out the number and glue it in the box.

K.NBT Work with numbers 11-19 to gain foundations for place value



11

12

13

14

15

16

Frames courtesy of:
[Creative Clips](#)

