


Rainbow Lesson Teaching Notes

Teacher says: This lesson is about rainbows

Teacher reads this sheet:



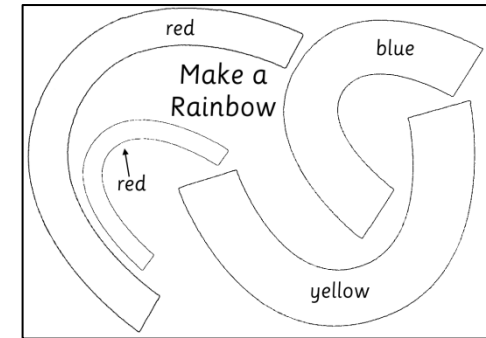
Teacher shows rainbow layers:



Teaching assistant hands out resource packs.
Additional resources needed: pencil or pen; scissors; glue

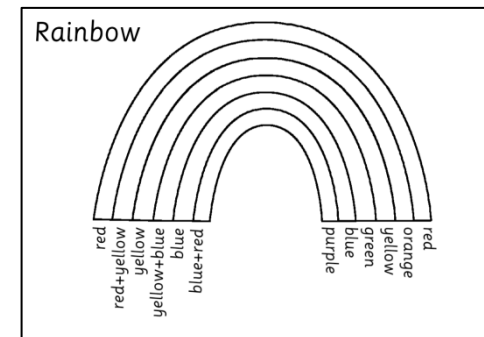
<http://childledchaos.me.uk/>

Teacher holds up this sheet:



Teacher tells children to trace the shapes onto the cellophane sheets and cut them out. There will be two red shapes, one yellow shape and one blue shape.

Teacher holds up this sheet:



Teacher tells the children to stick down the red shapes first. The red shapes must be stuck down first. The red shapes go where the labels say red. Teacher tells the children to stick the blue and yellow shapes down one at a time.

Teacher says: If there is time, use the scrap cellophane and paper plate to make more rainbows.