


Paltalk Quick Start Guide for the iPhone

Table of Contents


How to Download the Paltalk App	1
How to Enter the Sanctuary:	2
How to Use the Tools in the Sanctuary	3
How to Exit the Sanctuary	4

How to Download the Paltalk App

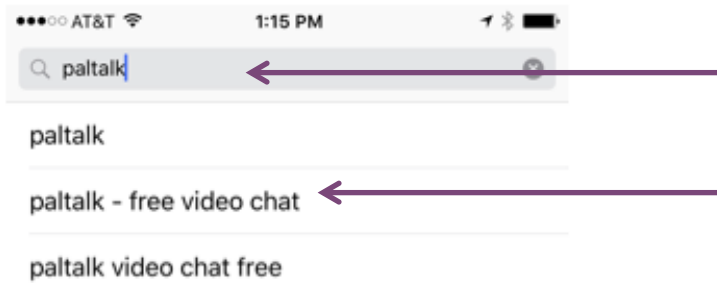
1. Using your iPhone, open the Apple App Store.



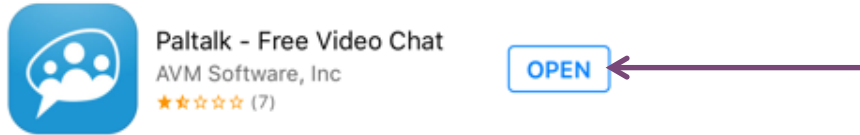
2. Click the search icon at the bottom of the App Store screen.



3. Type *Paltalk* on the search line at the top of the screen. Tap Paltalk – Free Video Chat



4. Once the Paltalk App is located, tap *Get*, and then tap *Install*.
5. Once the app is installed, tap *Open*.




6. Once the app opens, tap *Sign Up* at the bottom of the screen to create a PalTalk Nickname and Password. If you already have a PalTalk Nickname and Password, tap *Log in* instead of Sign Up.

How to Enter the Sanctuary

1. Once you are logged in to the app, tap the search icon at the top of the screen and type: *Awakening Together*. Press Search on the keypad.



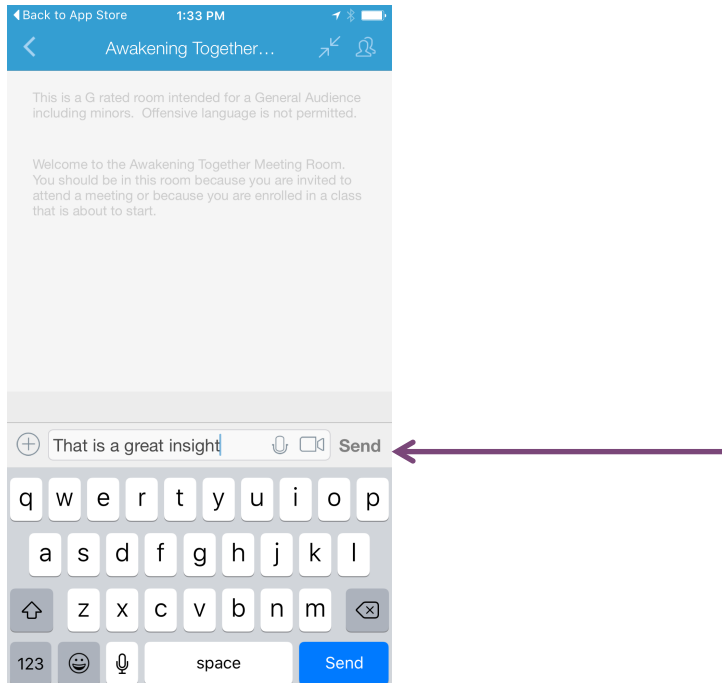
2. Tap *Awakening Together Sanctuary Home* to enter the sanctuary.



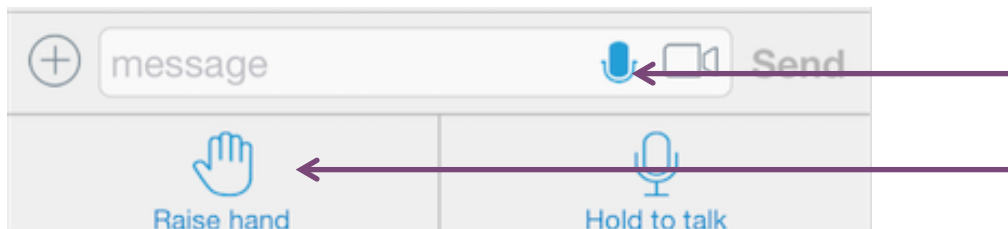
Continued on the next page

How to Use the Tools in the Sanctuary

1. To post a text message on the Sanctuary message board, type your message in the message box at the bottom of the screen, and then press *Send*.

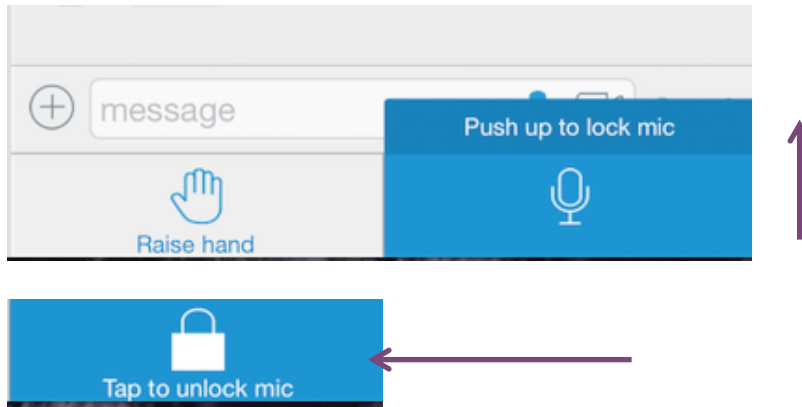


2. To request the microphone by raising your hand, tap the microphone in the message box. The Raise Hand button will then appear under the message box. Tap the Raise Hand button once to raise your hand. Tap the Raise Hand button again when you want to lower your hand.



Continued on the next page

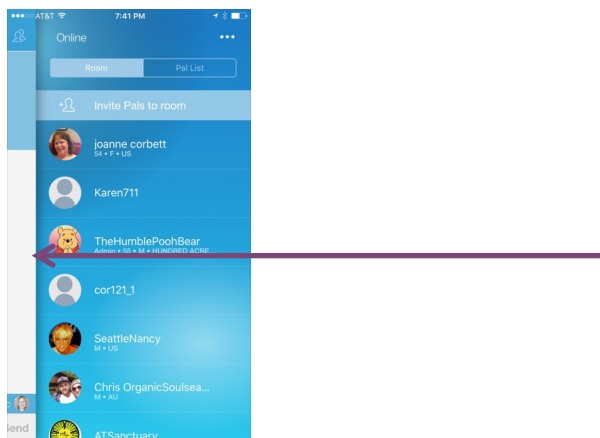
- When it is your turn to take the microphone, press the Hold to Talk button and while pressing down on the button, slide your finger up. A lock icon will appear when you have the microphone.



- To release the microphone when you are done, tap the lock icon (shown above) to unlock and release the microphone.
- To see who else is in the Sanctuary, tap the people icon at the top of the screen.



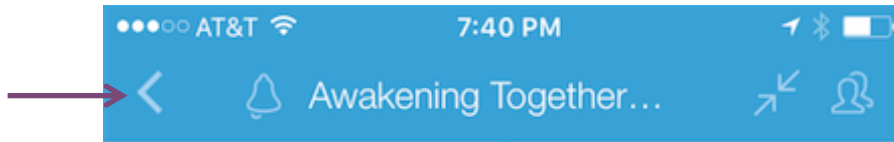
- To return to the main screen from the list of people, tap the white area in the left margin.



Continued on the next page

How to Exit the Sanctuary

1. Tap the left arrow in the top left corner of the screen.



2. Click the x in the Awakening Together Sanctuary Home box to exit the Sanctuary.

