

## POLITICAL SCIENCE

# Exposure to ideologically diverse news and opinion on Facebook

Eytan Bakshy,<sup>1,\*</sup> Solomon Messing,<sup>1,†</sup> Lada A. Adamic<sup>1,2</sup>

Exposure to news, opinion, and civic information increasingly occurs through social media. How do these online networks influence exposure to perspectives that cut across ideological lines? Using deidentified data, we examined how 10.1 million U.S. Facebook users interact with socially shared news. We directly measured ideological homophily in friend networks and examined the extent to which heterogeneous friends could potentially expose individuals to cross-cutting content. We then quantified the extent to which individuals encounter comparatively more or less diverse content while interacting via Facebook's algorithmically ranked News Feed and further studied users' choices to click through to ideologically discordant content. Compared with algorithmic ranking, individuals' choices played a stronger role in limiting exposure to cross-cutting content.

Exposure to news and civic information is increasingly mediated through online social networks and personalization (1). Information abundance provides individuals with an unprecedented number of options, shifting the function of curating content from newsroom editorial boards to individuals, their social networks, and manual or algorithmic information sorting (2–4). Although these technologies have the potential to expose individuals to more diverse viewpoints (4, 5), they also have the potential to limit exposure to attitude-challenging information (2, 3, 6), which is associated with the adoption of more extreme attitudes over time (7) and misperception of facts about current events (8). This changing environment has led to speculation around the creation of “echo chambers” (in which individuals are exposed only to information from like-minded individuals) and “filter bubbles” (in which content is selected by algorithms according to a viewer's previous behaviors), which are devoid of attitude-challenging content (3, 9). Empirical attempts to examine these questions have been limited by difficulties in measuring news stories' ideological leanings (10) and measuring exposure—relying on either error-laden, retrospective self-reports or behavioral data with limited generalizability—and have yielded mixed results (4, 9, 11–15).

We used a large, comprehensive data set from Facebook that allows us to (i) compare the ideological diversity of the broad set of news and opinion shared on Facebook with that shared by individuals' friend networks, (ii) compare this with the subset of stories that appear in individuals' algorithmically ranked News Feeds, and (iii) observe what information individuals choose to consume, given exposure on News Feed. We constructed a deidentified data set that includes 10.1 million active U.S. users who self-report their ideological affiliation and 7 million

distinct Web links (URLs) shared by U.S. users over a 6-month period between 7 July 2014 and 7 January 2015. We classified stories as either “hard” (such as national news, politics, or world affairs) or “soft” content (such as sports, entertainment, or travel) by training a support vector machine on unigram, bigram, and trigram text features (details are available in the supplementary materials, section S1.4.1). Approximately 13% of these URLs were classified as hard content. We further limited the set of hard news URLs to the 226,000 distinct hard-content URLs shared by at least 20 users who volunteered their ideological affiliation in their profile, so that we could accurately measure ideological alignment. This data set included ~3.8 billion potential exposures (cases in which an individual's friend shared hard content, regardless of whether it appeared in her News Feed), 903 million exposures (cases in which a link to the content appears on screen in an individual's News Feed), and 59 million clicks, among users in our study.

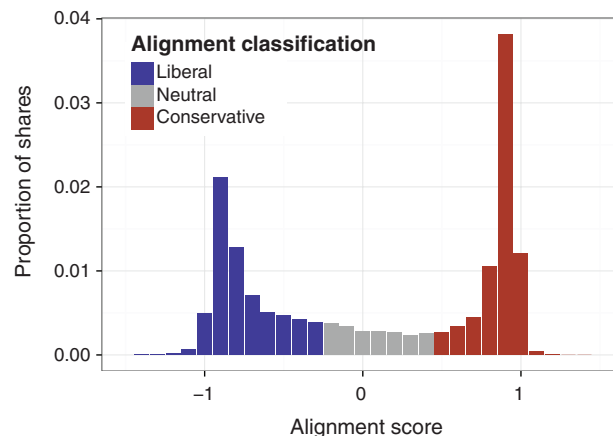
We then obtained a measure of content alignment (4) for each hard story by averaging the ideological affiliation of each user who shared the article. Alignment is not a measure of media slant; rather, it captures differences in the

kind of content shared among a set of partisans, which can include topic matter, framing, and slant. These scores, averaged over websites, capture key differences in well-known ideologically aligned media sources: FoxNews.com is aligned with conservatives ( $A_s = +.80$ ), whereas the HuffingtonPost.com is aligned with liberals ( $A_s = -0.65$ ) (additional detail and validation are provided in the supplementary materials, section S1.4.2). We observed substantial polarization among hard content shared by users, with the most frequently shared links clearly aligned with largely liberal or conservative populations (Fig. 1).

The flow of information on Facebook is structured by how individuals are connected in the network. The interpersonal networks on Facebook are different from the segregated structure of political blogs (16); although there is clustering according to political affiliation on Facebook, there are also many friendships that cut across ideological affiliations. Among friendships with individuals who report their ideological affiliation in their profile, the median proportion of friendships that liberals maintain with conservatives is 0.20, interquartile range (IQR) [0.09, 0.36]. Similarly, the median proportion of friendships that conservatives maintain with liberals is 0.18, IQR [0.09, 0.30] (Fig. 2).

How much cross-cutting content individuals encounter depends on who their friends are and what information those friends share. If individuals acquired information from random others, ~45% of the hard content that liberals would be exposed to would be cross-cutting, compared with 40% for conservatives (Fig. 3B). Of course, individuals do not encounter information at random in offline environments (14) nor on the Internet (9). Despite the slightly higher volume of conservatively aligned articles shared (Fig. 1), liberals tend to be connected to fewer friends who share information from the other side, compared with their conservative counterparts: Of the hard news stories shared by liberals' friends, 24% are cross-cutting, compared with 35% for conservatives (Fig. 3B).

The media that individuals consume on Facebook depends not only on what their friends share but also on how the News Feed ranking



**Fig. 1. Distribution of ideological alignment of content shared on Facebook measured as the average affiliation of sharers weighted by the total number of shares.**

Content was delineated as liberal, conservative, or neutral on the basis of the distribution of alignment scores (details are available in the supplementary materials).

<sup>1</sup>Facebook, Menlo Park, CA 94025, USA. <sup>2</sup>School of Information, University of Michigan, Ann Arbor, MI, USA. \*Corresponding author. E-mail: ebakshy@fb.com †These authors contributed equally to this work.

algorithm sorts these articles and what individuals choose to read (Fig. 3A). The order in which users see stories in the News Feed depends on many factors, including how often the viewer visits Facebook, how much they interact with certain friends, and how often users have clicked on links to certain websites in News Feed in the past. We found that after ranking, there is on average slightly less cross-

cutting content: The risk ratio comparing the probability of seeing cross-cutting content relative to ideologically consistent content is 5% for conservatives and 8% for liberals (supplementary materials, section S1.7).

Individual choice further limits exposure to ideologically cross-cutting content. After adjusting for the effect of position [the click rate on a link is negatively correlated with its position in

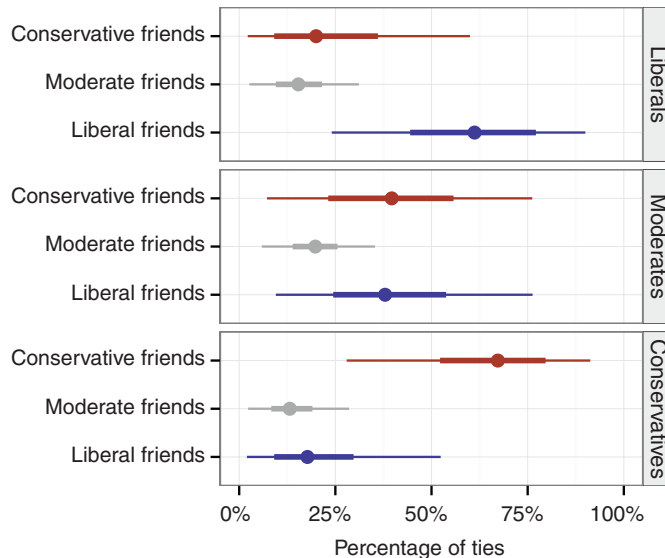
the News Feed (fig. S5)], we estimated the risk ratio comparing the likelihood that an individual clicks on a cross-cutting content relative to a consistent content to be 17% for conservatives and 6% for liberals, a pattern that is consistent with prior research (4, 17). Despite these tendencies, there is substantial room for individuals to consume more media from the other side; on average, viewers clicked on 7% of hard content available in their feeds.

Our analysis has limitations. Although the vast majority of U.S. social media users are on Facebook (18), our study is limited to active users who volunteer an ideological affiliation on this social media platform. Facebook's users tend to be younger, more educated, and more often female as compared with the U.S. population as a whole (18). Other forms of social media, such as blogs or Twitter, have been shown to exhibit different patterns of homophily among politically interested users, largely because ties tend primarily to form based on common topical interests and/or specific content (16, 19), whereas Facebook ties primarily reflect many different offline social contexts: school, family, social activities, and work, which have been found to be fertile ground for fostering cross-cutting social ties (20). In addition, our distinction between exposure and consumption is imperfect; individuals may read the summaries of articles that appear in the News Feed and therefore be exposed to some of the articles' content without clicking through.

This work informs long-standing questions about how media exposure is shaped by our social networks. Although partisans tend to maintain relationships with like-minded contacts [which is consistent with (21)], on average more than 20% of an individual's Facebook friends who report an ideological affiliation are from the opposing party, leaving substantial room for exposure to opposing viewpoints (22, 23). Furthermore, in contrast to concerns that people might "listen and speak only to the like-minded" while online (6), we found exposure to cross-cutting content (Fig. 3B) along a hypothesized route: traditional media shared in social media (4, 24). Perhaps unsurprisingly, we show that the composition of our friend networks is the most important factor limiting the mix of content encountered in social media. The way that sharing occurs within these networks is not symmetric: Liberals tend to be connected to fewer friends who share conservative content than are conservatives (who tend to be linked to more friends who share liberal content).

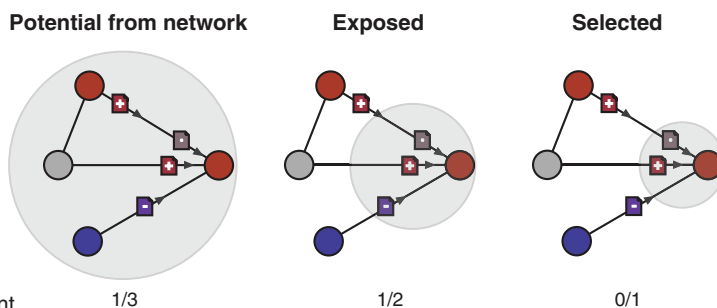
Within the population under study here, individual choices (2, 13, 15, 17) more than algorithms (3, 9) limit exposure to attitude-challenging content in the context of Facebook. Despite the differences in what individuals consume across ideological lines, our work suggests that individuals are exposed to more cross-cutting discourse in social media than they would be under the digital reality envisioned by some (2, 6). Rather than people browsing only ideologically aligned news sources or opting out of hard news altogether, our work shows that social media expose

**Fig. 2. Homophily in self-reported ideological affiliation.** Proportion of links to friends of different ideological affiliations for liberal, moderate, and conservative users. Points indicate medians, thick lines indicate interquartile ranges, and thin lines represent 10th to 90th percentile ranges.



## A

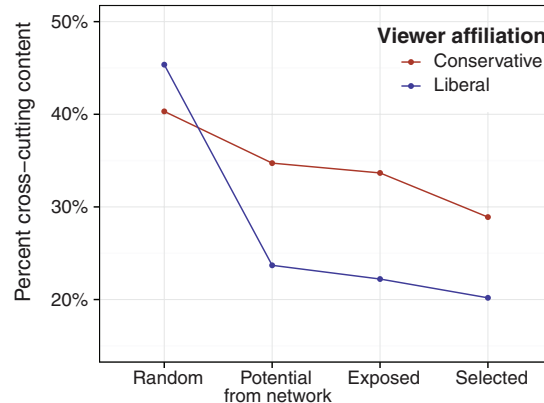
Stage in media exposure process



Proportion of content that is cross-cutting

**Fig. 3. Cross-cutting content at each stage in the diffusion process.** (A) Illustration of how algorithmic ranking and individual choice affect the proportion of ideologically cross-cutting content that individuals encounter. Gray circles illustrate the content present at each stage in the media exposure process. Red circles indicate conservatives, and blue circles indicate liberals. (B) Average ideological diversity of content (i) shared by random others (random), (ii) shared by friends (potential from network), (iii) actually appeared in users' News Feeds (exposed), and (iv) users clicked on (selected).

## B



individuals to at least some ideologically cross-cutting viewpoints (4). Of course, we do not pass judgment on the normative value of cross-cutting exposure. Although normative scholars often argue that exposure to a diverse “marketplace of ideas” is key to a healthy democracy (25), a number of studies have found that exposure to cross-cutting viewpoints is associated with lower levels of political participation (22, 26, 27). Regardless, our work suggests that the power to expose oneself to perspectives from the other side in social media lies first and foremost with individuals.

## REFERENCES AND NOTES

- K. Olmstead, A. Mitchell, T. Rosenstiel, *Navigating news online*. Pew Research Center (2011); available at [www.journalism.org/analysis\\_report/navigating\\_news\\_online](http://www.journalism.org/analysis_report/navigating_news_online).
- W. L. Bennett, S. Iyengar, *J. Commun.* **58**, 707–731 (2008).
- E. Pariser, *The Filter Bubble: What the Internet Is Hiding from You* (Penguin Press, London, 2011).
- S. Messing, S. J. Westwood, *Commun. Res.* **41**, 1042–1063 (2012).
- E. Bakshy, I. Rosenn, C. Marlow, L. Adamic, *Proc. 21st Int. Conf. World Wide Web Pages* **1201.4145** (2012).
- C. R. Sunstein, *Republic.com 2.0* (Princeton Univ. Press, Princeton, NJ, 2007).
- N. Stroud, *Polit. Behav.* **30**, 341–366 (2008).
- S. Kull, C. Ramsay, E. Lewis, *Polit. Sci. Q.* **118**, 569–598 (2003).
- S. Flaxman, S. Goel, J. M. Rao, “Ideological segregation and the effects of social media on news consumption,” SSRN Scholarly Paper ID 2363701, Social Science Research Network, Rochester, NY (2013).
- T. Groeling, *Annu. Rev. Polit. Sci.* **16**, 129–151 (2013).
- M. Gentzkow, J. M. Shapiro, *Q. J. Econ.* **126**, 1799–1839 (2011).
- M. J. LaCour, “A balanced information diet, not echo chambers: Evidence from a direct measure of media exposure,” SSRN Scholarly Paper ID 2303138, Social Science Research Network, Rochester, NY (2013).
- E. Lawrence, J. Sides, H. Farrell, *Perspect. Polit.* **8**, 141 (2010).
- D. O. Sears, J. L. Freedman, *Public Opin. Q.* **31**, 194 (1967).
- N. A. Valentino, A. J. Banks, V. L. Hutchings, A. K. Davis, *Polit. Psychol.* **30**, 591–613 (2009).
- L. A. Adamic, N. Glance, in *Proceedings of the 3rd International Workshop on Link Discovery* (ACM, New York, 2005), pp. 36–43.
- S. Iyengar, K. S. Hahn, *J. Commun.* **59**, 19–39 (2009).
- M. Duggan, A. Smith, “Social media update 2013,” Pew Research Center (2013); available at [www.pewinternet.org/2013/12/30/social-media-update-2013](http://www.pewinternet.org/2013/12/30/social-media-update-2013).
- M. D. Conover, J. Ratkiewicz, M. Francisco, B. Gonçalves, A. Flammini, F. Menczer, Political polarization on Twitter. *Fifth International AAAI Conference on Weblogs and Social Media* (2011).
- D. C. Mutz, J. J. Mondak, *J. Polit.* **68**, 140 (2006).
- S. Goel, W. Mason, D. J. Watts, *J. Pers. Soc. Psychol.* **99**, 611–621 (2010).
- D. C. Mutz, *Am. J. Polit. Sci.* **46**, 838–855 (2002).
- B. Bishop, *The Big Sort: Why the Clustering of Like-Minded America Is Tearing Us Apart* (Houghton Mifflin Harcourt, New York, 2008).
- D. C. Mutz, P. S. Martin, *Am. Polit. Sci. Rev.* **95**, 97 (2001).
- T. Mendelberg, *Deliber. Particip.* **6**, 151–193 (2002).
- R. Huckfeldt, J. M. Mendez, T. Osborn, *Polit. Psychol.* **25**, 65–95 (2004).
- R. Bond, S. Messing, *Am. Polit. Sci. Rev.* **109**, 62–78 (2015).

## ACKNOWLEDGMENTS

We thank J. Bailenson, D. Eckles, A. Franco, K. Garrett, J. Grimmer, S. Iyengar, B. Karrer, C. Nass, A. Peysakhovich, S. Taylor, R. Weiss, S. Westwood, J. M. White, and anonymous reviewers for their valuable feedback. The following code and data are archived in the Harvard Dataverse Network, <http://dx.doi.org/10.7910/DVN/LDJ7MS>: “Replication Data for: Exposure to Ideologically Diverse News and Opinion on Facebook”; R analysis code and aggregate

data for deriving the main results (tables S5 and S6); Python code and dictionaries for training and testing the hard-soft news classifier; aggregate summary statistics of the distribution of ideological homophily in networks; and aggregate summary statistics of the distribution of ideological alignment for hard content shared by the top 500 most shared websites. The authors of this work are employed and funded by Facebook. Facebook did not place any restrictions on the design and publication of this observational study, beyond the requirement that this work was to be done in compliance with Facebook’s Data Policy and research ethics review process ([www.facebook.com/policy.php](http://www.facebook.com/policy.php)).

## SUPPLEMENTARY MATERIALS

[www.sciencemag.org/content/348/6239/1130/suppl/DC1](http://www.sciencemag.org/content/348/6239/1130/suppl/DC1)  
Materials and Methods  
Supplementary Text  
Figs. S1 to S10  
Tables S1 to S6  
References (28–35)

20 October 2014; accepted 27 April 2015  
Published online 7 May 2015;  
10.1126/science.aaa1160

## ECOPHYSIOLOGY

# Climate change tightens a metabolic constraint on marine habitats

Curtis Deutsch,<sup>1\*</sup> Aaron Ferrel,<sup>2†</sup> Brad Seibel,<sup>3</sup> Hans-Otto Pörtner,<sup>4</sup> Raymond B. Huey<sup>5</sup>

Warming of the oceans and consequent loss of dissolved oxygen (O<sub>2</sub>) will alter marine ecosystems, but a mechanistic framework to predict the impact of multiple stressors on viable habitat is lacking. Here, we integrate physiological, climatic, and biogeographic data to calibrate and then map a key metabolic index—the ratio of O<sub>2</sub> supply to resting metabolic O<sub>2</sub> demand—across geographic ranges of several marine ectotherms. These species differ in thermal and hypoxic tolerances, but their contemporary distributions are all bounded at the equatorward edge by a minimum metabolic index of ~2 to 5, indicative of a critical energetic requirement for organismal activity. The combined effects of warming and O<sub>2</sub> loss this century are projected to reduce the upper ocean’s metabolic index by ~20% globally and by ~50% in northern high-latitude regions, forcing poleward and vertical contraction of metabolically viable habitats and species ranges.

Climate change is altering ecosystems by shifting distributions, phenologies, and interactions among species, but understanding how these changes are caused by climatic influences on physiology and fitness remains a challenge (1). In the ocean, increased metabolic rates due to rising temperatures will be accompanied by declines in dissolved O<sub>2</sub>, potentially restricting organismal aerobic capacities (2–4). The physiology of hypoxic and thermal tolerance of marine species is well understood (3, 5–7). Lacking, however, is a general mechanistic model that quantifies how O<sub>2</sub> and temperature jointly restrict large-scale biogeographic distributions now and in the future. Here, we combine laboratory and field data to demonstrate that temperature and O<sub>2</sub> together limit the contemporary ranges of marine ectotherms and to derive empirically based estimates of habitat loss in the warmer and less oxygenated oceans projected by this century’s end.

For marine habitats to be metabolically viable, the environmental O<sub>2</sub> supply rate (*S*) must exceed an animal’s resting metabolic demand (*D*).

The rate of O<sub>2</sub> supply increases with ambient O<sub>2</sub> pressure (*PO*<sub>2</sub>) and with respiratory efficacy (8). Thus,  $S = \alpha_S B^\delta PO_2$ , where respiratory efficacy is the product of  $\alpha_s$ , a per-mass rate of gas transfer between water and animal and its scaling with body mass,  $B^\delta$ . Resting metabolic demand also scales with *B* and with absolute temperature (*T*), according to  $D = \alpha_D B^\epsilon \exp(-E_0/k_B T)$ , where  $\alpha_D$  is a taxon-specific baseline metabolic rate,  $\epsilon$  is its allometric scaling,  $E_0$  is its temperature dependence, and  $k_B$  is Boltzmann’s constant (9).

We define a metabolic index, denoted  $\Phi$ , as the ratio of O<sub>2</sub> supply to an organism’s resting O<sub>2</sub> demand

$$\Phi = A_0 B^n \frac{PO_2}{\exp(-E_0/k_B T)} \quad (1)$$

where  $A_0 = \alpha_s/\alpha_d$  is the ratio of rate coefficients for O<sub>2</sub> supply and metabolic rate, and  $n$  is the difference between the respective allometric scalings ( $n = \delta - \epsilon$ ). If  $\Phi$  falls below a critical threshold value of 1, organisms must either suppress aerobic activity (5) or initiate anaerobic metabolism, conditions that are physiologically unsustainable. Conversely, values above 1 enable organismal metabolic rates to increase by a factor of  $\Phi$  above resting levels, permitting critical activities such as feeding, defense, growth, and reproduction. Thus, for a given environment,  $\Phi$  estimates the ratio of maximum sustainable metabolic rate to the minimum rate necessary for maintenance for a given species.

We analyzed data from published studies in which hypoxia tolerance was determined at

<sup>1</sup>School of Oceanography, University of Washington, Seattle, WA 98195, USA. <sup>2</sup>Department of Atmospheric and Oceanic Sciences, University of California, Los Angeles, CA 90095, USA. <sup>3</sup>Biological Sciences Department, University of Rhode Island, Kingston, RI 02881, USA. <sup>4</sup>Alfred Wegener Institute, D-27570 Bremerhaven, Germany. <sup>5</sup>Department of Biology, University of Washington, Seattle, WA 98195, USA.

\*Corresponding author. E-mail: [cdeutsch@uw.edu](mailto:cdeutsch@uw.edu) †Present address: Los Angeles Unified School District, Los Angeles, CA 90085, USA.

---

*This copy is for your personal, non-commercial use only.*

---

**If you wish to distribute this article to others**, you can order high-quality copies for your colleagues, clients, or customers by [clicking here](#).

**Permission to republish or repurpose articles or portions of articles** can be obtained by following the guidelines [here](#).

**The following resources related to this article are available online at [www.sciencemag.org](http://www.sciencemag.org) (this information is current as of August 13, 2015 ):**

**Updated information and services**, including high-resolution figures, can be found in the online version of this article at:

<http://www.sciencemag.org/content/348/6239/1130.full.html>

**Supporting Online Material** can be found at:

<http://www.sciencemag.org/content/suppl/2015/05/06/science.aaa1160.DC1.html>

A list of selected additional articles on the Science Web sites **related to this article** can be found at:

<http://www.sciencemag.org/content/348/6239/1130.full.html#related>

This article **cites 20 articles**, 3 of which can be accessed free:

<http://www.sciencemag.org/content/348/6239/1130.full.html#ref-list-1>

This article has been **cited by** 1 articles hosted by HighWire Press; see:

<http://www.sciencemag.org/content/348/6239/1130.full.html#related-urls>

This article appears in the following **subject collections**:

Sociology

<http://www.sciencemag.org/cgi/collection/sociology>