

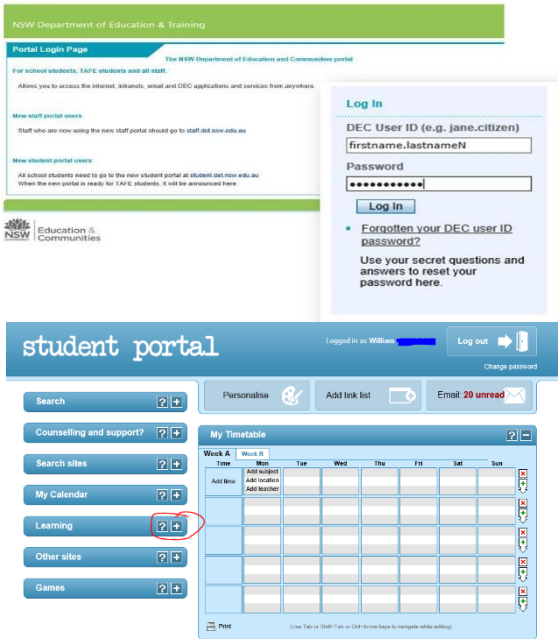


Installing Office 2013 and Adobe CS6 for free on home computers



All students in NSWDEC have access to install Office 2013 and Adobe CS6 Software for free on computers they use at home. Below are the instructions to get started.

Install on your Desktop or Laptop



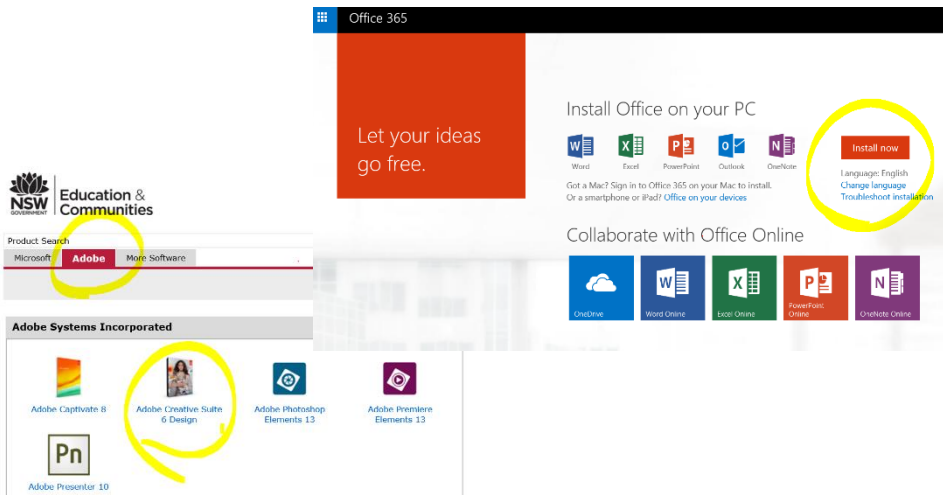
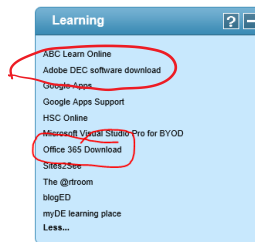
1.

Log in to the student portal at <http://student.det.nsw.edu.au>

(Use your child's student username and password).

2.

Once you are in the portal click the "+" next to "Learning" to get the drop-down menu. Choose "Adobe DEC Software Download" or "Office 365 Download".



3.

Click on "Install Now" and follow the steps to install on your computer.

Install Office 2013 Apps on your iPad or Android Device

You can also install Word, Excel and PowerPoint on your iPad or Android device for free. Install each app via the App store and use your child's NSWDEC username and password when asked to subscribe.