

# HOUSES IN BOOKS RESOURCE LIST

## Picture Books for Younger (and older) Readers

- \*Alphabet City (Johnson)
- Alexander & the Wind-up Mouse (Lionni)
- \*Anno's Journey (Anno)
- Art House (Percy)
- As I was Crossing Boston Common (Farber)
- Ben's Dream (Van Allsburg)
- \*The Big Orange Splot (Pinkwater)
- The Biggest House in the World (Lionni)
- \*Block City (R. L. Stevenson)
- Bus Route to Boston (Cocca-Leffler)
- The Castle Builder (Nolan)
- City Street (Florian)
- Faraway Home (Kurtz)
- \*Fly Away Home (Bunting)
- Frankie's BauWau House (Brown)
- Free Fall / Hurricane (Wiesner)
- George Shrinks (Joyce)
- Going Back Home (Wood)
- Goodbye, House (Asch)
- \*A House, A Home (Goffstein)
- A House for Hermit Crab (Carle)
- \*A House is a House for Me (Hoberman)
- The House on East 88th Street (Waber)
- \*If I Built a Village (Mizumura)
- I'll Build a House for the Wrens (Neitzel)
- In the Night Kitchen (Sendak)
- \*Journey Around Boston from A to Z (Zschock)
- Letting Swift River Go (Yolen/Cooney)
- \*The Little House (Burton)
- Lorenzo (McPhail)
- Magic in the Mist (Kimmel / Scharf Hyman)
- Matthew Wheelock's Wall (Weller)
- Miss Rumphius (Cooney)
- The Molasses Flood (Lent)
- Motel of the Mysteries (Macaulay)
- Night of the Gargoyles (Bunting)
- Norman the Doorman (Freeman)
- Percy and the Five Houses (Minarik)
- \*Roxaboxen (McLerran / Cooney)
- The Secret Shortcut (Teague)
- Squirrel Park (Ernst)
- \*Tar Beach (Ringgold)
- The Village of Round and Square Houses (Grifalconi)
- \*Where the Wild Things Are (Sendak)
- Winter Barn (Parnell)

These FICTION books contain well-written descriptions of houses and buildings and/or good illustrations of architecture. In some, houses, villages, or cities are central to the story. In others, small characters inhabit ordinary houses, toy castles, trees, etc. In many, there is a strong sense of place.

## Middle & Upper Level Fiction:

- Alice's Adventures in Wonderland (Carroll)
- The Birthday Room (Henkes)
- The Borrowers (Norton)
- Bridge to Terebithia / Lyddie (Paterson)
- Building Blocks / Homecoming (Voigt)
- The Castle in the Attic (Winthrop)
- Charlie & the Chocolate Factory / The Minpins (Dahl)
- The Birchbark House (Erdich)
- Green Knowe series (Boston)
- The Hobbit (Tolkien)
- The Hotel Cat (Averill)
- House at Pooh Corner / Winnie the Pooh (Milne)
- Island of the Blue Dolphins (O'Dell)
- James & the Giant Peach (Dahl)
- Little House on the Prairie (Wilder)
- The Lion, Witch, and the Wardrobe (Lewis)
- Maniac Magee (Spinelli)
- My Side of the Mountain (George)
- The Phantom Tollbooth (Juster)
- A Place Called Ugly (Avi)
- A Room Made of Windows (Cameron)
- Secret City, USA / Slake's Limbo (Holman)
- Tuck Everlasting (Babbitt)
- The Wind in the Willows (Grahame)
- Walk Two Moons (Creech)

# SCALE FIGURES

Scale  
Ruler

Scale:  $\frac{1}{4}'' = 1'$  or Scale:  $1'' = 4'$   
means that every  $\frac{1}{4}''$  of your scale figure represents 1' in real life.  
So a 1'' tall scale figure represents a 4' tall person,  
and a 1.5'' tall scale figure represents a 6' tall person.



Instructions (hint: laying your pipe cleaner directly on top of the illustrations below may help you build the figure correctly.)

Step 1: Bend a 12'' pipe cleaner in half. Insert a pencil at the top bend, and twist twice just below the pencil to form the "head" and "neck."

Step 2: Bring each pipe cleaner end out and back in  $\frac{3}{4}''$  to form the "arms." Twist once below the arms to keep the body together.

Step 3: Bend each remaining pipe cleaner "leg" up (bringing its "feet" to its "chest") to shorten the whole figure and to thicken the body.

Step 4: Bend the bottom of each "leg" to form the "feet."

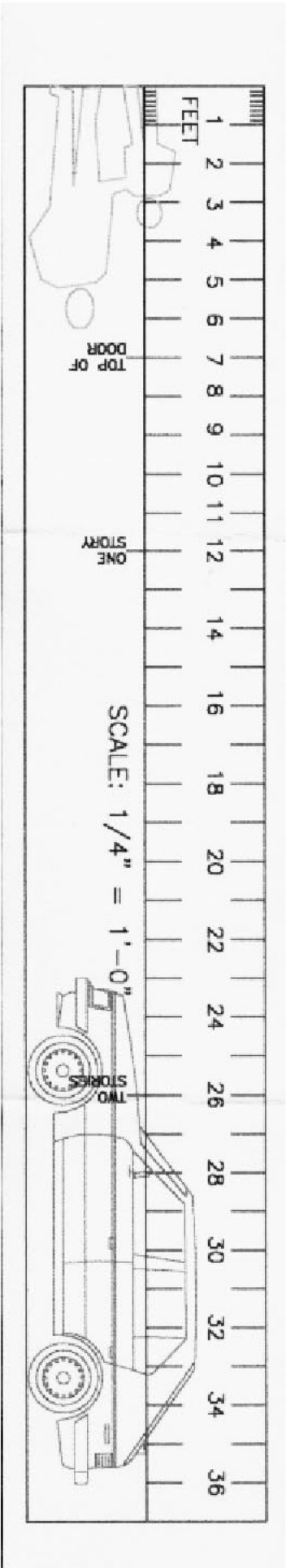


5: Measure scale figure against the ruler.  
Try to make the figure no taller than 1.5 inches.

Step 6: Use fabric and yarn to make simple, poncho-style clothes. Add other details, as desired - hair, backpacks, strollers, pets, etc.

Step 7: Staple the figure's feet to a small square of oaktag (about 3"x3") Write your scale figure's name, age and occupation on the oaktag square.

# SCALE RULER

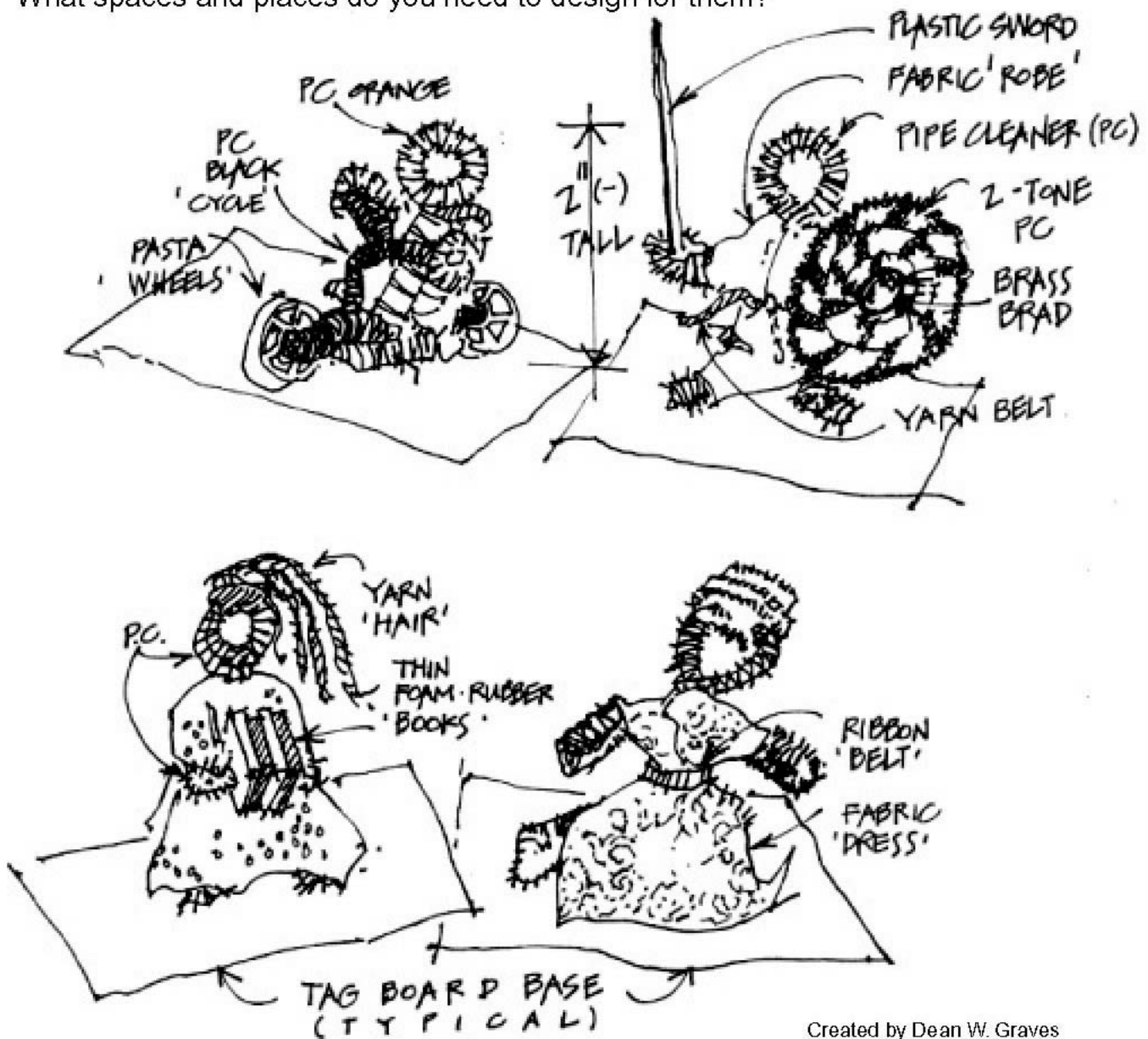


# CHARACTER TYPES

Who do you think they are? Where do they go in the City?

What do they do in the Box City?

What spaces and places do you need to design for them?



Created by Dean W. Graves