

BLACKLINES

PRACTICE BOOK



BRIDGES IN MATHEMATICS

2

Allyn Fisher



The MATH LEARNING CENTER

B2PB-B

The pages in this Practice Book can be assigned in order to provide practice with key skills during each unit of the Bridges in Mathematics curriculum. The pages can also be used with other elementary math curricula. If you are using this Practice Book with another curriculum, use the tables of pages grouped by skill (iii–x) to assign pages based on the skills they address, rather than in order by page number.

Bridges in Mathematics Grade 2 Practice Book Blacklines

The Math Learning Center, PO Box 12929, Salem, Oregon 97309. Tel. 1 800 575–8130.

© 2009 by The Math Learning Center

All rights reserved.

Prepared for publication on Macintosh Desktop Publishing system.

Printed in the United States of America.

QP918 P0110


The Math Learning Center grants permission to classroom teachers to reproduce blackline masters in appropriate quantities for their classroom use.

Bridges in Mathematics is a standards-based K–5 curriculum that provides a unique blend of concept development and skills practice in the context of problem solving. It incorporates the Number Corner, a collection of daily skill-building activities for students.

The Math Learning Center is a nonprofit organization serving the education community. Our mission is to inspire and enable individuals to discover and develop their mathematical confidence and ability. We offer innovative and standards-based professional development, curriculum, materials, and resources to support learning and teaching. To find out more, visit us at www.mathlearningcenter.org.

Practice Books

The student blacklines in this packet are also available as a pre-printed student book.



Bridges Practice Books

Single Copy

B2PB

Pack of 10

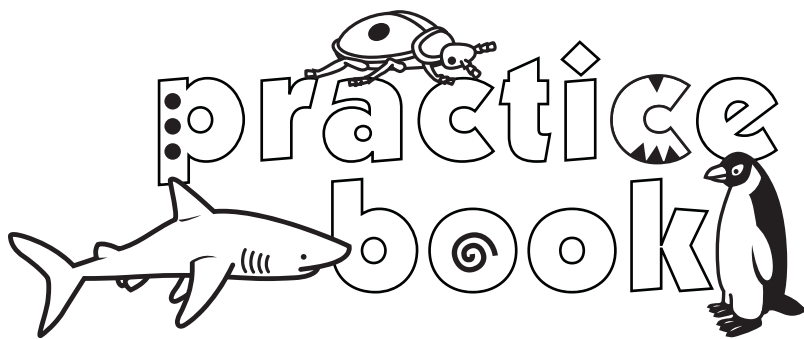
B2PB10

For pricing or to order please call 1 800 575-8130.



The MATH LEARNING CENTER

— www.mathlearningcenter.org —



Teacher Materials

Introduction	i
Practice Pages Grouped by Skill	iii
Answer Keys	
Unit One	xi
Unit Two	xiv
Unit Three	xv
Unit Four	xix
Unit Five	xxii
Unit Six	xxv
Unit Seven	xxvi

Unit One: Sorting, Patterning & Number

Use anytime after Session 12

Numbers & Words, 11–20	1
Apples & Shapes	2
Adding & Subtracting 0's, 1's, & 2's	3
Dollars & Dimes	4
Adding Doubles & Neighbors	5
Fish & Farm Problems	6
Number Lines & Counting Patterns	7
Baseball Cards & Darts	8
Thinking about 2's	9
Fish & Money Problems	10
Fact Families: 6's	11
Crayons & Coins	12

Use anytime after Session 23

Dominoes & Counting Patterns	13
Fish & Pictures	14
Numbers & Coins	15
Blocks & Apples	16
Fact Families: 7's	17
Pennies, Bikes, & Trikes	18
Fingers & Toes	19
Inchworm's Garden	20
Thinking about 5's	21
Shells & Coins	22

Fact Families: 8's	23
Inchworm's Paths	24

Unit Two: Hungry Ants Story Problems

Use anytime after Session 10

Ella's Piggy Bank	25
Pets & Coins	26
Fact Families: 9's	27
Fish Problems	28
Cubes on a Line	29
Ant Paths	30
Fact Families: 10's	31
Ant Story Problems	32
Triangle Fact Families	33
T-Shirts & Turtles	34
All about Tens	35
Dollars & Quarters	36

Unit Three: Addition, Subtraction & Probability

Use anytime after Session 12

Facts to 8	37
Flowers & Oranges	38
Telling Time on Two Kinds of Clocks	39
Ladybug Story Problems	40
Facts to 9	41
Cookies & Apples	42
Number Patterns	43
Measuring Ladybug Paths	44
Facts to 10	45
Snacks	46
Addition & Subtraction Tables	47
Comparing Numbers to 100	48

Use anytime after Session 24

Missing Numbers	49
Beads & Patterns	50
Doubles & Neighbors	51
The Gym Teacher & Jason at the School Store	52
Fast Nines & Fast Tens	53
Baseball Cards & Teri at the School Store	54
Scout Them Out Add & Subtract	55
Extra Facts	56
Make Ten Facts	57

A.M. or P.M.?	58
More Scout Them Outs	59
Numbers & Words	60

Unit Four: Exploring Shapes, Symmetry, Area & Number

Use anytime after Session 12

Mystery Shapes	61
More Extra Facts Practice	62
More Make Ten Facts	63
Using Make Ten Facts to Help Subtract	64
Symmetry	65
The Shapes Shop	66
Thinking about Place Value	67
Two Different Ways to Write Money Amounts	68
Subtraction Strategies	69
Sara's Pockets	70
Halves	71
Comparing Numbers to 300	72

Use anytime after Session 25

Fact Family Triangles	73
Bowls & Vans	74
Puzzles about Ten & More	75
Another Trip to the Shapes Shop	76
Make Tens to Subtract	77
Books & Granola Bars	78
More Fact Family Triangles	79
Ants & the Number Box	80
Adding & Subtracting Tens	81
Apples & Snow People	82
Half & Half	83
Sharing Stories	84

Unit Five: Branching into Larger Numbers Money & Place Value

Use anytime after Session 17

Missing Numbers	85
Pet Shop Equations	86
Tens & Ones	87
Nuts & Carrots	88
Different Ways to Look at 300	89
Different Ways to Look at the Same Number	90
Time & Money Problems	91

Hundreds, Tens & Ones	92
Shopping & the Number Box	93
Base Ten Addition	94
Shopping Problems	95
Base Ten Subtraction	96
Coin Problems	97

Use anytime after Session 35

Adding & Subtracting Tens & Nines	98
Wheels	99
Place Value Practice	100
Pencil Puppy & Pal	101
2-Digit Addition	102
More Facts Than You Need	103
Numbers & Clocks	104
Sam's Hot Dog Stand	105
2-Digit Subtraction	106
The Pet Graph	107
More 2-Digit Addition	108
More 2-Digit Subtraction	109

Unit Six: Get Those Marbles Rolling Measuring & Statistics

Use anytime after Session 13

Which Makes the Most Sense?	110
Estimation Problems	111
Adding & Subtracting Practice	112
Grandma's Button Box	113
2-Digit Addition Practice	114
Lines & Buttons	115
Time & Money	116
Cubes & Homework	117
More Place Value Practice	118
Homework & 100	119
2-Digit Subtraction Practice	120
Make Your Own Problems	121

Unit Seven: Games, Graphs & Toys Probability, Statistics & Computation

Use anytime after Session 14

Solving Equations	122
Apples & Orange Slices	123
The Second Graders Clean Their Desks	124
Measuring Problems	125

Fractions	126
The Army Ants Measure Up	127
Place Value Review	128
More about Meters	129
Adding & Subtracting	130
Crayons	131
Pedro's Birthday	132
More Crayon Problems	133

Use anytime after Session 25

Digits & Number Riddles	134
The Toy Store	135
Enough Time in the Day	136
More Toy Store Problems	137
More Fractions	138
Pizza Problems	139
Reading & Writing Numbers	140
How Long Is a Shark?	141
Addition & Subtraction Practice	142
Maria Jose's Day	143
More Number Patterns	144
Breanna's Pockets	145

introduction

Bridges in Mathematics Grade 2 Practice Book Blacklines

There are 144 blacklines in this document, designed to be photocopied to provide second grade students with practice in key skill areas, including:

- reading, writing, comparing, and ordering numbers to 1,000
- skip counting and number patterns
- addition and subtraction facts to 18
- place value concepts
- 2- and 3-digit addition
- early multiplication and division
- fractions
- measurement, money, time, graphing
- problem solving

This set of blacklines also includes the following materials for the teacher:

- This introduction
- A complete listing of the student pages grouped by skill (see pages iii–x)
- Answer Keys (see pages xi–xxix)

Note *These teacher materials are not included in the bound student version of the Practice Book, which is sold separately.*

While the Practice Book pages are not integral to the Bridges Grade 2 program, they may help you better address the needs of some or all of your students, as well as the grade-level expectations in your particular state. The Practice Book pages may be assigned as seatwork or homework after Bridges sessions that don't include Home Connections. These pages may also serve as a source of:

- skill review
- informal paper-and-pencil assessment
- preparation for standardized testing
- differentiated instruction

Every set of 12 pages has been written to follow the instruction in roughly half a Bridges unit. Practice pages 1–12 can be used any time after Unit One, Session 12; pages 13–24 can be used any time after Unit One, Session 23; and so on. Recommended timings are noted at the top of each page. If you are using this Practice Book with another curriculum, use the lists that follow to assign pages based on the skills they address.

Some of the problems on certain pages have been marked with a Challenge icon. These problems may not be appropriate for all the students in your classroom; consider assigning them selectively.

Grade 2 Practice Book Pages Grouped by Skill

READING, WRITING , COMPARING & ORDERING 2-DIGIT NUMBERS

Page Title	Page Number	Recommended Timing
Numbers & Words, 11–20	1	Anytime after Bridges Unit 1, Session 12
Number Lines & Counting Patterns	7	Anytime after Bridges Unit 1, Session 12
Thinking about 2's	9	Anytime after Bridges Unit 1, Session 12
Numbers & Coins	15	Anytime after Bridges Unit 1, Session 23
Thinking about 5's	21	Anytime after Bridges Unit 1, Session 23
Cubes on a Line	29	Anytime after Bridges Unit 2, Session 10
Number Patterns	43	Anytime after Bridges Unit 3, Session 12
Comparing Numbers to 100	48	Anytime after Bridges Unit 3, Session 12
Numbers & Words	60	Anytime after Bridges Unit 3, Session 24

READING, WRITING , COMPARING & ORDERING 3-DIGIT NUMBERS

Page Title	Page Number	Recommended Timing
Comparing Numbers to 300	72	Anytime after Bridges Unit 4, Session 12
Numbers & Clocks	104	Anytime after Bridges Unit 5, Session 35
Sam's Hot Dog Stand	105	Anytime after Bridges Unit 5, Session 35
More Place Value Practice	118	Anytime after Bridges Unit 6, Session 13
Place Value Review	128	Anytime after Bridges Unit 7, Session 14
Reading & Writing Numbers	140	Anytime after Bridges Unit 7, Session 25
How Long Is a Shark?	141	Anytime after Bridges Unit 7, Session 25

SKIP COUNTING & NUMBER PATTERNS

Page Title	Page Number	Recommended Timing
Number Lines & Counting Patterns	7	Anytime after Bridges Unit 1, Session 12
Thinking about 2's	9	Anytime after Bridges Unit 1, Session 12
Dominoes & Counting Patterns	13	Anytime after Bridges Unit 1, Session 23
Fingers & Toes	19	Anytime after Bridges Unit 1, Session 23
Thinking about 5's	21	Anytime after Bridges Unit 1, Session 23
Cubes on a Line	29	Anytime after Bridges Unit 2, Session 10
Number Patterns	43	Anytime after Bridges Unit 3, Session 12
Missing Numbers	49	Anytime after Bridges Unit 3, Session 24
Beads & Patterns	50	Anytime after Bridges Unit 3, Session 24
More Number Patterns	144	Anytime after Bridges Unit 7, Session 25

Grade 2 Practice Book Pages Grouped by Skill (cont.)

ADDITION & SUBTRACTION FACTS TO 10		
Page Title	Page Number	Recommended Timing
Apples & Shapes	2	Anytime after Bridges Unit 1, Session 12
Adding & Subtracting 0's, 1's & 2's	3	Anytime after Bridges Unit 1, Session 12
Dollars & Dimes	4	Anytime after Bridges Unit 1, Session 12
Adding Doubles & Neighbors	5	Anytime after Bridges Unit 1, Session 12
Fact Families: 6's	11	Anytime after Bridges Unit 1, Session 12
Dominoes & Counting Patterns	13	Anytime after Bridges Unit 1, Session 23
Fact Families: 7's	17	Anytime after Bridges Unit 1, Session 23
Fact Families: 8's	23	Anytime after Bridges Unit 1, Session 23
Fact Families: 9's	27	Anytime after Bridges Unit 2, Session 10
Fact Families: 10's	31	Anytime after Bridges Unit 2, Session 10
Triangle Fact Families	33	Anytime after Bridges Unit 2, Session 10
All about Tens	35	Anytime after Bridges Unit 2, Session 10
Facts to 8	37	Anytime after Bridges Unit 3, Session 12
Facts to 9	41	Anytime after Bridges Unit 3, Session 12
Facts to 10	45	Anytime after Bridges Unit 3, Session 12
Addition & Subtraction Tables	47	Anytime after Bridges Unit 3, Session 12

ADDITION & SUBTRACTION FACTS TO 18		
Page Title	Page Number	Recommended Timing
Fish & Farm Problems	6	Anytime after Bridges Unit 1, Session 12
Baseball Cards & Darts	8	Anytime after Bridges Unit 1, Session 12
Fish & Money Problems	10	Anytime after Bridges Unit 1, Session 12
Crayons & Coins	12	Anytime after Bridges Unit 1, Session 12
Fish & Pictures	14	Anytime after Bridges Unit 1, Session 23
Blocks & Apples	16	Anytime after Bridges Unit 1, Session 23
Pennies, Bikes & Trikes	18	Anytime after Bridges Unit 1, Session 23
Shells & Coins	22	Anytime after Bridges Unit 1, Session 23
Pets & Coins	26	Anytime after Bridges Unit 2, Session 10
Fish Problems	28	Anytime after Bridges Unit 2, Session 10
Ant Story Problems	32	Anytime after Bridges Unit 2, Session 10
T-Shirts & Turtles	34	Anytime after Bridges Unit 2, Session 10
Dollars & Quarters	36	Anytime after Bridges Unit 2, Session 10
Flowers & Oranges	37	Anytime after Bridges Unit 3, Session 12
Cookies & Apples	42	Anytime after Bridges Unit 3, Session 12
Snacks	46	Anytime after Bridges Unit 3, Session 12
Missing Numbers	49	Anytime after Bridges Unit 3, Session 24
Doubles & Neighbors	51	Anytime after Bridges Unit 3, Session 24
The Gym Teacher & Jason at the School Store	52	Anytime after Bridges Unit 3, Session 24
Fast Nines & Fast Tens	53	Anytime after Bridges Unit 3, Session 24
Baseball Cards & Teri at the School Store	54	Anytime after Bridges Unit 3, Session 24
Scout Them Out Add & Subtract	55	Anytime after Bridges Unit 3, Session 24

Grade 2 Practice Book Pages Grouped by Skill (cont.)

ADDITION & SUBTRACTION FACTS TO 18		
Extra Facts	56	Anytime after Bridges Unit 3, Session 24
More Extra Facts Practice	62	Anytime after Bridges Unit 4, Session 12
Using Make Ten Facts to Help Subtract	64	Anytime after Bridges Unit 4, Session 12
Adding & Subtracting Tens & Nines	98	Anytime after Bridges Unit 5, Session 35
Adding & Subtracting Practice	112	Anytime after Bridges Unit 6, Session 13
Addition & Subtraction Practice	142	Anytime after Bridges Unit 7, Session 25

SOLVING EQUATIONS		
Page Title	Page Number	Recommended Timing
Missing Numbers	49	Anytime after Bridges Unit 3, Session 24
Pet Shop Equations	86	Anytime after Bridges Unit 5, Session 17
Solving Equations	122	Anytime after Bridges Unit 7, Session 14

PLACE VALUE & THE BASE TEN SYSTEM		
Page Title	Page Number	Recommended Timing
Cubes on a Line	29	Anytime after Bridges Unit 2, Session 10
Comparing Numbers to 100	48	Anytime after Bridges Unit 3, Session 12
Comparing Numbers to 300	72	Anytime after Bridges Unit 4, Session 12
Tens & Ones	87	Anytime after Bridges Unit 5, Session 17
Different Ways to Look at 300	89	Anytime after Bridges Unit 5, Session 17
Different Ways to Look at the Same Number	90	Anytime after Bridges Unit 5, Session 17
Hundreds, Tens & Ones	92	Anytime after Bridges Unit 5, Session 17
Place Value Practice	100	Anytime after Bridges Unit 5, Session 35
Pencil Puppy & Pal	101	Anytime after Bridges Unit 5, Session 35
Numbers & Clocks	104	Anytime after Bridges Unit 5, Session 35
More Place Value Practice	118	Anytime after Bridges Unit 6, Session 13
Place Value Review	128	Anytime after Bridges Unit 7, Session 14
Digits & Number Riddles	134	Anytime after Bridges Unit 7, Session 25
Reading & Writing Numbers	140	Anytime after Bridges Unit 7, Session 25

Grade 2 Practice Book Pages Grouped by Skill (cont.)

2- & 3-DIGIT ADDITION & SUBTRACTION		
Page Title	Page Number	Recommended Timing
Snacks (challenge)	46	Anytime after Bridges Unit 3, Session 12
The Gym Teacher & Jason at the School Store (challenge)	52	Anytime after Bridges Unit 3, Session 24
Baseball Cards & Teri at the School Store (challenge)	54	Anytime after Bridges Unit 3, Session 24
Ants & the Number Box (challenge)	80	Anytime after Bridges Unit 4, Session 25
Adding & Subtracting Tens	81	Anytime after Bridges Unit 4, Session 25
Shopping & the Number Box	93	Anytime after Bridges Unit 5, Session 17
Base Ten Addition	94	Anytime after Bridges Unit 5, Session 17
Shopping Problems	95	Anytime after Bridges Unit 5, Session 17
Base Ten Subtraction	96	Anytime after Bridges Unit 5, Session 17
Place Value Practice	100	Anytime after Bridges Unit 5, Session 35
Pencil Puppy & Pal	101	Anytime after Bridges Unit 5, Session 35
2-Digit Addition	102	Anytime after Bridges Unit 5, Session 35
More Facts Than You Need	103	Anytime after Bridges Unit 5, Session 35
Sam's Hot Dog Stand	105	Anytime after Bridges Unit 5, Session 35
2-Digit Subtraction	106	Anytime after Bridges Unit 5, Session 35
The Pet Graph	107	Anytime after Bridges Unit 5, Session 35
More 2-Digit Addition	108	Anytime after Bridges Unit 5, Session 35
More 2-Digit Subtraction	109	Anytime after Bridges Unit 5, Session 35
Adding & Subtracting Practice	112	Anytime after Bridges Unit 6, Session 13
Grandma's Button Box	113	Anytime after Bridges Unit 6, Session 13
2-Digit Addition Practice	114	Anytime after Bridges Unit 6, Session 13
More Place Value Practice	118	Anytime after Bridges Unit 6, Session 13
2-Digit Subtraction Practice	120	Anytime after Bridges Unit 6, Session 13
Make Your Own Problems	121	Anytime after Bridges Unit 6, Session 13
Solving Equations	122	Anytime after Bridges Unit 7, Session 14
The Second Graders Clean Their Desks	124	Anytime after Bridges Unit 7, Session 14
Adding & Subtracting	130	Anytime after Bridges Unit 7, Session 14
Crayons	131	Anytime after Bridges Unit 7, Session 14
More Crayon Problems	133	Anytime after Bridges Unit 7, Session 14
The Toy Store	135	Anytime after Bridges Unit 7, Session 25
More Toy Store Problems	137	Anytime after Bridges Unit 7, Session 25
Reading & Writing Numbers	140	Anytime after Bridges Unit 7, Session 25

COMPUTATIONAL ESTIMATION		
Page Title	Page Number	Recommended Timing
Which Makes Most Sense?	110	Anytime after Bridges Unit 6, Session 13
Estimation Problems	111	Anytime after Bridges Unit 6, Session 13

Grade 2 Practice Book Pages Grouped by Skill (cont.)

EARLY MULTIPLICATION & DIVISION CONCEPTS		
Page Title	Page Number	Recommended Timing
Thinking about 2's	9	Anytime after Bridges Unit 1, Session 12
Fingers & Toes	19	Anytime after Bridges Unit 1, Session 23
Ant Story Problems	32	Anytime after Bridges Unit 2, Session 10
Flowers & Oranges (challenge)	38	Anytime after Bridges Unit 3, Session 12
Cookies & Apples (challenge)	42	Anytime after Bridges Unit 3, Session 12
Bowls & Vans	74	Anytime after Bridges Unit 4, Session 25
Books & Granola Bars	78	Anytime after Bridges Unit 4, Session 25
Ants & the Number Box	80	Anytime after Bridges Unit 4, Session 25
Apples & Snow People	82	Anytime after Bridges Unit 4, Session 25
Sharing Stories	84	Anytime after Bridges Unit 4, Session 25
Nuts & Carrots	88	Anytime after Bridges Unit 5, Session 17
Apples & Orange Slices	123	Anytime after Bridges Unit 7, Session 14
More Number Patterns	144	Anytime after Bridges Unit 7, Session 25

FRACTIONS		
Page Title	Page Number	Recommended Timing
Half & Half	83	Anytime after Bridges Unit 4, Session 25
Fractions	126	Anytime after Bridges Unit 7, Session 14
More Fractions	138	Anytime after Bridges Unit 7, Session 25
Pizza Problems	139	Anytime after Bridges Unit 7, Session 25

MONEY		
Page Title	Page Number	Recommended Timing
Fish & Money Problems	10	Anytime after Bridges Unit 1, Session 12
Crayons & Coins	12	Anytime after Bridges Unit 1, Session 12
Numbers & Coins	15	Anytime after Bridges Unit 1, Session 23
Ella's Piggy Bank	25	Anytime after Bridges Unit 2, Session 10
The Shapes Shop	66	Anytime after Bridges Unit 4, Session 12
Two Different Ways to Write Money Amounts	68	Anytime after Bridges Unit 4, Session 12
Another Trip to the Shapes Shop	76	Anytime after Bridges Unit 4, Session 25
Tens & Ones	87	Anytime after Bridges Unit 5, Session 17
Time & Money Problems	91	Anytime after Bridges Unit 5, Session 17
Coin Problems	97	Anytime after Bridges Unit 5, Session 17
Time & Money	116	Anytime after Bridges Unit 6, Session 13
Crayons	131	Anytime after Bridges Unit 7, Session 14
More Crayon Problems	133	Anytime after Bridges Unit 7, Session 14
The Toy Store	135	Anytime after Bridges Unit 7, Session 25
More Toy Store Problems	137	Anytime after Bridges Unit 7, Session 25

Grade 2 Practice Book Pages Grouped by Skill (cont.)

TIME		
Page Title	Page Number	Recommended Timing
Telling Time on Two Kinds of Clocks	39	Anytime after Bridges Unit 3, Session 12
A.M. or P.M.?	58	Anytime after Bridges Unit 3, Session 24
Time & Money Problems	91	Anytime after Bridges Unit 5, Session 17
Adding & Subtracting Tens & Nines	98	Anytime after Bridges Unit 5, Session 35
Numbers & Clocks	104	Anytime after Bridges Unit 5, Session 35
Time & Money	116	Anytime after Bridges Unit 6, Session 13
Pedro's Birthday	132	Anytime after Bridges Unit 7, Session 14
Enough Time in the Day	136	Anytime after Bridges Unit 7, Session 25
Maria Jose's Day	143	Anytime after Bridges Unit 7, Session 25

MEASUREMENT (LENGTH IN U.S. CUSTOMARY UNITS)		
Page Title	Page Number	Recommended Timing
Inchworm's Garden	20	Anytime after Bridges Unit 1, Session 23
Inchworm's Paths	24	Anytime after Bridges Unit 1, Session 23
More Number Patterns	144	Anytime after Bridges Unit 7, Session 25

MEASUREMENT (LENGTH IN METRIC UNITS)		
Page Title	Page Number	Recommended Timing
Ant Paths	30	Anytime after Bridges Unit 2, Session 10
Measuring Ladybug Paths	44	Anytime after Bridges Unit 3, Session 12
Measuring Problems	125	Anytime after Bridges Unit 7, Session 14
The Army Ants Measure Up	127	Anytime after Bridges Unit 7, Session 14
More about Meters	129	Anytime after Bridges Unit 7, Session 14

GEOMETRY		
Page Title	Page Number	Recommended Timing
Symmetry	65	Anytime after Unit 4, Session 12

GRAPHING		
Page Title	Page Number	Recommended Timing
Ella's Piggy Bank	25	Anytime after Bridges Unit 2, Session 10
The Pet Graph	107	Anytime after Bridges Unit 5, Session 35
Grandma's Button Box	113	Anytime after Bridges Unit 6, Session 13
The Second Graders Clean Their Desks	124	Anytime after Bridges Unit 7, Session 14

Grade 2 Practice Book Pages Grouped by Skill (cont.)

PROBLEM SOLVING		
Page Title	Page Number	Recommended Timing
Apples & Shapes	2	Anytime after Bridges Unit 1, Session 12
Dollars & Dimes	4	Anytime after Bridges Unit 1, Session 12
Fish & Farm Problems	6	Anytime after Bridges Unit 1, Session 12
Baseball Cards & Darts	8	Anytime after Bridges Unit 1, Session 12
Fish & Money Problems	10	Anytime after Bridges Unit 1, Session 12
Crayons & Coins	12	Anytime after Bridges Unit 1, Session 12
Fish & Pictures	14	Anytime after Bridges Unit 1, Session 23
Blocks & Apples	16	Anytime after Bridges Unit 1, Session 23
Pennies, Bikes & Trikes	18	Anytime after Bridges Unit 1, Session 23
Shells & Coins	22	Anytime after Bridges Unit 1, Session 23
Pets & Coins	26	Anytime after Bridges Unit 2, Session 10
Fish Problems	28	Anytime after Bridges Unit 2, Session 10
Ant Story Problems	32	Anytime after Bridges Unit 2, Session 10
T-Shirts & Turtles	34	Anytime after Bridges Unit 2, Session 10
Dollars & Quarters	36	Anytime after Bridges Unit 2, Session 10
Flowers & Oranges	38	Anytime after Bridges Unit 3, Session 12
Ladybug Story Problems	40	Anytime after Bridges Unit 3, Session 12
Beads & Patterns	50	Anytime after Bridges Unit 3, Session 24
The Gym Teacher & Jason at the School Store	52	Anytime after Bridges Unit 3, Session 24
Baseball Cards & Teri at the School Store	54	Anytime after Bridges Unit 3, Session 24
Extra Facts	56	Anytime after Bridges Unit 3, Session 24
More Extra Facts Practice	62	Anytime after Bridges Unit 4, Session 12
The Shapes Shop	66	Anytime after Bridges Unit 4, Session 12
Sara's Pockets	70	Anytime after Bridges Unit 4, Session 12
Bowls & Vans	74	Anytime after Bridges Unit 4, Session 12
Another Trip to the Shapes Shop	76	Anytime after Bridges Unit 4, Session 25
Books & Granola Bars	78	Anytime after Bridges Unit 4, Session 25
Ants & the Number Box	80	Anytime after Bridges Unit 4, Session 25
Apples & Snow People	82	Anytime after Bridges Unit 4, Session 25
Sharing Stories	84	Anytime after Bridges Unit 4, Session 25
Pet Shop Equations	86	Anytime after Bridges Unit 5, Session 17
Nuts & Carrots	88	Anytime after Bridges Unit 5, Session 17
Shopping & the Number Box	93	Anytime after Bridges Unit 5, Session 17
Shopping Problems	95	Anytime after Bridges Unit 5, Session 17
Coin Problems	97	Anytime after Bridges Unit 5, Session 17
Wheels	99	Anytime after Bridges Unit 5, Session 35
Pencil Puppy & Pal	101	Anytime after Bridges Unit 5, Session 35
More Facts Than You Need	103	Anytime after Bridges Unit 5, Session 35
Lines & Buttons	115	Anytime after Bridges Unit 6, Session 13
Cubes & Homework	117	Anytime after Bridges Unit 6, Session 13
Homework & 100	119	Anytime after Bridges Unit 6, Session 13
Make Your Own Problems	121	Anytime after Bridges Unit 6, Session 13

Grade 2 Practice Book Pages Grouped by Skill (cont.)

PROBLEM SOLVING (CONT.)		
Page Title	Page Number	Recommended Timing
Apples & Orange Slices	123	Anytime after Bridges Unit 7, Session 14
Crayons	131	Anytime after Bridges Unit 7, Session 14
More Crayon Problems	133	Anytime after Bridges Unit 7, Session 14
The Toy Store	135	Anytime after Bridges Unit 7, Session 25
More Toy Store Problems	137	Anytime after Bridges Unit 7, Session 25
Pizza Problems	139	Anytime after Bridges Unit 7, Session 25
More Number Patterns	144	Anytime after Bridges Unit 7, Session 25

Grade 2 Practice Book Answer Keys



ANSWER KEY

Use after Unit One, Session 12

Page 1, Numbers & Words, 11–20

1

eleven 11 11

twelve 12 12

thirteen 13 13

fourteen 14 14

fifteen 15 15

sixteen 16 16

seventeen 17 17

eighteen 18 18

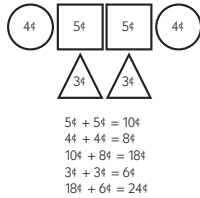
nineteen 19 19

twenty 20 20

2 12, 14, 16

Page 2, Apples & Shapes

- 9 apples; students' work will vary.
- (challenge) Students' work will vary. Example:



Page 3, Adding & Subtracting 0's, 1's, & 2's

- 6, 5,
7, 3, 4,
5, 7, 6,
6, 4, 8
- 2, 1,
5, 3, 0,
3, 5, 4,
6, 2, 4

Page 4, Dollars & Dimes

- 4 dollars; students' work will vary.
- (challenge) 30 dimes; students' work will vary.

Page 5, Adding Doubles & Neighbors

- 0, 1, 2
3, 4, 5
6, 7, 8
9, 10, 20
- a 5
b 9
c 8
d 7
e 10
f 5
g 9
h 4

Page 6, Fish & Farm Problems

- 5 fish; students' work will vary.
- (challenge) 4 ducks and 2 sheep; students' work will vary.

Page 7, Number Lines & Counting Patterns

- No key necessary
- a 15, 16, 18
b 30, 35, 40
c 14, 20, 24, 26
d 1, 7, 11, 13

Page 8, Baseball Cards & Darts

- 7 baseball cards; students' work will vary.
- (challenge) She could get 3, 4, 5, 6, 7, 8, 9, 10, or 12 points. (There are 2 different ways she could get 6 points.) Students' work will vary. Example:

1	2	4	Total
✓✓✓			3 pts
✓✓	✓		4 pts
✓✓		✓	6 pts
✓	✓✓		5 pts
✓		✓✓	9 pts
✓	✓	✓	7 pts
	✓✓✓		6 pts
	✓✓	✓	8 pts
	✓	✓✓	10 pts
		✓✓✓	12 pts



Use after Unit One, Session 12 (cont.)

Page 9, Thinking about 2's

- 2, 3, 5, 6, 7, 8, 10
11, 13, 14, 16, 17, 18, 19
21, 22, 23, 25, 26, 28, 29, 30
31, 32, 34, 35, 37, 39, 40
- 8, 12, 26, 14
20, 32, 16, 10
- 6, 10, 14, 8
26, 34, 22, 38
- a 18 antennae
b 24 wings
c 14 ears

Page 10, Fish & Money Problems

- 4 fish
- (challenge) Students' responses to 2d-g may be entered in a different order than on the chart below.

	Dimes	Nickels	Pennies
ex a	2	0	3
ex b	1	2	3
a	1	1	8
b	1	0	13
c	0	4	3
d	0	3	8
e	0	2	13
f	0	1	18
g	0	0	23

Page 11, Fact Families: 6's

- a $2 + 4 = 6$
b $5 + 1 = 6$
c $2 + 2 + 2 = 6$
- a
b
c
- 6, 3, 0, 4
2, 5, 3, 1
1, 2, 0, 4
- 4, 1, 3, 2
3, 6, 4, 0

Page 12, Crayons & Coins

- 12 crayons; students' work will vary.
- (challenge) 3 nickels and 2 dimes; students' work will vary.

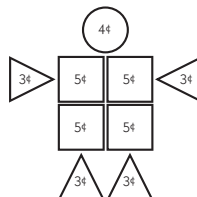
Use after Unit One, Session 23

Page 13, Dominoes & Counting Patterns

- $3 + 4, 5 + 4, 5 + 5, 4 + 4$
- 4, 3, 6 + 6, 4
- Students' responses will vary.
- a 28, 30, 32
b 33, 35
c 13, 9
d 39, 37

Page 14, Fish & Pictures

- 5 red fish; students' work will vary.
- (challenge) Students' work will vary. Example:



$$5¢ + 5¢ + 5¢ + 5¢ = 20¢$$

$$3¢ + 3¢ + 3¢ + 3¢ = 12¢$$

$$20¢ + 12¢ = 32¢$$

$$32¢ + 4¢ = 36¢$$

Page 15, Numbers & Coins

Note: There is no match for 70¢.

ex		
		20 c
1		40 c
2		80 c
3		10 c
4		60 c
5		50 c
6		30 c

Handwritten notes on the right side of the table:

- 10 ten
- 20 twenty
- 30 thirty
- 40 forty
- 50 fifty
- 60 sixty
- 70 seventy
- 80 eighty



Use after Unit One, Session 23 (cont.)

Page 16, Blocks & Apples

- 13 blocks; students' work will vary.
- (challenge) \$1.25; students' work will vary.

Page 17, Fact Families: 7's

- $3 + 4 = 7$
 - $1 + 6 = 7$
 - $4 + 3 = 7$
- -
 -
- 7, 4, 1, 5
3, 6, 4, 2
2, 3, 0, 6
- 4, 2, 1, 3

Page 18, Pennies, Bikes, & Trikes

- 9 pennies; students' work will vary.
- (challenge) 2 bikes and 5 trikes; students' work will vary.

Page 19, Fingers & Toes

- 20, 25, 30, 35, 40, 45, 50, 55, 60, 65, 70
- 25, 40, 15, 5, 10, 50, 30
10, 25, 20, 0, 45, 15, 5
- 25 toes
 - 30 fingers
 - 20 toes
 - 45 fingers
 - (challenge) 9 feet
 - (challenge) 7 hands

Page 20, Inchworm's Garden

From	To	How Many Inches?
1		3 inches
2		4 inches
3		2 inches
4		2 inches
5		3 inches
6		5 inches

Page 21, Thinking about 5's

- 1, 3, 4, 5, 7, 8, 9
12, 13, 15, 16, 17, 19, 20
21, 22, 24, 25, 26, 27, 28, 30
31, 32, 33, 34, 36, 38, 39, 40
41, 43, 44, 45, 46, 47, 48, 49
- 10, 20, 26, 39
- 15, 10, 30, 45
- 45, 50, 60, 70, 80, 85, 95
- 21, 26, 31, 36

Page 22, Shells & Coins

- 7 shells; students' work will vary.
- (challenge) A dime, a nickel, and 3 pennies; students' work will vary.

Page 23, Fact Families: 8's

- $4 + 4 = 8$
 - $6 + 2 = 8$
 - $1 + 7 = 8$
- -
 -
- 8, 5, 2, 6
4, 7, 5, 2
3, 4, 1, 2
- 5, 4, 1, 6

Page 24, Inchworm's Paths

- Students' responses will vary.
- 6 inches
 - 7 inches
 - 8 inches
- Path A is the shortest.
- Path C is the longest.
- (challenge) Students' work will vary. The shortest path is around $5\frac{1}{2}$ inches, so responses of 5 or 6 inches are acceptable.



Use after Unit Two, Session 10

Page 25, Ella's Piggy Bank

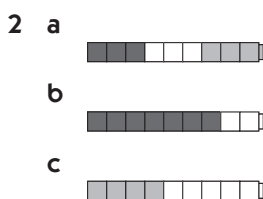
- 1 dimes
- 2 nickels
- 3 two
- 4 87¢
- 5 (challenge) 13¢; students' work will vary.

Page 26, Pets & Coins

- 1 16 pets; students' work will vary.
- 2 (challenge) 4 nickels and 2 dimes; students' work will vary.

Page 27, Fact Families: 9's

- 1 a $5 + 4 = 9$
b $2 + 7 = 9$
c $8 + 1 = 9$



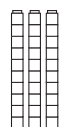
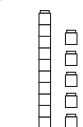
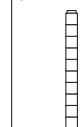
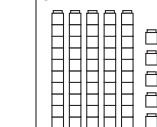

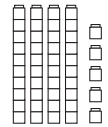

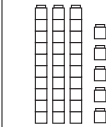
- 3 9, 5, 0, 7
5, 8, 3, 1
4, 6, 2, 3
- 4 5, 3, 2, 1

Page 28, Fish Problems

- 1 7 are red; students' work will vary.
- 2 (challenge) 8 yellow fish and 4 red fish; students' work will vary.

Page 29, Cubes on a Line

1

ex 	a 	b 	c 
Tens Ones	Tens Ones	Tens Ones	Tens Ones
3 0	1 5	2 0	5 5
d 	e 	f 	g 
Tens Ones	Tens Ones	Tens Ones	Tens Ones
6 0	4 5	6 5	3 5


- 2 15, 20, 30, 35, 45, 55, 60, 65
- 3 30, 15, 38, 46, 60, 20, 30

Page 30, Ant Paths

- 1 a 12 cm
b 7 cm
c 6 cm
- 2 a Path A: 13 cm; Path B: 12 cm; Path C: 15 cm
b Students' responses will vary. Example: *I would use Path B because it's the shortest and I don't have to make any turns.*

Page 31, Fact Families: 10's

- 1 a $7 + 3$
b $4 + 6$
c $2 + 8$



- 3 10, 7, 1, 8
6, 9, 5, 2
5, 4, 3, 0
- 4 5, 3, 4, 9

Page 32, Ant Story Problems

- 1 6 ants are working hard. Some more come to help.
Now there are 13 ants. How many ants came to help?
7 ants came to help; students' work will vary.
- 2 There are 7 ants at the top of the tunnel. There are 4 ants in the middle chamber. There are 5 ants in the lower chamber. How many ants in all?
There are 16 ants in all; students' work will vary.
- 3 There are 6 ants. Each ant has 3 seeds. How many seeds in all?
There are 18 seeds in all; students' work will vary.



Use after Unit Two, Session 10 (cont.)

Page 33, Triangle Fact Families

example	
 $3 + 6 = 9$ $9 - 6 = 3$ $6 + 3 = 9$ $9 - 3 = 6$	
1 $2 + 7 = 9$ $9 - 2 = 7$ $7 + 2 = 9$ $9 - 7 = 2$	
2 $8 + 2 = 10$ $10 - 8 = 2$ $2 + 8 = 10$ $10 - 2 = 8$	
3 $6 + 4 = 10$ $10 - 6 = 4$ $4 + 6 = 10$ $10 - 4 = 6$	
4 $7 + 3 = 10$ $10 - 7 = 3$ $3 + 7 = 10$ $10 - 3 = 7$	

- 2** 2, 8, 4, 7, 4, 3, 2
6, 5, 0, 1, 5, 2, 3
1, 3, 3, 1
- 3** **a** 2 and 4 (1, 2, and 3 is another solution.)
b 3 and 4 (1, 2, and 4 is another solution.)
c 1, 3, and 4
d 2, 3, and 4
e 1, 2, 3, and 4

Page 38, Flowers & Oranges

- 1** 5 flowers; students' work will vary.
2 (challenge) 32 orange slices; students work will vary.

Page 39, Telling Time on Two Kinds of Clocks

- 1** **a** 3:00
b 9:30
c 7:00
d 4:30

2 **a**



b



c



d



Page 34, T-Shirts & Turtles

- 1** \$9.00; students' work will vary.
2 (challenge) 26 legs; students work will vary.

Page 35, All about Tens

- 1** **a** 6 and 4 should be circled
b 7 and 3 should be circled
c 2 and 8 should be circled
- 2** **a** $8 + 2 = 10$, $2 + 8 = 10$, $10 - 8 = 2$, $10 - 2 = 8$
b $3 + 7 = 10$, $7 + 3 = 10$, $10 - 3 = 7$, $10 - 7 = 3$
c $1 + 9 = 10$, $9 + 1 = 10$, $10 - 1 = 9$, $10 - 9 = 1$
- 3** 3, 5, 4, 7, 6, 1, 8
- 4** 7, 5, 10, 1
3, 2, 4, 10

Page 36, Dollars & Quarters

- 1** 7 more dollars; students' work will vary.
2 (challenge) 20 quarters; students' work will vary.

Use after Unit Three, Session 12

Page 37, Facts to 8

- 1** 8, 7, 8, 3, 8, 6, 7
5, 8, 8, 8, 7, 8, 4
7, 8, 8, 6

Page 40, Ladybug Story Problems

- 1** 10 ladybugs were sitting on a leaf. A bird came and chased 4 of them away. **How many ladybugs were left?**
6 ladybugs were left; students' work will vary.
- 2** There are 4 ladybugs on the leaf. **How many legs in all?** (Ladybugs have 6 legs.)
There are 24 legs in all; students' work will vary.
- 3** There were 5 ladybugs on a leaf. Some more ladybugs came. Then there were 12 ladybugs on the leaf. **How many ladybugs came?**
7 ladybugs came; students' work will vary.



Use after Unit Three, Session 12 (cont.)

Page 41, Facts to 9

- 1 9, 8, 9, 4, 9, 7, 8
9, 7, 9, 8, 9, 8, 8
7, 9, 8, 9
- 2 3, 9, 4, 8, 4, 4, 5
7, 5, 1, 0, 6, 2, 2
5, 3, 2, 1
- 3 a 2 and 4
b 3 and 4
c 8
d 2, 3, and 4
e 2 and 8

Page 42, Cookies & Apples

- 1 8 cookies; students' work will vary.
- 2 (challenge) 60 seeds; students' work will vary.

Page 43, Number Patterns

- 1 a–d

1	2	3	4	5	6	7	8	9	10
11	12	13	14	15	16	17	18	19	20
21	22	23	24	25	26	27	28	29	30
31	32	33	34	35	36	37	38	39	40
41	42	43	44	45	46	47	48	49	50
51	52	53	54	55	56	57	58	59	60
61	62	63	64	65	66	67	68	69	70
71	72	73	74	75	76	77	78	79	80
81	82	83	84	85	86	87	88	89	90
91	92	93	94	95	96	97	98	99	100

- 2 14, 17, 40, 51, 62, 78

Page 44, Measuring Ladybug Paths

- 1 a Bug A: 13 cm
b Bug B: 9 cm
c Bug C: 7 cm
d Bug D: 5 cm
- 2 Bug A
- 3 4 cm
- 4 8 cm
- 5 34 cm; students' number sentences will vary.
- 6 Students' paths and measurements may vary slightly. 12 cm give or take a cm either way is acceptable.

Page 45, Facts to 10

- 1 10, 9, 10, 5, 10, 8, 9
10, 7, 10, 9, 10, 8, 7
9, 10, 10
- 2 4, 10, 4, 9, 6, 5, 5
8, 4, 2, 3, 7, 0, 2
6, 4, 1, 3
- 3 a 3 and 3
b 2, 2, and 3
c 2, 3, and 3
d impossible
e 2, 2, 3, and 3

Page 46, Snacks

- 1 15 granola bars; students' work will vary.
- 2 (challenge) 65¢; students' work will vary.

Page 47, Addition & Subtraction Tables

- 1 a

+	2	3	4	5	6	7
1	3	4	5	6	7	8
2	4	5	6	7	8	9
3	5	6	7	8	9	10
4	6	7	8	9	10	11
5	7	8	9	10	11	12
6	8	9	10	11	12	13

- b

+	3	4	5	6	7	8
3	6	7	8	9	10	11
4	7	8	9	10	11	12
5	8	9	10	11	12	13
6	9	10	11	12	13	14
7	10	11	12	13	14	15
8	11	12	13	14	15	16

- 2 a

0	1	2	3	4	5	–
0	1	2	3	4	5	0
	0	1	2	3	4	1
		0	1	2	3	2
			0	1	2	3
				0	1	4
					0	5



ANSWER KEY

Use after Unit Three, Session 12 (cont.)

Page 47, Addition & Subtraction Tables (cont.)

2 b

6	7	8	9	10	11	-
6	7	8	9	10	11	0
	6	7	8	9	10	1
		6	7	8	9	2
			6	7	8	3
				6	7	4
					6	5

Page 48, Comparing Numbers to 100

- 47 < 51
- 18 < 23
- 36 > 29
- 71 > 17
- 34 = 34

Use after Unit Three, Session 24

Page 49, Missing Numbers

- 10, 8, 4
7, 8, 9
6, 1, 3
12, 16, 14
10, 8, 8
- a 20, 30, 35
b 45, 55, 60
c 28, 38, 43
d 29, 44
e 20, 10, 5
f 17, 7, 2
- a (challenge) 128, 118, 108, 103; Backward
b (challenge) 347, 362, 367, 377; Forward
c (challenge) 503, 508, 518, 523, 528; Forward
d (challenge) 252, 247, 242, 232, 222; Backward

Page 50, Beads & Patterns

- a 8 red beads; students' work will vary.
b Students' responses will vary. Example:
●○○○○●○○○○●○○○○●
- a (challenge) 25, 31, 37
b (challenge) 22, 27, 32, 42, 47
c (challenge) 10, 5, 0
d (challenge) 8, 4, 0

- e (challenge) 16, 22, 37, 56
f (challenge) 16, 32, 64, 256, 512

Page 51, Doubles & Neighbors

1

<p>ex</p> $\begin{array}{r} 7 \\ + 7 \\ \hline 14 \end{array}$	<p>a</p> $\begin{array}{r} 7 \\ + 8 \\ \hline 15 \end{array}$	<p>b</p> $\begin{array}{r} 6 \\ + 6 \\ \hline 12 \end{array}$	<p>c</p> $\begin{array}{r} 6 \\ + 7 \\ \hline 13 \end{array}$
<p>d</p> $\begin{array}{r} 8 \\ + 8 \\ \hline 16 \end{array}$	<p>e</p> $\begin{array}{r} 9 \\ + 8 \\ \hline 17 \end{array}$	<p>f</p> $\begin{array}{r} 9 \\ + 9 \\ \hline 18 \end{array}$	<p>g</p> $\begin{array}{r} 10 \\ + 9 \\ \hline 19 \end{array}$

- 5, 6, 4, 5, 3, 4, 2
7, 8, 6, 7, 8, 9, 9

Page 52, The Gym Teacher & Jason at the School Store

- a 7 more soccer balls; students' work will vary.
b 23 soccer balls and footballs; students' work will vary.
- (challenge) Students' responses will vary. Examples:
 - 2 markers and 1 eraser ($25¢ + 25¢ + 10¢ = 60¢$)
 - 3 pencils ($20¢ + 20¢ + 20¢ = 60¢$)
 - 1 marker, 1 pencil, and 1 folder ($25¢ + 20¢ + 15¢ = 60¢$)
 - 1 tablet, 1 eraser, and 1 pencil ($30¢ + 10¢ + 20¢ = 60¢$)

Page 53, Fast Nines & Fast Tens

1

<p>ex</p> $\begin{array}{r} 9 \\ + 7 \\ \hline 16 \end{array}$	<p>a</p> $\begin{array}{r} 9 \\ + 3 \\ \hline 12 \end{array}$	<p>b</p> $\begin{array}{r} 6 \\ + 9 \\ \hline 15 \end{array}$	<p>c</p> $\begin{array}{r} 10 \\ + 8 \\ \hline 18 \end{array}$
<p>d</p> $\begin{array}{r} 9 \\ + 5 \\ \hline 14 \end{array}$	<p>e</p> $\begin{array}{r} 4 \\ + 9 \\ \hline 13 \end{array}$	<p>f</p> $\begin{array}{r} 9 \\ + 8 \\ \hline 17 \end{array}$	<p>g</p> $\begin{array}{r} 10 \\ + 7 \\ \hline 17 \end{array}$



Use after Unit Three, Session 24 (cont.)

Page 53, Fast Nines & Fast Tens

- 2 6, 7, 2, 3, 5, 6, 8
9, 4, 5, 3, 4, 7, 8

Page 54, Baseball Cards & Teri at the School Store

- 1 Andre has 1 more baseball card than James.
Students' work will vary.
- 2 (challenge) Students' responses will vary. Examples:
- 2 markers and 1 pencil ($25¢ + 25¢ + 20¢ = 70¢$)
 - 2 tablets and 1 eraser ($30¢ + 30¢ + 10¢ = 70¢$)
 - 2 pencils and 1 tablet ($20¢ + 20¢ + 30¢ = 70¢$)
 - 1 marker, 1 tablet and 1 folder ($25¢ + 30¢ + 15¢ = 70¢$)
 - 3 folders and 1 marker ($15¢ + 15¢ + 15¢ + 25¢ = 70¢$)
 - 3 pencils and 1 eraser ($20¢ + 20¢ + 20¢ + 10¢ = 70¢$)

Page 55, Scout Them Out Add & Subtract

- 1 a +2 facts are underlined.
b +10 facts are not underlined.
8, 11, 10, 7, 9, 19, 6
14, 17, 10, 4, 13, 16, 13
- 2 a -2 facts are underlined.
b -10 facts are not underlined.
8, 4, 4, 7, 2, 9, 5
11, 7, 2, 6, 12, 8, 9
13, 10, 3, 6, 1, 10, 1
- 3 a T
b F
c T
d F
e T
f T

Page 56, Extra Facts

- 1 Neena bought 7 red apples, 8 green apples, and 3 yellow apples. ~~Neena is 12 years old.~~ How many apples did Neena buy?
18 apples; students' work will vary.
- 2 Pedro had 15 dollars. He spent 9 dollars on a book. ~~His friend had 12 dollars.~~ How much money did Pedro have left?
6 dollars; students' work will vary.

- 3 The gym teacher had 16 soccer balls. ~~She had 14 footballs.~~ She gave 8 of the soccer balls to the playground helper. How many soccer balls did she have left?
8 soccer balls; students' work will vary.
- 4 (challenge) The ladybug ate 28 aphids in the morning. ~~Then she took a nap on a leaf for 3 hours.~~ She ate 34 aphids in the afternoon. How many aphids did she eat in all?
62 aphids; students' work will vary.

Page 57, Make Ten Facts

- 1 a Make 10 facts are underlined.
b Other facts are not underlined.
10, 7, 11, 10, 7, 10, 8
9, 10, 10, 9, 9, 8, 10
7, 10, 10, 10, 10, 4, 9
- 2 Students' work will vary.
a 18
b 17
c 20
d 16
e 26
f 20

Page 58, A.M. or P.M.?

- 1 a 6:00 p.m.
b 7:00 a.m.
c 5:00 p.m.
d 4:00 p.m.
e 8:30 p.m.
f 3:30 p.m.
- 2 Students' responses will vary.

Page 59, More Scout Them Outs

- 1 a Doubles are underlined.
b Neighbors are not underlined.
4, 5, 10, 11, 7, 8, 12
11, 13, 14, 15, 18, 19, 22
6, 7, 16, 24, 25, 26, 27
- 2 a Half Facts are underlined.
b Take away Tens are not underlined.
5, 5, 3, 9, 3, 7, 2
8, 10, 6, 20, 30, 50, 40



Use after Unit Three, Session 24 (cont.)

Page 59, More Scout Them Outs (cont.)

- 3 a T
- b T
- c F
- d F
- e F
- f T

Page 60, Numbers & Words

- 1 No answer key necessary.
- 2 a Sixty-nine
- b Forty-seven
- c One hundred seventy-six

Use after Unit Four, Session 12

Page 61, Mystery Shapes

- 1 Rectangular prism
- 2 Sphere
- 3 Pyramid
- 4 Cylinder
- 5 Triangular prism
- 6 Cube

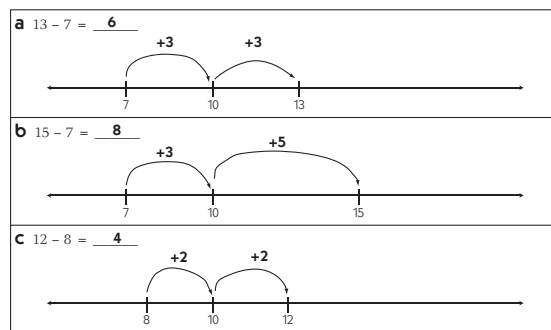
Page 62, More Extra Facts Practice

- 1 ~~Nick has 3 cats.~~ He had 12 fish. He gave 4 of the fish to his friend. How many fish does he have left? He has 8 fish left. Students' work will vary.
- 2 ~~Lin's big sister is 15.~~ She listened to 8 songs on her CD player in the morning. She listened to 9 more songs that night. How many songs did she listen to in all? Lin's big sister listened to 17 songs in all. Students' work will vary.
- 3 Amber made 9 cupcakes. Then she made 12 more cupcakes. ~~It took 2 cups of sugar to make the frosting.~~ How many cupcakes did she make in all? Amber made 21 cupcakes in all. Students' work will vary.
- 4 (challenge) The Green Dragon had 250 gold pieces. ~~He is 18 feet tall.~~ He is mad because the trolls took 60 of his gold pieces. How many gold pieces does he have left? The Green Dragon has 190 gold pieces left. Students' work will vary.

Page 63, More Make Ten Facts

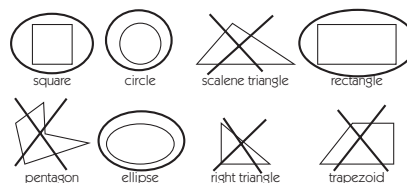
- 1 a Make 10 facts are underlined.
- b Other facts are not underlined.
 $\underline{10}$, 12, $\underline{10}$, 14, $\underline{10}$, $\underline{10}$, 9
 13, $\underline{10}$, 16, 15, $\underline{10}$, 18, $\underline{10}$
 20, $\underline{10}$, $\underline{10}$, 5, 7, $\underline{10}$, 19
- 2 Students' work will vary.
- a 20
- b 14
- c 29
- d 22
- 3 4, 2, 5, 7
 1, 9, 6, 8

Page 64, Using Make Ten Facts to Help Subtract

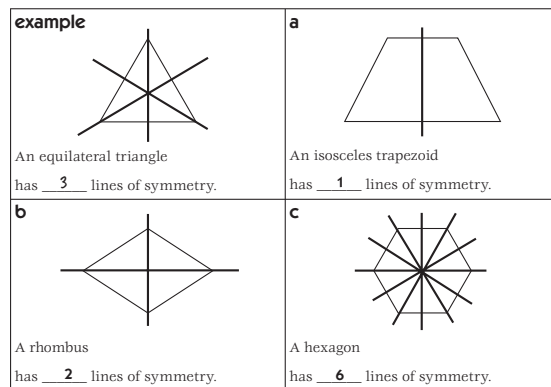


Page 65, Symmetry

1 a & b



2





Use after Unit Four, Session 12 (cont.)

Page 66, The Shapes Shop

- 10¢
 - 4¢
 - 5¢
- 74¢; students' work will vary.
- Students' responses will vary.

Page 67, Thinking about Place Value

- No answer key necessary
- Two hundred eight
 - One hundred fourteen
 - Two hundred sixteen

Page 68, Two Different Ways to Write Money Amounts

- 30¢ or \$0.30
 - 60¢ or \$0.60
 - 71¢ or \$0.71
- Dime, 10¢ or \$0.10, students' responses will vary
 - Quarter, 25¢ or \$0.25, students' responses will vary

Page 69, Subtraction Strategies

- Subtract 2's are underlined
 - Subtract Halves are circled
 - Takeway 10's are in bold font
 - Runaway 1's are in italic
 - Any facts that don't fit one of the four types listed in a–d are shown in regular font.

$$\underline{13}, 8, 10, \underline{8}, \underline{7}, 6, 10$$

$$10, 9, 7, 9, \underline{8}, 10, \underline{17}$$

$$\underline{9}, \underline{5}, 14, \underline{9}, \underline{11}, 10, 6$$

$$7, \underline{4}, \underline{2}, \underline{6}, 6, 3, \underline{10}$$

$$\underline{60}, 73, \underline{70}, \underline{80}, \underline{27}, \underline{90}, 40$$

Page 70, Sara's Pockets

- 2 nickels and 2 dimes; students' work will vary.
- 1 dime, 2 nickels, and 4 pennies; students work will vary.

Page 71, Halves

- First choice
 - Second choice
 - Third choice
- 5, 8, 10, 6, 7, 9, 3
20, 30, 12, 15, 40, 50, 11
200, 300, 100, 60, 90, 80, 70

Page 72, Comparing Numbers to 300

- $244 > 229$
 - $183 < 209$
- 67, 107, 113, 204, 261

Use after Unit Four, Session 25

Page 73, Fact Family Triangles

example		
	$4 + 9 = 13$ $9 + 4 = 13$ $13 - 4 = 9$ $13 - 9 = 4$	
1		
	$5 + 7 = 12$ $7 + 5 = 12$ $12 - 5 = 7$ $12 - 7 = 5$	
2		
	$9 + 6 = 15$ $6 + 9 = 15$ $15 - 9 = 6$ $15 - 6 = 9$	
3		
	$6 + 5 = 11$ $5 + 6 = 11$ $11 - 6 = 5$ $11 - 5 = 6$	
4		
	$6 + 8 = 14$ $8 + 6 = 14$ $14 - 6 = 8$ $14 - 8 = 6$	

Page 74, Bowls & Vans

- 4 little fishbowls; students' work will vary.
- (challenge) 6 vans; students' work will vary.

Page 75, Puzzles about Ten & More

- 10
 - 4
 - 8
 - 3
 - 6
 - 3
 - 2
 - 3
- 10, 3, 5
10, 7, 6
5, 4, 7
- (challenge) 40, 5, 127



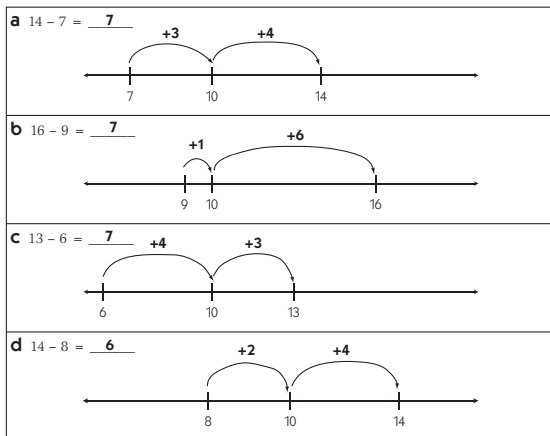
Use after Unit Four, Session 25 (cont.)

Page 76, Another Trip to the Shapes Shop

- The shape picture costs 55¢. Any coin combination worth 55¢ is acceptable. Examples: *2 quarters and 1 nickel*; *1 quarter, two dimes, two nickels*; or *2 quarters and 5 pennies*.
- Students' responses will vary.

Page 77, Make Tens to Subtract

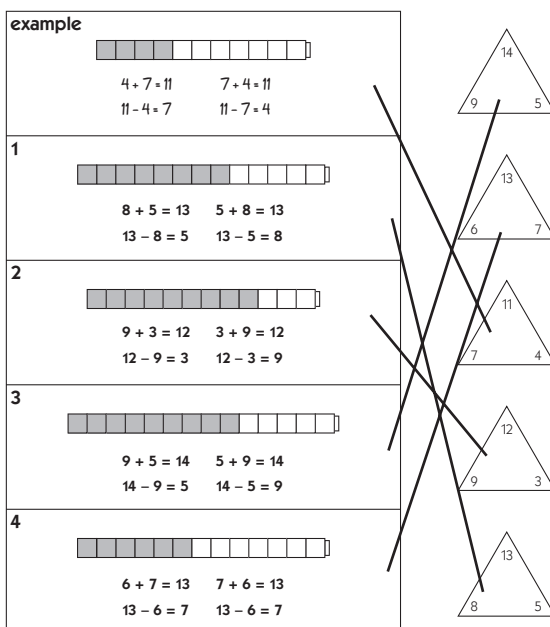
1



Page 78, Books & Granola Bars

- 15 books; students' work will vary.
- (challenge) 50¢; students' work will vary.
 - (challenge) \$1.00; students' work will vary.
 - (challenge) \$2.50; students' work will vary.

Page 79, More Fact Family Triangles



Page 80, Ants & the Number Box

- 20; students' work will vary.
 - 10; students' work will vary.
- (challenge) 4 and 17 or 18 and 3 or 5 and 16 or 11 and 10
 - (challenge) 18 and 11 or 23 and 6 or 12 and 17
 - (challenge) 16 and 6
 - (challenge) 17 and 3 or 18 and 4
 - (challenge) 3, 4, 5, and 6

Page 81, Adding & Subtracting Tens

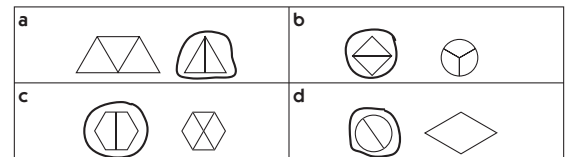
- 60, 48, 55, 76, 89, 63, 36
29, 31, 91, 47, 50, 82, 37
- 65, 45, 32, 89, 77, 8, 11
37, 4, 41, 29, 18, 67, 84

Page 82, Apples & Snow People

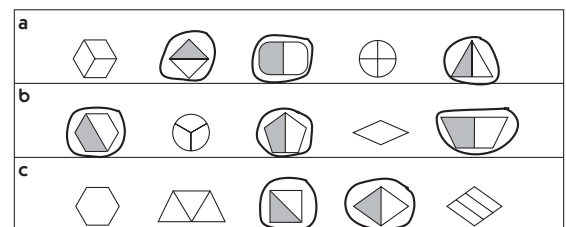
- 35 seeds; students' work will vary.
- (challenge) 84 stones; students' work will vary.

Page 83, Half & Half

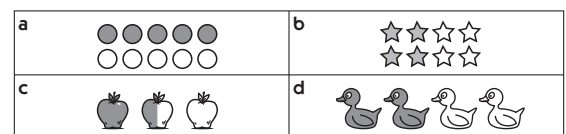
1



2



- 3 Students' work will vary. Examples:



Page 84, Sharing Stories

- 8 shells; students' work will vary.
- (challenge) 7 marbles; students' work will vary.



Use after Unit Five, Session 17

Page 85, Missing Numbers

1

example 		$5 + 7 = 12$ $7 + 5 = 12$ $12 - 5 = 7$ $12 - 7 = 5$
a 		$4 + 8 = 12$ $8 + 4 = 12$ $12 - 4 = 8$ $12 - 8 = 4$
b 		$9 + 6 = 15$ $6 + 9 = 15$ $15 - 9 = 6$ $15 - 6 = 9$
c 		$8 + 7 = 15$ $7 + 8 = 15$ $15 - 8 = 7$ $15 - 7 = 8$

2 16, 9, 6

5, 5, 8

3 (challenge) 81, 19, 38

Page 86, Pet Shop Equations

1

a The pet shop owner had 14 hamsters. She sold 5 of them on Monday and 3 of them on Tuesday. How many hamsters does she have left?	$9 - 2 + 8 = \underline{15}$
b There were 12 puppies in the pen. The pet shop owner sold some of them. Now there are 7 puppies in the pen. How many puppies did she sell?	$14 - 5 - 3 = \underline{6}$
c The pet shop owner got 9 rabbits yesterday. A family came in and bought 2 of them. Then the shop owner got 8 more rabbits. How many rabbits does she have now?	$6 + \underline{7} = 13$
d There were 16 fish in the big tank. The shop owner moved some of them. Now there are only 9 fish in the big tank. How many did the shop owner move?	$12 - \underline{5} = 7$
e The shop owner had 6 kittens. Then she got some more kittens. Now she has 13 kittens. How many kittens did she get?	$16 - \underline{7} = 9$

2 (challenge)

11, 15

54, 16

25, 300

324, 23

53, 474

Page 87, Tens & Ones

1

example 	10's	1's
	3	6
	Equation	
	$30 + 6 = 36$	
a 	10's	1's
	5	2
	Equation	
	$50 + 2 = 52$	
b 	10's	1's
	7	1
	Equation	
	$70 + 1 = 71$	
c 	10's	1's
	7	0
	Equation	
	$70 + 0 = 70$	
d 	10's	1's
	4	7
	Equation	
	$40 + 7 = 47$	

2

example 	Dimes	Pennies
	2	1
	Equation	
	$20¢ + 1¢ = 21¢$	
a 	Dimes	Pennies
	3	2
	Equation	
	$30¢ + 2¢ = 32¢$	
b 	Dimes	Pennies
	5	1
	Equation	
	$50¢ + 1¢ = 51¢$	
c 	Dimes	Pennies
	7	5
	Equation	
	$70¢ + 5¢ = 75¢$	
d 	Dimes	Pennies
	1	5
	Equation	
	$10¢ + 5¢ = 15¢$	

Page 88, Nuts & Carrots

1 37 nuts; students' work will vary.

2 (challenge) 21 carrots; students' work will vary.

Page 89, Different Ways to Look at 300

1 a 3 hundreds

b 30 tens

c 300 ones

2 30 groups of 10 labeled 10, 20, 30, 40, 50, 60, 70, 80, 90, 100, 110, 120, 130, 140, 150, 160, 170, 180, 190, 200, 210, 220, 230, 240, 250, 260, 270, 280, 290, and 300. Students' work will vary.

Page 90, Different Ways to Look at the Same Number

1 3 hundreds, 31 tens, 310 ones

2 3 hundreds, 35 tens, 350 ones

3 2 hundreds, 23 tens, 230 ones

4 2 hundreds, 29 tens, 290 ones

Page 91, Time & Money Problems

1 a 2 quarters, 1 nickel, and 1 penny

b 2 quarters, 1 dime, 1 nickel, and 1 penny

c 1 quarter and 4 pennies

d (challenge) 5 quarters, 1 nickel, and 4 pennies



Use after Unit Five, Session 17 (cont.)

Page 91, Time & Money Problems (cont.)

- 2 a 6:15
b 3:30
c 2:15

3 a



b



c



Page 92, Hundreds, Tens & Ones

- 1 a 2 hundreds, 24 tens, 247 ones
b 3 hundreds, 31 tens, 318 ones

2

a 5 hundreds + 2 tens + 9 ones	420 ones
b 42 tens	52 tens + 9 ones
c 30 tens + 9 ones	2 hundreds + 14 tens + 9 ones
d 3 hundreds + 49 ones	1 hundred + 20 tens + 9 ones

Page 93, Shopping & the Number Box

- 1 10¢; students' work will vary.
2 a (challenge) 32 and 8
b (challenge) 15 and 3
c (challenge) 10 and 8
d (challenge) 20 and 32 or 15 and 3 or 20 and 8
e (challenge) 20, 24, and 32
f (challenge) 76; students' work will vary.

Page 94, Base Ten Addition

- 1 38
2 42
3 51
4 51
5 39
6 53
7 41
8 54
9 39
10 32

Page 95, Shopping Problems

- 1 72¢, students' work will vary.
2 (challenge) 4 apples, students' work will vary.

Page 96, Base Ten Subtraction

- 1 16
2 20
3 17
4 8
5 25
6 15
7 14
8 12
9 15

Page 97, Coin Problems

- 1 63¢; students' work will vary.
2 (challenge) 14¢ each; students' work will vary.

Use after Unit Five, Session 35

Page 98, Adding & Subtracting Tens & Nines

- 1 50, 49, 65, 64, 88, 87, 87
26, 25, 82, 81, 54, 53, 76
2 20, 21, 36, 37, 71, 72, 23
25, 26, 19, 20, 65, 66, 28
3 a 4:15
b 1:45
c 7:30
d 10:15

Page 99, Wheels

- 1 44 wheels; students' work will vary.
2 (challenge) first solution: 6 wagons and 1 trike,
second solution: 3 wagons and 5 trikes

Page 100, Place Value Practice

- 1 a $32 = 30 + 2$
b $75 = 70 + 5$
c $18 = 10 + 8$
d $74 = 70 + 4$
e $28 = 20 + 8$
f $93 = 90 + 3$
g $45 = 40 + 5$
h $67 = 60 + 7$



Use after Unit Five, Session 35 (cont.)

Page 100, Place Value Practice (cont.)

- 2 68, 23, 59
85, 57, 28
74, 63, 69
49, 76, 37, 54, 91, 55, 82
- 3 a Hundreds place
b Tens place
c Ones place
d Hundreds place

Page 101, Pencil Puppy & Pal

- 1 a 64
b 73
- 2 a 35
b 47
- 3 72 pencils; students' work will vary.

Page 102, 2-Digit Addition

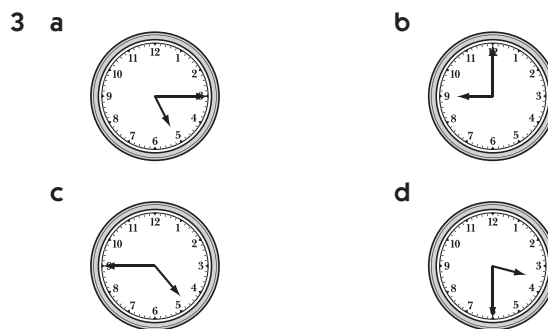
- 1 a 62
b 53
- 2 a $40 + 30 = 70$, $8 + 4 = 12$, $70 + 12 = 82$
b $50 + 20 = 70$, $8 + 8 = 16$, $70 + 16 = 86$
c $20 + 60 = 80$, $5 + 9 = 14$, $80 + 14 = 94$
d $30 + 50 = 80$, $4 + 9 = 13$, $80 + 13 = 93$
e $40 + 40 = 80$, $5 + 6 = 11$, $80 + 11 = 91$

Page 103, More Facts Than You Need

- 1 ~~Akiko has 27 marbles.~~ Sara has 53 marbles. Sam has 24 marbles. How many marbles do Sara and Sam have in all?
77 marbles; students' work will vary.
- 2 ~~Jenny has 12 toy people. She is building a house for them.~~ She used 12 blocks for the front gate, and 48 blocks for the rest of the house. How many blocks did Jenny use in all?
60 blocks; students' work will vary.
- 3 Juan had 56 crayons. He gave 23 of his crayons to his friend. ~~Juan also gave his friend 15 marking pens.~~ How many crayons does Juan have left?
33 crayons; students' work will vary.
- 4 (challenge) The Toy Factory made 90 robots on Tuesday. ~~23 people work at the factory.~~ They sold 54 of the robots on Wednesday. How many robots did they have left?
36 robots; students' work will vary.

Page 104, Numbers & Clocks

- 1 a $300 + 40 + 2$
b $200 + 70 + 3$
c $200 + 20 + 9$
d $400 + 60 + 1$
e $600 + 10 + 8$
f $157 = 100 + 50 + 7$
g $999 = 900 + 90 + 9$
h $835 = 800 + 30 + 5$
- 2 138, 229, 273, 342, 461, 618

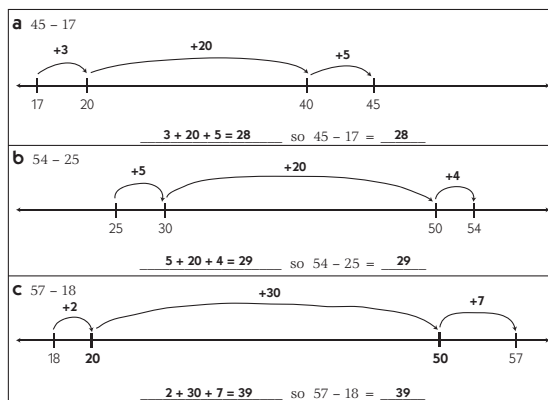


Page 105, Sam's Hot Dog Stand

- 1 a Saturday
b Thursday
c 288 hotdogs
- 2 a $325 > 108$
b $108 < 119$
c $234 > 164$
d $163 < 345$
e $325 > 234$
- 3 108, 119, 125, 163, 234, 325, 345
- 4 (challenge) 1,419 hotdogs; students' work will vary.

Page 106, 2-Digit Subtraction

- 1 c Note students' work on number line will vary. See example below.





Use after Unit Five, Session 35 (cont.)

Page 107, The Pet Graph

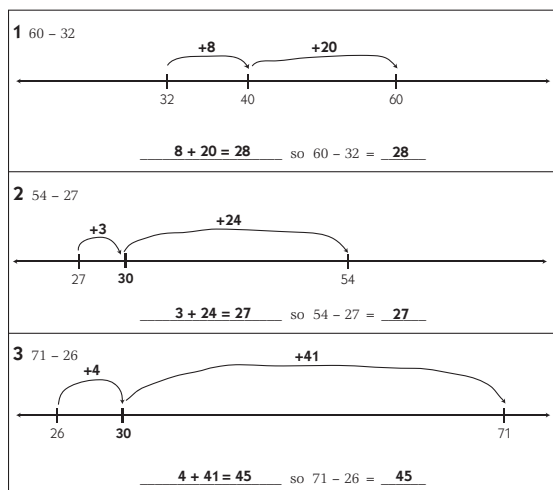
- 1 a Dogs
 b 7 kids
 c 6 kids
 d $5 + 2 + 8 + 12 = 27$ kids
- 2 a 9 kids; students' work will vary.
 b 17 kids; students' work will vary.

Page 108, More 2-Digit Addition

- 1 a 41
 b 48
- 2 78, 47, 46, 33
- 3 a $70 + 12 = 82$
 b $60 + 12 = 72$
 c $30 + 8 = 38$
 d $80 + 10 = 90$
 e $80 + 11 = 91$

Page 109, More 2-Digit Subtraction

- 2 & 3 Note students' work on number line will vary.
 Example shown below.



Use after Unit Six, Session 13

Page 110, Which Makes the Most Sense?

- 1 a 60
 b 50
 c 90 Students' explanations will vary. Example:
 $40 + 30$ is 70 and $9 + 9$ is 18. That's almost up to 90.
 d 60 Students' explanations will vary. Example:
 $30 + 20$ is 50 and $7 + 4 = 11$. That's just one more than 60 if you add them up.

- 2 a 15
 b 30
 c 25 Students' explanations will vary. Example:
 $50 - 24$ is almost like $50 - 25$, and the answer to that is 25.
 d 30 Students' explanations will vary. Example:
 $60 - 29$ is almost like $60 - 30$, and the answer to that is 30.

Page 111, Estimation Problems

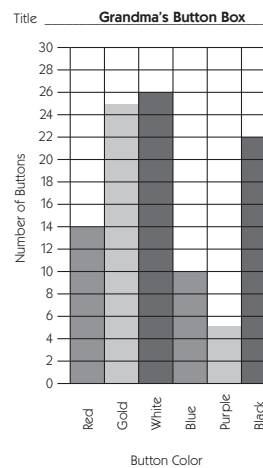
- 1 \$17.00
 2 \$20.00
 3 30 squares
 4 35 books
 5 300 cans

Page 112, Adding & Subtracting Practice

- 1 15, 18, 17, 16, 16, 19, 13
 12, 17, 20, 17, 14, 14, 11
 29, 52, 38, 75, 47, 98, 94
 49, 52, 88, 82, 79, 93, 85
- 2 6, 7, 3, 4, 8, 9, 10
 40, 20, 20, 20, 40, 50, 20
 16, 25, 58, 34, 15, 18, 38

Page 113, Grandma's Button Box

- 1 Students' graph titles and graph marking methods will vary. Example:



- 2 102 buttons; students' work will vary.

**Use after Unit Six, Session 13 (cont.)****Page 114, 2-Digit Addition Practice**

- 1 a 42
b 60
- 2 29, 49, 48, 37
- 3 a $50 + 13 = 63$
b $80 + 11 = 91$
c $60 + 13 = 73$
d $90 + 7 = 97$
e $50 + 17 = 67$

Page 115, Lines & Buttons

- 1 a Students' work will vary.
b 12 children, including Tami
c Students' responses will vary.
- 2 a (challenge) Students' work will vary.
b (challenge) 3 of the 8 buttons have 4 holes.
5 of the 8 buttons have 2 holes.
c (challenge) Students' responses will vary.

Page 116, Time & Money

- 1 a 4:25
b 1:55
c 7:45
d 5:05
- 2 a 76¢
b \$1.00
- 3 a 2 quarters, 50¢, \$0.50, half a dollar
b \$0.25, 25¢

Page 117, Cubes & Homework

- 1 a Students' work will vary.
b There are 7 cubes in one stack and 3 cubes in the other stack.
c Students' responses will vary.
- 2 a (challenge) Students' work will vary.
b (challenge) 45 marbles
c (challenge) Students' responses will vary.

Page 118, More Place Value Practice

- 1 a 50, 60, 70, 90, 120, 130
b 250, 240, 220, 210, 190, 180
c 233, 243, 263, 273, 283, 303
d 527, 517, 497, 477
- 2 a 400, 500, 600, 800, 900
b 650, 550, 450, 250, 150

- 2 c 503, 603, 703, 903
d 614, 514, 314, 214, 114
- 3 472, 628
855, 113
259, 381, 742, 260, 444, 117, 999
- 4 a Hundreds place
b Ones place
c Tens place

Page 119, Homework & 100

- 1 Students' responses will vary. Examples: $12 + 12 = 24$, *How many eggs in 2 dozen? How many doughnuts in 2 dozen?* $30 - 6 = 24$, $20 + 4 = 24$
- 2 (challenge) Students' responses will vary. Examples: $90 + 30 = 120$, $80 + 40 = 120$, $130 - 10 = 120$, $140 - 20 = 120$, $2 \times 60 = 120$, $3 \times 40 = 120$, $240 \div 2 = 120$, $360 \div 3 = 120$, $50 + 50 + (24 - 4) = 120$

Page 120, 2-Digit Subtraction Practice

- 1 27; students' work will vary.
2 34; students' work will vary.
3 44; students' work will vary.

Page 121, Make Your Own Problems

- 1 85; students' work will vary.
2 57; students' work will vary.
3 46; students' work will vary.
4 29; students' work will vary.
5 27; students' work will vary.

Use after Unit Seven, Session 14**Page 122, Solving Equations**

- 1 a 8
b 8
c 6
d 9
e 7
f 3
g 3
- 2 90, 30, 20
60, 25, 45
40, 50, 60
55, 20, 50
- 3 (challenge) 244, 143, 50



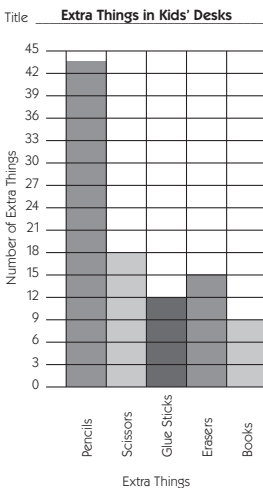
Use after Unit Seven, Session 14 (cont.)

Page 123, Apples & Orange Slices

- 48 apples; students' work will vary.
- (challenge) 144 seeds; students' work will vary.

Page 124, The Second Graders Clean Their Desks

- Students' graph titles and methods of marking the graph will vary. Example:



- 29 pencils; students' work will vary.
- (challenge) 98 extra things; students' work will vary.

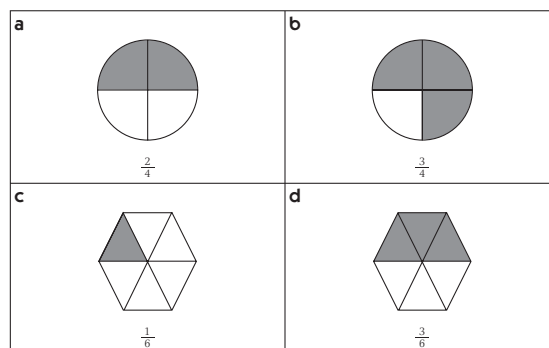
Page 125, Measuring Problems

- Students' responses will vary.
 - 13 cm, 15 cm
 - Line A
 - 2 cm; students' work will vary.
- Students' responses will vary.
 - 20 cm, 25 cm
 - Crooked Line D
 - 5 cm; students' work will vary.

Page 126, Fractions

- $\frac{1}{2}$
 - $\frac{1}{4}$
 - $\frac{1}{3}$
 - $\frac{3}{4}$

- Student work will vary. Examples:



Page 127, The Army Ants Measure Up

- Students' responses will vary.
- 15 army ants
- Students' responses will vary.

Page 128, Place Value Review

- hundreds, 700
 - ones, 3
 - tens, 50
 - hundreds, 600
- $85 > 58$
 - $327 < 372$
 - $106 < 610$
 - $218 = 218$
 - $735 > 573$
 - $204 < 240$
 - $483 > 438$
- a–g** Students' responses will vary.

Page 129, More about Meters

- Students' responses will vary.
- Students' responses will vary.
- 10 seconds
- Students' responses will vary. Examples: *snail*, *slug*
- Meters
- Centimeters
- (challenge) Shorter by 32 centimeters; students' work will vary.

Page 130, Adding & Subtracting

- 86, 73, 68, 88, 77, 68, 76
378, 126, 894, 375, 390, 457, 150
- 91; students' work will vary.
 - 262; students' work will vary.



Use after Unit Seven, Session 14 (cont.)

Page 130, Adding & Subtracting (cont.)

- 3 80, 30, 41, 51, 20, 30, 25
4 25; students' work will vary.

Page 131, Crayons

- 1 21¢; students' work will vary.
2 88 crayons; students' work will vary.
3 No; students' responses will vary. Example: *99¢ is only 1 penny away from \$1.00, so \$1.50 + 99¢ would be way more than \$2.00.*

Page 132, Pedro's Birthday

- 1 Tuesday
2 April 3; students' explanations will vary.
3 21 days in three weeks; students' work will vary.
4 72 hours in three days; students' work will vary.
5 a 3 hours
b 180 minutes; students' work will vary.

Page 133, More Crayon Problems

- 1 42¢; students' work will vary.
2 (challenge) \$8.60; students' work will vary.

Use after Unit Seven, Session 25

Page 134, Digits & Number Riddles

1

a 289	8 is in the tens place.	b 945	5 is in the ones place.
	9 is in the ones place.		9 is in the hundreds place.
	2 is in the hundreds place.		4 is in the tens place.
c 316	1 is in the tens place.	d 405	5 is in the ones place.
	3 is in the hundreds place.		0 is in the tens place.
	6 is in the ones place.		4 is in the hundreds place.
e 5,687	8 is in the tens place.	f 4,301	1 is in the ones place.
	7 is in the ones place.		3 is in the hundreds place.
	5 is in the thousands place.		0 is in the tens place.
	6 is in the hundreds place.		4 is in the thousands place.

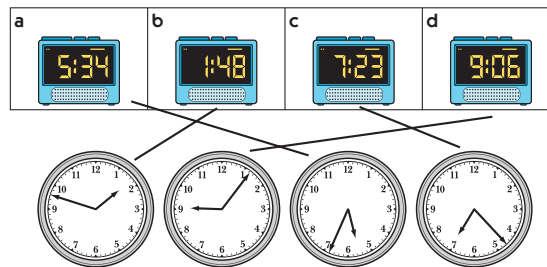
- 2 a (challenge) 147
b (challenge) 3,702 or 3,700

Page 135, The Toy Store

- 1 \$37.00; students' work will vary.
2 (challenge) Skates, puppet, and soccer ball; students' work will vary.

Page 136, Enough Time in the Day

1



- 2 15 minutes
3 4 hours
4 240 minutes; students' work will vary.

Page 137, More Toy Store Problems

- 1 \$7.98; students' work will vary.
2 (challenge) 5 kids; students' work will vary.

Page 138, More Fractions

- 1 a $\frac{2}{4}$
b $\frac{2}{3}$
c $\frac{3}{4}$
d $\frac{4}{6}$
2 a $\frac{3}{6}$ ($\frac{1}{2}$ also acceptable) students' work will vary.
b $\frac{1}{4}$; students' work will vary.

Page 139, Pizza Problems

- 1 David
2 (challenge) David

Page 140, Reading & Writing Numbers

- 1 a $286 = 200 + 80 + 6$
b $753 = 700 + 50 + 3$
c $621 = 600 + 20 + 1$
d $347 = 300 + 40 + 7$
e $917 = 900 + 10 + 7$
f $160 = 100 + 60$
g $804 = 800 + 4$
2 528, 222, 171
719, 847, 503
291, 319, 226, 452, 999, 341, 418
3 a 306
b 217



Use after Unit Seven, Session 25 (cont.)











Page 141, How Long Is a Shark?

- 1 Thresher shark
- 2 Night Shark
- 3 a >
b <
- 4 154 cm, 174 cm, 204 cm, 247 cm, 312 cm, 373 cm
- 5 126 cm; students' work will vary.

Page 142, Addition & Subtraction Practice

- 1 43, 58, 88, 66, 100, 68, 70
299, 360, 597, 240, 350, 351, 500
- 2 a 94; students' work will vary.
b 270; students' work will vary.
- 3 40, 40, 44, 25, 30, 15, 25
- 4 Students' responses and work will vary. Answers to the 4 problems are shown below.
20, 25, 34, 24

Page 143, Maria Jose's Day

Event	Time	A.M. or P.M.	Clock
a Breakfast 	7:05	A.M. P.M.	
b Arrive at School 	8:15	A.M. P.M.	
c Lunch 	11:55	A.M. P.M.	
d Soccer Practice 	4:10	A.M. P.M.	
e Dinner 	6:30	A.M. P.M.	

Page 144, More Number Patterns

- 1 a 45, 65, 85, 95, 105
b 24, 30, 42, 48, 54, 72
c 120, 125, 135, 140, 150
d 313, 513, 713, 813, 913

2


Feet	1	2	3	4	5	6	7	8	9
Inches	12	24	36	48	60	72	84	96	108

- 3 (challenge) 9 yards; students' work will vary.

Page 145, Breanna's Pockets

- 1 Pocket B has 59¢
Pocket C has 83¢
Pocket D has 56¢
- 2 Pocket C
- 3 Pocket D
- 4 Student responses will vary. Example: *No, because 59 and 56 is just a little more than a dollar. 77 and 83 are each both less than a dollar. I don't think it will add up to \$3.00.*
- 5 \$2.75; students' work will vary.
- 6 (challenge) \$1.88; students' work will vary.

practice book

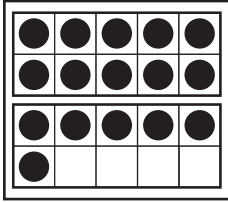


NAME _____

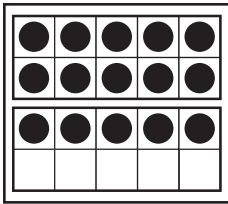
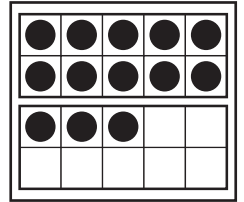
DATE _____

Numbers & Words, 11–20

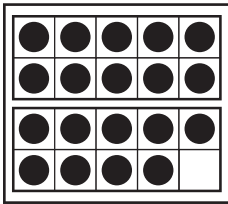
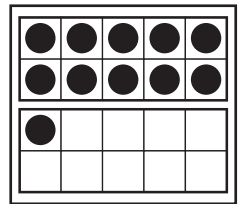
1 Trace the words and numbers. Then draw a line to the matching set.



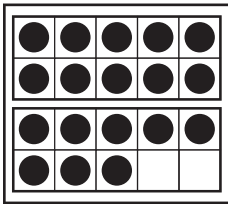
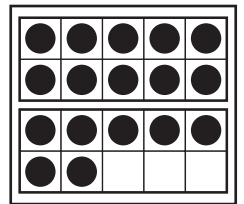
eleven 11 11




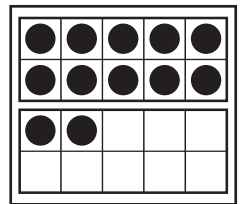
twelve 12 12



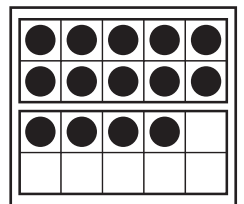
thirteen 13 13



fourteen 14 14



fifteen 15 15



sixteen 16 16

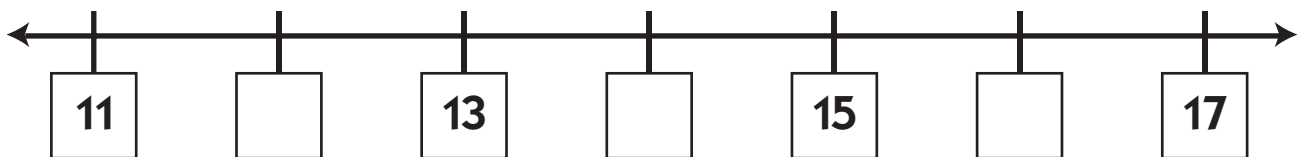
seventeen 17 17

eighteen 18 18

nineteen 19 19

twenty 20 20

2 Fill in the missing numbers on the line below.



NAME _____

DATE _____

Apples & Shapes




1 There were 3 apples on the table. Jan put 6 more apples on the table. How many apples were on the table in all? Show your work.

There were _____ apples on the table in all.



CHALLENGE

2 Make a picture that is worth 24¢. You can only use these shapes. Label your picture. Prove that it is worth 24¢.

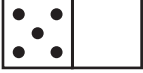
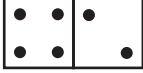
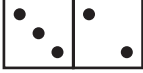


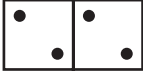






Square—5¢ 	Circle—4¢ 	Triangle—3¢ 
--	--	--

NAME _____

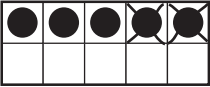
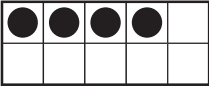
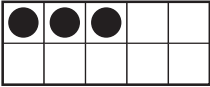
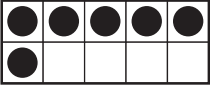
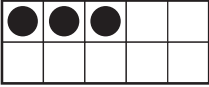
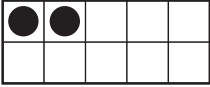
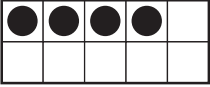
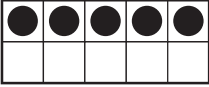
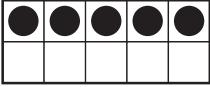
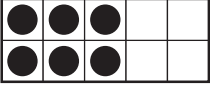
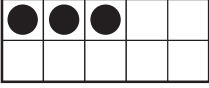
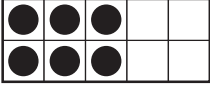
DATE _____

Adding & Subtracting 0's, 1's, & 2's

1 Add. Count the dots to help.

$\begin{array}{r} 5 \\ + 0 \\ \hline 5 \end{array}$ 	$\begin{array}{r} 4 \\ + 2 \\ \hline \end{array}$ 	$\begin{array}{r} 3 \\ + 2 \\ \hline \end{array}$ 
$\begin{array}{r} 6 \\ + 1 \\ \hline \end{array}$ 	$\begin{array}{r} 3 \\ + 0 \\ \hline \end{array}$ 	$\begin{array}{r} 2 \\ + 2 \\ \hline \end{array}$ 
$\begin{array}{r} 1 \\ + 4 \\ \hline \end{array}$ 	$\begin{array}{r} 2 \\ + 5 \\ \hline \end{array}$ 	$\begin{array}{r} 1 \\ + 5 \\ \hline \end{array}$ 
$\begin{array}{r} 0 \\ + 6 \\ \hline \end{array}$ 	$\begin{array}{r} 3 \\ + 1 \\ \hline \end{array}$ 	$\begin{array}{r} 6 \\ + 2 \\ \hline \end{array}$ 

2 Subtract. Cross out the dots to help.

$\begin{array}{r} 5 \\ - 2 \\ \hline 3 \end{array}$ 	$\begin{array}{r} 4 \\ - 2 \\ \hline \end{array}$ 	$\begin{array}{r} 3 \\ - 2 \\ \hline \end{array}$ 
$\begin{array}{r} 6 \\ - 1 \\ \hline \end{array}$ 	$\begin{array}{r} 3 \\ - 0 \\ \hline \end{array}$ 	$\begin{array}{r} 2 \\ - 2 \\ \hline \end{array}$ 
$\begin{array}{r} 4 \\ - 1 \\ \hline \end{array}$ 	$\begin{array}{r} 5 \\ - 0 \\ \hline \end{array}$ 	$\begin{array}{r} 5 \\ - 1 \\ \hline \end{array}$ 
$\begin{array}{r} 6 \\ - 0 \\ \hline \end{array}$ 	$\begin{array}{r} 3 \\ - 1 \\ \hline \end{array}$ 	$\begin{array}{r} 6 \\ - 2 \\ \hline \end{array}$ 

NAME _____

DATE _____

Dollars & Dimes

1 Marco has 6 dollars. How many more dollars does he need to have 10 dollars altogether? Show your work.

Marco needs _____ dollars to have 10 dollars altogether.



CHALLENGE

2 Katy has 5 dollars. How many more *dimes* does she need to have 8 dollars altogether? Show your work.

Katy needs _____ more dimes to have 8 dollars altogether.

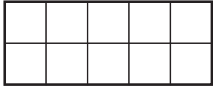

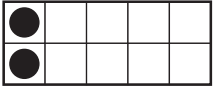
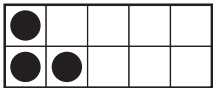
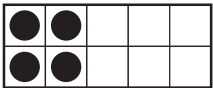
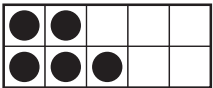
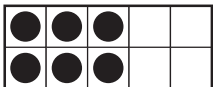
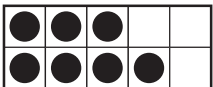

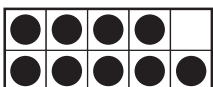




NAME _____


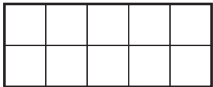
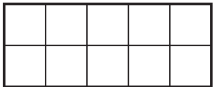
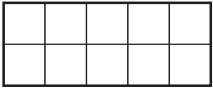



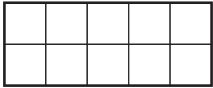

DATE _____

Adding Doubles & Neighbors

1 Add.

$\begin{array}{r} 0 \\ + 0 \\ \hline \end{array}$ 	$\begin{array}{r} 0 \\ + 1 \\ \hline \end{array}$ 	$\begin{array}{r} 1 \\ + 1 \\ \hline \end{array}$ 
$\begin{array}{r} 1 \\ + 2 \\ \hline \end{array}$ 	$\begin{array}{r} 2 \\ + 2 \\ \hline \end{array}$ 	$\begin{array}{r} 2 \\ + 3 \\ \hline \end{array}$ 
$\begin{array}{r} 3 \\ + 3 \\ \hline \end{array}$ 	$\begin{array}{r} 3 \\ + 4 \\ \hline \end{array}$ 	$\begin{array}{r} 4 \\ + 4 \\ \hline \end{array}$ 
$\begin{array}{r} 4 \\ + 5 \\ \hline \end{array}$ 	$\begin{array}{r} 5 \\ + 5 \\ \hline \end{array}$ 	$\begin{array}{r} 10 \\ + 10 \\ \hline \end{array}$ 

2 Find the sums. Make dots in the frames to show the answers.

ex $4 + 3 = \underline{7}$ 	a $3 + 2 = \underline{\quad}$ 	b $5 + 4 = \underline{\quad}$ 
c $4 + 4 = \underline{\quad}$ 	d $4 + 3 = \underline{\quad}$ 	e $5 + 5 = \underline{\quad}$ 
f $2 + 3 = \underline{\quad}$ 	g $4 + 5 = \underline{\quad}$ 	h $2 + 2 = \underline{\quad}$ 

NAME _____

DATE _____

Fish & Farm Problems

1 Gus had some fish. He got 6 more fish at the pet store. Now he has 11 fish. How many fish did Gus have to start with? Show your work.

Gus started out with _____ fish.



CHALLENGE

2 Mrs. Jones has ducks and sheep on her farm. The animals have a total of 6 heads and 16 legs. How many ducks does Mrs. Jones have? How many sheep does Mrs. Jones have? Show your work.

Mrs. Jones has _____ ducks and _____ sheep.



NAME _____

DATE _____

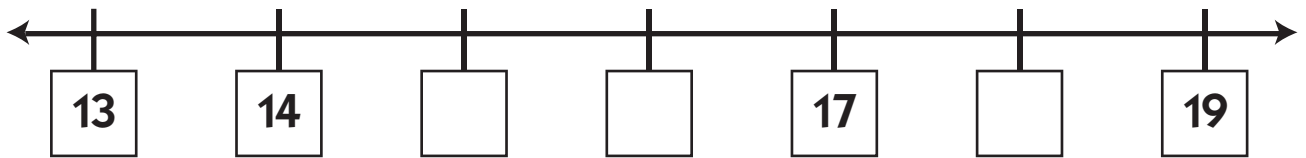
Number Lines & Counting Patterns

1 Practice writing each numeral twice.

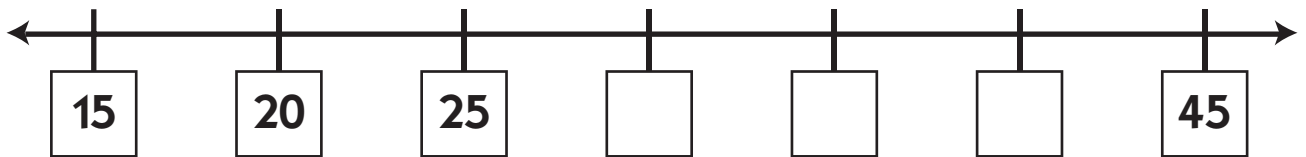
10	11	12	13	14	15	16	17	18	19

2 Fill in the missing numbers on each number line below.

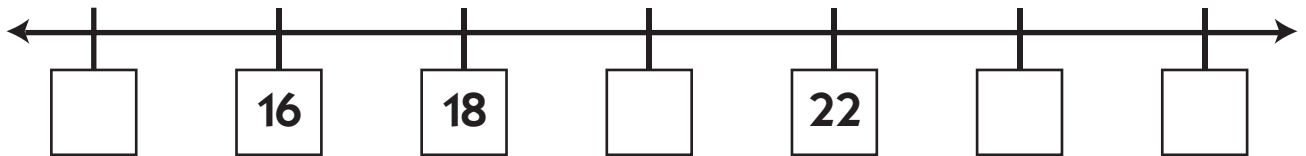
a



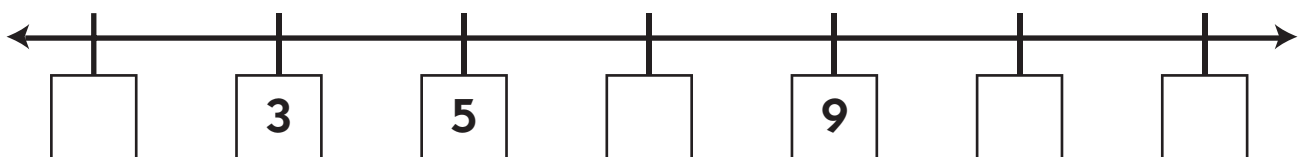
b



c



d




NAME _____

DATE _____

Baseball Cards & Darts

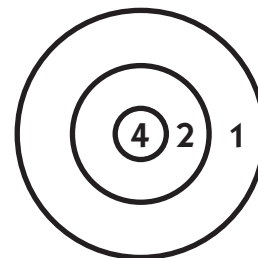
1 James had 13 baseball cards. He gave 6 to his brother. How many baseball cards does James have now? Show your work.

James now has _____ baseball cards.



CHALLENGE

2 Mai threw 3 darts at the board. All three of them stuck in the board. What are all the different scores she could get? Show your work.



NAME _____

DATE _____

Thinking about 2's

1 Fill in the missing numbers. Then color in the count-by-twos numbers, starting with 2 (2, 4, 6, 8, and so on).

1			4					9	
	12			15					20
			24			27			
		33			36		38		

2 Add:

$6 + 2 = \underline{\quad}$

$2 + 10 = \underline{\quad}$

$24 + 2 = \underline{\quad}$

$2 + 12 = \underline{\quad}$

$18 + 2 = \underline{\quad}$

$30 + 2 = \underline{\quad}$

$14 + 2 = \underline{\quad}$

$8 + 2 = \underline{\quad}$

3 Subtract:

$8 - 2 = \underline{\quad}$

$12 - 2 = \underline{\quad}$

$16 - 2 = \underline{\quad}$

$10 - 2 = \underline{\quad}$

$28 - 2 = \underline{\quad}$

$36 - 2 = \underline{\quad}$

$24 - 2 = \underline{\quad}$

$40 - 2 = \underline{\quad}$


4 Fill in the blanks.



a 9 leaf cutter ants
How many antennae in all?



b 12 butterflies
How many wings in all?



c 7 elephants
How many ears in all?


NAME _____

DATE _____

Fish & Money Problems




1 There were 13 fish in the tank. The cat ate some. Now there are only 9 fish in the tank. How many did the cat eat? Show your work.

The cat ate _____ fish.



CHALLENGE

2 Find different ways to make 23¢. Finish the chart. Be sure to fill in every box.



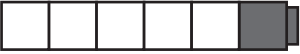

	 Dimes	 Nickels	 Pennies
ex a	2	0	3
ex b	1	2	3
a	1	1	
b	1	0	
c	0	4	
d	0		
e	0		
f	0		
g	0		

NAME _____





DATE _____

Fact Families 6's

1 Write an equation to match each cube train.

<p>example $3 + 3 = 6$</p> 	<p>a _____</p> 
<p>b _____</p> 	<p>c _____</p> 

2 Color in the cube train to match the equation.

<p>example $4 + 2 = 6$</p> 	<p>a $3 + 2 + 1 = 6$</p> 
<p>b $1 + 5 = 6$</p> 	<p>c $1 + 4 + 1 = 6$</p> 

3 Subtract:

$6 - 0 = \underline{\quad}$

$5 - 2 = \underline{\quad}$

$5 - 5 = \underline{\quad}$

$6 - 2 = \underline{\quad}$

$6 - 4 = \underline{\quad}$

$6 - 1 = \underline{\quad}$

$6 - 3 = \underline{\quad}$

$5 - 4 = \underline{\quad}$

$6 - 5 = \underline{\quad}$

$5 - 3 = \underline{\quad}$

$6 - 6 = \underline{\quad}$

$5 - 1 = \underline{\quad}$

4 Fill in the missing numbers.

$2 + \underline{\quad} = 6$

$\underline{\quad} + 5 = 6$

$6 = 3 + \underline{\quad}$

$6 = 4 + \underline{\quad}$

$3 + \underline{\quad} = 6$

$\underline{\quad} + 0 = 6$

$6 = 2 + \underline{\quad}$

$6 = 6 + \underline{\quad}$

NAME _____

DATE _____

Crayons & Coins

1 John had some crayons. He gave 5 to Jen. Now he has 7 crayons left. How many crayons did John have to start with? Show your work.

John started out with _____ crayons.



CHALLENGE

2 Here are 3 clues:

- Kendra has 5 coins.
- She has 35¢.
- She only has nickels and dimes.



How many nickels does Kendra have? How many dimes does Kendra have? Show your work.


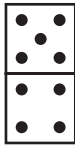

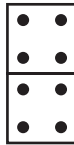
Kendra has _____ nickels. Kendra has _____ dimes.

NAME _____



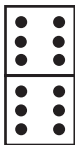

DATE _____

Dominoes & Counting Patterns





1 Fill in the missing numbers to complete the addition facts.

 $\begin{array}{r} \square \\ + \square \\ \hline 7 \end{array}$	 $\begin{array}{r} \square \\ + \square \\ \hline 9 \end{array}$	 $\begin{array}{r} \square \\ + \square \\ \hline 10 \end{array}$	 $\begin{array}{r} \square \\ + \square \\ \hline 8 \end{array}$
---	---	--	---

2 Fill in the missing dots and numbers to complete the addition facts.

 $\begin{array}{r} 2 \\ + \square \\ \hline 6 \end{array}$	 $\begin{array}{r} 5 \\ + \square \\ \hline 8 \end{array}$	 $\begin{array}{r} \square \\ + \square \\ \hline 12 \end{array}$	 $\begin{array}{r} \square \\ + 3 \\ \hline 7 \end{array}$
---	---	--	---

3 Make up your own combinations for these numbers. Fill in the dots and numbers.

 $\begin{array}{r} \square \\ + \square \\ \hline 10 \end{array}$	 $\begin{array}{r} \square \\ + \square \\ \hline 9 \end{array}$	 $\begin{array}{r} \square \\ + \square \\ \hline 5 \end{array}$	 $\begin{array}{r} \square \\ + \square \\ \hline 7 \end{array}$
--	---	---	---

4 Fill in the missing numbers to complete the pattern.

<p>a Skip-count up by 2's.</p> <p>22, 24, 26, _____, _____, _____</p>	<p>b Skip-count up by 2's.</p> <p>27, 29, 31, _____, _____</p>
<p>c Skip-count down by 2's.</p> <p>19, 17, 15, _____, 11, _____</p>	<p>d Skip-count down by 2's.</p> <p>43, 41, _____, _____, 35</p>


NAME _____

DATE _____

Fish & Pictures




1 Tim has 12 fish. 7 are yellow and the rest are red. How many red fish does Tim have? Show your work.

Tim has _____ red fish.



CHALLENGE

2 Make a picture that is worth 36¢. You can only use these shapes. Label your picture. Prove that it is worth 36¢.

Square—5¢ 	Circle—4¢ 	Triangle—3¢ 
--	--	--

NAME _____

DATE _____

Numbers & Coins



Penny 1¢










Nickel 5¢



Dime 10¢

Trace the numbers and words. Then draw a line to the matching set of coins and fill in the correct amount of money. One number does not have a matching set.

<p>ex</p> 	<p>20 ¢</p>
<p>1</p> 	<p>_____ ¢</p>
<p>2</p> 	<p>_____ ¢</p>
<p>3</p> 	<p>_____ ¢</p>
<p>4</p> 	<p>_____ ¢</p>
<p>5</p> 	<p>_____ ¢</p>
<p>6</p> 	<p>_____ ¢</p>

10 ten

20 twenty

30 thirty

40 forty

50 fifty

60 sixty

70 seventy

80 eighty

NAME _____

DATE _____

Blocks & Apples

1 Rosa has 6 blocks. Eric has 7 more blocks than Rosa. How many blocks does Eric have? Show your work.


Eric has _____ blocks.



CHALLENGE

2 4 apples cost \$1.00. How much will Jenny have to pay for 5 apples? Show your work.

Jenny will have to pay _____ for 5 apples.







NAME _____



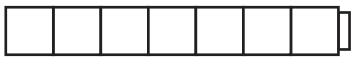

DATE _____

Fact Families 7's

1 Write an equation to match each cube train.

<p>example $5 + 2 = 7$</p> 	<p>a _____</p> 
<p>b _____</p> 	<p>c _____</p> 

2 Color in the cube train to match the equation.

<p>example $2 + 2 + 3 = 7$</p> 	<p>a $2 + 5 = 7$</p> 
<p>b $1 + 3 + 3 = 7$</p> 	<p>c $7 + 0 = 7$</p> 

3 Subtract:

$7 - 0 = \underline{\quad}$

$6 - 2 = \underline{\quad}$

$7 - 6 = \underline{\quad}$

$7 - 2 = \underline{\quad}$

$7 - 4 = \underline{\quad}$

$7 - 1 = \underline{\quad}$

$7 - 3 = \underline{\quad}$

$6 - 4 = \underline{\quad}$

$7 - 5 = \underline{\quad}$

$6 - 3 = \underline{\quad}$

$7 - 7 = \underline{\quad}$

$7 - 1 = \underline{\quad}$

4 Fill in the missing numbers.

$3 + \underline{\quad} = 7$

$\underline{\quad} + 5 = 7$

$7 = 6 + \underline{\quad}$

$7 = 4 + \underline{\quad}$

NAME _____

DATE _____

Pennies, Bikes, & Trikes

1 Tammy has 14 pennies. Troy has 5 pennies. How many more pennies does Tammy have than Troy?



Tammy has _____ more pennies than Troy.



CHALLENGE

2 There are some bikes and trikes on the playground. There are 7 seats and 19 wheels. How many bikes are there? How many trikes are there? Show your work.

There are _____ bikes on the playground.

There are _____ trikes on the playground.

NAME _____

DATE _____

Fingers & Toes









1 Write the 5's counting pattern to 70 under the ten-frames below. The first 3 numbers have been done for you.

●	●	●	●	●	●	●	●	●	●	●	●	●	●
●	●	●	●	●	●	●	●	●	●	●	●	●	●
●	●	●	●	●	●	●	●	●	●	●	●	●	●
●	●	●	●	●	●	●	●	●	●	●	●	●	●
●	●	●	●	●	●	●	●	●	●	●	●	●	●
5	10	15											

2 Practice adding and subtracting 5's.

$\begin{array}{r} 20 \\ + 5 \\ \hline \end{array}$	$\begin{array}{r} 35 \\ + 5 \\ \hline \end{array}$	$\begin{array}{r} 10 \\ + 5 \\ \hline \end{array}$	$\begin{array}{r} 0 \\ + 5 \\ \hline \end{array}$	$\begin{array}{r} 5 \\ + 5 \\ \hline \end{array}$	$\begin{array}{r} 45 \\ + 5 \\ \hline \end{array}$	$\begin{array}{r} 25 \\ + 5 \\ \hline \end{array}$
$\begin{array}{r} 15 \\ - 5 \\ \hline \end{array}$	$\begin{array}{r} 30 \\ - 5 \\ \hline \end{array}$	$\begin{array}{r} 25 \\ - 5 \\ \hline \end{array}$	$\begin{array}{r} 5 \\ - 5 \\ \hline \end{array}$	$\begin{array}{r} 50 \\ - 5 \\ \hline \end{array}$	$\begin{array}{r} 20 \\ - 5 \\ \hline \end{array}$	$\begin{array}{r} 10 \\ - 5 \\ \hline \end{array}$

3 Fill in the blanks.

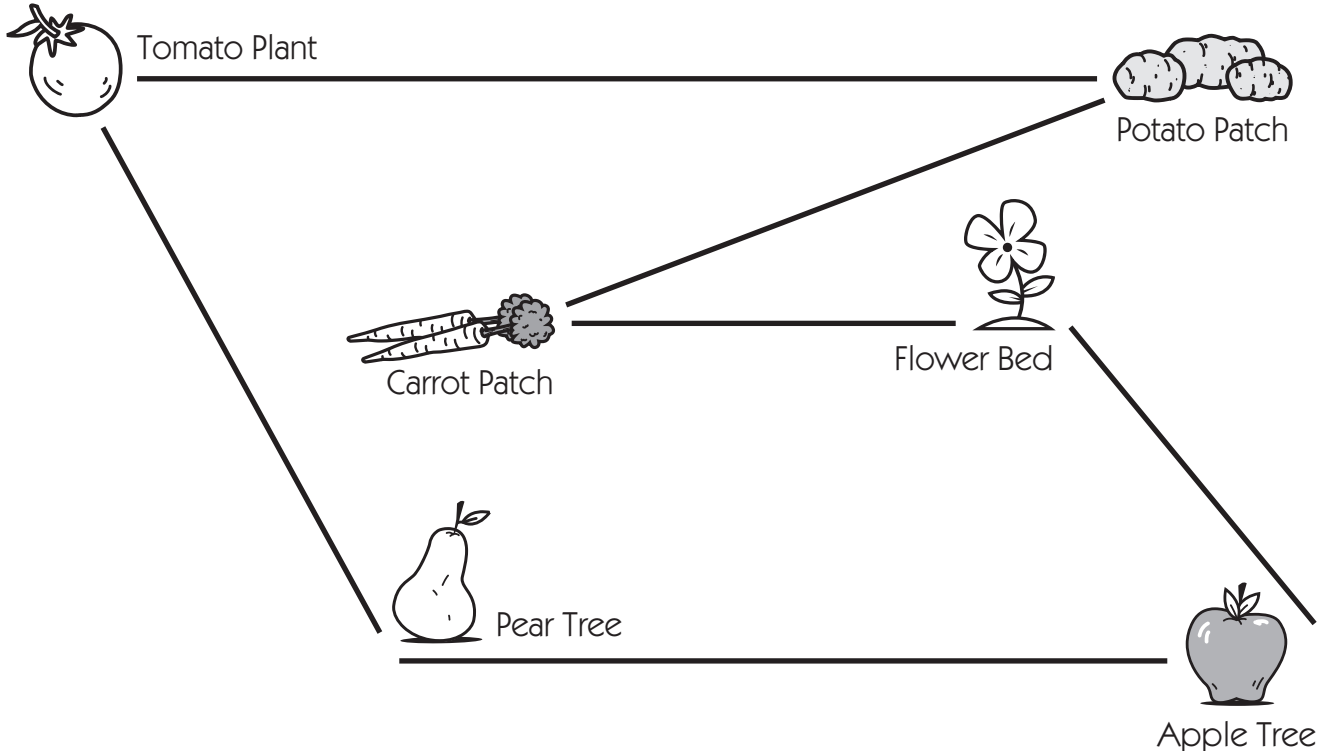
 a 5 feet. How many toes in all? _____	 b 6 hands. How many fingers in all? _____	 c 4 feet. How many toes in all? _____
 d 9 hands. How many fingers in all? _____	  e 45 toes. How many feet? _____	  f 35 fingers. How many hands? _____

NAME _____

DATE _____

Inchworm's Garden

Here is Little Inchworm's Garden. Use the inch side of your ruler to measure the path between each part of the garden. Write your answers on the chart below.



	From	To	How Many Inches?
1			
2			
3			
4			
5			
6			

NAME _____

DATE _____

Thinking about 5's

1 Fill in the missing numbers. Then color in the count-by-fives numbers, starting with 5 (5, 10, 15, 20, and so on).

	2				6				10
11			14				18		
		23						29	
				35		37			
	42								50

2 Add:

$5 + 5 = \underline{\quad}$

$15 + 5 = \underline{\quad}$

$21 + 5 = \underline{\quad}$

$34 + 5 = \underline{\quad}$

3 Subtract:

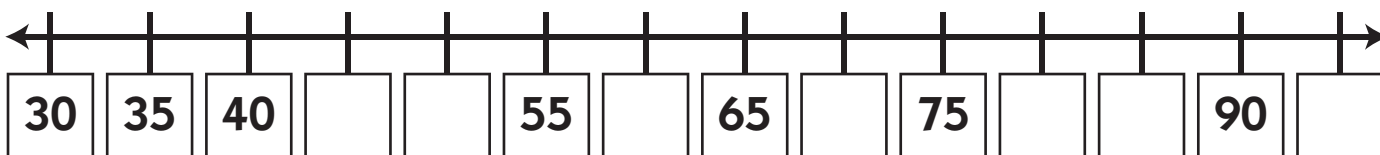
$20 - 5 = \underline{\quad}$

$15 - 5 = \underline{\quad}$

$35 - 5 = \underline{\quad}$

$50 - 5 = \underline{\quad}$

4 Write the missing numbers on the line.



5 What's next in this skip counting pattern? 1, 6, 11, 16, _____, _____, _____, _____

NAME _____

DATE _____

Shells & Coins

1 Rosa had 14 shells. She gave 3 of the shells to her sister and 4 of the shells to her brother. How many shells did Rosa have left? Show your work.

Rosa had _____ shells left.



CHALLENGE

2 Jared has 5 coins in his pocket. They are worth 18¢ in all. What coins does Jared have? Show your work.





Here are the 5 coins Jared has in his pocket: _____, _____,
_____, _____, _____

NAME _____





DATE _____

Fact Families 8's

1 Write an equation to match each cube train.

<p>example $3 + 5 = 8$</p> 	<p>a _____</p> 
<p>b _____</p> 	<p>c _____</p> 

2 Color in the cube train to match the equation.

<p>example $5 + 3 = 8$</p> 	<p>a $3 + 3 + 2 = 8$</p> 
<p>b $2 + 6 = 8$</p> 	<p>c $2 + 2 + 4 = 8$</p> 

3 Subtract:

$8 - 0 = \underline{\quad}$

$7 - 2 = \underline{\quad}$

$7 - 5 = \underline{\quad}$

$8 - 2 = \underline{\quad}$

$8 - 4 = \underline{\quad}$

$8 - 1 = \underline{\quad}$

$8 - 3 = \underline{\quad}$

$6 - 4 = \underline{\quad}$

$8 - 5 = \underline{\quad}$

$7 - 3 = \underline{\quad}$

$8 - 7 = \underline{\quad}$

$8 - 6 = \underline{\quad}$

4 Fill in the missing numbers.

$3 + \underline{\quad} = 8$

$\underline{\quad} + 4 = 8$

$8 = 7 + \underline{\quad}$

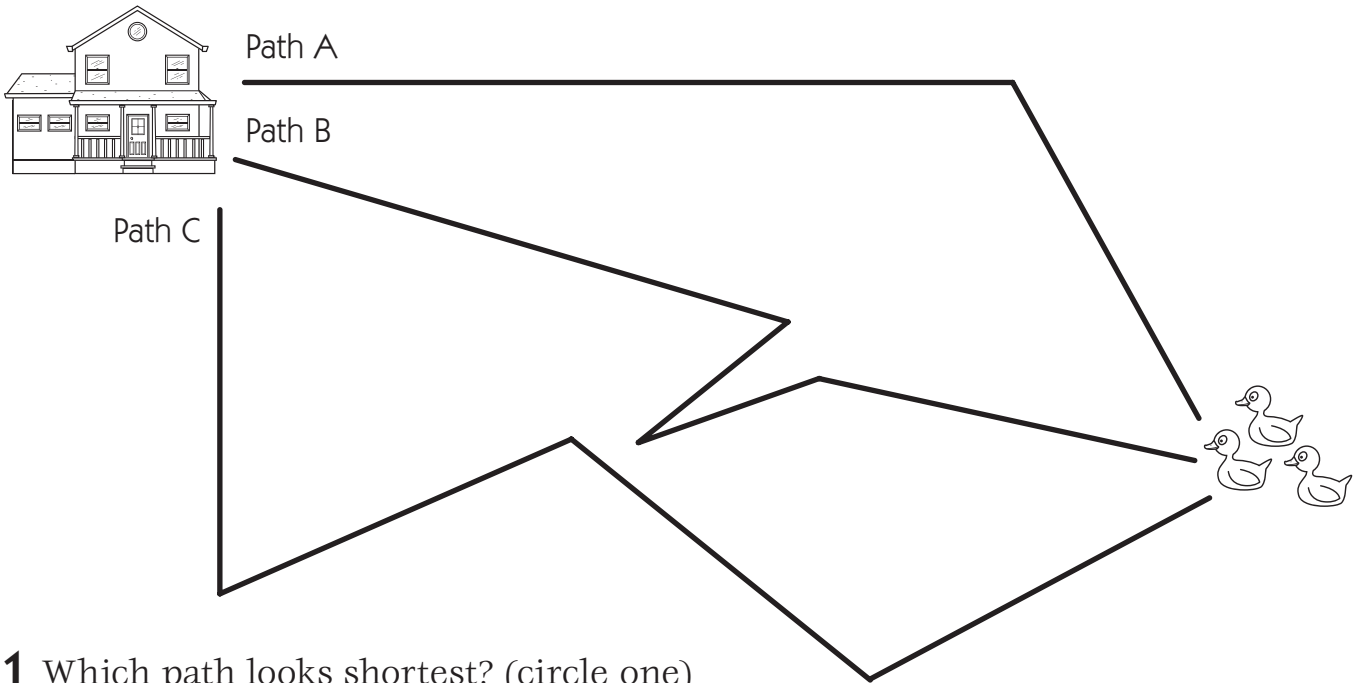
$8 = 2 + \underline{\quad}$

NAME _____

DATE _____

Inchworm's Paths

Little Inchworm wants to get from the house to the duck pond. She can use Path A, B, or C.



1 Which path looks shortest? (circle one)

Path A

Path B

Path C

2 Use the inch side of your ruler. Measure each path to find out which one is shortest.

a Path A is _____ inches long.

b Path B is _____ inches long.

c Path C is _____ inches long.

3 Which path is shortest? _____

4 Which path is longest? _____



CHALLENGE

5 Use a red pencil or marker. Draw the *shortest* path from the house to the duck pond. Measure your new path with the inch side of your ruler.

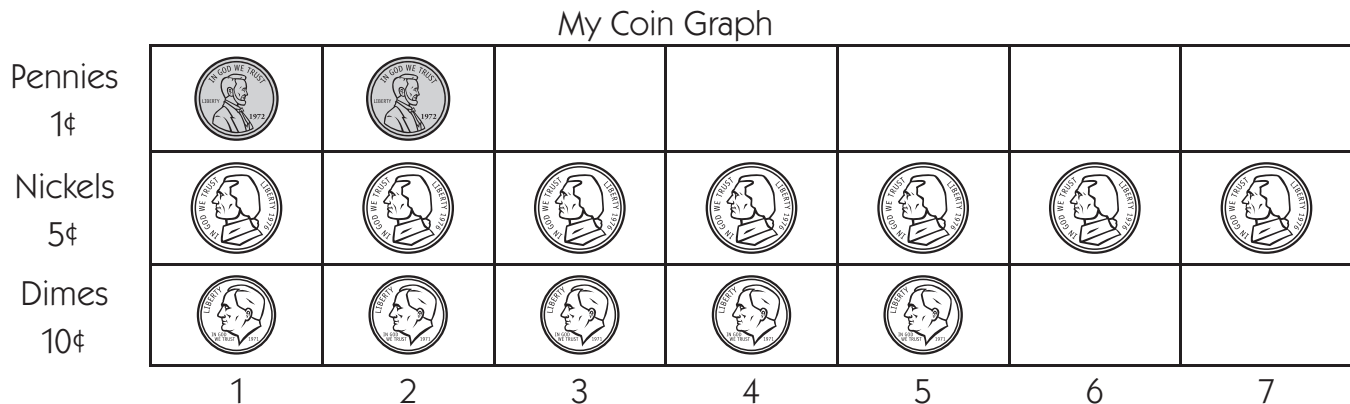
About how long is your new path? _____ inches

NAME _____

DATE _____

Ella's Piggy Bank

Ella took all the coins out of her piggy bank. She made a graph about them.



1 Does Ella have more dimes or more pennies? _____

2 Which coin does Ella have the most of? _____

3 How many fewer dimes are there than nickels? _____

4 How much money does Ella have in her bank? _____



CHALLENGE

5 Ella wants to buy a binder for \$1.00. How much more money does she need? Show your work.

NAME _____

DATE _____

Pets & Coins

1 Mark has 3 dogs, 5 cats, and 8 fish. How many pets does he have in all? Show your work.

Mark has _____ pets in all.



CHALLENGE

2 Here are 2 clues.

- Carly has 2 more nickels than dimes in her pocket.
- She has 40 cents.



How many nickels does Carly have? How many dimes does Carly have? Show your work.





Carly has _____ nickels. Carly has _____ dimes.

NAME _____





DATE _____

Fact Families 9's

1 Write an equation to match each cube train.

<p>example $6 + 3 = 9$</p> 	<p>a _____</p> 
<p>b _____</p> 	<p>c _____</p> 

2 Color in the cube train to match the equation.

<p>example $3 + 6 = 9$</p> 	<p>a $3 + 3 + 3 = 9$</p> 
<p>b $7 + 2 = 9$</p> 	<p>c $4 + 5 = 9$</p> 

3 Subtract:

$9 - 0 = \underline{\quad}$

$8 - 3 = \underline{\quad}$

$9 - 9 = \underline{\quad}$

$9 - 2 = \underline{\quad}$

$9 - 4 = \underline{\quad}$

$9 - 1 = \underline{\quad}$

$8 - 5 = \underline{\quad}$

$9 - 8 = \underline{\quad}$

$9 - 5 = \underline{\quad}$

$9 - 3 = \underline{\quad}$

$9 - 7 = \underline{\quad}$

$9 - 6 = \underline{\quad}$

4 Fill in the missing numbers.

$4 + \underline{\quad} = 9$

$\underline{\quad} + 6 = 9$

$9 = 7 + \underline{\quad}$

$9 = 8 + \underline{\quad}$


NAME _____

DATE _____

Fish Problems

1 There are 12 fish in the tank. 5 of the fish are blue. The rest of the fish are red. How many of the fish in the tank are red? Show your work.

_____ of the fish in the tank are red.



CHALLENGE

2 Jacob has 12 fish. Some of the fish are yellow. Some of the fish are red. There are no other colors. There are twice as many yellow fish as red fish. How many yellow fish does Jacob have? How many red fish does Jacob have? Show your work.

Jacob has _____ yellow fish. Jacob has _____ red fish.

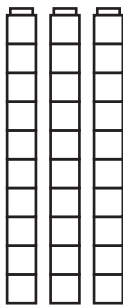
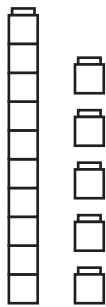
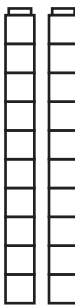


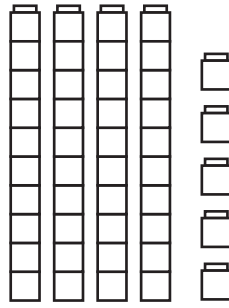
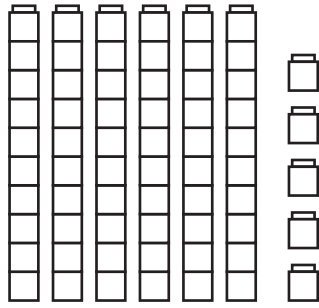
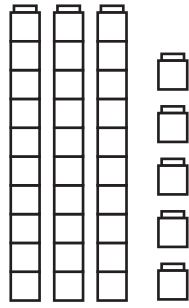


NAME _____

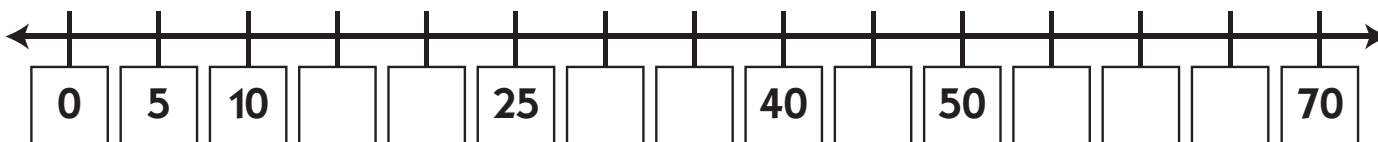
DATE _____

Cubes on a Line

1 Write the number to show how many cubes there are in each box below.

ex	a	b	c
			
Tens Ones	Tens Ones	Tens Ones	Tens Ones
3 0			
d	e	f	g
			
Tens Ones	Tens Ones	Tens Ones	Tens Ones

2 Fill in the missing numbers on the number line below.



3 Add:

$$\begin{array}{r} 20 \\ + 10 \\ \hline \end{array}$$

$$\begin{array}{r} 10 \\ + 5 \\ \hline \end{array}$$

$$\begin{array}{r} 30 \\ + 8 \\ \hline \end{array}$$

$$\begin{array}{r} 40 \\ + 6 \\ \hline \end{array}$$

$$\begin{array}{r} 50 \\ + 10 \\ \hline \end{array}$$

$$\begin{array}{r} 15 \\ + 5 \\ \hline \end{array}$$

$$\begin{array}{r} 25 \\ + 5 \\ \hline \end{array}$$

NAME _____

DATE _____

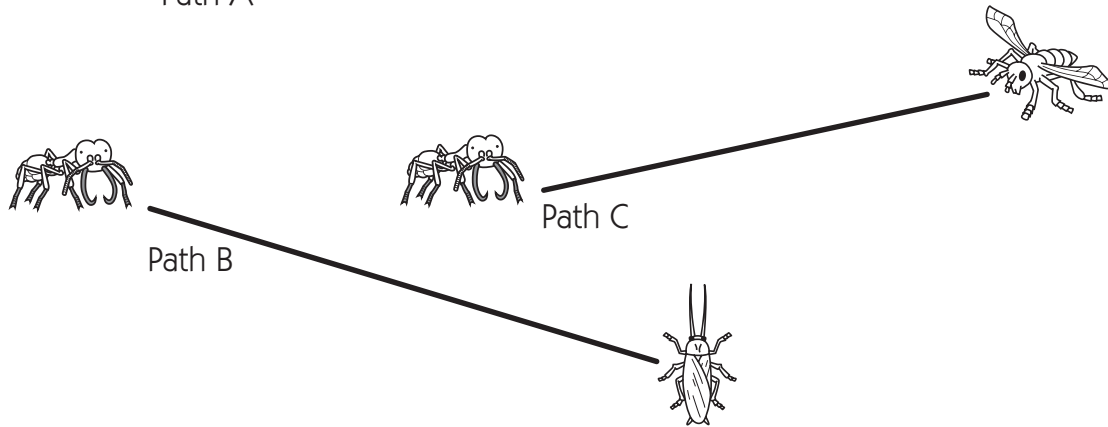
Ant Paths

1 How many centimeters does the army ant have to go to get to each bug? Use the centimeter side of your ruler to find out.

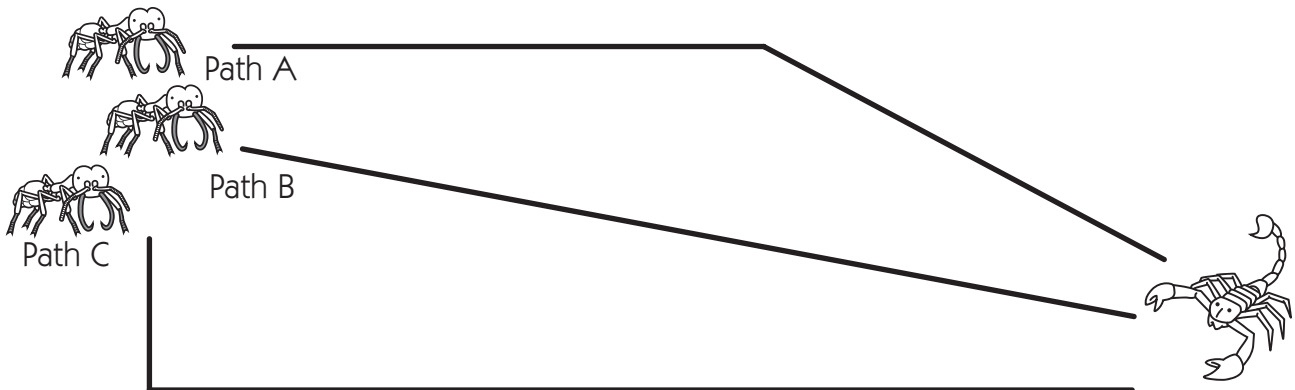
a On Path A the army ant has to travel _____ centimeters.

b On Path B the army ant has to travel _____ centimeters.

c On Path C the army ant has to travel _____ centimeters.



2 The army ants want to get the scorpion. They can use Path A, B, or C.



a Use the centimeter side of your ruler to measure each path.

Path A is _____ centimeters long.

Path B is _____ centimeters long.

Path C is _____ centimeters long.





b If you were an army ant, which path would you use? Path _____ Why?

NAME _____





DATE _____

Fact Families 10's

1 Write an equation to match each cube train.

<p>example $5 + 5 = 10$</p> 	<p>a _____</p> 
<p>b _____</p> 	<p>c _____</p> 

2 Color in the cube train to match the equation.

<p>example $6 + 4 = 10$</p> 	<p>a $8 + 2 = 10$</p> 
<p>b $3 + 7 = 10$</p> 	<p>c $1 + 2 + 3 + 4 = 10$</p> 

3 Subtract:

$10 - 0 = \underline{\quad}$

$10 - 3 = \underline{\quad}$

$10 - 9 = \underline{\quad}$

$10 - 2 = \underline{\quad}$

$10 - 4 = \underline{\quad}$

$10 - 1 = \underline{\quad}$

$10 - 5 = \underline{\quad}$

$10 - 8 = \underline{\quad}$

$9 - 4 = \underline{\quad}$

$10 - 6 = \underline{\quad}$

$10 - 7 = \underline{\quad}$

$10 - 10 = \underline{\quad}$

4 Fill in the missing numbers.

$5 + \underline{\quad} = 10$

$\underline{\quad} + 7 = 10$

$10 = 6 + \underline{\quad}$

$10 = 1 + \underline{\quad}$


NAME _____

DATE _____

Ant Story Problems

A story problem gives you some facts and asks a question. For each problem

- underline the facts.
- put a box around the question.
- solve the problem and show your work.
- write the answer on the line.



example There were 10 army ants. 3 went out to get some food. How many ants were left?

$$10 - 3 = 7$$

There were 7 ants left.

1 6 ants are working hard. Some more come to help. Now there are 13 ants. How many ants came to help?

_____ ants came to help.

2 There are 7 ants at the top of the tunnel. There are 4 ants in the middle chamber. There are 5 ants in the lower chamber. How many ants in all?

There are _____ ants in all.

3 There are 6 ants. Each ant has 3 seeds. How many seeds in all?






There are _____ seeds in all.

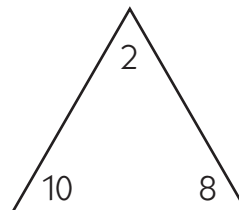
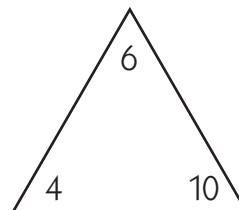
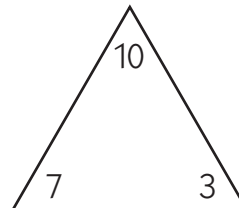
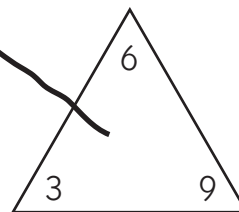
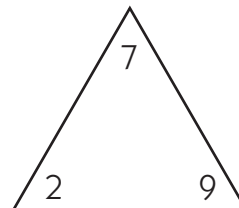
NAME _____

DATE _____

Triangle Fact Families

Draw a line to match each Unifix cube train to its fact family triangle. Then write 2 addition and 2 subtraction sentences to match.

<p>example</p>  <p style="text-align: center;"> $3 + 6 = 9$ $9 - 6 = 3$ $6 + 3 = 9$ $9 - 3 = 6$ </p>	
<p>1</p> 	
<p>2</p> 	
<p>3</p> 	
<p>4</p> 	




NAME _____

DATE _____

T-Shirts & Turtles

1 Lin got a t-shirt for 7 dollars and a teddy bear for 4 dollars. He gave the clerk a 20-dollar bill. How much money did he get back? Show your work.

Lin got _____ dollars back.



CHALLENGE

2 Two 8-legged spiders landed on a 4-legged turtle. Then three 2-legged birds landed on the turtle. How many legs in all (counting the turtle)? Show your work.

There were _____ legs in all.



NAME _____

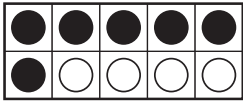
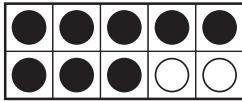
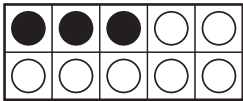

DATE _____

All about Tens

1 Circle the two numbers in each box that add up to 10.

example <div style="display: flex; justify-content: space-around; align-items: center;"> <div style="text-align: center;">9</div> <div>3</div> </div> <div style="display: flex; justify-content: space-around; align-items: center; margin-top: 10px;"> <div>5</div> <div style="text-align: center;">1</div> </div>	a <div style="display: flex; justify-content: space-around; align-items: center;"> <div>5</div> <div>4</div> </div> <div style="display: flex; justify-content: space-around; align-items: center; margin-top: 10px;"> <div>6</div> <div>2</div> </div>	b <div style="display: flex; justify-content: space-around; align-items: center;"> <div>7</div> <div>2</div> </div> <div style="display: flex; justify-content: space-around; align-items: center; margin-top: 10px;"> <div>3</div> <div>0</div> </div>	c <div style="display: flex; justify-content: space-around; align-items: center;"> <div>2</div> <div>8</div> </div> <div style="display: flex; justify-content: space-around; align-items: center; margin-top: 10px;"> <div>5</div> <div>3</div> </div>
---	---	---	---

2 Write 2 addition and 2 subtraction sentences to match each ten-frame.

example  $6 + 4 = 10$ $4 + 6 = 10$ $10 - 4 = 6$ $10 - 6 = 4$	a 
b 	c 

3 Subtract:

$\begin{array}{r} 10 \\ - 7 \\ \hline \end{array}$	$\begin{array}{r} 10 \\ - 5 \\ \hline \end{array}$	$\begin{array}{r} 10 \\ - 6 \\ \hline \end{array}$	$\begin{array}{r} 10 \\ - 3 \\ \hline \end{array}$	$\begin{array}{r} 10 \\ - 4 \\ \hline \end{array}$	$\begin{array}{r} 10 \\ - 9 \\ \hline \end{array}$	$\begin{array}{r} 10 \\ - 2 \\ \hline \end{array}$
--	--	--	--	--	--	--

4 Fill in the missing numbers.

$3 + \underline{\quad} = 10$	$\underline{\quad} + 5 = 10$	$4 + 6 = \underline{\quad}$	$9 + \underline{\quad} = 10$
$10 = 7 + \underline{\quad}$	$10 = 8 + \underline{\quad}$	$6 + \underline{\quad} = 10$	$1 + 4 + 5 = \underline{\quad}$

NAME _____

DATE _____

Dollars & Quarters

1 Jana has 7 dollars. How many more dollars does she need to have 14 dollars altogether? Show your work.

Jana needs _____ more dollars.



CHALLENGE

2 Timmy has 7 dollars. How many more quarters does he need to have 12 dollars altogether? Show your work.

Timmy needs _____ more quarters.



NAME _____

DATE _____

Facts to 8

1 Add:

$$\begin{array}{r} 4 \\ + 4 \\ \hline \end{array}$$

$$\begin{array}{r} 4 \\ + 3 \\ \hline \end{array}$$

$$\begin{array}{r} 3 \\ + 5 \\ \hline \end{array}$$

$$\begin{array}{r} 1 \\ + 2 \\ \hline \end{array}$$

$$\begin{array}{r} 8 \\ + 0 \\ \hline \end{array}$$

$$\begin{array}{r} 3 \\ + 3 \\ \hline \end{array}$$

$$\begin{array}{r} 5 \\ + 2 \\ \hline \end{array}$$

$$\begin{array}{r} 3 \\ + 2 \\ \hline \end{array}$$

$$\begin{array}{r} 5 \\ + 3 \\ \hline \end{array}$$

$$\begin{array}{r} 7 \\ + 1 \\ \hline \end{array}$$

$$\begin{array}{r} 6 \\ + 2 \\ \hline \end{array}$$

$$\begin{array}{r} 2 \\ + 5 \\ \hline \end{array}$$

$$\begin{array}{r} 2 \\ + 6 \\ \hline \end{array}$$

$$\begin{array}{r} 2 \\ + 2 \\ \hline \end{array}$$

4 + 3 = _____ 5 + 3 = _____ 4 + 2 + 2 = _____ 1 + 2 + 3 = _____

2 Subtract:

$$\begin{array}{r} 7 \\ - 5 \\ \hline \end{array}$$

$$\begin{array}{r} 8 \\ - 0 \\ \hline \end{array}$$

$$\begin{array}{r} 8 \\ - 4 \\ \hline \end{array}$$

$$\begin{array}{r} 8 \\ - 1 \\ \hline \end{array}$$

$$\begin{array}{r} 7 \\ - 3 \\ \hline \end{array}$$

$$\begin{array}{r} 8 \\ - 5 \\ \hline \end{array}$$

$$\begin{array}{r} 6 \\ - 4 \\ \hline \end{array}$$

$$\begin{array}{r} 8 \\ - 2 \\ \hline \end{array}$$

$$\begin{array}{r} 7 \\ - 2 \\ \hline \end{array}$$

$$\begin{array}{r} 8 \\ - 8 \\ \hline \end{array}$$

$$\begin{array}{r} 8 \\ - 7 \\ \hline \end{array}$$

$$\begin{array}{r} 8 \\ - 3 \\ \hline \end{array}$$

$$\begin{array}{r} 8 \\ - 6 \\ \hline \end{array}$$

$$\begin{array}{r} 7 \\ - 4 \\ \hline \end{array}$$

6 - 5 = _____ 6 - 3 = _____ 5 - 2 = _____ 7 - 6 = _____

3 Get Unifix cubes. Make trains of 1, 2, 3, and 4 cubes. Put the trains together to make the numbers in the hexagons below. Color in the boxes to show which trains you put together. You can use more than 2 trains to make a number.



example	a	b	c	d	e

NAME _____

DATE _____

Flowers & Oranges

1 Jen had some flowers. Her friend gave her 9 more flowers. Now she has 14 flowers. How many flowers did Jen have to start with? Show your work.




Jen had _____ flowers to start with.



CHALLENGE

2 Jon had 4 oranges. He cut each orange into 8 slices. How many orange slices did he have in all? Show your work.







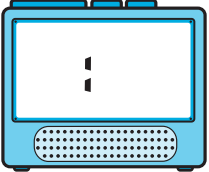
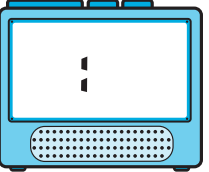
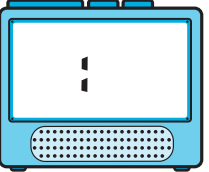
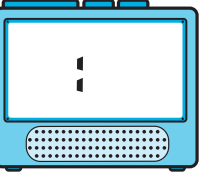
Jon had _____ orange slices in all.

NAME _____









DATE _____

Telling Time on Two Kinds of Clocks

1 Read each of these clock faces and write the time on the digital clock.

<p>a</p> 	<p>b</p> 	<p>c</p> 	<p>d</p> 
			

2 Read each of these digital clocks and mark the time on the clock face.

<p>a</p> 	<p>b</p> 	<p>c</p> 	<p>d</p> 
			

NAME _____

DATE _____

Ladybug Story Problems

A story problem gives you some facts and asks a question. For each problem

- underline the facts.
- put a box around the question.
- solve the problem and show your work.
- write the answer on the line.



example There were 7 ladybugs on the leaf. 6 more landed on the leaf. How many ladybugs in all?

$$7 + 6 = 13$$

There were 13 ladybugs in all.

1 10 ladybugs were sitting on a leaf. A bird came and chased 4 of them away. How many ladybugs were left?

_____ ladybugs were left.

2 There are 4 ladybugs on the leaf. How many legs in all? (Ladybugs have 6 legs.)

There are _____ legs in all.

3 There were 5 ladybugs on a leaf. Some more ladybugs came. Then there were 12 ladybugs on the leaf. How many ladybugs came?

_____ ladybugs came.

NAME _____

DATE _____

Facts to 9

1 Add:

$$\begin{array}{r} 5 \\ + 4 \\ \hline \end{array}$$

$$\begin{array}{r} 4 \\ + 4 \\ \hline \end{array}$$

$$\begin{array}{r} 3 \\ + 6 \\ \hline \end{array}$$

$$\begin{array}{r} 2 \\ + 2 \\ \hline \end{array}$$

$$\begin{array}{r} 9 \\ + 0 \\ \hline \end{array}$$

$$\begin{array}{r} 4 \\ + 3 \\ \hline \end{array}$$

$$\begin{array}{r} 3 \\ + 5 \\ \hline \end{array}$$

$$\begin{array}{r} 7 \\ + 2 \\ \hline \end{array}$$

$$\begin{array}{r} 5 \\ + 2 \\ \hline \end{array}$$

$$\begin{array}{r} 8 \\ + 1 \\ \hline \end{array}$$

$$\begin{array}{r} 6 \\ + 2 \\ \hline \end{array}$$

$$\begin{array}{r} 4 \\ + 5 \\ \hline \end{array}$$

$$\begin{array}{r} 2 \\ + 6 \\ \hline \end{array}$$

$$\begin{array}{r} 1 \\ + 7 \\ \hline \end{array}$$

$4 + 3 = \underline{\quad}$

$5 + 2 + 2 = \underline{\quad}$

$6 + 2 = \underline{\quad}$

$0 + 6 + 3 = \underline{\quad}$

2 Subtract:

$$\begin{array}{r} 8 \\ - 5 \\ \hline \end{array}$$

$$\begin{array}{r} 9 \\ - 0 \\ \hline \end{array}$$

$$\begin{array}{r} 8 \\ - 4 \\ \hline \end{array}$$

$$\begin{array}{r} 9 \\ - 1 \\ \hline \end{array}$$

$$\begin{array}{r} 7 \\ - 3 \\ \hline \end{array}$$

$$\begin{array}{r} 9 \\ - 5 \\ \hline \end{array}$$

$$\begin{array}{r} 8 \\ - 3 \\ \hline \end{array}$$

$$\begin{array}{r} 9 \\ - 2 \\ \hline \end{array}$$

$$\begin{array}{r} 7 \\ - 2 \\ \hline \end{array}$$

$$\begin{array}{r} 9 \\ - 8 \\ \hline \end{array}$$

$$\begin{array}{r} 9 \\ - 9 \\ \hline \end{array}$$

$$\begin{array}{r} 9 \\ - 3 \\ \hline \end{array}$$

$$\begin{array}{r} 8 \\ - 6 \\ \hline \end{array}$$

$$\begin{array}{r} 7 \\ - 5 \\ \hline \end{array}$$

$9 - 4 = \underline{\quad}$

$9 - 6 = \underline{\quad}$

$9 - 7 = \underline{\quad}$

$8 - 7 = \underline{\quad}$

3 Get Unifix cubes. Make trains of 2, 3, 4, and 8 cubes. Put the trains together to make the numbers in the hexagons below. Color in the boxes to show which trains you put together. You can use one or more trains to make a number.



example	a	b	c	d	e

NAME _____

DATE _____

Cookies & Apples

1 There were 15 cookies on the plate. The dog got some of them. Now there are only 7 cookies on the plate. How many did the dog get? Show your work.

The dog got _____ cookies.



CHALLENGE

2 Ann had 4 apples. She cut each apple into 5 slices. Each slice had 3 seeds in it. How many seeds in all? Show your work.

There were _____ seeds in all.



NAME _____

DATE _____

Number Patterns

1a Fill in the missing numbers on this chart.

1	2		4	5	6	7	8	9	10
11	12	13		15	16		18	19	20
21		23	24	25		27	28	29	30
	32	33	34	35	36	37	38		40
41	42		44	45	46	47		49	
51		53	54		56	57	58	59	60
	62	63	64	65		67	68		70
71	72		74	75	76		78	79	
81	82	83		85	86	87		89	90
91		93	94		96	97	98	99	100

b Color all the counting-by-2's numbers red.

c Color all the counting-by-5's numbers yellow.

d Color all the counting-by-10's numbers blue.

2 The numbers in the box are mixed up! Put them in order from least to greatest.

62	51	17	78	40	14
----	----	----	----	----	----

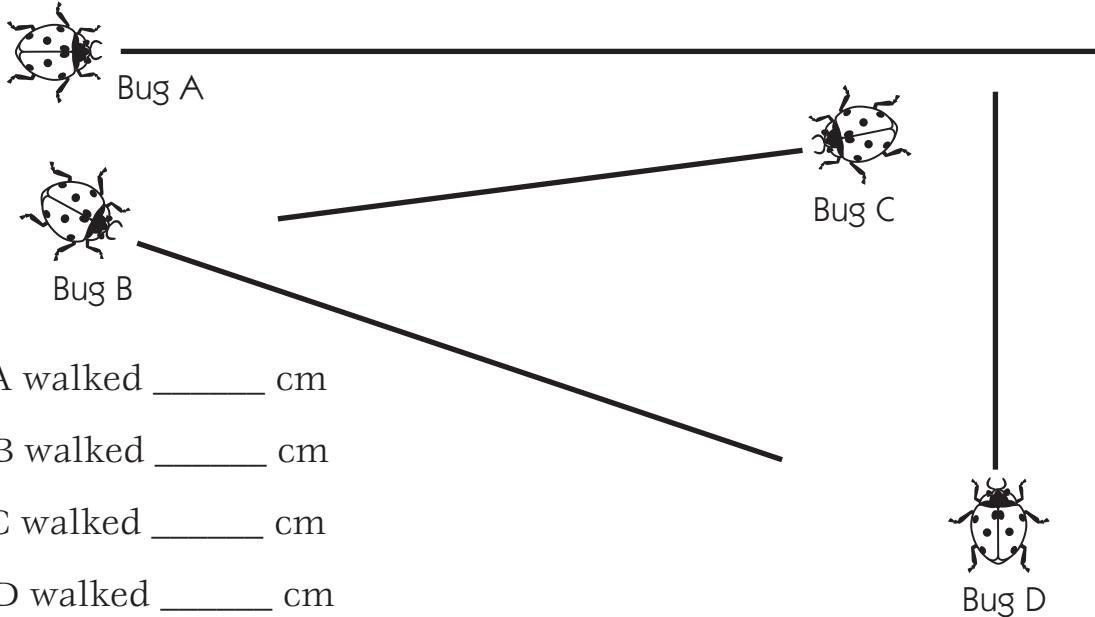
_____ , _____ , _____ , _____ , _____ , _____
 least greatest

NAME _____

DATE _____

Measuring Ladybug Paths

1 Measure the ladybugs' paths below. Use the centimeter side of your ruler. Write the length of each path on the correct line.



- a** Bug A walked _____ cm
- b** Bug B walked _____ cm
- c** Bug C walked _____ cm
- d** Bug D walked _____ cm

2 Which ladybug has the longest path? (circle one)

Bug A Bug B Bug C Bug D

3 How much longer is Bug A's path than Bug B's path? _____

4 How much shorter is Bug D's path than Bug A's path? _____

5 How far did the 4 ladybugs walk in all? Write a number sentence to show.

6 Draw a path from the ladybug to the flower. Measure it with the centimeter side of your ruler.



My path is _____ centimeters long.

NAME _____

DATE _____

Facts to 10

1 Add:

$\begin{array}{r} 5 \\ + 5 \\ \hline \end{array}$	$\begin{array}{r} 4 \\ + 5 \\ \hline \end{array}$	$\begin{array}{r} 3 \\ + 7 \\ \hline \end{array}$	$\begin{array}{r} 2 \\ + 3 \\ \hline \end{array}$	$\begin{array}{r} 10 \\ + 0 \\ \hline \end{array}$	$\begin{array}{r} 5 \\ + 3 \\ \hline \end{array}$	$\begin{array}{r} 7 \\ + 2 \\ \hline \end{array}$
---	---	---	---	--	---	---

$\begin{array}{r} 8 \\ + 2 \\ \hline \end{array}$	$\begin{array}{r} 5 \\ + 2 \\ \hline \end{array}$	$\begin{array}{r} 9 \\ + 1 \\ \hline \end{array}$	$\begin{array}{r} 6 \\ + 3 \\ \hline \end{array}$	$\begin{array}{r} 4 \\ + 6 \\ \hline \end{array}$	$\begin{array}{r} 2 \\ + 6 \\ \hline \end{array}$	$\begin{array}{r} 4 \\ + 3 \\ \hline \end{array}$
---	---	---	---	---	---	---

$3 + 4 + 2 = \underline{\quad}$

$2 + 3 + 5 = \underline{\quad}$

$1 + 2 + 3 + 4 = \underline{\quad}$

2 Subtract:

$\begin{array}{r} 9 \\ - 5 \\ \hline \end{array}$	$\begin{array}{r} 10 \\ - 0 \\ \hline \end{array}$	$\begin{array}{r} 8 \\ - 4 \\ \hline \end{array}$	$\begin{array}{r} 10 \\ - 1 \\ \hline \end{array}$	$\begin{array}{r} 9 \\ - 3 \\ \hline \end{array}$	$\begin{array}{r} 10 \\ - 5 \\ \hline \end{array}$	$\begin{array}{r} 9 \\ - 4 \\ \hline \end{array}$
---	--	---	--	---	--	---

$\begin{array}{r} 10 \\ - 2 \\ \hline \end{array}$	$\begin{array}{r} 7 \\ - 3 \\ \hline \end{array}$	$\begin{array}{r} 10 \\ - 8 \\ \hline \end{array}$	$\begin{array}{r} 10 \\ - 7 \\ \hline \end{array}$	$\begin{array}{r} 10 \\ - 3 \\ \hline \end{array}$	$\begin{array}{r} 10 \\ - 10 \\ \hline \end{array}$	$\begin{array}{r} 9 \\ - 7 \\ \hline \end{array}$
--	---	--	--	--	---	---

$10 - 4 = \underline{\quad}$

$10 - 6 = \underline{\quad}$

$10 - 9 = \underline{\quad}$

$9 - 6 = \underline{\quad}$

3 Get Unifix cubes. Make two trains of 2 and two trains of 3. Put the trains together to make the numbers in the hexagons below. Color in the boxes to show which trains you put together. You can use more than 2 trains to make a number. There is one number you cannot make. Cross it out when you find it.



example	a	b	c	d	e

NAME _____

DATE _____

Snacks

1 There were some granola bars on the table. The kids ate 6 of them. Now there are 9 granola bars left on the table. How many granola bars were on the table to start with? Show your work.

There were _____ granola bars on the table to start with.



CHALLENGE

2 Lin bought 3 fruit strips for 45¢ each. He gave the clerk \$2.00. How much change did he get back? Show your work.

Lin got _____ back in change.



NAME _____

DATE _____

Addition & Subtraction Tables

1 Fill in the missing numbers on the addition tables. Some of the numbers have already been filled in for you.

a

+	2	3	4	5	6	7
1	3					
2			6			
3						10
4						
5		8			11	
6						

b

+	3	4	5	6	7	8
3	6					
4			9			
5						13
6						
7		11			14	
8						

2 Fill in the missing numbers on the subtraction tables. Some of the numbers have already been filled in for you.

a

0	1	2	3	4	5	-
		2				0
				3		1
						2
			0			3
						4
						5

b

6	7	8	9	10	11	-
						0
		7				1
				8		2
						3
				6		4
						5

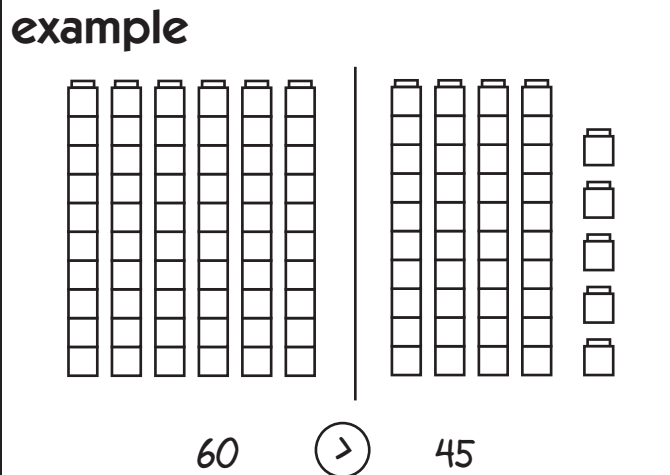
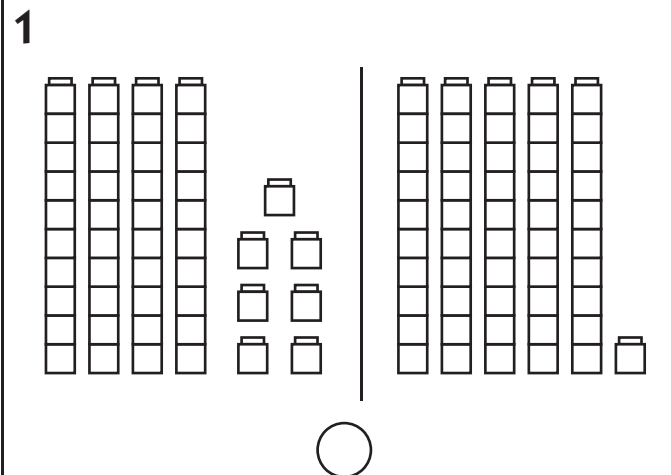
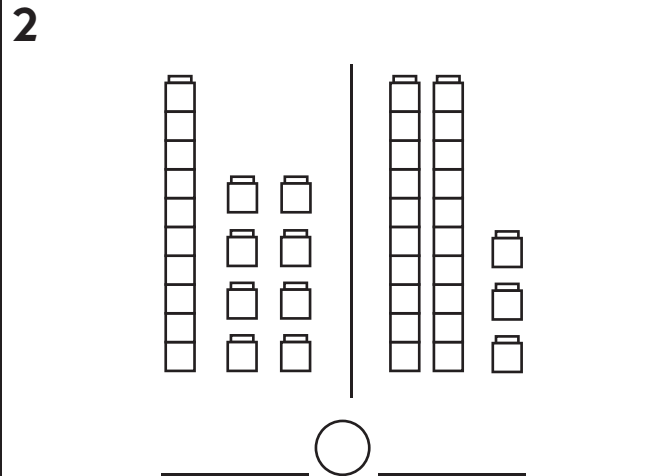
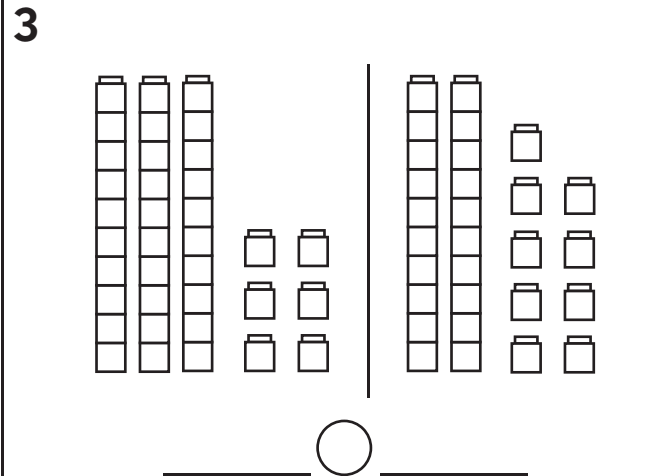
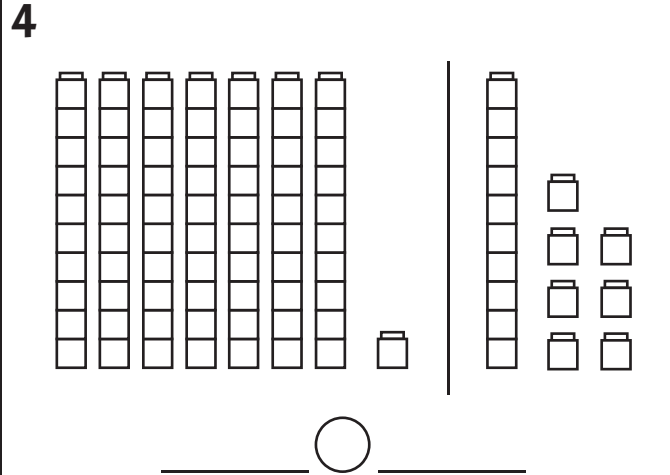
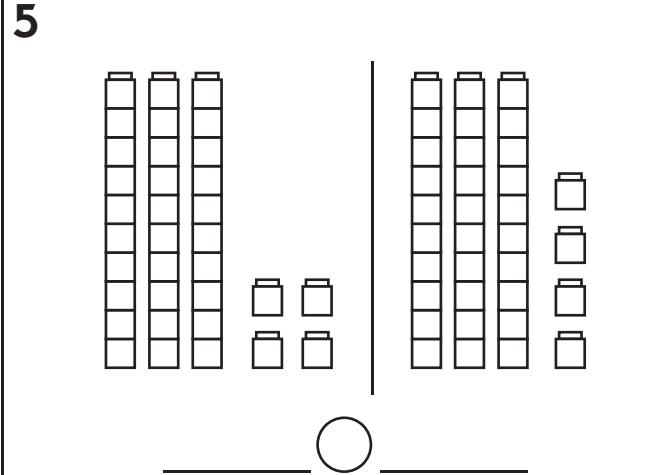
NAME _____

DATE _____

Comparing Numbers to 100

Here are 6 pairs of Unifix cube collections. Count to find out which collection has more and which collection has fewer cubes. Write numbers and signs to show.

< fewer than = the same as > more than

<p>example</p>  <p style="text-align: center;">_____ ○ _____</p>	<p>1</p>  <p style="text-align: center;">_____ ○ _____</p>
<p>2</p>  <p style="text-align: center;">_____ ○ _____</p>	<p>3</p>  <p style="text-align: center;">_____ ○ _____</p>
<p>4</p>  <p style="text-align: center;">_____ ○ _____</p>	<p>5</p>  <p style="text-align: center;">_____ ○ _____</p>

NAME _____

DATE _____

Missing Numbers

1 Fill in the missing numbers to complete the addition facts.

$5 + 5 = \underline{\quad}$

$4 + 4 = \underline{\quad}$

$2 + 2 = \underline{\quad}$

$7 + \underline{\quad} = 14$

$8 + \underline{\quad} = 16$

$9 + \underline{\quad} = 18$

$\underline{\quad} + 6 = 12$

$\underline{\quad} + 1 = 2$

$\underline{\quad} + 3 = 6$

$10 + 2 = \underline{\quad}$

$6 + 10 = \underline{\quad}$

$10 + 4 = \underline{\quad}$

$3 + \underline{\quad} = 13$

$10 + \underline{\quad} = 18$

$8 + \underline{\quad} = 16$

2 Fill in the missing numbers to complete the pattern.

a Skip-count forward by 5's. 5, 10, 15, _____, 25, _____, _____	b Skip-count forward by 5's. 40, _____, 50, _____, _____, 65
c Skip-count forward by 5's. 13, 18, 23, _____, 33, _____, _____	d Skip-count forward by 5's. 19, 24, _____, 34, 39, _____, 49
e Skip-count backward by 5's. 30, 25, _____, 15, _____, _____	f Skip-count backward by 5's. 27, 22, _____, 12, _____, _____



CHALLENGE

3 Skip-count by 5's. Circle the word to show whether you went forward or backward each time.

a 143, 138, 133, _____, 123, _____, 113, _____, _____, 98	forward backward
b 332, 337, 342, _____, 352, 357, _____, _____, 372, _____	forward backward
c 488, 493, 498, _____, _____, 513, _____, _____, _____, 533	forward backward
d 267, 262, 257, _____, _____, _____, 237, _____, 227, _____	forward backward

NAME _____

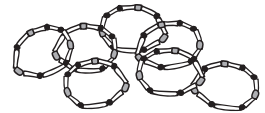
DATE _____

Beads & Patterns

1a Trina has 17 beads. 9 of the beads are blue, and the rest are red. How many red beads does Trina have? Show your work.

Trina has _____ red beads.

b Trina wants to make a bracelet with her beads. How can she make a color pattern with her 17 blue and red beads? Draw a picture to show.



CHALLENGE

2 Look for a pattern. Fill in the missing numbers that fit your pattern.

a 1, 7, 13, 19, _____, _____, _____

b 2, 7, 12, 17, _____, _____, _____, 37, _____, _____, 52

c 25, 20, 15, _____, _____, _____

d 24, 20, 16, 12, _____, _____, _____

e 1, 2, 4, 7, 11, _____, _____, 29, _____, 46, _____

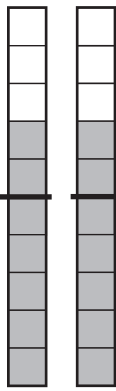
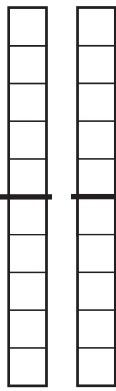
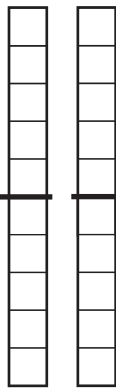
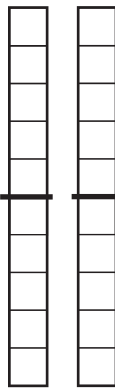
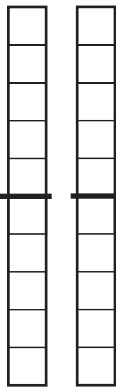
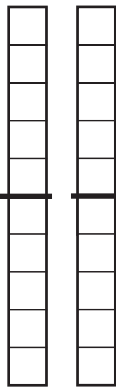
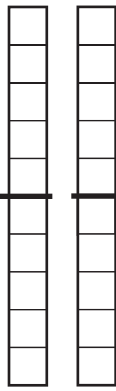
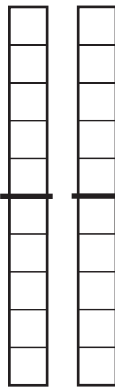
f 1, 2, 4, 8, _____, _____, _____, 128, _____, _____

NAME _____

DATE _____

Doubles & Neighbors

1 Color the ten-strips to match each addition problem. Write the answer.

<p>ex</p>  $\begin{array}{r} 7 \\ + 7 \\ \hline 14 \end{array}$	<p>a</p>  $\begin{array}{r} 7 \\ + 8 \\ \hline \end{array}$	<p>b</p>  $\begin{array}{r} 6 \\ + 6 \\ \hline \end{array}$	<p>c</p>  $\begin{array}{r} 6 \\ + 7 \\ \hline \end{array}$
<p>d</p>  $\begin{array}{r} 8 \\ + 8 \\ \hline \end{array}$	<p>e</p>  $\begin{array}{r} 9 \\ + 8 \\ \hline \end{array}$	<p>f</p>  $\begin{array}{r} 9 \\ + 9 \\ \hline \end{array}$	<p>g</p>  $\begin{array}{r} 10 \\ + 9 \\ \hline \end{array}$

2 Subtract.

$\begin{array}{r} 10 \\ - 5 \\ \hline \end{array}$	$\begin{array}{r} 11 \\ - 5 \\ \hline \end{array}$	$\begin{array}{r} 8 \\ - 4 \\ \hline \end{array}$	$\begin{array}{r} 9 \\ - 4 \\ \hline \end{array}$	$\begin{array}{r} 6 \\ - 3 \\ \hline \end{array}$	$\begin{array}{r} 7 \\ - 3 \\ \hline \end{array}$	$\begin{array}{r} 4 \\ - 2 \\ \hline \end{array}$
$\begin{array}{r} 14 \\ - 7 \\ \hline \end{array}$	$\begin{array}{r} 15 \\ - 7 \\ \hline \end{array}$	$\begin{array}{r} 12 \\ - 6 \\ \hline \end{array}$	$\begin{array}{r} 13 \\ - 6 \\ \hline \end{array}$	$\begin{array}{r} 16 \\ - 8 \\ \hline \end{array}$	$\begin{array}{r} 17 \\ - 8 \\ \hline \end{array}$	$\begin{array}{r} 18 \\ - 9 \\ \hline \end{array}$

NAME _____

DATE _____

The Gym Teacher & Jason at the School Store

1a Mrs. Brown is the gym teacher. She has 15 soccer balls and 8 footballs. How many more soccer balls than footballs does Mrs. Brown have? Show your work.

Mrs. Brown has _____ more soccer balls than footballs.

b How many soccer balls and footballs does Mrs. Brown have in all? Show your work.

Mrs. Brown has _____ soccer balls and footballs in all.



CHALLENGE

2 Jason had 2 quarters and 1 dime. He went to the school store to spend all his money. What 3 things could he buy? Find at least 2 different answers. Show your work.

School Store Price List	
Markers	\$0.25 each
Tablets	\$0.30 each
Erasers	\$0.10 each
Pencils	\$0.20 each
Folders	\$0.15 each

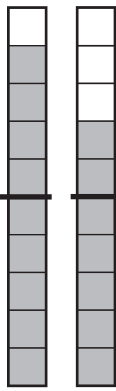
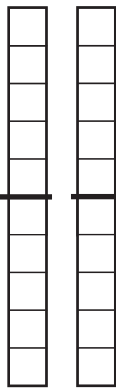
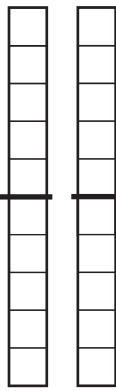
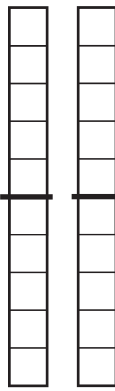
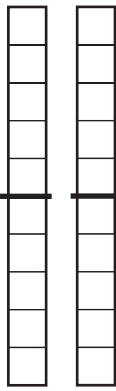
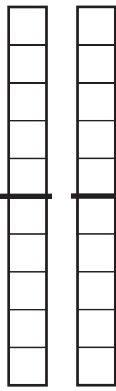
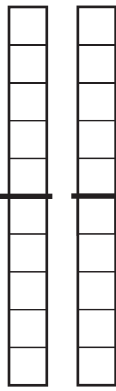
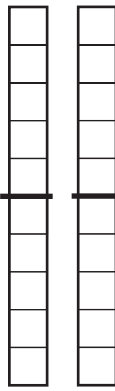


NAME _____

DATE _____

Fast Nines & Fast Tens

1 Color the ten-strips to match each addition problem. Write the answer.

<p>ex</p>  $\begin{array}{r} 9 \\ + 7 \\ \hline 16 \end{array}$	<p>a</p>  $\begin{array}{r} 9 \\ + 3 \\ \hline \end{array}$	<p>b</p>  $\begin{array}{r} 6 \\ + 9 \\ \hline \end{array}$	<p>c</p>  $\begin{array}{r} 10 \\ + 8 \\ \hline \end{array}$
<p>d</p>  $\begin{array}{r} 9 \\ + 5 \\ \hline \end{array}$	<p>e</p>  $\begin{array}{r} 4 \\ + 9 \\ \hline \end{array}$	<p>f</p>  $\begin{array}{r} 9 \\ + 8 \\ \hline \end{array}$	<p>g</p>  $\begin{array}{r} 10 \\ + 7 \\ \hline \end{array}$

2 Subtract:


$\begin{array}{r} 16 \\ - 10 \\ \hline \end{array}$	$\begin{array}{r} 16 \\ - 9 \\ \hline \end{array}$	$\begin{array}{r} 12 \\ - 10 \\ \hline \end{array}$	$\begin{array}{r} 12 \\ - 9 \\ \hline \end{array}$	$\begin{array}{r} 15 \\ - 10 \\ \hline \end{array}$	$\begin{array}{r} 15 \\ - 9 \\ \hline \end{array}$	$\begin{array}{r} 18 \\ - 10 \\ \hline \end{array}$
$\begin{array}{r} 18 \\ - 9 \\ \hline \end{array}$	$\begin{array}{r} 14 \\ - 10 \\ \hline \end{array}$	$\begin{array}{r} 14 \\ - 9 \\ \hline \end{array}$	$\begin{array}{r} 13 \\ - 10 \\ \hline \end{array}$	$\begin{array}{r} 13 \\ - 9 \\ \hline \end{array}$	$\begin{array}{r} 17 \\ - 10 \\ \hline \end{array}$	$\begin{array}{r} 17 \\ - 9 \\ \hline \end{array}$

NAME _____

DATE _____

Baseball Cards & Teri at the School Store

1 James had 17 baseball cards. He gave 9 of them to Andre. Who has more baseball cards now, James or Andre? How many more? Show your work.



_____ has _____ more baseball card(s) than _____.



CHALLENGE

2 Teri went to the school store. She gave the clerk a one-dollar bill. She got 30¢ back in change. What might she have bought? Find 3 possible answers. Show your work.

School Store Price List	
Markers	\$0.25 each
Tablets	\$0.30 each
Erasers	\$0.10 each
Pencils	\$0.20 each
Folders	\$0.15 each



NAME _____

DATE _____

Scout Them Out Add & Subtract

1a Circle all the +2 facts in blue. Then take a pencil and go back and do them.

b Circle all the +10 facts in red. Then take a pencil and go back and do them.

$\begin{array}{r} 2 \\ + 6 \\ \hline \end{array}$	$\begin{array}{r} 10 \\ + 1 \\ \hline \end{array}$	$\begin{array}{r} 2 \\ + 8 \\ \hline \end{array}$	$\begin{array}{r} 5 \\ + 2 \\ \hline \end{array}$	$\begin{array}{r} 7 \\ + 2 \\ \hline \end{array}$	$\begin{array}{r} 9 \\ + 10 \\ \hline \end{array}$	$\begin{array}{r} 2 \\ + 4 \\ \hline \end{array}$
---	--	---	---	---	--	---

$\begin{array}{r} 10 \\ + 4 \\ \hline \end{array}$	$\begin{array}{r} 10 \\ + 7 \\ \hline \end{array}$	$\begin{array}{r} 2 \\ + 8 \\ \hline \end{array}$	$\begin{array}{r} 2 \\ + 2 \\ \hline \end{array}$	$\begin{array}{r} 10 \\ + 3 \\ \hline \end{array}$	$\begin{array}{r} 6 \\ + 10 \\ \hline \end{array}$	$\begin{array}{r} 11 \\ + 2 \\ \hline \end{array}$
--	--	---	---	--	--	--

2a Circle all the -2 facts in blue. Then take a pencil and go back and do them.

b Circle all the -10 facts in red. Then take a pencil and go back and do them.

$\begin{array}{r} 10 \\ - 2 \\ \hline \end{array}$	$\begin{array}{r} 14 \\ - 10 \\ \hline \end{array}$	$\begin{array}{r} 6 \\ - 2 \\ \hline \end{array}$	$\begin{array}{r} 9 \\ - 2 \\ \hline \end{array}$	$\begin{array}{r} 12 \\ - 10 \\ \hline \end{array}$	$\begin{array}{r} 19 \\ - 10 \\ \hline \end{array}$	$\begin{array}{r} 7 \\ - 2 \\ \hline \end{array}$
--	---	---	---	---	---	---

$\begin{array}{r} 13 \\ - 2 \\ \hline \end{array}$	$\begin{array}{r} 17 \\ - 10 \\ \hline \end{array}$	$\begin{array}{r} 4 \\ - 2 \\ \hline \end{array}$	$\begin{array}{r} 16 \\ - 10 \\ \hline \end{array}$	$\begin{array}{r} 14 \\ - 2 \\ \hline \end{array}$	$\begin{array}{r} 18 \\ - 10 \\ \hline \end{array}$	$\begin{array}{r} 11 \\ - 2 \\ \hline \end{array}$
--	---	---	---	--	---	--

$\begin{array}{r} 15 \\ - 2 \\ \hline \end{array}$	$\begin{array}{r} 20 \\ - 10 \\ \hline \end{array}$	$\begin{array}{r} 5 \\ - 2 \\ \hline \end{array}$	$\begin{array}{r} 8 \\ - 2 \\ \hline \end{array}$	$\begin{array}{r} 11 \\ - 10 \\ \hline \end{array}$	$\begin{array}{r} 20 \\ - 10 \\ \hline \end{array}$	$\begin{array}{r} 3 \\ - 2 \\ \hline \end{array}$
--	---	---	---	---	---	---

3 True or false? Circle one.

a $10 + 5 = 15$ T F	b $7 + 7 = 13$ T F	c $5 + 6 = 11$ T F
d $13 - 3 = 8$ T F	e $14 - 7 = 7$ T F	f $19 - 10 = 9$ T F

NAME _____

DATE _____

Extra Facts

Sometimes story problems give you more facts than you need to solve the problem. In each problem below, cross out the fact you don't need. Then solve the problem. Show your work.

1 Neena bought 7 red apples, 8 green apples, and 3 yellow apples. Neena is 12 years old. How many apples did Neena buy?

Neena bought _____ apples.



2 Pedro had 15 dollars. He spent 9 dollars on a book. His friend had 12 dollars. How much money did Pedro have left?

Pedro had _____ dollars left.



3 The gym teacher had 16 soccer balls. She had 14 footballs. She gave 8 of the soccer balls to the playground helper. How many soccer balls did she have left?

The gym teacher had _____ soccer balls left.



CHALLENGE

4 The ladybug ate 28 aphids in the morning. Then she took a nap on a leaf for 3 hours. She ate 34 aphids in the afternoon. How many aphids did she eat in all?

The ladybug ate _____ aphids in all.



NAME _____

DATE _____

Make Ten Facts

1 Make Ten facts are pairs of numbers that add up to 10, like $5 + 5$, $4 + 6$, and $8 + 2$.

a Circle all the Make Ten facts in red. Then take a pencil and go back and do them.

b Circle all the facts that are *not* Make Ten facts in blue. Then take a pencil and go back and do them.

$$\begin{array}{r} 4 \\ + 6 \\ \hline \end{array}$$

$$\begin{array}{r} 6 \\ + 1 \\ \hline \end{array}$$

$$\begin{array}{r} 3 \\ + 8 \\ \hline \end{array}$$

$$\begin{array}{r} 5 \\ + 5 \\ \hline \end{array}$$

$$\begin{array}{r} 4 \\ + 3 \\ \hline \end{array}$$

$$\begin{array}{r} 9 \\ + 1 \\ \hline \end{array}$$

$$\begin{array}{r} 4 \\ + 4 \\ \hline \end{array}$$

$$\begin{array}{r} 5 \\ + 4 \\ \hline \end{array}$$

$$\begin{array}{r} 3 \\ + 7 \\ \hline \end{array}$$

$$\begin{array}{r} 2 \\ + 8 \\ \hline \end{array}$$

$$\begin{array}{r} 7 \\ + 2 \\ \hline \end{array}$$

$$\begin{array}{r} 6 \\ + 3 \\ \hline \end{array}$$

$$\begin{array}{r} 5 \\ + 3 \\ \hline \end{array}$$

$$\begin{array}{r} 10 \\ + 0 \\ \hline \end{array}$$

$$\begin{array}{r} 6 \\ + 1 \\ \hline \end{array}$$

$$\begin{array}{r} 6 \\ + 4 \\ \hline \end{array}$$

$$\begin{array}{r} 5 \\ + 5 \\ \hline \end{array}$$

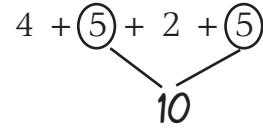
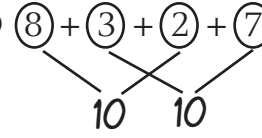
$$\begin{array}{r} 3 \\ + 7 \\ \hline \end{array}$$

$$\begin{array}{r} 1 \\ + 9 \\ \hline \end{array}$$

$$\begin{array}{r} 2 \\ + 2 \\ \hline \end{array}$$

$$\begin{array}{r} 3 \\ + 6 \\ \hline \end{array}$$

2 Add these strings of numbers. Use your Make Ten facts to help.

<p>example a $4 + \textcircled{5} + 2 + \textcircled{5} = 16$</p> 	<p>example b $\textcircled{8} + \textcircled{3} + \textcircled{2} + \textcircled{7} = 20$</p> 
<p>a $2 + 9 + 1 + 6 = \underline{\quad}$</p>	<p>b $3 + 4 + 8 + 2 = \underline{\quad}$</p>
<p>c $3 + 7 + 4 + 6 = \underline{\quad}$</p>	<p>d $3 + 3 + 5 + 5 = \underline{\quad}$</p>
<p>e $6 + 5 + 5 + 9 + 1 = \underline{\quad}$</p>	<p>f $7 + 2 + 3 + 7 + 1 = \underline{\quad}$</p>

NAME _____

DATE _____

A.M. or P.M.?





A.M. and P.M. are abbreviations.



People often say that times in the A.M. are morning times, but A.M. really indicates any time between midnight and noon.

People often say that times in the P.M. are times in the afternoon or night. P.M. really indicates any time between noon and midnight.

3:00 a.m. is so early in the morning it's not even light yet. Most people are asleep.
3:00 p.m. is in the afternoon, just about the time school gets out. Most people are awake at 3:00 p.m.

1 Circle the time that people would probably do each of these things on a school day.

Activity	A.M.	P.M.
a Eat dinner. 	6:00 a.m.	6:00 p.m.
b Eat breakfast. 	7:00 a.m.	7:00 p.m.
c Watch T.V. 	5:00 a.m.	5:00 p.m.
d Homework 	4:00 a.m.	4:00 p.m.

Activity	A.M.	P.M.
e Turn on a night light. 	8:30 a.m.	8:30 p.m.
f Ride a bike. 	3:30 a.m.	3:30 p.m.

2 Draw a picture of something you do at 10:00 a.m. on a school day.

NAME _____

DATE _____

More Scout Them Outs

1a Circle all the Double facts (e.g., $10+10$) in blue. Then take a pencil and go back and do them.

b Circle all the Neighbor facts (e.g., $4+5$) in red. Then take a pencil and go back and do them.

$$\begin{array}{r} 2 \\ + 2 \\ \hline \end{array}$$

$$\begin{array}{r} 2 \\ + 3 \\ \hline \end{array}$$

$$\begin{array}{r} 5 \\ + 5 \\ \hline \end{array}$$

$$\begin{array}{r} 5 \\ + 6 \\ \hline \end{array}$$

$$\begin{array}{r} 4 \\ + 3 \\ \hline \end{array}$$

$$\begin{array}{r} 4 \\ + 4 \\ \hline \end{array}$$

$$\begin{array}{r} 6 \\ + 6 \\ \hline \end{array}$$

$$\begin{array}{r} 6 \\ + 5 \\ \hline \end{array}$$

$$\begin{array}{r} 6 \\ + 7 \\ \hline \end{array}$$

$$\begin{array}{r} 7 \\ + 7 \\ \hline \end{array}$$

$$\begin{array}{r} 8 \\ + 7 \\ \hline \end{array}$$

$$\begin{array}{r} 9 \\ + 9 \\ \hline \end{array}$$

$$\begin{array}{r} 9 \\ + 10 \\ \hline \end{array}$$

$$\begin{array}{r} 11 \\ + 11 \\ \hline \end{array}$$

$$\begin{array}{r} 3 \\ + 3 \\ \hline \end{array}$$

$$\begin{array}{r} 3 \\ + 4 \\ \hline \end{array}$$

$$\begin{array}{r} 8 \\ + 8 \\ \hline \end{array}$$

$$\begin{array}{r} 12 \\ + 12 \\ \hline \end{array}$$

$$\begin{array}{r} 12 \\ + 13 \\ \hline \end{array}$$

$$\begin{array}{r} 13 \\ + 13 \\ \hline \end{array}$$

$$\begin{array}{r} 13 \\ + 14 \\ \hline \end{array}$$

2a Circle all the Half facts (e.g., $8 - 4$) in blue. Then take a pencil and go back and do them.

b Circle all the -10 facts in red. Then take a pencil and go back and do them.

$$\begin{array}{r} 10 \\ - 5 \\ \hline \end{array}$$

$$\begin{array}{r} 15 \\ - 10 \\ \hline \end{array}$$

$$\begin{array}{r} 6 \\ - 3 \\ \hline \end{array}$$

$$\begin{array}{r} 19 \\ - 10 \\ \hline \end{array}$$

$$\begin{array}{r} 13 \\ - 10 \\ \hline \end{array}$$

$$\begin{array}{r} 14 \\ - 7 \\ \hline \end{array}$$

$$\begin{array}{r} 4 \\ - 2 \\ \hline \end{array}$$

$$\begin{array}{r} 16 \\ - 8 \\ \hline \end{array}$$

$$\begin{array}{r} 20 \\ - 10 \\ \hline \end{array}$$

$$\begin{array}{r} 12 \\ - 6 \\ \hline \end{array}$$

$$\begin{array}{r} 40 \\ - 20 \\ \hline \end{array}$$

$$\begin{array}{r} 60 \\ - 30 \\ \hline \end{array}$$

$$\begin{array}{r} 100 \\ - 50 \\ \hline \end{array}$$

$$\begin{array}{r} 80 \\ - 40 \\ \hline \end{array}$$

3 True or false? Circle one.


a $6 + 7 = 13$ T F	b $9 + 8 = 17$ T F	c $5 + 5 = 9$ T F
d $14 - 7 = 8$ T F	e $16 - 8 = 10$ T F	f $12 - 6 = 6$ T F

NAME _____

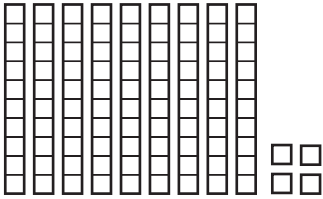
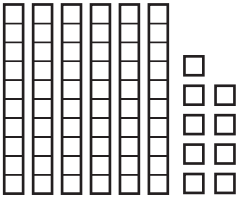
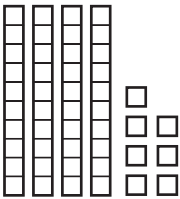
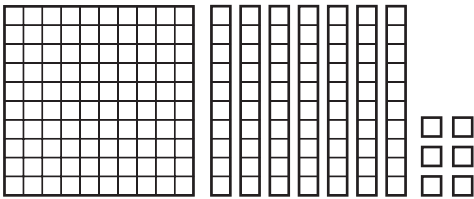
DATE _____

Numbers & Words

1 Trace the numerals and the words.



2 Label each set of base 10 pieces with the correct number name.

<p>example _____ ninety-four</p> 	<p>a _____</p> 
<p>b _____</p> 	<p>c _____</p> 

NAME _____

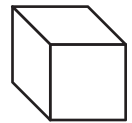
DATE _____

Mystery Shapes

There are 6 mystery shapes on the right. Read each riddle below and write the name of the mystery shape.

1 I have 6 faces. 2 of my faces are square. 4 of my faces are rectangles that are not squares.

I am the _____.



cube

2 I have no faces at all. I am round all the way around.

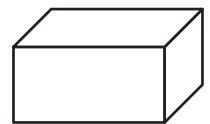
I am the _____.



pyramid

3 I have 5 faces, but you can only see 2 of them. 4 of my faces are triangles. They meet at one point called a vertex.


I am the _____.



rectangular prism

4 Two of my faces are circles. If you set me on one of those faces, I will not roll.

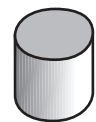
I am the _____.



sphere

5 I have 5 faces. 3 of my faces are rectangles. 2 of my faces are triangles.

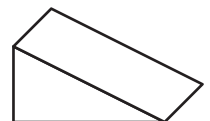
I am the _____.



cylinder

6 I have 6 faces. All my edges are exactly the same length.

I am the _____.



triangular prism

NAME _____

DATE _____

More Extra Facts Practice

Sometimes story problems give you more facts than you need to solve the problem. In each problem below, cross out the fact you don't need. Then solve the problem. Show your work.

1 Nick has 3 cats. He had 12 fish. He gave 4 of the fish to his friend. How many fish does he have left?

Nick has _____ fish left.



2 Lin's big sister is 15. She listened to 8 songs on her CD player in the morning. She listened to 9 more songs that night. How many songs did she listen to in all?

Lin's big sister listened to _____ songs in all.



3 Amber made 9 cupcakes. Then she made 12 more cupcakes. It took 2 cups of sugar to make the frosting. How many cupcakes did she make in all?


Amber made _____ cupcakes in all.



CHALLENGE

4 The Green Dragon had 250 gold pieces. He is 18 feet tall. He is mad because the trolls took 60 of his gold pieces. How many gold pieces does he have left?

The Green Dragon has _____ gold pieces left.



NAME _____

DATE _____

More Make Ten Facts

1 Make Ten facts are pairs of numbers that add up to 10, like $9 + 1$, $4 + 6$, and $3 + 7$.

a Circle all the Make Ten facts in red. Then take a pencil and go back and do them.

b Circle all the facts that are *not* Make Ten facts in blue. Then take a pencil and go back and do them.

$$\begin{array}{r} 7 \\ + 3 \\ \hline \end{array}$$

$$\begin{array}{r} 6 \\ + 6 \\ \hline \end{array}$$

$$\begin{array}{r} 2 \\ + 8 \\ \hline \end{array}$$

$$\begin{array}{r} 7 \\ + 7 \\ \hline \end{array}$$

$$\begin{array}{r} 5 \\ + 5 \\ \hline \end{array}$$

$$\begin{array}{r} 10 \\ + 0 \\ \hline \end{array}$$

$$\begin{array}{r} 5 \\ + 4 \\ \hline \end{array}$$

$$\begin{array}{r} 6 \\ + 7 \\ \hline \end{array}$$

$$\begin{array}{r} 3 \\ + 7 \\ \hline \end{array}$$

$$\begin{array}{r} 8 \\ + 8 \\ \hline \end{array}$$

$$\begin{array}{r} 7 \\ + 8 \\ \hline \end{array}$$

$$\begin{array}{r} 6 \\ + 4 \\ \hline \end{array}$$

$$\begin{array}{r} 9 \\ + 9 \\ \hline \end{array}$$

$$\begin{array}{r} 0 \\ + 10 \\ \hline \end{array}$$

$$\begin{array}{r} 10 \\ + 10 \\ \hline \end{array}$$

$$\begin{array}{r} 1 \\ + 9 \\ \hline \end{array}$$

$$\begin{array}{r} 4 \\ + 6 \\ \hline \end{array}$$

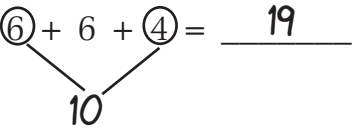
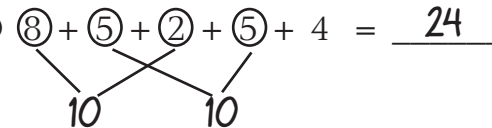
$$\begin{array}{r} 3 \\ + 2 \\ \hline \end{array}$$

$$\begin{array}{r} 4 \\ + 3 \\ \hline \end{array}$$

$$\begin{array}{r} 2 \\ + 8 \\ \hline \end{array}$$

$$\begin{array}{r} 10 \\ + 9 \\ \hline \end{array}$$

2 Add these strings of numbers. Use your Make Ten facts to help.

<p>ex a $3 + \textcircled{6} + 6 + \textcircled{4} = \underline{19}$</p> 	<p>ex b $\textcircled{8} + \textcircled{5} + \textcircled{2} + \textcircled{5} + 4 = \underline{24}$</p> 
<p>a $3 + 7 + 9 + 1 = \underline{\hspace{2cm}}$</p>	<p>b $2 + 6 + 4 + 2 = \underline{\hspace{2cm}}$</p>
<p>c $9 + 5 + 5 + 3 + 7 = \underline{\hspace{2cm}}$</p>	<p>d $8 + 2 + 5 + 2 + 5 = \underline{\hspace{2cm}}$</p>

3 Subtract:

$10 - 6 = \underline{\hspace{2cm}}$

$10 - 8 = \underline{\hspace{2cm}}$

$10 - 5 = \underline{\hspace{2cm}}$

$10 - 3 = \underline{\hspace{2cm}}$

$10 - 9 = \underline{\hspace{2cm}}$

$10 - 1 = \underline{\hspace{2cm}}$

$10 - 4 = \underline{\hspace{2cm}}$

$10 - 2 = \underline{\hspace{2cm}}$

NAME _____

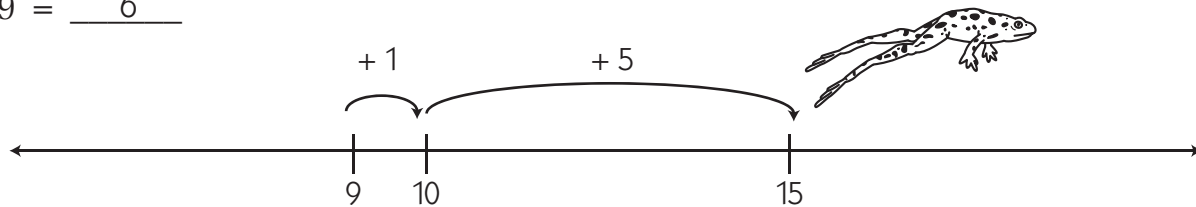
DATE _____

Using Make Ten Facts to Help Subtract

DJ Hopper says you can use what you know about making tens to help subtract.

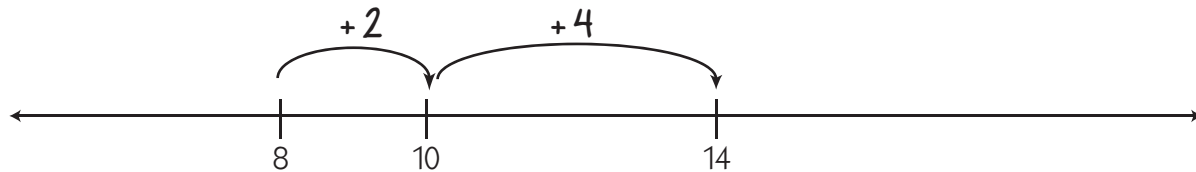
If the fact is $15 - 9$, you can think about making a ten ($9 + 1 = 10$) and then adding 5 more to get to 15. DJ likes to show his work on the number line, like this.

$$15 - 9 = \underline{6}$$

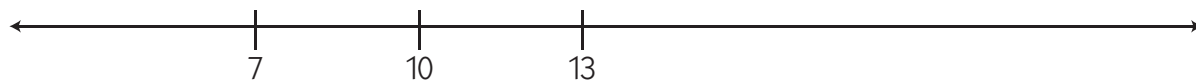


1 Make hops on the number line and label them to solve subtraction problems.

example $14 - 8 = \underline{6}$



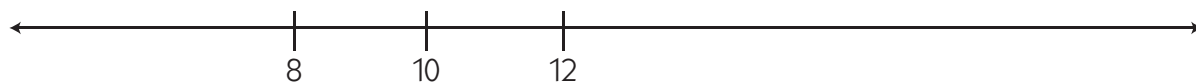
a $13 - 7 = \underline{\quad}$



b $15 - 7 = \underline{\quad}$



c $12 - 8 = \underline{\quad}$



NAME _____

DATE _____

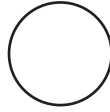
Symmetry

1a Circle the shapes that are symmetrical.

b Cross out the shapes that are not symmetrical.




Square



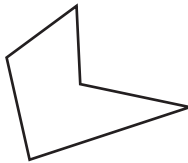
Circle



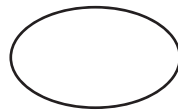
Scalene Triangle



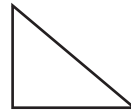
Rectangle



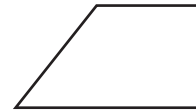
Pentagon



Ellipse



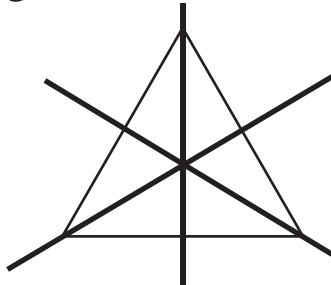
Right Triangle



Trapezoid

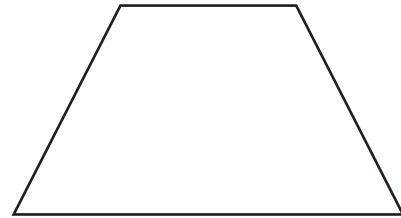
2 How many lines of symmetry can you find in each shape? Use your ruler to draw the lines of symmetry, and write the number.

example



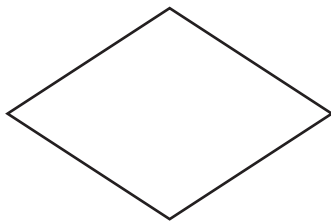
An equilateral triangle
has 3 lines of symmetry.

a



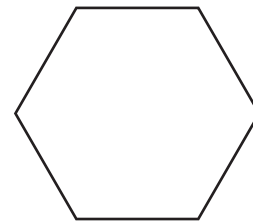
An isosceles trapezoid
has _____ lines of symmetry.

b



A rhombus
has _____ lines of symmetry.

c





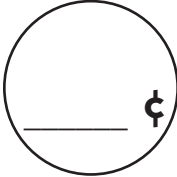

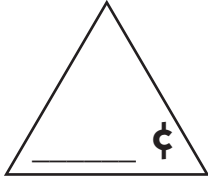

A hexagon
has _____ lines of symmetry.

NAME _____


DATE _____

The Shapes Shop

1 Count the money to find out how much each shape is worth. Write the price on the shape.

<p>a</p> <div style="text-align: center;">  </div> <div style="text-align: center; margin-top: 10px;">  </div>	<p>b</p> <div style="text-align: center;">  </div> <div style="text-align: center; margin-top: 10px;">  </div>	<p>c</p> <div style="text-align: center;">  </div> <div style="text-align: center; margin-top: 10px;">  </div>
---	---	---

2 Maria bought some shapes at the Shapes Shop. She used all her shapes to make this picture. How much money did she spend? Show your work.



3 Use squares, circles, and triangles to make a picture worth 48¢. Label your work to prove it.

NAME _____

DATE _____

Thinking about Place Value

1 Trace the numerals and the words.

1 one 2 two 3 three 4 four

5 five 6 six 7 seven 8 eight

9 nine 10 ten 11 eleven

12 twelve 13 thirteen

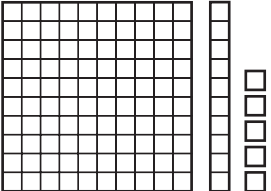

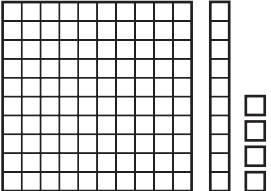

14 fourteen 15 fifteen

16 sixteen 17 seventeen

18 eighteen 19 nineteen

20 twenty 100 one hundred

2 Label each set of base 10 pieces with the correct number name.

<p>example one hundred fifteen</p> 	<p>a _____</p> 
<p>b _____</p> 	<p>c _____</p> 




NAME _____

DATE _____




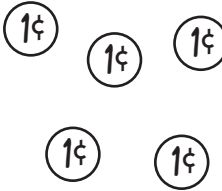
Two Different Ways to Write Money Amounts

If you have an amount of money less than a dollar, you can write the amount with a cents sign or a dollar sign.

1 Count the money in each box, and write it in two different ways.

ex 	<u>23¢</u> or <u>\$0.23</u>
a 	_____ or _____
b 	_____ or _____
c 	_____ or _____

2 Write the name of each coin. Show how to write it with a cents sign or a dollar sign. Then draw a different way to make the same amount of money with more than one coin.

Coin name	ex <u>nickel</u> 	a _____ 	b _____ 
Written two ways	<u>5¢</u> or <u>\$0.05</u>	_____ or _____	_____ or _____
Different way to make it.			

NAME _____

DATE _____

Subtraction Strategies

1a Circle all the Subtract 2's in blue. Then take your pencil and go back and do them. (Example $10 - 2$ or $16 - 2$)

b Circle all the Subtract Halves in red. Then take your pencil and go back and do them. (Example $12 - 6$ or $14 - 7$)

c Circle all the Take Away Tens in green. Then take your pencil and go back and do them. (Example $14 - 10$ or $19 - 10$)

d Circle all the Runaway Ones in purple. Then take your pencil and go back and do them. (Example $13 - 3$ or $17 - 7$)

e And now—see if you can use the facts you've circled and solved to help you figure out the rest!

$\begin{array}{r} 15 \\ - 2 \\ \hline \end{array}$	$\begin{array}{r} 14 \\ - 6 \\ \hline \end{array}$	$\begin{array}{r} 13 \\ - 3 \\ \hline \end{array}$	$\begin{array}{r} 10 \\ - 2 \\ \hline \end{array}$	$\begin{array}{r} 14 \\ - 7 \\ \hline \end{array}$	$\begin{array}{r} 14 \\ - 8 \\ \hline \end{array}$	$\begin{array}{r} 19 \\ - 9 \\ \hline \end{array}$
--	--	--	--	--	--	--

$\begin{array}{r} 15 \\ - 5 \\ \hline \end{array}$	$\begin{array}{r} 17 \\ - 8 \\ \hline \end{array}$	$\begin{array}{r} 17 \\ - 10 \\ \hline \end{array}$	$\begin{array}{r} 11 \\ - 2 \\ \hline \end{array}$	$\begin{array}{r} 16 \\ - 8 \\ \hline \end{array}$	$\begin{array}{r} 18 \\ - 8 \\ \hline \end{array}$	$\begin{array}{r} 19 \\ - 2 \\ \hline \end{array}$
--	--	---	--	--	--	--

$\begin{array}{r} 18 \\ - 9 \\ \hline \end{array}$	$\begin{array}{r} 10 \\ - 5 \\ \hline \end{array}$	$\begin{array}{r} 18 \\ - 4 \\ \hline \end{array}$	$\begin{array}{r} 19 \\ - 10 \\ \hline \end{array}$	$\begin{array}{r} 13 \\ - 2 \\ \hline \end{array}$	$\begin{array}{r} 14 \\ - 4 \\ \hline \end{array}$	$\begin{array}{r} 11 \\ - 5 \\ \hline \end{array}$
--	--	--	---	--	--	--

$\begin{array}{r} 16 \\ - 9 \\ \hline \end{array}$	$\begin{array}{r} 14 \\ - 10 \\ \hline \end{array}$	$\begin{array}{r} 12 \\ - 10 \\ \hline \end{array}$	$\begin{array}{r} 16 \\ - 10 \\ \hline \end{array}$	$\begin{array}{r} 14 \\ - 8 \\ \hline \end{array}$	$\begin{array}{r} 12 \\ - 9 \\ \hline \end{array}$	$\begin{array}{r} 20 \\ - 10 \\ \hline \end{array}$
--	---	---	---	--	--	---

$\begin{array}{r} 120 \\ - 60 \\ \hline \end{array}$	$\begin{array}{r} 83 \\ - 10 \\ \hline \end{array}$	$\begin{array}{r} 140 \\ - 70 \\ \hline \end{array}$	$\begin{array}{r} 160 \\ - 80 \\ \hline \end{array}$	$\begin{array}{r} 29 \\ - 2 \\ \hline \end{array}$	$\begin{array}{r} 180 \\ - 90 \\ \hline \end{array}$	$\begin{array}{r} 48 \\ - 8 \\ \hline \end{array}$
--	---	--	--	--	--	--

NAME _____

DATE _____

Sara's Pockets

1 Sara has 4 coins in her right pocket. Together, they are worth 30¢. What 4 coins does Sara have in her right pocket? Show your work.

The 4 coins Sara has in her right pocket are _____

2 Sara has 7 coins in her left pocket. Together, they are worth 24¢. What 7 coins does Sara have in her left pocket? Show your work.

The 7 coins Sara has in her left pocket are _____

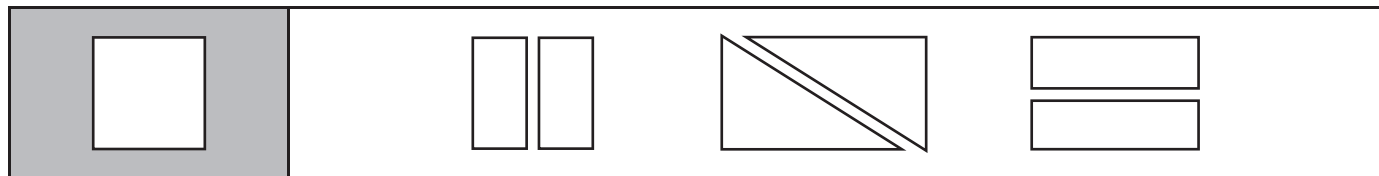
NAME _____

DATE _____

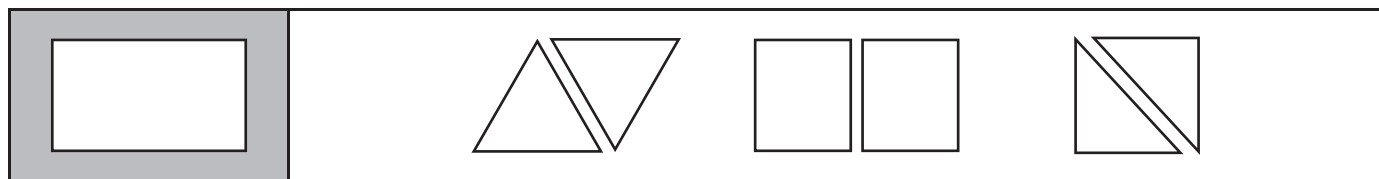
Halves

1 Circle the correct answer.

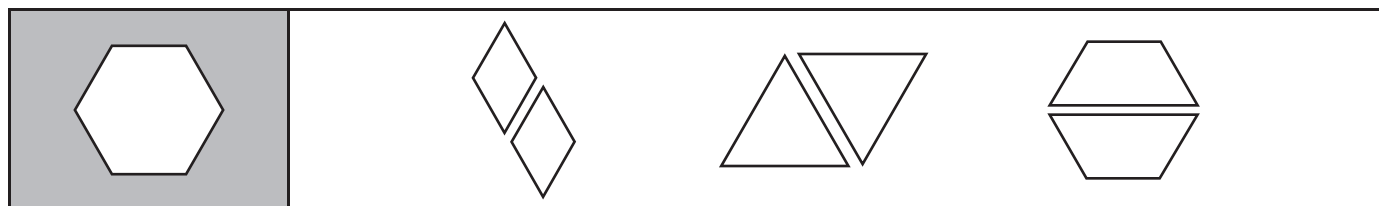
a If you cut this square in half, what two shapes will you get?



b If you cut this rectangle in half, what two shapes will you get?



c If you cut this hexagon in half, what two shapes will you get?



2 Subtract:

$$\begin{array}{r} 10 \\ - 5 \\ \hline \end{array}$$

$$\begin{array}{r} 16 \\ - 8 \\ \hline \end{array}$$

$$\begin{array}{r} 20 \\ - 10 \\ \hline \end{array}$$

$$\begin{array}{r} 12 \\ - 6 \\ \hline \end{array}$$

$$\begin{array}{r} 14 \\ - 7 \\ \hline \end{array}$$

$$\begin{array}{r} 18 \\ - 9 \\ \hline \end{array}$$

$$\begin{array}{r} 6 \\ - 3 \\ \hline \end{array}$$

$$\begin{array}{r} 40 \\ - 20 \\ \hline \end{array}$$

$$\begin{array}{r} 60 \\ - 30 \\ \hline \end{array}$$

$$\begin{array}{r} 24 \\ - 12 \\ \hline \end{array}$$

$$\begin{array}{r} 30 \\ - 15 \\ \hline \end{array}$$

$$\begin{array}{r} 80 \\ - 40 \\ \hline \end{array}$$

$$\begin{array}{r} 100 \\ - 50 \\ \hline \end{array}$$

$$\begin{array}{r} 22 \\ - 11 \\ \hline \end{array}$$

$$\begin{array}{r} 400 \\ - 200 \\ \hline \end{array}$$

$$\begin{array}{r} 600 \\ - 300 \\ \hline \end{array}$$

$$\begin{array}{r} 200 \\ - 100 \\ \hline \end{array}$$

$$\begin{array}{r} 120 \\ - 60 \\ \hline \end{array}$$

$$\begin{array}{r} 180 \\ - 90 \\ \hline \end{array}$$

$$\begin{array}{r} 160 \\ - 80 \\ \hline \end{array}$$

$$\begin{array}{r} 140 \\ - 70 \\ \hline \end{array}$$

NAME _____

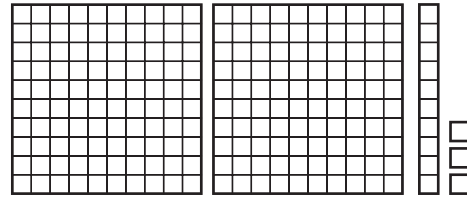
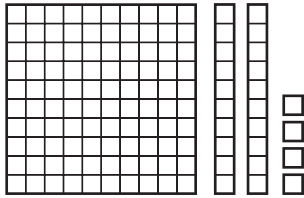
DATE _____

Comparing Numbers to 300

1 Count to find out which set of base ten pieces in each pair is greater and which is less. Write numbers and signs to show.

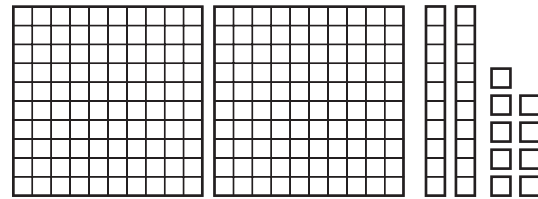
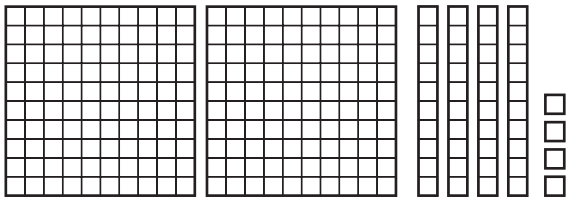
< less than = the same as > greater than

example

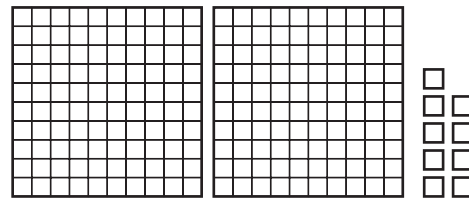
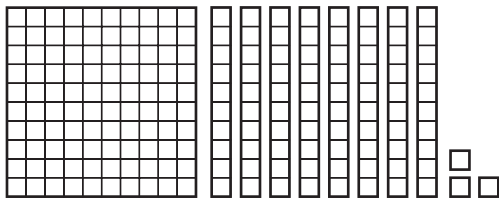


$$\underline{124} < \underline{213}$$

a



b



2 Read the numbers in the box. Then write them in order on the lines from least to greatest.

261	107	67	113	204
-----	-----	----	-----	-----

_____ least


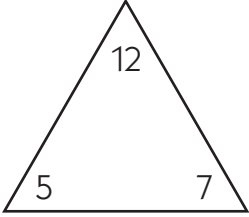

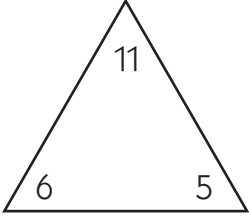

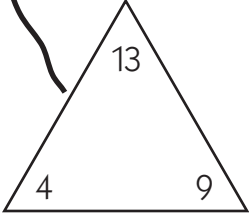

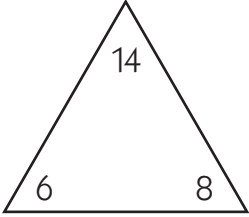

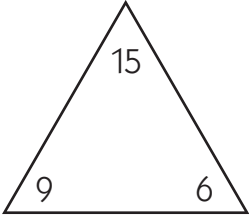
_____ greatest

NAME _____

DATE _____

Fact Family Triangles

Match each Unifix train to its fact family triangle. Then write 2 addition and 2 subtraction sentences to match. Write them under the train.

<p>example</p>  <p> $4 + 9 = 13$ $9 + 4 = 13$ $13 - 4 = 9$ $13 - 9 = 4$ </p>	
<p>1</p> 	
<p>2</p> 	
<p>3</p> 	
<p>4</p> 	

NAME _____

DATE _____

Bowls & Vans

1 Josh got 12 goldfish. He wants to put 3 goldfish in each little fishbowl. How many little fishbowls will he need? Show your work.

Josh will need _____ little fishbowls.



CHALLENGE

2 36 kids are going to the park. Each van can hold 6 kids. How many vans will they need to take all the kids to the park? Show your work.

They will need _____ vans to take all the kids to the park.





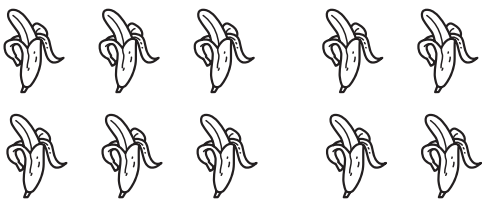
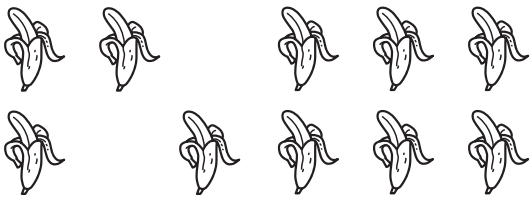




NAME _____

DATE _____

Puzzles about Ten & More

1 Fill in the missing numbers to solve these equations. Use the pictures to help.

<p>a _____ = 5 + 5</p> 	<p>b 10 = 2 + 4 + _____</p> 
<p>c 10 = _____ + 2</p> 	<p>d 7 + _____ = 10</p> 
<p>e 10 - _____ = 4</p> 	<p>f 10 - _____ = 7</p> 
<p>g 4 + 5 = _____ + 7</p> 	<p>h 10 - 5 = 2 + _____</p> 

2 Fill in the missing numbers to solve these equations.

$5 + 4 + 1 = \underline{\quad}$

$6 + 4 + \underline{\quad} = 13$

$5 + \underline{\quad} + 9 = 19$

$16 - \underline{\quad} = 6$

$14 - \underline{\quad} = 7$

$12 - 6 = \underline{\quad}$

$10 - 3 = 2 + \underline{\quad}$

$12 - 6 = 2 + \underline{\quad}$

$16 - 8 = \underline{\quad} + 1$



CHALLENGE

3 Fill in the missing numbers to solve these equations.

$90 - 30 = 20 + \underline{\quad}$

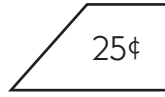
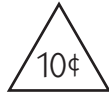
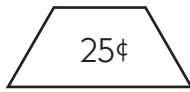
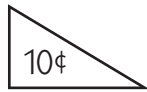
$143 - 11 = 127 + \underline{\quad}$

$160 - 18 = \underline{\quad} + 15$

NAME _____

DATE _____

Another Trip to the Shapes Shop



Triangles

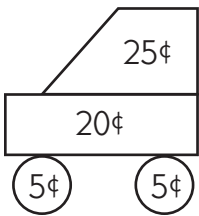
Trapezoids

Circles

Squares

Rectangles

1 How much does this shape picture cost? Circle the coins you could use to pay for it.



2 Draw a vehicle (car, boat, truck, plane, scooter, bike, skateboard) that costs 75¢. Label your picture with the prices. Add the numbers to check your work.

NAME _____

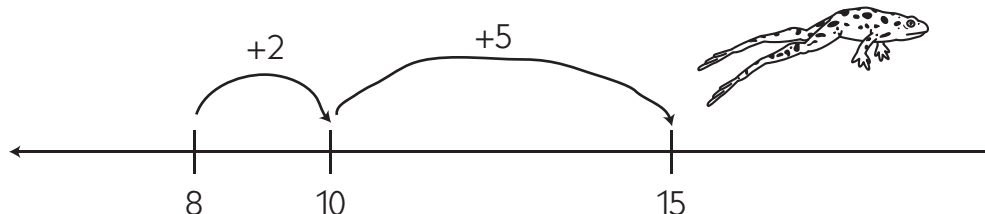
DATE _____

Make Tens to Subtract

DJ Hopper says you can use what you know about making tens to help subtract.

If the fact is $15 - 8$, you can think about making a ten ($8 + 2 = 10$) and then adding 5 more to get to 15. DJ likes to show his work on the number line, like this.

$$15 - 8 = \underline{7}$$



1 Make hops on the number line and label them to solve subtraction problems.

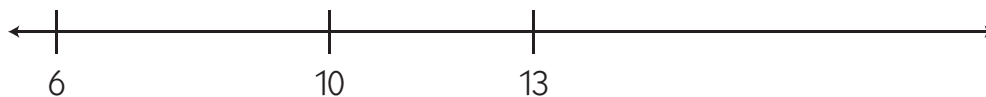
a $14 - 7 = \underline{\quad}$



b $16 - 9 = \underline{\quad}$



c $13 - 6 = \underline{\quad}$



d $14 - 8 = \underline{\quad}$



NAME _____

DATE _____

Books & Granola Bars

1 Jose, Matt, and Dani went to the library. They each checked out 5 books. How many books is that in all? Show your work.

Jose, Matt, and Dani checked out _____ books in all.



CHALLENGE

2 Show your work on each problem. 4 granola bars cost \$2.00.

a How much does 1 granola bar cost? _____

b How much do 2 granola bars cost? _____

c How much do 5 granola bars cost? _____








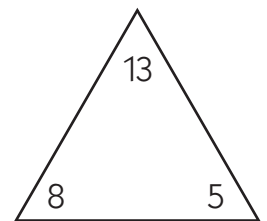
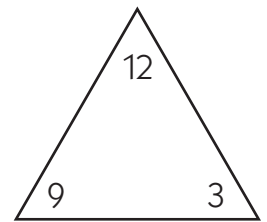
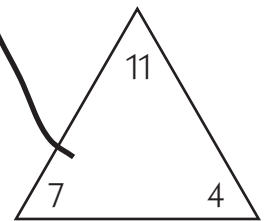
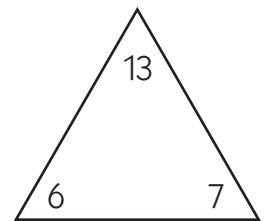
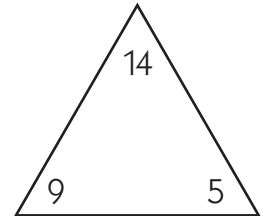
NAME _____

DATE _____

More Fact Family Triangles

Match each Unifix train to its fact family triangle. Then write 2 addition and 2 subtraction sentences to match. Write them under the train.

example	 $4 + 7 = 11$ $7 + 4 = 11$ $11 - 4 = 7$ $11 - 7 = 4$
1	
2	
3	
4	



NAME _____

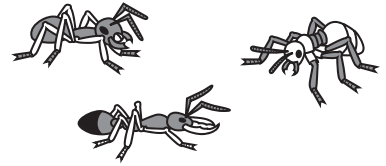
DATE _____

Ants & the Number Box

1 There are 4 lines of ants. There are 5 ants in every line. The queen wants 30 ants for her parade.

a How many ants are lined up right now? Show your work.

b How many more ants need to line up? Show your work.



CHALLENGE

2 Use the numbers in the box.

18	11	3	5
23	16	10	
6	12	4	17

a Find 2 numbers whose sum is 21. _____

b Find 2 numbers whose sum is 29. _____

c Find 2 numbers whose difference is 10. _____

d Find 2 numbers whose difference is 14. _____

e Find 4 numbers that have the smallest total. _____

NAME _____

DATE _____

Adding & Subtracting Tens

1	2	3	4	5	6	7	8	9	10
11	12	13	14	15	16	17	18	19	20
21	22	23	24	25	26	27	28	29	30
31	32	33	34	35	36	37	38	39	40
41	42	43	44	45	46	47	48	49	50
51	52	53	54	55	56	57	58	59	60
61	62	63	64	65	66	67	68	69	70
71	72	73	74	75	76	77	78	79	80
81	82	83	84	85	86	87	88	89	90
91	92	93	94	95	96	97	98	99	100

1 Add. Use the Hundreds Grid to help.

$$\begin{array}{r} 50 \\ + 10 \\ \hline \end{array}$$

$$\begin{array}{r} 38 \\ + 10 \\ \hline \end{array}$$

$$\begin{array}{r} 45 \\ + 10 \\ \hline \end{array}$$

$$\begin{array}{r} 66 \\ + 10 \\ \hline \end{array}$$

$$\begin{array}{r} 79 \\ + 10 \\ \hline \end{array}$$

$$\begin{array}{r} 53 \\ + 10 \\ \hline \end{array}$$

$$\begin{array}{r} 26 \\ + 10 \\ \hline \end{array}$$

$$\begin{array}{r} 19 \\ + 10 \\ \hline \end{array}$$

$$\begin{array}{r} 21 \\ + 10 \\ \hline \end{array}$$

$$\begin{array}{r} 81 \\ + 10 \\ \hline \end{array}$$

$$\begin{array}{r} 37 \\ + 10 \\ \hline \end{array}$$

$$\begin{array}{r} 40 \\ + 10 \\ \hline \end{array}$$

$$\begin{array}{r} 72 \\ + 10 \\ \hline \end{array}$$

$$\begin{array}{r} 27 \\ + 10 \\ \hline \end{array}$$

2 Subtract. Use the Hundreds Grid to help.

$$\begin{array}{r} 75 \\ - 10 \\ \hline \end{array}$$

$$\begin{array}{r} 55 \\ - 10 \\ \hline \end{array}$$

$$\begin{array}{r} 42 \\ - 10 \\ \hline \end{array}$$

$$\begin{array}{r} 99 \\ - 10 \\ \hline \end{array}$$

$$\begin{array}{r} 87 \\ - 10 \\ \hline \end{array}$$

$$\begin{array}{r} 18 \\ - 10 \\ \hline \end{array}$$

$$\begin{array}{r} 21 \\ - 10 \\ \hline \end{array}$$

$$\begin{array}{r} 47 \\ - 10 \\ \hline \end{array}$$

$$\begin{array}{r} 14 \\ - 10 \\ \hline \end{array}$$

$$\begin{array}{r} 51 \\ - 10 \\ \hline \end{array}$$

$$\begin{array}{r} 39 \\ - 10 \\ \hline \end{array}$$

$$\begin{array}{r} 28 \\ - 10 \\ \hline \end{array}$$

$$\begin{array}{r} 77 \\ - 10 \\ \hline \end{array}$$

$$\begin{array}{r} 94 \\ - 10 \\ \hline \end{array}$$


NAME _____

DATE _____

Apples & Snow People

1 There are 7 apples. Every apple has 5 seeds. How many seeds do they have in all? Show your work.

The 7 apples have _____ seeds in all.



CHALLENGE

2 Amy and her friends are making snow people. They use 2 stones for the eyes, 5 stones for the mouth, and 5 stones for buttons. How many stones will it take to make 7 snow people? Show your work.

It will take _____ stones to make 7 snow people




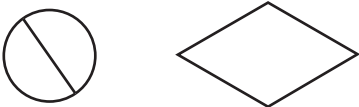


NAME _____

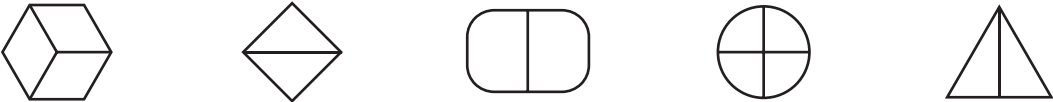

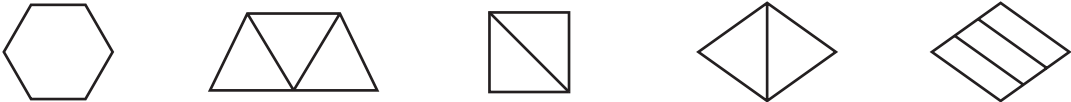
DATE _____

Half & Half





1 Circle the shape that shows two halves.

<p>a</p> 	<p>b</p> 
<p>c</p> 	<p>d</p> 

2 Circle the shapes that show two halves. Then color in half of each of them.

<p>a</p> 
<p>b</p> 
<p>c</p> 

3 Color $\frac{1}{2}$ of the objects in each box.

<p>a</p> 	<p>b</p> 
<p>c</p> 	<p>d</p> 

NAME _____

DATE _____

Sharing Stories

1 Rob had 16 shells. He gave half of them to his brother. How many shells does Rob have now? Show your work.

Rob has _____ shells now.



CHALLENGE

2 Jess had 28 marbles. She gave half of them to Eli. Then Jess gave half of the marbles she had left to her sister. How many marbles does Jess have now? Show your work.

Jess has _____ marbles now.


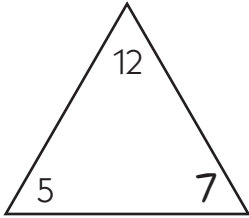

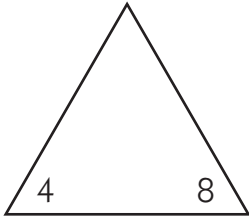

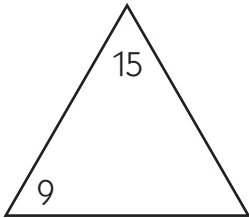

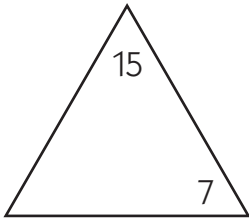


NAME _____

DATE _____

Missing Numbers

1 One number from each family is lost! Write the missing number in the triangle. Use the pictures to help. Then write 2 addition and 2 subtraction sentences to match.

<p>example</p> 		$5 + 7 = 12$ $7 + 5 = 12$ $12 - 5 = 7$ $12 - 7 = 5$
<p>a</p> 		
<p>b</p> 		
<p>c</p> 		

2 Fill in the missing numbers to solve these equations.

$6 + 7 + 3 = \underline{\quad}$

$8 + 1 + \underline{\quad} = 18$

$5 + \underline{\quad} + 2 = 13$

$13 - \underline{\quad} = 8$

$12 - \underline{\quad} = 7$

$12 - 4 = \underline{\quad}$



CHALLENGE

3 Fill in the missing numbers to solve these equations.

$40 + 18 + 23 = \underline{\quad}$

$60 + 47 + \underline{\quad} = 126$

$\underline{\quad} + 67 + 26 = 131$

NAME _____

DATE _____

Pet Shop Equations

1 Draw a line to match each problem with its equation. Then find the answers.

a The pet shop owner had 14 hamsters. She sold 5 of them on Monday and 3 of them on Tuesday. How many hamsters does she have left?

$$9 - 2 + 8 = \underline{\hspace{2cm}}$$

b There were 12 puppies in the pen. The pet shop owner sold some of them. Now there are 7 puppies in the pen. How many puppies did she sell?

$$14 - 5 - 3 = \underline{\hspace{2cm}}$$

c The pet shop owner got 9 rabbits yesterday. A family came in and bought 2 of them. Then the shop owner got 8 more rabbits. How many rabbits does she have now?

$$6 + \underline{\hspace{2cm}} = 13$$

d There were 16 fish in the big tank. The shop owner moved some of them. Now there are only 9 fish in the big tank. How many did the shop owner move?

$$12 - \underline{\hspace{2cm}} = 7$$

e The shop owner had 6 kittens. Then she got some more kittens. Now she has 13 kittens. How many kittens did she get?

$$16 - \underline{\hspace{2cm}} = 9$$



CHALLENGE

2 Solve these equations.

$$2 + 5 - 4 + 8 = \underline{\hspace{2cm}}$$

$$30 - 20 + \underline{\hspace{2cm}} = 25$$

$$8 + 12 + 34 = \underline{\hspace{2cm}}$$

$$\underline{\hspace{2cm}} + 5 = 21$$

$$20 + 30 - \underline{\hspace{2cm}} = 30 - 5$$

$$250 + 48 + 2 = \underline{\hspace{2cm}}$$

$$90 + 170 + 64 = \underline{\hspace{2cm}}$$

$$14 + 227 - \underline{\hspace{2cm}} = 227 - 9$$

$$123 + 48 - \underline{\hspace{2cm}} = 123 - 5$$

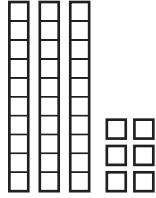
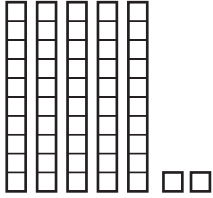

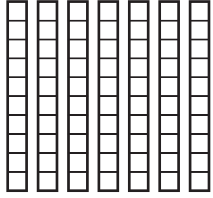
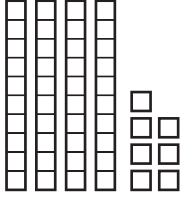
$$350 + 118 + 6 = \underline{\hspace{2cm}}$$

NAME _____






DATE _____

Tens & Ones

1 Tell how many tens and ones there are in each set of base ten pieces. Then write an equation to show the total.

example 	10's	1's
	3	6
	Equation	
	$30 + 6 = 36$	
a 	10's	1's
	Equation	
b 	10's	1's
	Equation	
c 	10's	1's
	Equation	
d 	10's	1's
	Equation	

2 Tell how many dimes and pennies there are in each box. Then write an equation to show the total.

example 	Dimes	Pennies
	2	1
	Equation	
	$20¢ + 1¢ = 21¢$	
a 	Dimes	Pennies
	Equation	
b 	Dimes	Pennies
	Equation	
c 	Dimes	Pennies
	Equation	
d 	Dimes	Pennies
	Equation	

NAME _____

DATE _____

Nuts & Carrots

1 The squirrels are hiding nuts for the winter. Three of the squirrels each got 4 nuts. Five of the squirrels each got 5 nuts. How many nuts do they have in all? Show your work.


The squirrels got _____ nuts in all.



CHALLENGE

2 The zookeeper brought 9 bunches of carrots for the elephants. Each bunch had 5 carrots. He gave one of the elephants 24 carrots. How many carrots were left for the other elephants? Show your work.

There were _____ carrots left for the other elephants.






NAME _____

DATE _____

Different Ways to Look at 300

1 Use the pictures to help fill in the chart.

<p>a Sara built 300 with mats.</p> <p>There are _____ hundreds in 300.</p>	
<p>b Her brother traded in each mat for ten strips.</p> <p>There are _____ tens in 300.</p>	
<p>c If you traded in all the strips for units, how many ones would that be?</p> <p>There are _____ ones in 300.</p> 	


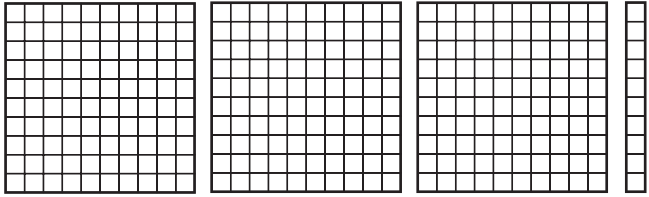
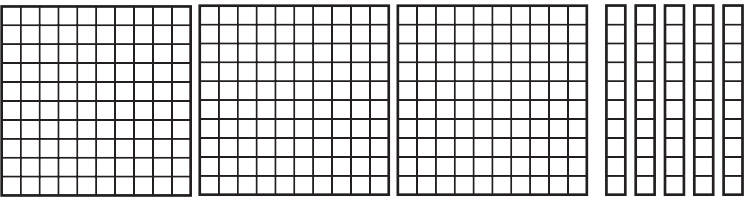
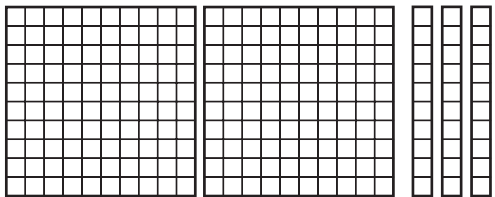
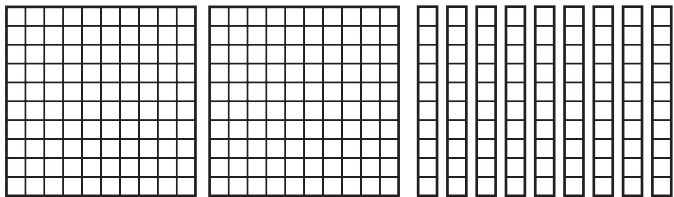
2 Check to make sure there are really 300 units. Loop groups of 10's in different colors. Then label the groups of 10. (10, 20, 30,...)

NAME _____

DATE _____

Different Ways to Look at the Same Number

Tell how many hundreds, tens, and ones there are in each number. Use the pictures to help.


<p>example</p> <p>There are <u>2</u> hundreds in 280.</p> <p>There are <u>28</u> tens in 280.</p> <p>There are <u>280</u> ones in 280.</p>	
<p>1</p> <p>There are _____ hundreds in 310.</p> <p>There are _____ tens in 310.</p> <p>There are _____ ones in 310.</p>	
<p>2</p> <p>There are _____ hundreds in 350.</p> <p>There are _____ tens in 350.</p> <p>There are _____ ones in 350.</p>	
<p>3</p> <p>There are _____ hundreds in 230.</p> <p>There are _____ tens in 230.</p> <p>There are _____ ones in 230.</p>	
<p>4</p> <p>There are _____ hundreds in 290.</p> <p>There are _____ tens in 290.</p> <p>There are _____ ones in 290.</p>	

NAME _____




DATE _____

Time & Money Problems




1 Solve these coin problems. You can use quarters, dimes, nickels, and/or pennies.

<p>a Draw 56¢ using 4 coins.</p>	<p>b Draw 66¢ using 5 coins.</p>
<p>c Draw 29¢ using 5 coins.</p>	<p> d Draw \$1.34 using 10 coins.</p>

2 Fill in the circle next to the correct time.

<p>a <input type="radio"/> 6:15 <input type="radio"/> 6:45</p> 	<p>b <input type="radio"/> 4:30 <input type="radio"/> 3:30</p> 	<p>c <input type="radio"/> 2:00 <input type="radio"/> 2:15</p> 
--	---	--

3 Draw the two hands on the clock to show the time.



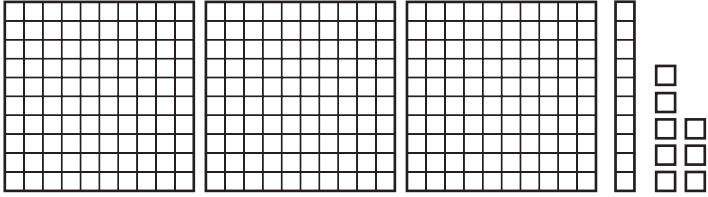
<p>a 6:45</p> 	<p>b 3:30</p> 	<p>c 7:15</p> 
--	---	--

NAME _____

DATE _____

Hundreds, Tens & Ones

1 Tell how many hundreds, tens, and ones there are in each number. Use the pictures to help.

<p>example</p> <p>There are <u>2</u> hundreds in 265.</p> <p>There are <u>26</u> tens in 265.</p> <p>There are <u>265</u> ones in 265.</p>	
<p>a</p> <p>There are _____ hundreds in 247.</p> <p>There are _____ tens in 247.</p> <p>There are _____ ones in 247.</p>	
<p>b</p> <p>There are _____ hundreds in 318.</p> <p>There are _____ tens in 318.</p> <p>There are _____ ones in 318.</p>	



CHALLENGE

2 Find the number on the right that matches the number on the left. Draw a line to show.

a 5 hundreds + 2 tens + 9 ones	420 ones
b 42 tens	52 tens + 9 ones
c 30 tens + 9 ones	2 hundreds + 14 tens + 9 ones
d 3 hundreds + 49 ones	1 hundred + 20 tens + 9 ones


NAME _____

DATE _____

Shopping & the Number Box

1 Erika went to the store. She got a pencil for 15¢ and a tablet for 25¢. She gave the storekeeper 50¢. How much money did she get back? Show your work.

Erika got _____ back.



CHALLENGE

2 Use the numbers in the box to solve the problems below.

15	24	6	8	3	17	4	20	32	10
----	----	---	---	---	----	---	----	----	----

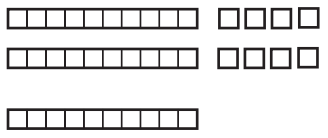
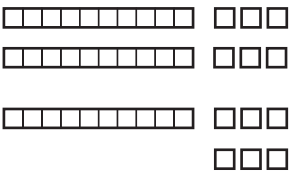


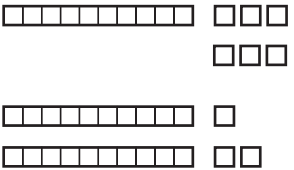

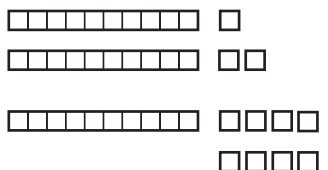

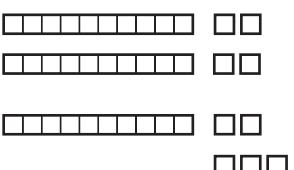
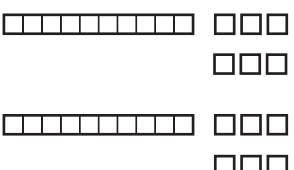
- a Find 2 numbers whose sum is 40. _____
- b Find 2 numbers whose sum is 18. _____
- c Find 2 other numbers whose sum is 18. _____
- d Find 2 numbers whose difference is 12. _____
- e Find 3 numbers that have the largest total _____
- f What is the total of those 3 numbers? Show your work.

NAME _____

DATE _____

Base Ten Addition

Add. Use the pictures of base ten pieces to help.

<p>1</p>  $\begin{array}{r} 28 \\ + 10 \\ \hline \end{array}$	<p>2</p>  $\begin{array}{r} 26 \\ + 16 \\ \hline \end{array}$
<p>3</p>  $\begin{array}{r} 34 \\ + 17 \\ \hline \end{array}$	<p>4</p>  $\begin{array}{r} 25 \\ + 26 \\ \hline \end{array}$
<p>5</p>  $\begin{array}{r} 16 \\ + 23 \\ \hline \end{array}$	<p>6</p>  $\begin{array}{r} 39 \\ + 14 \\ \hline \end{array}$
<p>7</p>  $\begin{array}{r} 23 \\ + 18 \\ \hline \end{array}$	<p>8</p>  $\begin{array}{r} 27 \\ + 27 \\ \hline \end{array}$
<p>9</p>  $\begin{array}{r} 24 \\ + 15 \\ \hline \end{array}$	<p>10</p>  $\begin{array}{r} 16 \\ + 16 \\ \hline \end{array}$


NAME _____

DATE _____

Shopping Problems

1 Alex went to the store. She bought an orange for 25¢, an apple for 24¢, and a banana for 23¢. How much money did she spend in all? Show your work.


Alex spent _____ in all.



CHALLENGE

2 Jake has three quarters and 4 nickels. An apple costs 20¢. How many apples can Jake buy? Show your work.

Jake can buy _____ apples.


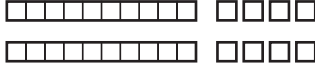
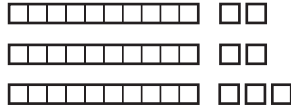
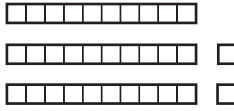

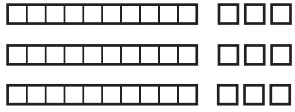
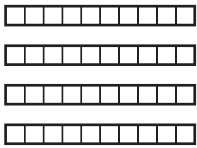

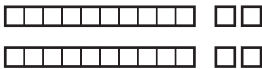
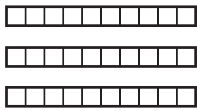


NAME _____

DATE _____

Base Ten Subtraction

Subtract. Use the pictures of base ten pieces to help.

<p>ex</p>  $\begin{array}{r} 36 \\ - 17 \\ \hline 19 \end{array}$	<p>1</p>  $\begin{array}{r} 28 \\ - 12 \\ \hline \end{array}$
<p>2</p>  $\begin{array}{r} 37 \\ - 17 \\ \hline \end{array}$	<p>3</p>  $\begin{array}{r} 32 \\ - 15 \\ \hline \end{array}$
<p>4</p>  $\begin{array}{r} 27 \\ - 19 \\ \hline \end{array}$	<p>5</p>  $\begin{array}{r} 39 \\ - 14 \\ \hline \end{array}$
<p>6</p>  $\begin{array}{r} 40 \\ - 25 \\ \hline \end{array}$	<p>7</p>  $\begin{array}{r} 22 \\ - 8 \\ \hline \end{array}$
<p>8</p>  $\begin{array}{r} 24 \\ - 12 \\ \hline \end{array}$	<p>9</p>  $\begin{array}{r} 30 \\ - 15 \\ \hline \end{array}$

NAME _____

DATE _____

Coin Problems

1 Beckett had a quarter in his bank. His mom gave him another quarter for carrying in the groceries, and he found 2 nickels and 3 pennies in the car. How much money did he have in all? Show your work.

Beckett had _____ in all.



CHALLENGE

2 Willie, Donald, and Maya found a quarter, a dime, a nickel, and 2 pennies when they were cleaning the house. They traded their dad for some other coins that were worth the same amount of money and split up the money evenly. How much did they each get? Show your work.

Willie, Donald, and Maya each got _____.



NAME _____

DATE _____

Adding & Subtracting Tens & Nines

1 Add.

$$\begin{array}{r} 40 \\ + 10 \\ \hline \end{array}$$

$$\begin{array}{r} 40 \\ + 9 \\ \hline \end{array}$$

$$\begin{array}{r} 55 \\ + 10 \\ \hline \end{array}$$

$$\begin{array}{r} 55 \\ + 9 \\ \hline \end{array}$$

$$\begin{array}{r} 78 \\ + 10 \\ \hline \end{array}$$

$$\begin{array}{r} 78 \\ + 9 \\ \hline \end{array}$$

$$\begin{array}{r} 67 \\ + 20 \\ \hline \end{array}$$

$$\begin{array}{r} 16 \\ + 10 \\ \hline \end{array}$$

$$\begin{array}{r} 16 \\ + 9 \\ \hline \end{array}$$

$$\begin{array}{r} 72 \\ + 10 \\ \hline \end{array}$$

$$\begin{array}{r} 72 \\ + 9 \\ \hline \end{array}$$

$$\begin{array}{r} 24 \\ + 30 \\ \hline \end{array}$$

$$\begin{array}{r} 24 \\ + 29 \\ \hline \end{array}$$

$$\begin{array}{r} 36 \\ + 40 \\ \hline \end{array}$$

2 Subtract.

$$\begin{array}{r} 30 \\ - 10 \\ \hline \end{array}$$

$$\begin{array}{r} 30 \\ - 9 \\ \hline \end{array}$$

$$\begin{array}{r} 46 \\ - 10 \\ \hline \end{array}$$

$$\begin{array}{r} 46 \\ - 9 \\ \hline \end{array}$$

$$\begin{array}{r} 81 \\ - 10 \\ \hline \end{array}$$

$$\begin{array}{r} 81 \\ - 9 \\ \hline \end{array}$$

$$\begin{array}{r} 43 \\ - 20 \\ \hline \end{array}$$

$$\begin{array}{r} 35 \\ - 10 \\ \hline \end{array}$$

$$\begin{array}{r} 35 \\ - 9 \\ \hline \end{array}$$

$$\begin{array}{r} 29 \\ - 10 \\ \hline \end{array}$$





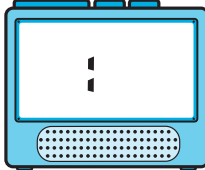
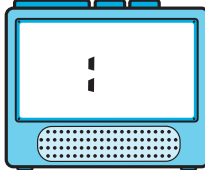
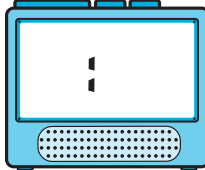
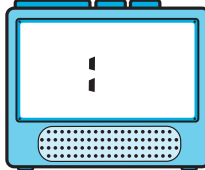
$$\begin{array}{r} 29 \\ - 9 \\ \hline \end{array}$$

$$\begin{array}{r} 75 \\ - 10 \\ \hline \end{array}$$

$$\begin{array}{r} 75 \\ - 9 \\ \hline \end{array}$$

$$\begin{array}{r} 68 \\ - 40 \\ \hline \end{array}$$

3 Read each of these clock faces and write the time on the digital clock.

<p>a</p> 	<p>b</p> 	<p>c</p> 	<p>d</p> 
			


NAME _____

DATE _____

Wheels

1 There are 10 bikes and 6 cars in the school parking lot. How many wheels in all? Show your work.

There are _____ wheels in the parking lot.



CHALLENGE

2 Ben saw some wagons and trikes on the playground. In all, he saw 27 wheels. How many wagons and how many trikes did he see? There are two possible answers. Can you find both of them? Show your work.

a

_____ wagons and _____ trikes

b

_____ wagons and _____ trikes

NAME _____

DATE _____

Place Value Practice

1 Read each number. Then write it in expanded form.

example fifty-six $56 = 50 + 6$	a thirty-two	b seventy-five
c eighteen	d seventy-four	e twenty-eight
f ninety-three	g forty-five	h sixty-seven

2 Add the numbers.

$60 + 8 = \underline{\quad}$

$20 + 3 = \underline{\quad}$

$50 + 9 = \underline{\quad}$

$70 + 15 = \underline{\quad}$

$40 + 17 = \underline{\quad}$

$10 + 18 = \underline{\quad}$

$60 + 14 = \underline{\quad}$

$50 + 13 = \underline{\quad}$

$50 + 19 = \underline{\quad}$

$$\begin{array}{r} 30 \\ + 19 \\ \hline \end{array}$$

$$\begin{array}{r} 60 \\ + 16 \\ \hline \end{array}$$

$$\begin{array}{r} 20 \\ + 17 \\ \hline \end{array}$$

$$\begin{array}{r} 40 \\ + 14 \\ \hline \end{array}$$

$$\begin{array}{r} 80 \\ + 11 \\ \hline \end{array}$$

$$\begin{array}{r} 40 \\ + 15 \\ \hline \end{array}$$

$$\begin{array}{r} 70 \\ + 12 \\ \hline \end{array}$$

3 Circle the correct answer.

a The 5 in 581 is in the	ones place	tens place	hundreds place
b The 5 in 358 is in the	ones place	tens place	hundreds place
c The 5 in 205 is in the	ones place	tens place	hundreds place
d The 5 in 502 is in the	ones place	tens place	hundreds place

NAME _____

DATE _____

Pencil Puppy & Pal

1 Fill in the bubble next to the correct answer to each question.

a The number on Pencil Puppy's dog tag has a 6 in the tens place. It has a 4 in the ones place. What is the number on her tag?

- 46 64 14 67

b The number on Pal's dog tag has a 7 in the tens place. It has a 3 in the ones place. What is the number on Pal's tag?

- 17 37 30 73

2 Fill in the correct answer.

a Pencil Puppy's house number has a 3 in the tens place.


It has a 5 in the ones place.

What is Pencil Puppy's house number? _____

b Pal's house number has a 7 in the ones place.

It has a 4 in the tens place.

What is Pal's house number? _____



3 Pencil Puppy has 43 pencils in her house. Pal has 29 pencils in his house. How many pencils do they have in all? Use numbers, pictures, and/or words to solve the problem and explain your answer.

Pencil Puppy and Pal have _____ pencils in all.

NAME _____

DATE _____

2-Digit Addition

1 Add. Use the pictures of base ten pieces to help.

<p>a</p> <div style="display: flex; align-items: center; justify-content: center;"> <div style="margin-right: 20px;"> <table style="border-collapse: collapse;"> <tr><td style="border: 1px solid black; width: 20px; height: 15px;"></td><td style="border: 1px solid black; width: 20px; height: 15px;"></td><td style="border: 1px solid black; width: 20px; height: 15px;"></td><td style="border: 1px solid black; width: 20px; height: 15px;"></td><td style="border: 1px solid black; width: 20px; height: 15px;"></td><td style="border: 1px solid black; width: 20px; height: 15px;"></td><td style="border: 1px solid black; width: 20px; height: 15px;"></td><td style="border: 1px solid black; width: 20px; height: 15px;"></td><td style="border: 1px solid black; width: 20px; height: 15px;"></td><td style="border: 1px solid black; width: 20px; height: 15px;"></td><td style="border: 1px solid black; width: 20px; height: 15px;"></td><td style="border: 1px solid black; width: 20px; height: 15px;"></td></tr> <tr><td style="border: 1px solid black; width: 20px; height: 15px;"></td><td style="border: 1px solid black; width: 20px; height: 15px;"></td><td style="border: 1px solid black; width: 20px; height: 15px;"></td><td style="border: 1px solid black; width: 20px; height: 15px;"></td><td style="border: 1px solid black; width: 20px; height: 15px;"></td><td style="border: 1px solid black; width: 20px; height: 15px;"></td><td style="border: 1px solid black; width: 20px; height: 15px;"></td><td style="border: 1px solid black; width: 20px; height: 15px;"></td><td style="border: 1px solid black; width: 20px; height: 15px;"></td><td style="border: 1px solid black; width: 20px; height: 15px;"></td><td style="border: 1px solid black; width: 20px; height: 15px;"></td><td style="border: 1px solid black; width: 20px; height: 15px;"></td></tr> <tr><td style="border: 1px solid black; width: 20px; height: 15px;"></td><td style="border: 1px solid black; width: 20px; height: 15px;"></td><td style="border: 1px solid black; width: 20px; height: 15px;"></td><td style="border: 1px solid black; width: 20px; height: 15px;"></td><td style="border: 1px solid black; width: 20px; height: 15px;"></td><td style="border: 1px solid black; width: 20px; height: 15px;"></td><td style="border: 1px solid black; width: 20px; height: 15px;"></td><td style="border: 1px solid black; width: 20px; height: 15px;"></td><td style="border: 1px solid black; width: 20px; height: 15px;"></td><td style="border: 1px solid black; width: 20px; height: 15px;"></td><td style="border: 1px solid black; width: 20px; height: 15px;"></td><td style="border: 1px solid black; width: 20px; height: 15px;"></td></tr> <tr><td style="border: 1px solid black; width: 20px; height: 15px;"></td><td style="border: 1px solid black; width: 20px; height: 15px;"></td><td style="border: 1px solid black; width: 20px; height: 15px;"></td><td style="border: 1px solid black; width: 20px; height: 15px;"></td><td style="border: 1px solid black; width: 20px; height: 15px;"></td><td style="border: 1px solid black; width: 20px; height: 15px;"></td><td style="border: 1px solid black; width: 20px; height: 15px;"></td><td style="border: 1px solid black; width: 20px; height: 15px;"></td><td style="border: 1px solid black; width: 20px; height: 15px;"></td><td style="border: 1px solid black; width: 20px; height: 15px;"></td><td style="border: 1px solid black; width: 20px; height: 15px;"></td><td style="border: 1px solid black; width: 20px; height: 15px;"></td></tr> </table> </div> <div style="margin-right: 20px;"> $\begin{array}{r} 36 \\ + 26 \\ \hline \end{array}$ </div> </div>																																																	<p>b</p> <div style="display: flex; align-items: center; justify-content: center;"> <div style="margin-right: 20px;"> <table style="border-collapse: collapse;"> <tr><td style="border: 1px solid black; width: 20px; height: 15px;"></td><td style="border: 1px solid black; width: 20px; height: 15px;"></td><td style="border: 1px solid black; width: 20px; height: 15px;"></td><td style="border: 1px solid black; width: 20px; height: 15px;"></td><td style="border: 1px solid black; width: 20px; height: 15px;"></td><td style="border: 1px solid black; width: 20px; height: 15px;"></td><td style="border: 1px solid black; width: 20px; height: 15px;"></td><td style="border: 1px solid black; width: 20px; height: 15px;"></td><td style="border: 1px solid black; width: 20px; height: 15px;"></td><td style="border: 1px solid black; width: 20px; height: 15px;"></td><td style="border: 1px solid black; width: 20px; height: 15px;"></td><td style="border: 1px solid black; width: 20px; height: 15px;"></td></tr> <tr><td style="border: 1px solid black; width: 20px; height: 15px;"></td><td style="border: 1px solid black; width: 20px; height: 15px;"></td><td style="border: 1px solid black; width: 20px; height: 15px;"></td><td style="border: 1px solid black; width: 20px; height: 15px;"></td><td style="border: 1px solid black; width: 20px; height: 15px;"></td><td style="border: 1px solid black; width: 20px; height: 15px;"></td><td style="border: 1px solid black; width: 20px; height: 15px;"></td><td style="border: 1px solid black; width: 20px; height: 15px;"></td><td style="border: 1px solid black; width: 20px; height: 15px;"></td><td style="border: 1px solid black; width: 20px; height: 15px;"></td><td style="border: 1px solid black; width: 20px; height: 15px;"></td><td style="border: 1px solid black; width: 20px; height: 15px;"></td></tr> <tr><td style="border: 1px solid black; width: 20px; height: 15px;"></td><td style="border: 1px solid black; width: 20px; height: 15px;"></td><td style="border: 1px solid black; width: 20px; height: 15px;"></td><td style="border: 1px solid black; width: 20px; height: 15px;"></td><td style="border: 1px solid black; width: 20px; height: 15px;"></td><td style="border: 1px solid black; width: 20px; height: 15px;"></td><td style="border: 1px solid black; width: 20px; height: 15px;"></td><td style="border: 1px solid black; width: 20px; height: 15px;"></td><td style="border: 1px solid black; width: 20px; height: 15px;"></td><td style="border: 1px solid black; width: 20px; height: 15px;"></td><td style="border: 1px solid black; width: 20px; height: 15px;"></td><td style="border: 1px solid black; width: 20px; height: 15px;"></td></tr> <tr><td style="border: 1px solid black; width: 20px; height: 15px;"></td><td style="border: 1px solid black; width: 20px; height: 15px;"></td><td style="border: 1px solid black; width: 20px; height: 15px;"></td><td style="border: 1px solid black; width: 20px; height: 15px;"></td><td style="border: 1px solid black; width: 20px; height: 15px;"></td><td style="border: 1px solid black; width: 20px; height: 15px;"></td><td style="border: 1px solid black; width: 20px; height: 15px;"></td><td style="border: 1px solid black; width: 20px; height: 15px;"></td><td style="border: 1px solid black; width: 20px; height: 15px;"></td><td style="border: 1px solid black; width: 20px; height: 15px;"></td><td style="border: 1px solid black; width: 20px; height: 15px;"></td><td style="border: 1px solid black; width: 20px; height: 15px;"></td></tr> </table> </div> <div style="margin-right: 20px;"> $\begin{array}{r} 39 \\ + 14 \\ \hline \end{array}$ </div> </div>																																																

2 When Pencil Puppy does 2-digit addition, she adds the tens first. Next, she adds the ones. Then she adds the two numbers to get the answer. Try her strategy.

<p>example</p> <table style="margin-left: auto; margin-right: auto; border-collapse: collapse;"> <tr><th style="padding: 5px;">Tens</th><th style="padding: 5px;">Ones</th></tr> <tr><td style="text-align: center; padding: 10px;">3</td><td style="text-align: center; padding: 10px;">7</td></tr> <tr><td colspan="2" style="text-align: center; padding: 5px;">+</td></tr> <tr><td style="text-align: center; padding: 10px;">2</td><td style="text-align: center; padding: 10px;">7</td></tr> </table> <hr style="width: 80%; margin: 10px auto;"/> <p>30 + 20 = <u>50</u></p> <p>7 + 7 = <u>14</u></p> <p>50 + 14 = <u>64</u></p>	Tens	Ones	3	7	+		2	7	<p>a</p> <table style="margin-left: auto; margin-right: auto; border-collapse: collapse;"> <tr><th style="padding: 5px;">Tens</th><th style="padding: 5px;">Ones</th></tr> <tr><td style="text-align: center; padding: 10px;">4</td><td style="text-align: center; padding: 10px;">8</td></tr> <tr><td colspan="2" style="text-align: center; padding: 5px;">+</td></tr> <tr><td style="text-align: center; padding: 10px;">3</td><td style="text-align: center; padding: 10px;">4</td></tr> </table> <hr style="width: 80%; margin: 10px auto;"/> <p>40 + 30 = _____</p> <p>8 + 4 = _____</p> <p>70 + 12 = _____</p>	Tens	Ones	4	8	+		3	4	<p>b</p> <table style="margin-left: auto; margin-right: auto; border-collapse: collapse;"> <tr><th style="padding: 5px;">Tens</th><th style="padding: 5px;">Ones</th></tr> <tr><td style="text-align: center; padding: 10px;">5</td><td style="text-align: center; padding: 10px;">8</td></tr> <tr><td colspan="2" style="text-align: center; padding: 5px;">+</td></tr> <tr><td style="text-align: center; padding: 10px;">2</td><td style="text-align: center; padding: 10px;">8</td></tr> </table> <hr style="width: 80%; margin: 10px auto;"/> <p>50 + 20 = _____</p> <p>8 + 8 = _____</p> <p>70 + 16 = _____</p>	Tens	Ones	5	8	+		2	8
Tens	Ones																									
3	7																									
+																										
2	7																									
Tens	Ones																									
4	8																									
+																										
3	4																									
Tens	Ones																									
5	8																									
+																										
2	8																									
<p>c</p> <table style="margin-left: auto; margin-right: auto; border-collapse: collapse;"> <tr><th style="padding: 5px;">Tens</th><th style="padding: 5px;">Ones</th></tr> <tr><td style="text-align: center; padding: 10px;">2</td><td style="text-align: center; padding: 10px;">5</td></tr> <tr><td colspan="2" style="text-align: center; padding: 5px;">+</td></tr> <tr><td style="text-align: center; padding: 10px;">6</td><td style="text-align: center; padding: 10px;">9</td></tr> </table> <hr style="width: 80%; margin: 10px auto;"/> <p>20 + 60 = _____</p> <p>5 + 9 = _____</p> <p>_____ + _____ = _____</p>	Tens	Ones	2	5	+		6	9	<p>d</p> <table style="margin-left: auto; margin-right: auto; border-collapse: collapse;"> <tr><th style="padding: 5px;">Tens</th><th style="padding: 5px;">Ones</th></tr> <tr><td style="text-align: center; padding: 10px;">3</td><td style="text-align: center; padding: 10px;">4</td></tr> <tr><td colspan="2" style="text-align: center; padding: 5px;">+</td></tr> <tr><td style="text-align: center; padding: 10px;">5</td><td style="text-align: center; padding: 10px;">9</td></tr> </table> <hr style="width: 80%; margin: 10px auto;"/> <p>30 + 50 = _____</p> <p>4 + 9 = _____</p> <p>_____ + _____ = _____</p>	Tens	Ones	3	4	+		5	9	<p>e</p> <table style="margin-left: auto; margin-right: auto; border-collapse: collapse;"> <tr><th style="padding: 5px;">Tens</th><th style="padding: 5px;">Ones</th></tr> <tr><td style="text-align: center; padding: 10px;">4</td><td style="text-align: center; padding: 10px;">5</td></tr> <tr><td colspan="2" style="text-align: center; padding: 5px;">+</td></tr> <tr><td style="text-align: center; padding: 10px;">4</td><td style="text-align: center; padding: 10px;">6</td></tr> </table> <hr style="width: 80%; margin: 10px auto;"/> <p>40 + 40 = _____</p> <p>5 + 6 = _____</p> <p>_____ + _____ = _____</p>	Tens	Ones	4	5	+		4	6
Tens	Ones																									
2	5																									
+																										
6	9																									
Tens	Ones																									
3	4																									
+																										
5	9																									
Tens	Ones																									
4	5																									
+																										
4	6																									

NAME _____

DATE _____

More Facts Than You Need

Sometimes story problems give you more facts than you need to solve the problem. In each problem below, cross out the fact you don't need. Then solve the problem. Show your work.

1 Akiko has 27 marbles. Sara has 53 marbles. Sam has 24 marbles. How many marbles do Sara and Sam have in all?

Sara and Sam have _____ marbles in all.



2 Jenny has 12 toy people. She is building a house for them. She used 12 blocks for the front gate, and 48 blocks for the rest of the house. How many blocks did Jenny use in all?

Jenny used _____ blocks in all.



3 Juan had 56 crayons. He gave 23 of his crayons to his friend. Juan also gave his friend 15 marking pens. How many crayons does Juan have left?


Juan has _____ crayons left.



CHALLENGE

4 The Toy Factory made 90 robots on Tuesday. 23 people work at the factory. They sold 54 of the robots on Wednesday. How many robots did they have left?

The Toy Factory had _____ robots left.



NAME _____

DATE _____

Numbers & Clocks

1 Read each number. Then write it in expanded form.

example one hundred thirty-eight $138 = 100 + 30 + 8$	a three hundred forty-two $342 = \underline{\hspace{2cm}}$	b two hundred seventy-three $273 = \underline{\hspace{2cm}}$
c two hundred twenty-nine $229 = \underline{\hspace{2cm}}$	d four hundred sixty-one $461 = \underline{\hspace{2cm}}$	e six hundred eighteen $618 = \underline{\hspace{2cm}}$
f one hundred fifty-seven $\underline{\hspace{2cm}} = \underline{\hspace{2cm}}$	g nine hundred ninety-nine $\underline{\hspace{2cm}} = \underline{\hspace{2cm}}$	h eight hundred thirty-five $\underline{\hspace{2cm}} = \underline{\hspace{2cm}}$









2 Write the numbers in the box in order on the lines from least to greatest.

138	342	273	229	461	618
-----	-----	-----	-----	-----	-----

least

greatest

3 Read each of these digital clocks and show the time on the clock face.

a 	b 	c 	d 
			

NAME _____

DATE _____

Sam's Hot Dog Stand

1 Sam has a hot dog stand at the mall. The chart below shows how many hot dogs he sold last week. Use the chart to help answer the questions below.

a Which day did Sam sell the most hot dogs?

b Which day did Sam sell the fewest hot dogs?

c How many hot dogs did Sam sell on Tuesday and Wednesday put together? Show your work.

Hot Dogs Sold	
Day	Number of Hot Dogs
Monday	119
Tuesday	125
Wednesday	163
Thursday	108
Friday	234
Saturday	345
Sunday	325

2 Use one of the signs below to compare the number of hot dogs Sam sold on different days.

< less than

= the same as

> greater than

ex 125 $<$ 345	a 325 _____ 108	b 108 _____ 119
c 234 _____ 164	d 163 _____ 345	e 325 _____ 234

3 Put the numbers from the chart (in problem 1) in order from least to greatest on the lines below.

_____, _____, _____, _____, _____, _____, _____
least greatest



CHALLENGE

4 How many hot dogs did Sam sell altogether? Show your work.



NAME _____

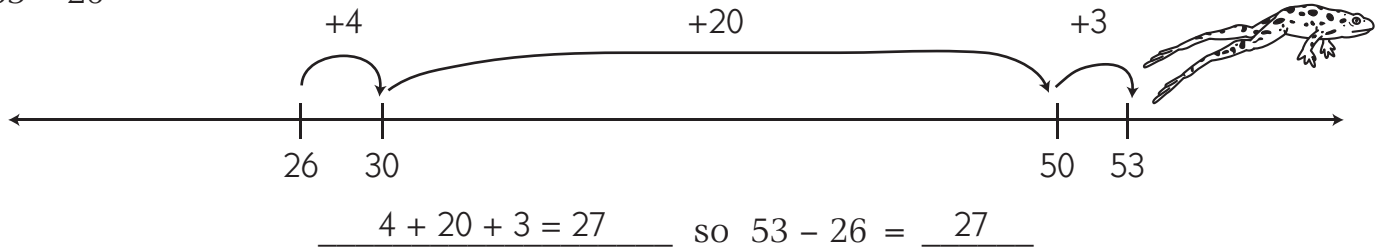
DATE _____

2-Digit Subtraction

DJ Hopper makes hops on the number line to solve 2-digit subtraction problems. Here's how he solved $53 - 26$:

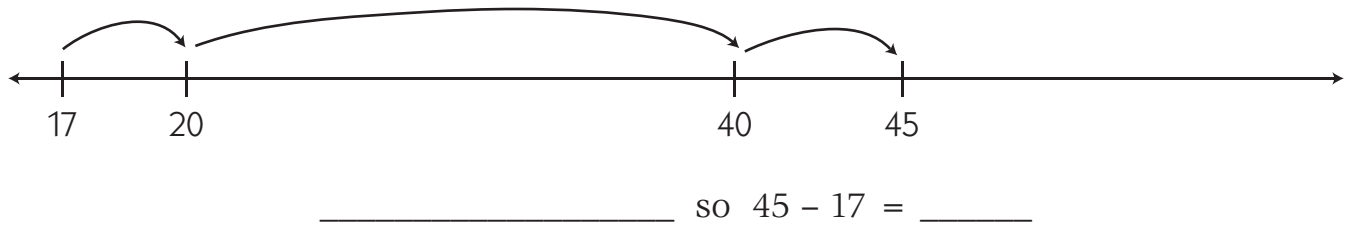
- Start at 26.
- Hop up to 30.
- Now hop up to 50.
- Then hop up to 53 and add up all your hops. That tells how far it is from 26 to 53.

$$53 - 26$$

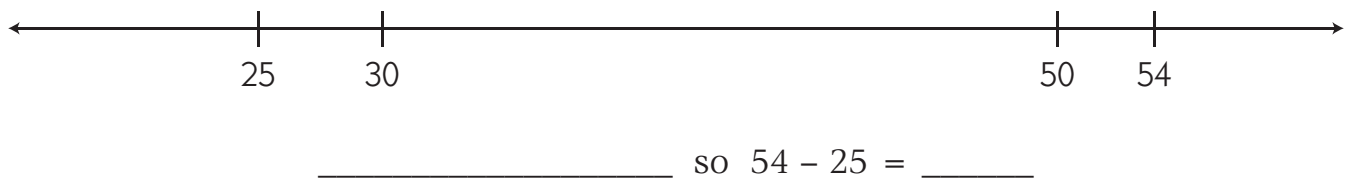


1 Try DJ's number line strategy to solve these subtraction problems.

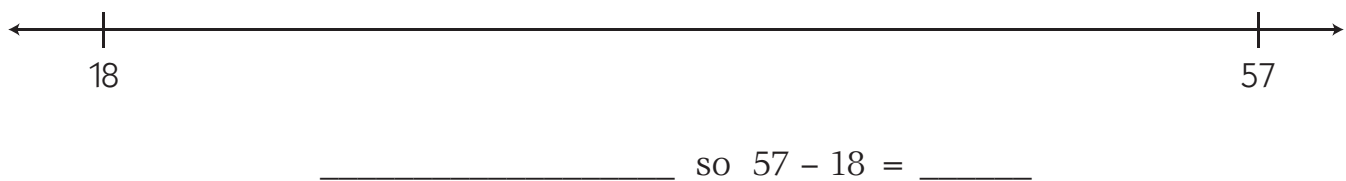
a $45 - 17$



b $54 - 25$



c $57 - 18$




NAME _____

DATE _____

The Pet Graph

1 The second graders in Ms. Nelson's class made a graph with pictures to show their favorite pets. Each student put one picture on the graph to show his or her favorite pet. Use their graph to help answer the questions below.



- a** Which pet did most kids like the best? _____
- b** How many more kids like dogs than fish the best? _____
- c** How many fewer kids like birds than cats the best? _____
- d** Write a number sentence to show how many kids put pictures on this graph.

2 The kids in Ms. Nelson's class did a survey of all the second grades to find out about kids' favorite pets. Use their chart to help answer the questions below.

- a** How many more kids like fish than birds the best?
Show your work.

2nd Grade Favorite Pets	
Pet	Number of Kids
Fish	17
Birds	8
Cats	45
Dogs	62

- b** How many more kids like dogs than cats the best?
Show your work.

NAME _____

DATE _____

More 2-Digit Addition

1 Add. Use the pictures of base ten pieces to help.

<p>a</p> <div style="display: flex; align-items: center; justify-content: center;"> <table style="border-collapse: collapse; margin-right: 20px;"> <tr><td style="border: 1px solid black; width: 20px; height: 15px;"></td><td style="border: 1px solid black; width: 20px; height: 15px;"></td><td style="border: 1px solid black; width: 20px; height: 15px;"></td><td style="border: 1px solid black; width: 20px; height: 15px;"></td><td style="border: 1px solid black; width: 20px; height: 15px;"></td><td style="border: 1px solid black; width: 20px; height: 15px;"></td><td style="border: 1px solid black; width: 20px; height: 15px;"></td><td style="border: 1px solid black; width: 20px; height: 15px;"></td><td style="border: 1px solid black; width: 20px; height: 15px;"></td><td style="border: 1px solid black; width: 20px; height: 15px;"></td><td style="border: 1px solid black; width: 20px; height: 15px;"></td><td style="border: 1px solid black; width: 20px; height: 15px;"></td></tr> <tr><td style="border: 1px solid black; width: 20px; height: 15px;"></td><td style="border: 1px solid black; width: 20px; height: 15px;"></td><td style="border: 1px solid black; width: 20px; height: 15px;"></td><td style="border: 1px solid black; width: 20px; height: 15px;"></td><td style="border: 1px solid black; width: 20px; height: 15px;"></td><td style="border: 1px solid black; width: 20px; height: 15px;"></td><td style="border: 1px solid black; width: 20px; height: 15px;"></td><td style="border: 1px solid black; width: 20px; height: 15px;"></td><td style="border: 1px solid black; width: 20px; height: 15px;"></td><td style="border: 1px solid black; width: 20px; height: 15px;"></td><td style="border: 1px solid black; width: 20px; height: 15px;"></td><td style="border: 1px solid black; width: 20px; height: 15px;"></td></tr> <tr><td style="border: 1px solid black; width: 20px; height: 15px;"></td><td style="border: 1px solid black; width: 20px; height: 15px;"></td><td style="border: 1px solid black; width: 20px; height: 15px;"></td><td style="border: 1px solid black; width: 20px; height: 15px;"></td><td style="border: 1px solid black; width: 20px; height: 15px;"></td><td style="border: 1px solid black; width: 20px; height: 15px;"></td><td style="border: 1px solid black; width: 20px; height: 15px;"></td><td style="border: 1px solid black; width: 20px; height: 15px;"></td><td style="border: 1px solid black; width: 20px; height: 15px;"></td><td style="border: 1px solid black; width: 20px; height: 15px;"></td><td style="border: 1px solid black; width: 20px; height: 15px;"></td><td style="border: 1px solid black; width: 20px; height: 15px;"></td></tr> </table> <div style="text-align: right;"> $\begin{array}{r} 28 \\ + 13 \\ \hline \end{array}$ </div> </div>																																					<p>b</p> <div style="display: flex; align-items: center; justify-content: center;"> <table style="border-collapse: collapse; margin-right: 20px;"> <tr><td style="border: 1px solid black; width: 20px; height: 15px;"></td><td style="border: 1px solid black; width: 20px; height: 15px;"></td><td style="border: 1px solid black; width: 20px; height: 15px;"></td><td style="border: 1px solid black; width: 20px; height: 15px;"></td><td style="border: 1px solid black; width: 20px; height: 15px;"></td><td style="border: 1px solid black; width: 20px; height: 15px;"></td><td style="border: 1px solid black; width: 20px; height: 15px;"></td><td style="border: 1px solid black; width: 20px; height: 15px;"></td><td style="border: 1px solid black; width: 20px; height: 15px;"></td><td style="border: 1px solid black; width: 20px; height: 15px;"></td><td style="border: 1px solid black; width: 20px; height: 15px;"></td><td style="border: 1px solid black; width: 20px; height: 15px;"></td></tr> <tr><td style="border: 1px solid black; width: 20px; height: 15px;"></td><td style="border: 1px solid black; width: 20px; height: 15px;"></td><td style="border: 1px solid black; width: 20px; height: 15px;"></td><td style="border: 1px solid black; width: 20px; height: 15px;"></td><td style="border: 1px solid black; width: 20px; height: 15px;"></td><td style="border: 1px solid black; width: 20px; height: 15px;"></td><td style="border: 1px solid black; width: 20px; height: 15px;"></td><td style="border: 1px solid black; width: 20px; height: 15px;"></td><td style="border: 1px solid black; width: 20px; height: 15px;"></td><td style="border: 1px solid black; width: 20px; height: 15px;"></td><td style="border: 1px solid black; width: 20px; height: 15px;"></td><td style="border: 1px solid black; width: 20px; height: 15px;"></td></tr> <tr><td style="border: 1px solid black; width: 20px; height: 15px;"></td><td style="border: 1px solid black; width: 20px; height: 15px;"></td><td style="border: 1px solid black; width: 20px; height: 15px;"></td><td style="border: 1px solid black; width: 20px; height: 15px;"></td><td style="border: 1px solid black; width: 20px; height: 15px;"></td><td style="border: 1px solid black; width: 20px; height: 15px;"></td><td style="border: 1px solid black; width: 20px; height: 15px;"></td><td style="border: 1px solid black; width: 20px; height: 15px;"></td><td style="border: 1px solid black; width: 20px; height: 15px;"></td><td style="border: 1px solid black; width: 20px; height: 15px;"></td><td style="border: 1px solid black; width: 20px; height: 15px;"></td><td style="border: 1px solid black; width: 20px; height: 15px;"></td></tr> </table> <div style="text-align: right;"> $\begin{array}{r} 36 \\ + 12 \\ \hline \end{array}$ </div> </div>																																				

2 Add the numbers.

70 + 8 = _____ 40 + 7 = _____ 30 + 16 = _____ 20 + 13 = _____

3 Use Pencil Puppy's strategy for adding 2-digit numbers. Remember, she adds the tens first. Then she adds the ones. Then she finds the total.



<p>example</p> <table style="margin: auto; border-collapse: collapse;"> <tr><td style="border: none;"></td><td style="border: none; text-align: center;">Tens</td><td style="border: none; text-align: center;">Ones</td><td style="border: none;"></td></tr> <tr><td style="border: none; text-align: right;">70</td><td style="border: 1px solid black; text-align: center; width: 40px; height: 40px;">5</td><td style="border: 1px solid black; text-align: center; width: 40px; height: 40px;">8</td><td style="border: none;"></td></tr> <tr><td style="border: none; text-align: right;">+</td><td style="border: 1px solid black; text-align: center;">2</td><td style="border: 1px solid black; text-align: center;">8</td><td style="border: none;"></td></tr> <tr><td style="border: none;"></td><td style="border: 1px solid black; text-align: center;">70</td><td style="border: 1px solid black; text-align: center;">+ 16</td><td style="border: none;"></td></tr> <tr><td style="border: none;"></td><td style="border: 1px solid black; text-align: center;">=</td><td style="border: 1px solid black; text-align: center;">86</td><td style="border: none;"></td></tr> </table>		Tens	Ones		70	5	8		+	2	8			70	+ 16			=	86		<p>a</p> <table style="margin: auto; border-collapse: collapse;"> <tr><td style="border: none;"></td><td style="border: none; text-align: center;">Tens</td><td style="border: none; text-align: center;">Ones</td><td style="border: none;"></td></tr> <tr><td style="border: none; text-align: right;"><</td><td style="border: 1px solid black; text-align: center; width: 40px; height: 40px;">4</td><td style="border: 1px solid black; text-align: center; width: 40px; height: 40px;">3</td><td style="border: none;"></td></tr> <tr><td style="border: none; text-align: right;">+</td><td style="border: 1px solid black; text-align: center;">3</td><td style="border: 1px solid black; text-align: center;">9</td><td style="border: none;"></td></tr> <tr><td style="border: none;"></td><td style="border: 1px solid black; text-align: center;">_____</td><td style="border: 1px solid black; text-align: center;">+ _____</td><td style="border: none;"></td></tr> <tr><td style="border: none;"></td><td style="border: 1px solid black; text-align: center;">=</td><td style="border: 1px solid black; text-align: center;">_____</td><td style="border: none;"></td></tr> </table>		Tens	Ones		<	4	3		+	3	9			_____	+ _____			=	_____		<p>b</p> <table style="margin: auto; border-collapse: collapse;"> <tr><td style="border: none;"></td><td style="border: none; text-align: center;">Tens</td><td style="border: none; text-align: center;">Ones</td><td style="border: none;"></td></tr> <tr><td style="border: none; text-align: right;"><</td><td style="border: 1px solid black; text-align: center; width: 40px; height: 40px;">2</td><td style="border: 1px solid black; text-align: center; width: 40px; height: 40px;">7</td><td style="border: none;"></td></tr> <tr><td style="border: none; text-align: right;">+</td><td style="border: 1px solid black; text-align: center;">4</td><td style="border: 1px solid black; text-align: center;">5</td><td style="border: none;"></td></tr> <tr><td style="border: none;"></td><td style="border: 1px solid black; text-align: center;">_____</td><td style="border: 1px solid black; text-align: center;">+ _____</td><td style="border: none;"></td></tr> <tr><td style="border: none;"></td><td style="border: 1px solid black; text-align: center;">=</td><td style="border: 1px solid black; text-align: center;">_____</td><td style="border: none;"></td></tr> </table>		Tens	Ones		<	2	7		+	4	5			_____	+ _____			=	_____		<p>c</p> <table style="margin: auto; border-collapse: collapse;"> <tr><td style="border: none;"></td><td style="border: none; text-align: center;">Tens</td><td style="border: none; text-align: center;">Ones</td><td style="border: none;"></td></tr> <tr><td style="border: none; text-align: right;"><</td><td style="border: 1px solid black; text-align: center; width: 40px; height: 40px;">1</td><td style="border: 1px solid black; text-align: center; width: 40px; height: 40px;">6</td><td style="border: none;"></td></tr> <tr><td style="border: none; text-align: right;">+</td><td style="border: 1px solid black; text-align: center;">2</td><td style="border: 1px solid black; text-align: center;">2</td><td style="border: none;"></td></tr> <tr><td style="border: none;"></td><td style="border: 1px solid black; text-align: center;">_____</td><td style="border: 1px solid black; text-align: center;">+ _____</td><td style="border: none;"></td></tr> <tr><td style="border: none;"></td><td style="border: 1px solid black; text-align: center;">=</td><td style="border: 1px solid black; text-align: center;">_____</td><td style="border: none;"></td></tr> </table>		Tens	Ones		<	1	6		+	2	2			_____	+ _____			=	_____		<p>d</p> <table style="margin: auto; border-collapse: collapse;"> <tr><td style="border: none;"></td><td style="border: none; text-align: center;">Tens</td><td style="border: none; text-align: center;">Ones</td><td style="border: none;"></td></tr> <tr><td style="border: none; text-align: right;"><</td><td style="border: 1px solid black; text-align: center; width: 40px; height: 40px;">3</td><td style="border: 1px solid black; text-align: center; width: 40px; height: 40px;">7</td><td style="border: none;"></td></tr> <tr><td style="border: none; text-align: right;">+</td><td style="border: 1px solid black; text-align: center;">5</td><td style="border: 1px solid black; text-align: center;">3</td><td style="border: none;"></td></tr> <tr><td style="border: none;"></td><td style="border: 1px solid black; text-align: center;">_____</td><td style="border: 1px solid black; text-align: center;">+ _____</td><td style="border: none;"></td></tr> <tr><td style="border: none;"></td><td style="border: 1px solid black; text-align: center;">=</td><td style="border: 1px solid black; text-align: center;">_____</td><td style="border: none;"></td></tr> </table>		Tens	Ones		<	3	7		+	5	3			_____	+ _____			=	_____		<p>e</p> <table style="margin: auto; border-collapse: collapse;"> <tr><td style="border: none;"></td><td style="border: none; text-align: center;">Tens</td><td style="border: none; text-align: center;">Ones</td><td style="border: none;"></td></tr> <tr><td style="border: none; text-align: right;"><</td><td style="border: 1px solid black; text-align: center; width: 40px; height: 40px;">3</td><td style="border: 1px solid black; text-align: center; width: 40px; height: 40px;">3</td><td style="border: none;"></td></tr> <tr><td style="border: none; text-align: right;">+</td><td style="border: 1px solid black; text-align: center;">5</td><td style="border: 1px solid black; text-align: center;">8</td><td style="border: none;"></td></tr> <tr><td style="border: none;"></td><td style="border: 1px solid black; text-align: center;">_____</td><td style="border: 1px solid black; text-align: center;">+ _____</td><td style="border: none;"></td></tr> <tr><td style="border: none;"></td><td style="border: 1px solid black; text-align: center;">=</td><td style="border: 1px solid black; text-align: center;">_____</td><td style="border: none;"></td></tr> </table>		Tens	Ones		<	3	3		+	5	8			_____	+ _____			=	_____	
	Tens	Ones																																																																																																																											
70	5	8																																																																																																																											
+	2	8																																																																																																																											
	70	+ 16																																																																																																																											
	=	86																																																																																																																											
	Tens	Ones																																																																																																																											
<	4	3																																																																																																																											
+	3	9																																																																																																																											
	_____	+ _____																																																																																																																											
	=	_____																																																																																																																											
	Tens	Ones																																																																																																																											
<	2	7																																																																																																																											
+	4	5																																																																																																																											
	_____	+ _____																																																																																																																											
	=	_____																																																																																																																											
	Tens	Ones																																																																																																																											
<	1	6																																																																																																																											
+	2	2																																																																																																																											
	_____	+ _____																																																																																																																											
	=	_____																																																																																																																											
	Tens	Ones																																																																																																																											
<	3	7																																																																																																																											
+	5	3																																																																																																																											
	_____	+ _____																																																																																																																											
	=	_____																																																																																																																											
	Tens	Ones																																																																																																																											
<	3	3																																																																																																																											
+	5	8																																																																																																																											
	_____	+ _____																																																																																																																											
	=	_____																																																																																																																											

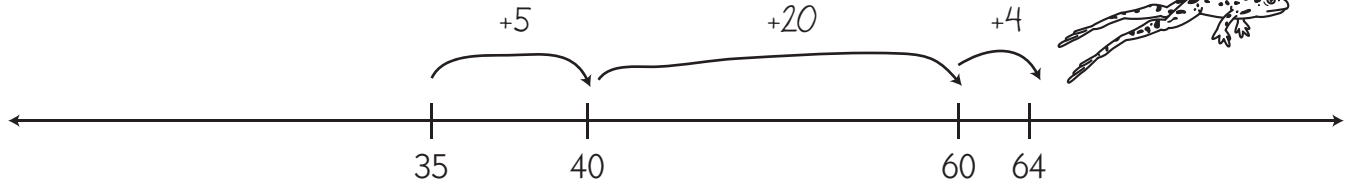
NAME _____

DATE _____

More 2-Digit Subtraction

Use DJ's number line strategy to solve these subtraction problems.

example $64 - 35$



$$5 + 20 + 4 = 29 \quad \text{so } 64 - 35 = 29$$

1 $60 - 32$




$$\underline{\hspace{2cm}} \quad \text{so } 60 - 32 = \underline{\hspace{2cm}}$$

2 $54 - 27$



$$\underline{\hspace{2cm}} \quad \text{so } 54 - 27 = \underline{\hspace{2cm}}$$

3 $71 - 26$



$$\underline{\hspace{2cm}} \quad \text{so } 71 - 26 = \underline{\hspace{2cm}}$$

NAME _____

DATE _____

Which Makes the Most Sense?

1 For each problem below, circle the estimate you think is best. On the last two, explain *why* you chose the estimate you did. *Hint: Make your own pictures to help.*

Problem & Picture	Estimate	Problem & Picture	Estimate
a $\begin{array}{r} 35 \\ + 26 \\ \hline \end{array}$	50 60 70	b $\begin{array}{r} 24 \\ + 24 \\ \hline \end{array}$	30 40 50
c $\begin{array}{r} 49 \\ + 39 \\ \hline \end{array}$	70 80 90	d $\begin{array}{r} 37 \\ + 24 \\ \hline \end{array}$	50 60 70
Why?		Why?	

2 For each problem below, circle the estimate you think is best. On the last two, explain *why* you chose the estimate you did. *Hint: Make your own pictures to help.*

Problem & Picture	Estimate	Problem & Picture	Estimate
a $\begin{array}{r} 45 \\ - 29 \\ \hline \end{array}$	15 20 25	b $\begin{array}{r} 52 \\ - 18 \\ \hline \end{array}$	30 40 50
c $\begin{array}{r} 50 \\ - 24 \\ \hline \end{array}$	25 30 35	d $\begin{array}{r} 60 \\ - 29 \\ \hline \end{array}$	30 40 50
Why?		Why?	

NAME _____

DATE _____

Estimation Problems

1 Dora went to the mall yesterday. She got a t-shirt for \$9.99 and a new CD for \$6.99. *About* how much money did she spend in all? Circle the estimate you think is best.

\$15.00

\$16.00

\$17.00

\$20.00

2 Max got \$50.00 for his birthday. He bought 2 video games for \$14.00 each. *About* how much money does he have left? Circle the estimate you think is best.

\$10.00

\$20.00

\$30.00

\$40.00

3 Janel is making a quilt. She needs 100 squares of fabric in all. She cut 29 squares this morning and 39 more squares this afternoon. *About* how many squares does she have left to cut? Circle the estimate you think is best.

10 squares

20 squares

30 squares

40 squares

4 Gerald wants to read 75 books by the end of the year. So far, he has read 18 fantasy books and 21 science books. *About* how many books does he have left to read? Circle the estimate you think is best.

15 books

25 books

35 books

45 books

5 The second graders at King School are recycling cans.

Day	Number of Cans
Monday	57
Tuesday	98
Wednesday	45
Thursday	105

About how many cans have they recycled so far? Circle the estimate you think is best.

200 cans

300 cans

400 cans

1,000 cans

NAME _____

DATE _____

Adding & Subtracting Practice

1 Add.

$$\begin{array}{r} 9 \\ + 6 \\ \hline \end{array}$$

$$\begin{array}{r} 9 \\ + 9 \\ \hline \end{array}$$

$$\begin{array}{r} 10 \\ + 7 \\ \hline \end{array}$$

$$\begin{array}{r} 9 \\ + 7 \\ \hline \end{array}$$

$$\begin{array}{r} 10 \\ + 6 \\ \hline \end{array}$$

$$\begin{array}{r} 9 \\ + 10 \\ \hline \end{array}$$

$$\begin{array}{r} 9 \\ + 4 \\ \hline \end{array}$$

$$\begin{array}{r} 9 \\ + 3 \\ \hline \end{array}$$

$$\begin{array}{r} 10 \\ + 7 \\ \hline \end{array}$$

$$\begin{array}{r} 11 \\ + 9 \\ \hline \end{array}$$

$$\begin{array}{r} 8 \\ + 9 \\ \hline \end{array}$$

$$\begin{array}{r} 4 \\ + 10 \\ \hline \end{array}$$

$$\begin{array}{r} 9 \\ + 5 \\ \hline \end{array}$$

$$\begin{array}{r} 2 \\ + 9 \\ \hline \end{array}$$

$$\begin{array}{r} 20 \\ + 9 \\ \hline \end{array}$$

$$\begin{array}{r} 40 \\ + 12 \\ \hline \end{array}$$

$$\begin{array}{r} 30 \\ + 8 \\ \hline \end{array}$$

$$\begin{array}{r} 60 \\ + 15 \\ \hline \end{array}$$

$$\begin{array}{r} 30 \\ + 17 \\ \hline \end{array}$$

$$\begin{array}{r} 90 \\ + 8 \\ \hline \end{array}$$

$$\begin{array}{r} 80 \\ + 14 \\ \hline \end{array}$$

$$\begin{array}{r} 20 \\ + 29 \\ \hline \end{array}$$

$$\begin{array}{r} 32 \\ + 20 \\ \hline \end{array}$$

$$\begin{array}{r} 58 \\ + 30 \\ \hline \end{array}$$

$$\begin{array}{r} 62 \\ + 20 \\ \hline \end{array}$$

$$\begin{array}{r} 40 \\ + 39 \\ \hline \end{array}$$

$$\begin{array}{r} 70 \\ + 23 \\ \hline \end{array}$$

$$\begin{array}{r} 75 \\ + 10 \\ \hline \end{array}$$

2 Subtract.

$$\begin{array}{r} 16 \\ - 10 \\ \hline \end{array}$$

$$\begin{array}{r} 16 \\ - 9 \\ \hline \end{array}$$

$$\begin{array}{r} 13 \\ - 10 \\ \hline \end{array}$$

$$\begin{array}{r} 13 \\ - 9 \\ \hline \end{array}$$

$$\begin{array}{r} 18 \\ - 10 \\ \hline \end{array}$$

$$\begin{array}{r} 18 \\ - 9 \\ \hline \end{array}$$

$$\begin{array}{r} 20 \\ - 10 \\ \hline \end{array}$$

$$\begin{array}{r} 50 \\ - 10 \\ \hline \end{array}$$

$$\begin{array}{r} 40 \\ - 20 \\ \hline \end{array}$$

$$\begin{array}{r} 30 \\ - 10 \\ \hline \end{array}$$

$$\begin{array}{r} 60 \\ - 40 \\ \hline \end{array}$$

$$\begin{array}{r} 70 \\ - 30 \\ \hline \end{array}$$

$$\begin{array}{r} 90 \\ - 40 \\ \hline \end{array}$$

$$\begin{array}{r} 80 \\ - 60 \\ \hline \end{array}$$

$$\begin{array}{r} 26 \\ - 10 \\ \hline \end{array}$$

$$\begin{array}{r} 35 \\ - 10 \\ \hline \end{array}$$

$$\begin{array}{r} 78 \\ - 20 \\ \hline \end{array}$$

$$\begin{array}{r} 64 \\ - 30 \\ \hline \end{array}$$

$$\begin{array}{r} 55 \\ - 40 \\ \hline \end{array}$$

$$\begin{array}{r} 38 \\ - 20 \\ \hline \end{array}$$

$$\begin{array}{r} 58 \\ - 20 \\ \hline \end{array}$$







NAME _____

DATE _____


Grandma's Button Box

Dylan's grandma has a box of buttons. One day Dylan sorted the buttons into different groups and counted how many in each group. He made a chart to show his work.

1 Help Dylan make a bar graph to show his work. Give the graph a title and color in the columns to show how many buttons of each color he found.

Kind of Button	How Many
 Red	14
 Gold	25
 White	26
 Blue	10
 Purple	5
 Black	22

2 How many buttons were in the box altogether? Show your work.



There were _____ buttons in the box altogether.

NAME _____

DATE _____

2-Digit Addition Practice

1 Add. Use the pictures of base ten pieces to help.

<p>a</p> <div style="display: flex; justify-content: space-between; align-items: center;"> <div style="text-align: center;"> <table style="border-collapse: collapse;"> <tr><td style="border: 1px solid black; width: 20px; height: 15px;"></td><td style="border: 1px solid black; width: 20px; height: 15px;"></td><td style="border: 1px solid black; width: 20px; height: 15px;"></td><td style="border: 1px solid black; width: 20px; height: 15px;"></td><td style="border: 1px solid black; width: 20px; height: 15px;"></td><td style="border: 1px solid black; width: 20px; height: 15px;"></td><td style="border: 1px solid black; width: 20px; height: 15px;"></td><td style="border: 1px solid black; width: 20px; height: 15px;"></td><td style="border: 1px solid black; width: 20px; height: 15px;"></td><td style="border: 1px solid black; width: 20px; height: 15px;"></td><td style="border: 1px solid black; width: 20px; height: 15px;"></td><td style="border: 1px solid black; width: 20px; height: 15px;"></td></tr> <tr><td style="border: 1px solid black; width: 20px; height: 15px;"></td><td style="border: 1px solid black; width: 20px; height: 15px;"></td><td style="border: 1px solid black; width: 20px; height: 15px;"></td><td style="border: 1px solid black; width: 20px; height: 15px;"></td><td style="border: 1px solid black; width: 20px; height: 15px;"></td><td style="border: 1px solid black; width: 20px; height: 15px;"></td><td style="border: 1px solid black; width: 20px; height: 15px;"></td><td style="border: 1px solid black; width: 20px; height: 15px;"></td><td style="border: 1px solid black; width: 20px; height: 15px;"></td><td style="border: 1px solid black; width: 20px; height: 15px;"></td><td style="border: 1px solid black; width: 20px; height: 15px;"></td><td style="border: 1px solid black; width: 20px; height: 15px;"></td></tr> <tr><td style="border: 1px solid black; width: 20px; height: 15px;"></td><td style="border: 1px solid black; width: 20px; height: 15px;"></td><td style="border: 1px solid black; width: 20px; height: 15px;"></td><td style="border: 1px solid black; width: 20px; height: 15px;"></td><td style="border: 1px solid black; width: 20px; height: 15px;"></td><td style="border: 1px solid black; width: 20px; height: 15px;"></td><td style="border: 1px solid black; width: 20px; height: 15px;"></td><td style="border: 1px solid black; width: 20px; height: 15px;"></td><td style="border: 1px solid black; width: 20px; height: 15px;"></td><td style="border: 1px solid black; width: 20px; height: 15px;"></td><td style="border: 1px solid black; width: 20px; height: 15px;"></td><td style="border: 1px solid black; width: 20px; height: 15px;"></td></tr> <tr><td style="border: 1px solid black; width: 20px; height: 15px;"></td><td style="border: 1px solid black; width: 20px; height: 15px;"></td><td style="border: 1px solid black; width: 20px; height: 15px;"></td><td style="border: 1px solid black; width: 20px; height: 15px;"></td><td style="border: 1px solid black; width: 20px; height: 15px;"></td><td style="border: 1px solid black; width: 20px; height: 15px;"></td><td style="border: 1px solid black; width: 20px; height: 15px;"></td><td style="border: 1px solid black; width: 20px; height: 15px;"></td><td style="border: 1px solid black; width: 20px; height: 15px;"></td><td style="border: 1px solid black; width: 20px; height: 15px;"></td><td style="border: 1px solid black; width: 20px; height: 15px;"></td><td style="border: 1px solid black; width: 20px; height: 15px;"></td></tr> </table> </div> <div style="text-align: center;"> $\begin{array}{r} 17 \\ + 25 \\ \hline \end{array}$ </div> </div>																																																	<p>b</p> <div style="display: flex; justify-content: space-between; align-items: center;"> <div style="text-align: center;"> <table style="border-collapse: collapse;"> <tr><td style="border: 1px solid black; width: 20px; height: 15px;"></td><td style="border: 1px solid black; width: 20px; height: 15px;"></td><td style="border: 1px solid black; width: 20px; height: 15px;"></td><td style="border: 1px solid black; width: 20px; height: 15px;"></td><td style="border: 1px solid black; width: 20px; height: 15px;"></td><td style="border: 1px solid black; width: 20px; height: 15px;"></td><td style="border: 1px solid black; width: 20px; height: 15px;"></td><td style="border: 1px solid black; width: 20px; height: 15px;"></td><td style="border: 1px solid black; width: 20px; height: 15px;"></td><td style="border: 1px solid black; width: 20px; height: 15px;"></td><td style="border: 1px solid black; width: 20px; height: 15px;"></td><td style="border: 1px solid black; width: 20px; height: 15px;"></td></tr> <tr><td style="border: 1px solid black; width: 20px; height: 15px;"></td><td style="border: 1px solid black; width: 20px; height: 15px;"></td><td style="border: 1px solid black; width: 20px; height: 15px;"></td><td style="border: 1px solid black; width: 20px; height: 15px;"></td><td style="border: 1px solid black; width: 20px; height: 15px;"></td><td style="border: 1px solid black; width: 20px; height: 15px;"></td><td style="border: 1px solid black; width: 20px; height: 15px;"></td><td style="border: 1px solid black; width: 20px; height: 15px;"></td><td style="border: 1px solid black; width: 20px; height: 15px;"></td><td style="border: 1px solid black; width: 20px; height: 15px;"></td><td style="border: 1px solid black; width: 20px; height: 15px;"></td><td style="border: 1px solid black; width: 20px; height: 15px;"></td></tr> <tr><td style="border: 1px solid black; width: 20px; height: 15px;"></td><td style="border: 1px solid black; width: 20px; height: 15px;"></td><td style="border: 1px solid black; width: 20px; height: 15px;"></td><td style="border: 1px solid black; width: 20px; height: 15px;"></td><td style="border: 1px solid black; width: 20px; height: 15px;"></td><td style="border: 1px solid black; width: 20px; height: 15px;"></td><td style="border: 1px solid black; width: 20px; height: 15px;"></td><td style="border: 1px solid black; width: 20px; height: 15px;"></td><td style="border: 1px solid black; width: 20px; height: 15px;"></td><td style="border: 1px solid black; width: 20px; height: 15px;"></td><td style="border: 1px solid black; width: 20px; height: 15px;"></td><td style="border: 1px solid black; width: 20px; height: 15px;"></td></tr> <tr><td style="border: 1px solid black; width: 20px; height: 15px;"></td><td style="border: 1px solid black; width: 20px; height: 15px;"></td><td style="border: 1px solid black; width: 20px; height: 15px;"></td><td style="border: 1px solid black; width: 20px; height: 15px;"></td><td style="border: 1px solid black; width: 20px; height: 15px;"></td><td style="border: 1px solid black; width: 20px; height: 15px;"></td><td style="border: 1px solid black; width: 20px; height: 15px;"></td><td style="border: 1px solid black; width: 20px; height: 15px;"></td><td style="border: 1px solid black; width: 20px; height: 15px;"></td><td style="border: 1px solid black; width: 20px; height: 15px;"></td><td style="border: 1px solid black; width: 20px; height: 15px;"></td><td style="border: 1px solid black; width: 20px; height: 15px;"></td></tr> </table> </div> <div style="text-align: center;"> $\begin{array}{r} 24 \\ + 36 \\ \hline \end{array}$ </div> </div>																																																

2 Add the numbers.

21 + 8 = _____ 42 + 7 = _____ 32 + 16 = _____ 24 + 13 = _____

3 Use Pencil Puppy's strategy for adding 2-digit numbers. Remember, she adds the tens first. Then she adds the ones. Then she finds the total.



<p>example</p> <table style="margin-left: auto; margin-right: auto; border-collapse: collapse;"> <tr><td style="border: 1px solid black; padding: 5px;">Tens</td><td style="border: 1px solid black; padding: 5px;">Ones</td></tr> <tr><td style="border: 1px solid black; text-align: center; padding: 10px;">3</td><td style="border: 1px solid black; text-align: center; padding: 10px;">7</td></tr> <tr><td style="border: 1px solid black; text-align: center; padding: 10px;">+</td><td style="border: 1px solid black; text-align: center; padding: 10px;">3</td></tr> <tr><td style="border: 1px solid black; text-align: center; padding: 10px;">3</td><td style="border: 1px solid black; text-align: center; padding: 10px;">4</td></tr> </table> <p style="text-align: center; margin-top: 10px;"><u>60</u> + <u>11</u> = <u>71</u></p>	Tens	Ones	3	7	+	3	3	4	<p>a</p> <table style="margin-left: auto; margin-right: auto; border-collapse: collapse;"> <tr><td style="border: 1px solid black; padding: 5px;">Tens</td><td style="border: 1px solid black; padding: 5px;">Ones</td></tr> <tr><td style="border: 1px solid black; text-align: center; padding: 10px;">3</td><td style="border: 1px solid black; text-align: center; padding: 10px;">5</td></tr> <tr><td style="border: 1px solid black; text-align: center; padding: 10px;">+</td><td style="border: 1px solid black; text-align: center; padding: 10px;">2</td></tr> <tr><td style="border: 1px solid black; text-align: center; padding: 10px;">2</td><td style="border: 1px solid black; text-align: center; padding: 10px;">8</td></tr> </table> <p style="text-align: center; margin-top: 10px;">_____ + _____ = _____</p>	Tens	Ones	3	5	+	2	2	8	<p>b</p> <table style="margin-left: auto; margin-right: auto; border-collapse: collapse;"> <tr><td style="border: 1px solid black; padding: 5px;">Tens</td><td style="border: 1px solid black; padding: 5px;">Ones</td></tr> <tr><td style="border: 1px solid black; text-align: center; padding: 10px;">6</td><td style="border: 1px solid black; text-align: center; padding: 10px;">3</td></tr> <tr><td style="border: 1px solid black; text-align: center; padding: 10px;">+</td><td style="border: 1px solid black; text-align: center; padding: 10px;">2</td></tr> <tr><td style="border: 1px solid black; text-align: center; padding: 10px;">2</td><td style="border: 1px solid black; text-align: center; padding: 10px;">8</td></tr> </table> <p style="text-align: center; margin-top: 10px;">_____ + _____ = _____</p>	Tens	Ones	6	3	+	2	2	8	<p>c</p> <table style="margin-left: auto; margin-right: auto; border-collapse: collapse;"> <tr><td style="border: 1px solid black; padding: 5px;">Tens</td><td style="border: 1px solid black; padding: 5px;">Ones</td></tr> <tr><td style="border: 1px solid black; text-align: center; padding: 10px;">4</td><td style="border: 1px solid black; text-align: center; padding: 10px;">4</td></tr> <tr><td style="border: 1px solid black; text-align: center; padding: 10px;">+</td><td style="border: 1px solid black; text-align: center; padding: 10px;">2</td></tr> <tr><td style="border: 1px solid black; text-align: center; padding: 10px;">2</td><td style="border: 1px solid black; text-align: center; padding: 10px;">9</td></tr> </table> <p style="text-align: center; margin-top: 10px;">_____ + _____ = _____</p>	Tens	Ones	4	4	+	2	2	9	<p>d</p> <table style="margin-left: auto; margin-right: auto; border-collapse: collapse;"> <tr><td style="border: 1px solid black; padding: 5px;">Tens</td><td style="border: 1px solid black; padding: 5px;">Ones</td></tr> <tr><td style="border: 1px solid black; text-align: center; padding: 10px;">4</td><td style="border: 1px solid black; text-align: center; padding: 10px;">5</td></tr> <tr><td style="border: 1px solid black; text-align: center; padding: 10px;">+</td><td style="border: 1px solid black; text-align: center; padding: 10px;">5</td></tr> <tr><td style="border: 1px solid black; text-align: center; padding: 10px;">5</td><td style="border: 1px solid black; text-align: center; padding: 10px;">2</td></tr> </table> <p style="text-align: center; margin-top: 10px;">_____ + _____ = _____</p>	Tens	Ones	4	5	+	5	5	2	<p>e</p> <table style="margin-left: auto; margin-right: auto; border-collapse: collapse;"> <tr><td style="border: 1px solid black; padding: 5px;">Tens</td><td style="border: 1px solid black; padding: 5px;">Ones</td></tr> <tr><td style="border: 1px solid black; text-align: center; padding: 10px;">2</td><td style="border: 1px solid black; text-align: center; padding: 10px;">8</td></tr> <tr><td style="border: 1px solid black; text-align: center; padding: 10px;">+</td><td style="border: 1px solid black; text-align: center; padding: 10px;">3</td></tr> <tr><td style="border: 1px solid black; text-align: center; padding: 10px;">3</td><td style="border: 1px solid black; text-align: center; padding: 10px;">9</td></tr> </table> <p style="text-align: center; margin-top: 10px;">_____ + _____ = _____</p>	Tens	Ones	2	8	+	3	3	9
Tens	Ones																																																				
3	7																																																				
+	3																																																				
3	4																																																				
Tens	Ones																																																				
3	5																																																				
+	2																																																				
2	8																																																				
Tens	Ones																																																				
6	3																																																				
+	2																																																				
2	8																																																				
Tens	Ones																																																				
4	4																																																				
+	2																																																				
2	9																																																				
Tens	Ones																																																				
4	5																																																				
+	5																																																				
5	2																																																				
Tens	Ones																																																				
2	8																																																				
+	3																																																				
3	9																																																				

NAME _____

DATE _____

Lines & Buttons

1a Tami is standing in line. There are 3 children in front of her. There are 8 children behind her. How many children are standing in line? Show your work.

b There are _____ children standing in line.

c Which strategy did you use to solve this problem? (Circle one.)

Draw a picture.

Make a chart.


Write a number sentence.

Other



CHALLENGE

2a Frank's mom gave him 8 buttons. The buttons have 22 holes in all. How many of the 8 buttons have 4 holes? How many of the 8 buttons have 2 holes? Show your work.



b _____ of the 8 buttons have 4 holes. _____ of the 8 buttons have 2 holes.

c Which strategy did you use to solve this problem? (Circle one.)

Draw a picture.

Make a chart.

Write a number sentence.





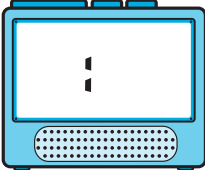
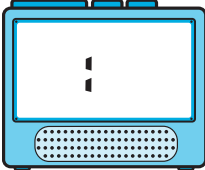
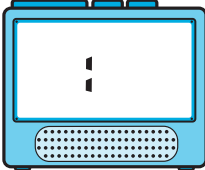
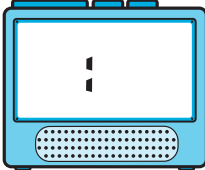
Other

NAME _____



DATE _____

Time & Money



1 Read each of these clock faces and write the time on the digital clock.

<p>a</p> 	<p>b</p> 	<p>c</p> 	<p>d</p> 
			

2 Count the money in each set and circle the correct amount.

<p>a</p> 	<p>36¢ 58¢ 66¢ 76¢</p>	<p>b</p> 	<p>40¢ 90¢ \$1.00 \$1.15</p>
---	------------------------------------	--	--

3 Circle *all* the correct values for each set of coins.

<p>a</p> 	<p>2 quarters 2 nickels 50¢ \$0.50 half a dollar</p>	<p>b</p> 	<p>30¢ \$0.25 25¢ 3 dimes \$0.15</p>
---	--	--	--

NAME _____

DATE _____

Cubes & Homework

1a Ebony put 10 cubes into two stacks. One stack has 4 more cubes than the other stack. How many cubes are in each stack? Show your work.

b There are _____ cubes in one stack and _____ cubes in the other stack.

c Which strategy did you use to solve this problem? (Circle one.)

Draw a picture.

Act it out with cubes.

Make a list.

Other



CHALLENGE

2a Jose has a bag of marbles. There are 8 red marbles in the bag. There are twice as many green marbles as red marbles. There are 2 fewer blue marbles than green marbles. There are half as many white marbles as blue marbles. How many marbles are in the bag? Show your work.

b There are _____ marbles in the bag.

c Which strategy did you use to solve this problem? (Circle one.)

Draw a picture.

Act it out with cubes.

Make a list.

Other



NAME _____

DATE _____

More Place Value Practice

1 Count by 10's, either forward or backward, to fill in the missing numbers.

a 10, 20, 30, 40, _____, _____, _____, 80, _____, 100, 110, _____, _____

b 280, 270, 260, _____, _____, 230, _____, _____, 200, _____, _____

c 203, 213, 223, _____, _____, 253, _____, _____, _____, 293, _____

d 567, 557, 547, 537, _____, _____, 507, _____, 487, _____, 467

2 Count by 100's, either forward or backward, to fill in the missing numbers.

a 100, 200, 300, _____, _____, _____, 700, _____, _____

b 950, 850, 750, _____, _____, _____, 350, _____, _____

c 203, 303, 403, _____, _____, _____, 803, _____, 1003

d 914, 814, 714, _____, _____, 414, _____, _____, _____

3 Add the numbers.

$$400 + 70 + 2 = \underline{\hspace{2cm}}$$

$$600 + 20 + 8 = \underline{\hspace{2cm}}$$

$$800 + 50 + 5 = \underline{\hspace{2cm}}$$

$$100 + 10 + 3 = \underline{\hspace{2cm}}$$

200	300	700	200	400	100	900
50	80	40	60	40	10	90
+ 9	+ 1	+ 2	+ 0	+ 4	+ 7	+ 9
<u> </u>	<u> </u>	<u> </u>	<u> </u>	<u> </u>	<u> </u>	<u> </u>

4 Circle the answer in each of the questions below.

a The 3 in 359 is in the	ones place	tens place	hundreds place
b The 4 in 904 is in the	ones place	tens place	hundreds place
c The 5 in 256 is in the	ones place	tens place	hundreds place

NAME _____

DATE _____

Homework & 100

1 Jamal is doing his math homework. He just got 24 for an answer. What was the question? Write down at least 3 different ideas below.



CHALLENGE

2 Write at least 10 different equations for 120. You can use addition, subtraction, multiplication, or division.

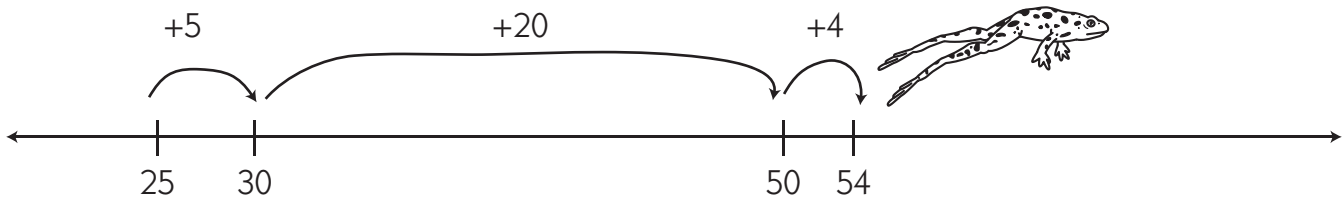
NAME _____

DATE _____

2-Digit Subtraction Practice

DJ likes to make hops on the number line to solve 2-digit subtraction problems, like this:

$$54 - 25$$



$$\underline{5 + 20 + 4 = 29} \quad \text{so} \quad 54 - 25 = \underline{29}$$

1 Solve each of the subtraction problems below. You can use DJ's number line strategy or some other way to solve the problem. Show your work each time.

a $56 - 29$

$$\underline{\hspace{2cm}} \quad \text{so} \quad 56 - 29 = \underline{\hspace{2cm}}$$

b $70 - 36$

$$\underline{\hspace{2cm}} \quad \text{so} \quad 70 - 36 = \underline{\hspace{2cm}}$$

c $63 - 19$

$$\underline{\hspace{2cm}} \quad \text{so} \quad 63 - 19 = \underline{\hspace{2cm}}$$

NAME _____

DATE _____

Make Your Own Problems

Fill in the blanks with words that make sense and seem interesting. Solve each problem. Show your work.






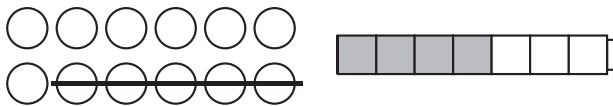
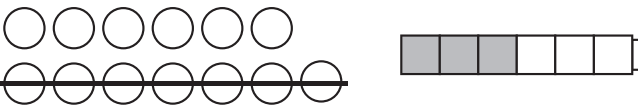
Fill in the blanks.	Work Space
<p>1 Kendra has 57 _____ in her top drawer. She has 28 _____ in her bottom drawer. How many are there in all? _____</p>	
<p>2 Lin spent 39 dollars for a _____. He spent 18 dollars for a _____. How much did he spend in all? _____</p>	
<p>3 Akiko had 72 _____. She gave 26 of them to her friend. How many does she have left? _____</p>	
<p>4 Mr. Smith baked 48 _____. The dog got 19 of them. How many are left? _____</p>	
<p>5 Frank saw 51 _____. 24 of them flew away. How many were left? _____</p>	

NAME _____

DATE _____

Solving Equations

1 Fill in the missing numbers.

<p>a $15 = \underline{\quad} + 7$</p> 	<p>b $5 + \underline{\quad} = 13$</p> 
<p>c $14 - \underline{\quad} = 8$</p> 	<p>d $16 - \underline{\quad} = 7$</p> 
<p>e $9 + 6 = \underline{\quad} + 8$</p> 	
<p>f $12 - 5 = 4 + \underline{\quad}$</p> 	<p>g $13 - 7 = 3 + \underline{\quad}$</p> 

2 Fill in the missing numbers.

$40 + 50 = \underline{\quad}$

$30 + \underline{\quad} = 60$

$\underline{\quad} + 70 = 90$

$25 + 35 = \underline{\quad}$

$25 + \underline{\quad} = 50$

$\underline{\quad} + 40 = 85$

$80 - 40 = \underline{\quad}$

$70 - \underline{\quad} = 20$

$\underline{\quad} - 30 = 30$

$95 - 40 = \underline{\quad}$

$55 - \underline{\quad} = 35$

$\underline{\quad} - 25 = 25$



CHALLENGE

3 Fill in the missing numbers.

$250 = \underline{\quad} + 6$

$90 + 70 = \underline{\quad} + 17$

$140 - 60 = 30 + \underline{\quad}$

NAME _____

DATE _____

Apples & Orange Slices

1 There are 4 baskets on the table. Each basket has 12 apples in it. How many apples are there in all? Show your work. Mark the answer clearly.


There are _____ apples.



CHALLENGE

2 There are 4 plates on the table. Each plate has 12 orange slices on it. Each orange slice has 3 seeds. How many seeds in all? Show your work. Mark the answer clearly.

There are _____ seeds.



NAME _____

DATE _____

The Second Graders Clean Their Desks

On Friday afternoon, Mrs. Nelson asked her second graders to clean their desks. This chart shows the extra things the kids found in their desks.

1 Finish the graph on the right. Give it a title. Color in the columns to show what the kids found in their desks.



Number	Extra Things
44	Extra pencils
18	Extra pairs of scissors
12	Extra glue sticks
15	Extra erasers
9	Overdue library books

2 How many more pencils than erasers did the kids find? Show your work.



CHALLENGE

3 How many extra things did they find in all? Show your work.



NAME _____

DATE _____

Measuring Problems

1a Here are 2 lines. Put an x on the one you think is shorter.



b Measure each line. Use the centimeter side of your ruler.

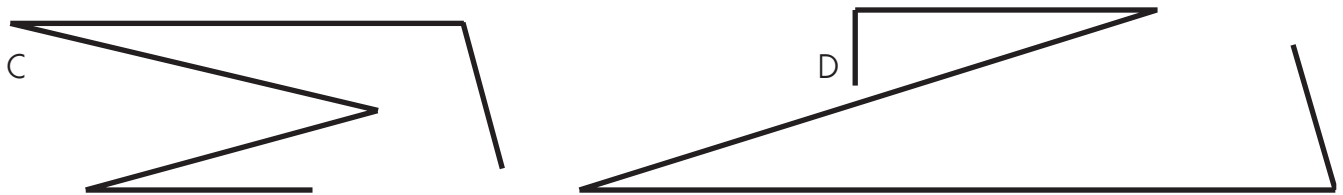
Line A is _____ centimeters long.

Line B is _____ centimeters long.

c Which line is shorter? (Circle one.) Line A Line B

d How much shorter is it? Show your work. Mark the answer clearly.

2a Here are 2 crooked lines. Put an x on the one you think is longer.



b Measure each crooked line. Use the centimeter side of your ruler.

Crooked line C is _____ centimeters long.

Crooked line D is _____ centimeters long.

c Which crooked line is longer? (Circle one.)

 Crooked Line C Crooked Line D


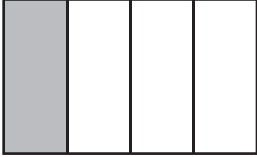


d How much longer is it? Show your work. Mark the answer clearly.

NAME _____



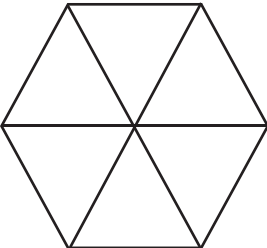
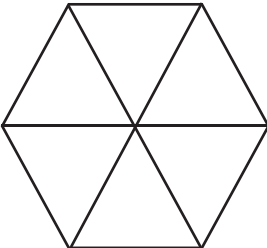
DATE _____

Fractions

1 What part of each rectangle is colored? Circle the correct fraction.

<p>a</p>  <p>$\frac{1}{3}$ $\frac{2}{2}$ $\frac{1}{2}$ $\frac{3}{4}$</p>	<p>b</p>  <p>$\frac{1}{4}$ $\frac{2}{4}$ $\frac{1}{3}$ $\frac{3}{6}$</p>
<p>c</p>  <p>$\frac{2}{3}$ $\frac{1}{2}$ $\frac{3}{4}$ $\frac{1}{3}$</p>	<p>d</p>  <p>$\frac{3}{4}$ $\frac{2}{4}$ $\frac{3}{3}$ $\frac{5}{4}$</p>

2 Read each fraction and color in that part of the shape.

<p>a</p>  <p>$\frac{2}{4}$</p>	<p>b</p>  <p>$\frac{3}{4}$</p>
<p>c</p>  <p>$\frac{1}{6}$</p>	<p>d</p>  <p>$\frac{3}{6}$</p>

NAME _____

DATE _____

The Army Ants Measure Up

Hi! I am a worker army ant. I am one centimeter long.



My 10 army ant friends make a line that is 10 centimeters, or 1 decimeter long.

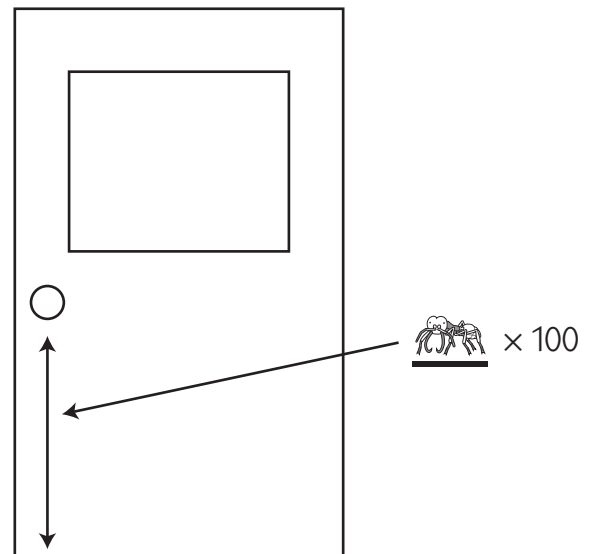


1 List four different things on you or in your desk that are about the same length as a decimeter.

2 Use your ruler to help draw a line below that is exactly 15 centimeters long. How many of us army ants could stand on your line?

3 100 of my army ant friends would make a line that is 100 centimeters, or 1 meter long. That's about the same as the distance between the floor and the door-knob of your classroom door.

List four different things in your classroom that are about the same length as a meter.



NAME _____

DATE _____

Place Value Review

1 Circle the place value of the underlined digit. Then write its value.

Number	Place Value	Value	Number	Place Value	Value
ex a 2 <u>3</u> 8	ones <u>tens</u> hundreds	30	ex b 10 <u>9</u>	<u>ones</u> tens hundreds	9
a <u>7</u> 43	ones tens hundreds		b 25 <u>3</u>	ones tens hundreds	
c 1 <u>5</u> 0	ones tens hundreds		d <u>6</u> 08	ones tens hundreds	

2 Write one of these signs on each line to make the sentence true.

< less than

= the same as

> greater than

ex 456 < 546	a 85 ____ 58	b 327 ____ 372	c 106 ____ 610
d 218 ____ 218	e 735 ____ 573	f 204 ____ 240	g 483 ____ 438

3 Fill in the missing digits to make each statement true. There is more than one right answer for each one.

ex 3 <u>2</u> 7 < 347	a 235 > ____35	b 307 < ____07	c 135 < 13____
d 4 ____3 > 463	e 1 ____9 < 139	f 182 > 1 ____2	g 514 < 51____

NAME _____

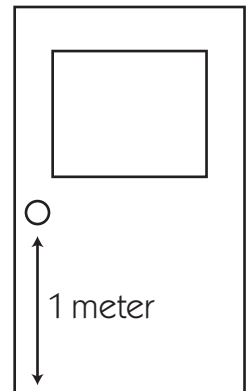
DATE _____

More about Meters

A meter is about the same as the distance between the floor and the doorknob of your classroom door. Look at the door in your classroom, or a meter stick if you have one. Now think about how long 20 meters would be, and answer these questions:

1 If you walked across your classroom the long way, would you go more or less than 20 meters?

2 Is it more or less than 20 meters from your classroom door to the office door?



3 How long would it take you to run 20 meters? Circle the answer that makes the most sense.

10 seconds

10 minutes

10 hours

4 List at least 2 different animals that might take 10 minutes to travel 20 meters.

5 Which unit would you use to measure the length of a soccer field? (Circle one.)

centimeters

meters

inches

miles

6 Which unit would you use to measure the length of a crayon? (Circle one.)

centimeters

meters

feet

miles



CHALLENGE

7 The circumference, or distance around, a soccer ball is 68 centimeters. Is that longer or shorter than one meter? By how much? Show your work.



NAME _____

DATE _____

Adding & Subtracting

1 Add the numbers.

$$\begin{array}{r} 80 \\ + 6 \\ \hline \end{array}$$

$$\begin{array}{r} 30 \\ + 43 \\ \hline \end{array}$$

$$\begin{array}{r} 44 \\ + 24 \\ \hline \end{array}$$

$$\begin{array}{r} 50 \\ + 38 \\ \hline \end{array}$$

$$\begin{array}{r} 70 \\ + 7 \\ \hline \end{array}$$

$$\begin{array}{r} 51 \\ + 17 \\ \hline \end{array}$$

$$\begin{array}{r} 60 \\ + 16 \\ \hline \end{array}$$

$$\begin{array}{r} 370 \\ + 8 \\ \hline \end{array}$$

$$\begin{array}{r} 120 \\ + 6 \\ \hline \end{array}$$

$$\begin{array}{r} 890 \\ + 4 \\ \hline \end{array}$$

$$\begin{array}{r} 360 \\ + 15 \\ \hline \end{array}$$

$$\begin{array}{r} 340 \\ + 50 \\ \hline \end{array}$$

$$\begin{array}{r} 430 \\ + 27 \\ \hline \end{array}$$

$$\begin{array}{r} 125 \\ + 25 \\ \hline \end{array}$$

2 Use pictures, numbers, and/or words to add the numbers in each box. Show all your work.

a $36 + 55$

b $129 + 133$

3 Subtract the numbers.

$$\begin{array}{r} 86 \\ - 6 \\ \hline \end{array}$$

$$\begin{array}{r} 39 \\ - 9 \\ \hline \end{array}$$

$$\begin{array}{r} 48 \\ - 7 \\ \hline \end{array}$$

$$\begin{array}{r} 56 \\ - 5 \\ \hline \end{array}$$

$$\begin{array}{r} 35 \\ - 15 \\ \hline \end{array}$$

$$\begin{array}{r} 55 \\ - 25 \\ \hline \end{array}$$

$$\begin{array}{r} 50 \\ - 25 \\ \hline \end{array}$$

4 Use pictures, numbers, and/or words to subtract the numbers in the box. Show all your work.

$51 - 26$

NAME _____

DATE _____

Crayons



Small 79¢



Medium 99¢



Large \$1.50

You can get boxes of crayons in 3 different sizes at the store. Use the pictures above to help solve these problems.

1 Ernie bought a small box of crayons. He gave the clerk a \$1.00 bill. How much money did he get back? Show your work. Mark the answer clearly.

2 Emma wants to get a medium box of crayons for her sister and a large box of crayons for herself. How many crayons will that be in all? Show your work. Mark the answer clearly.

3 Emma only has \$2.00 in her pocket. Is that enough money to buy a medium and a large box of crayons? Explain your answer.

NAME _____

DATE _____

Pedro's Birthday

Pedro's birthday is on April 30. Use the calendar to help solve the problems below.

1 What day of the week is Pedro's birthday this year?

2 Early in the month, Pedro said, "Mom, guess what? It's only 27 more days until my birthday!"

a What was the date on that day?

b Explain your answer.


April						
Sun.	Mon.	Tues.	Wed.	Thurs.	Fri.	Sat.
	1	2	3	4	5	6
7	8	9	10	11	12	13
14	15	16	17	18	19	20
21	22	23	24	25	26	27
28	29	30				

3 On April 9th, Pedro said, "Now it's only 3 more weeks until my birthday." How many days are there in 3 weeks? Show your work.

4 On April _____, Pedro said, "Now it's only 3 more days until my birthday." How many hours are there in 3 days? Show your work.

5a On April 30, Pedro said, "My party starts at 12:30. It's 9:30 now!" How many hours is it until Pedro's party?

b How many minutes are there in 3 hours? Show your work.



NAME _____

DATE _____

More Crayon Problems



Small 79¢



Medium 99¢



Large \$1.50

You can get boxes of crayons in 3 different sizes at the store. Use the pictures above to help solve these problems.

1 Sam bought two small boxes of crayons. He gave the clerk \$2.00. How much change did he get? Show your work.



CHALLENGE

2 Ms. Fernandez bought 10 medium boxes of crayons for her second graders. Then she bought a large box of crayons for herself. She gave the clerk a \$20 bill. How much change did she get? Show your work.

NAME _____

DATE _____

Digits & Number Riddles

1 Tell what digit is in each place.

a 289	____ is in the tens place. ____ is in the ones place. ____ is in the hundreds place.	b 945	____ is in the ones place. ____ is in the hundreds place. ____ is in the tens place.
c 316	____ is in the tens place. ____ is in the hundreds place. ____ is in the ones place.	d 405	____ is in the ones place. ____ is in the tens place. ____ is in the hundreds place.
e 5,687	____ is in the tens place. ____ is in the ones place. ____ is in the thousands place. ____ is in the hundreds place.	f 4,301	____ is in the ones place. ____ is in the hundreds place. ____ is in the tens place. ____ is in the thousands place.



CHALLENGE

2 Solve these number riddles.

<p>a I have a 4 in the tens place.</p> <ul style="list-style-type: none"> I have a 1 in the hundreds place. The number in my ones place is more than 6 and less than 9. I am an odd number. <p>What number am I?</p>	<p>b I have a 7 in the hundreds place.</p> <ul style="list-style-type: none"> I have a 0 in the tens place. I have a 3 in the thousands place. The number in my ones place is less than 3. I am an even number. <p>What number am I?</p>
--	---

NAME _____

DATE _____

The Toy Store

Toy Store Price List (prices include tax)			
Doll \$8.00	Skates \$29.00	Puppet \$6.00	Soccer Ball \$13.00
			

1 Ezra got \$50.00 for his birthday. He bought a soccer ball at the toy store. How much money did he have left? Show your work. Mark the answer clearly.



CHALLENGE





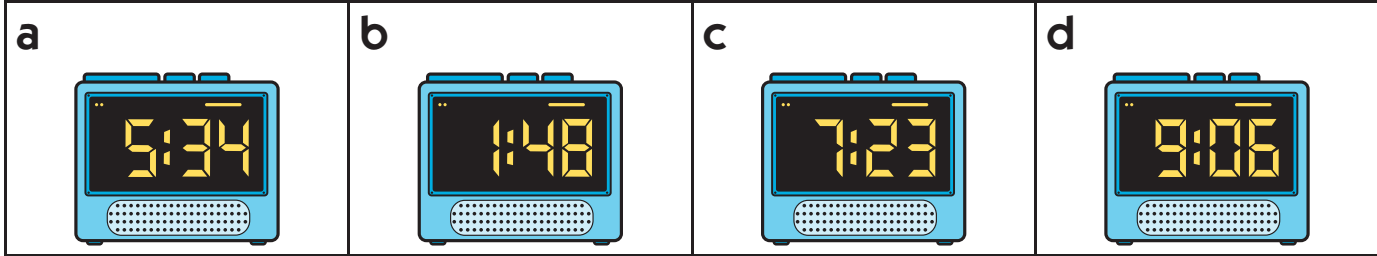
2 Maya went into the toy store with \$50.00. She bought 3 different toys and got \$2.00 back in change. Which three toys did she buy? Show your work. Mark the answer clearly.

NAME _____

DATE _____

Enough Time in the Day

1 Draw a line from each digital clock to the matching time on the clock face.



2 It's 8:20 and Henry's big sister is ready for school. Her bus leaves at 8:35. How much time does she have to get to the bus stop? (Circle one.)

10 seconds

10 minutes

15 minutes

20 minutes

3 Henry is in second grade. His school starts at 8:15. He has lunch at 12:15. How many hours are there between starting time and lunch time?

4 There are 60 minutes in an hour. How many minutes are there in 4 hours? Show your work.

NAME _____

DATE _____

More Toy Store Problems

Toy Store Price List (prices include tax)				
Frisbee \$3.50	Hat \$4.99	Ball \$4.50	Yo-yo \$5.00	Kite \$2.99
				

1 Lani has twin brothers. Their birthday is tomorrow. Lani bought a hat for one of the boys and a kite for the other. How much did she spend in all? Show your work.

Lani spent _____ in all.



CHALLENGE

2 Sam is having a birthday party. Sam's dad bought a kite for each of the kids coming to the party. He spent \$14.95. How many kids did Sam invite? Show your work.

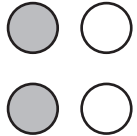
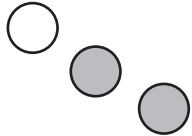
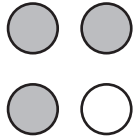
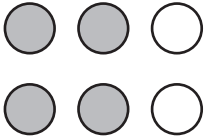
Sam invited _____ kids.

NAME _____

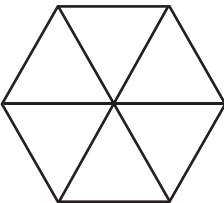
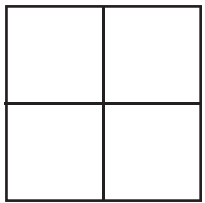
DATE _____

More Fractions

1 What part of each set of circles is colored? Circle the correct fraction.

<p>a</p>  <p style="text-align: center;"> $\frac{1}{4}$ $\frac{2}{4}$ $\frac{1}{3}$ $\frac{2}{2}$ </p>	<p>b</p>  <p style="text-align: center;"> $\frac{3}{4}$ $\frac{2}{3}$ $\frac{1}{3}$ $\frac{3}{2}$ </p>
<p>c</p>  <p style="text-align: center;"> $\frac{3}{4}$ $\frac{4}{3}$ $\frac{1}{3}$ $\frac{4}{4}$ </p>	<p>d</p>  <p style="text-align: center;"> $\frac{3}{3}$ $\frac{4}{6}$ $\frac{1}{2}$ $\frac{1}{3}$ </p>

2 Follow the directions to complete each picture and then fill in the fraction.

<p>a Color $\frac{1}{6}$ of the hexagon yellow.</p> <ul style="list-style-type: none"> • Color $\frac{2}{6}$ of the hexagon purple. • Color the rest of the hexagon green.  <ul style="list-style-type: none"> • Write a fraction below to show what part of the hexagon is green. 	<p>b Color $\frac{2}{4}$ of the square red.</p> <ul style="list-style-type: none"> • Color $\frac{1}{4}$ of the square blue. • Color the rest of the square brown.  <ul style="list-style-type: none"> • Write a fraction below to show what part of the square is brown.
---	--

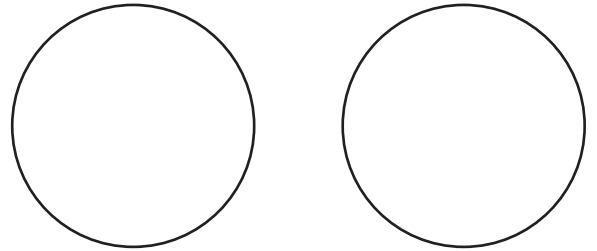
NAME _____

DATE _____

Pizza Problems

David and Sara each got a mini-pizza exactly the same size. David cut his pizza into 4 equal pieces. Sara cut her pizza into 6 equal pieces.

1 Who had bigger pieces? Draw on the circles below to help solve this problem.



_____ had bigger pieces.



CHALLENGE

2 David ate 3 of his pieces. Sarah ate 4 of her pieces. Who ate more pizza? Use pictures, numbers, and/or words to explain your answer.

_____ ate more pizza.



NAME _____

DATE _____

Reading & Writing Numbers

1 Read each number. Then write it in expanded form.

example four hundred fifteen $415 = 400 + 10 + 5$	a two hundred eighty-six
b seven hundred fifty-three	c six hundred twenty-one
d three hundred forty-seven	e nine hundred seventeen
f one hundred sixty	g eight hundred four

2 Add the numbers.

$500 + 20 + 8 = \underline{\quad\quad\quad}$
 $200 + 20 + 2 = \underline{\quad\quad\quad}$
 $100 + 70 + 1 = \underline{\quad\quad\quad}$

$700 + 10 + 9 = \underline{\quad\quad\quad}$
 $800 + 40 + 7 = \underline{\quad\quad\quad}$
 $500 + 3 = \underline{\quad\quad\quad}$

200	300	200	400	900	300	400
90	10	20	50	90	40	10
+ 1	+ 9	+ 6	+ 2	+ 9	+ 1	+ 8
<hr/>	<hr/>	<hr/>	<hr/>	<hr/>	<hr/>	<hr/>

3 Circle the number that has the same value as the expanded form.

a $300 + 6$ 36 336 306 316	b $200 + 10 + 7$ 207 217 271 721
---	---


NAME _____

DATE _____

How Long Is a Shark?

There are many different types of sharks. Some are longer than others. This chart shows how long some of the different sharks are. Use it to help answer the questions below.

Shark Lengths	
Shark Name	Average Length (in centimeters)*
White Shark	204 centimeters
Bignose Shark	174 centimeters
Night Shark	154 centimeters
Bigeye Thresher Shark	312 centimeters
Tiger Shark	247 centimeters
Thresher Shark	373 centimeters



1 Which shark on the chart is the longest? _____

2 Which shark on the chart is the shortest? _____

3 Write one of these symbols on each blank to make the sentence true.

< less than = the same as > greater than

a Length of a Tiger Shark _____ Length of a White Shark

b Length of a Bignose Shark _____ Length of a Tiger Shark

4 Put the lengths of the sharks in order from least to greatest.

_____, _____, _____, _____, _____, _____
 least greatest

5 How much longer is a Thresher Shark than a Tiger Shark? Show your work. Mark the answer clearly.

* Source: <http://na.nefsc.noaa.gov/sharks/>

NAME _____

DATE _____

Addition & Subtraction Practice

1 Add the numbers.

$$\begin{array}{r} 40 \\ + 3 \\ \hline \end{array}$$

$$\begin{array}{r} 20 \\ + 38 \\ \hline \end{array}$$

$$\begin{array}{r} 57 \\ + 31 \\ \hline \end{array}$$

$$\begin{array}{r} 50 \\ + 16 \\ \hline \end{array}$$

$$\begin{array}{r} 75 \\ + 25 \\ \hline \end{array}$$

$$\begin{array}{r} 34 \\ + 34 \\ \hline \end{array}$$

$$\begin{array}{r} 35 \\ + 35 \\ \hline \end{array}$$

$$\begin{array}{r} 290 \\ + 9 \\ \hline \end{array}$$

$$\begin{array}{r} 340 \\ + 20 \\ \hline \end{array}$$

$$\begin{array}{r} 562 \\ + 35 \\ \hline \end{array}$$

$$\begin{array}{r} 225 \\ + 15 \\ \hline \end{array}$$

$$\begin{array}{r} 325 \\ + 25 \\ \hline \end{array}$$

$$\begin{array}{r} 325 \\ + 26 \\ \hline \end{array}$$

$$\begin{array}{r} 450 \\ + 50 \\ \hline \end{array}$$

2 Use pictures, numbers, and/or words to add the numbers in each box. Show all your work.

a $47 + 47$

b $148 + 122$

3 Subtract the numbers.

$$\begin{array}{r} 49 \\ - 9 \\ \hline \end{array}$$

$$\begin{array}{r} 50 \\ - 10 \\ \hline \end{array}$$

$$\begin{array}{r} 67 \\ - 23 \\ \hline \end{array}$$

$$\begin{array}{r} 50 \\ - 25 \\ \hline \end{array}$$

$$\begin{array}{r} 45 \\ - 15 \\ \hline \end{array}$$

$$\begin{array}{r} 30 \\ - 15 \\ \hline \end{array}$$

$$\begin{array}{r} 100 \\ - 75 \\ \hline \end{array}$$

4 Choose *one* of the problems in the box. Circle it. Then solve it. Use pictures, numbers, and/or words to help. Show all your work.

$35 - 15$

$50 - 25$

$83 - 49$

$123 - 99$

NAME _____

DATE _____











Maria Jose's Day

Maria Jose is in second grade. The chart below shows some of the things she does every Tuesday, and when she does them. Finish the chart by circling A.M. or P.M. for each time and drawing the hands on the clock faces.

Hint

A.M. means times in the morning between midnight and noon.

P.M. means times in the afternoon and evening between noon and midnight.

Event	Time	A.M. or P.M.	Clock
a Breakfast 	7:05	A.M. P.M.	
b Arrive at School 	8:15	A.M. P.M.	
c Lunch 	11:55	A.M. P.M.	
d Soccer Practice 	4:10	A.M. P.M.	
e Dinner 	6:30	A.M. P.M.	

NAME _____

DATE _____

More Number Patterns

1 Fill in the missing numbers in these skip-counting patterns.


a 15, 25, 35, _____, 55, _____, 75, _____, _____, _____, 115, 125

b 6, 12, 18, _____, _____, 36, _____, _____, _____, 60, 66, _____

c 105, 110, 115, _____, _____, 130, _____, _____, 145, _____, 155

d 13, 113, 213, _____, 413 _____, 613, _____, _____, _____

2 DJ and Hopper are jumping from stone to stone to get across the stream. There are nine stones in all. There is exactly 1 foot between each stone, and there are 12 inches in a foot. Finish the table below to see how many inches the frogs have to jump to get all the way across the stream.



Feet	1	2	3	4	5	6	7	8	9
Inches	12	24			60				



CHALLENGE





3 The path from DJ's house to the stream is 27 feet long. There are 3 feet in a yard. How many yards is it from DJ's house to the stream? Show your work.

NAME _____

DATE _____

Breanna's Pockets

1 Breanna has a pair of shorts with 4 pockets. She has money in each pocket. Finish the chart below to see how much.

Pocket	Quarters 	Dimes 	Nickels 	Pennies 	Total
a	2	2	1	2	77¢
b	1	0	5	9	
c	3	0	1	3	
d	0	4	3	1	

2 In which pocket does Breanna have the most money? _____

3 In which pocket does Breanna have the least money? _____

4 Breanna wants to buy a toy for \$3.00. She thinks she has enough money in her pockets. Do you agree? Explain your answer.

5 How much money does Breanna really have in her 4 pockets? Show your work.



CHALLENGE

6 Breanna bought 3 pencils at the school store. They each cost 29¢. How much money did she have left in her pockets after she paid for the pencils? Show your work.

