



Student Activity Book

Introduction to the Basque Culture

the  *basque museum*
AND CULTURAL CENTER

www.basquemuseum.eus



Student Name: _____

Teacher: _____

Date: _____

CONTENTS

THE BASQUE COUNTRY	2
EUSKARA - THE BASQUE LANGUAGE	4
BASQUE FOOD	6
BASQUE MUSIC	8
BASQUE DANCE	11
BASQUE SPORTS	14
IMMIGRATION TO THE UNITED STATES	17
GLOSSARY OF TERMS	20

Ongi etorri! Welcome, to the Basque Museum & Cultural student activity book. By working through this book and activities, you will become familiar with the Basque country, the Basque people, and the Basque culture. Here in the United States and elsewhere, the Basque people have immigrated over the years to find opportunity and start new lives, and we look forward to sharing that story with you.

By learning about the Basque journey, it is our hope to encourage understanding, tolerance, and inclusivity amongst our community today.

Let's get started!



SUPPLEMENTAL ACTIVITY

**All additional activities,
supplmental materials, and
audio recordings can be
found on the BMCC Website:**

www.basquemuseum.eus/learn/virtual-learning-resources/

This student workbook was created and produced by the Basque Museum & Cultural Center, ©2019. This resource can be used independently or as curriculum supplement to the Education Trunk and Outreach Program offered by the BMCC.

Written and produced by Kylie Bermensolo, Education Programs Specialist, 2019.
Illustrated by Julia Flores Prado, 2019.



CHAPTER 1

THE BASQUE COUNTRY

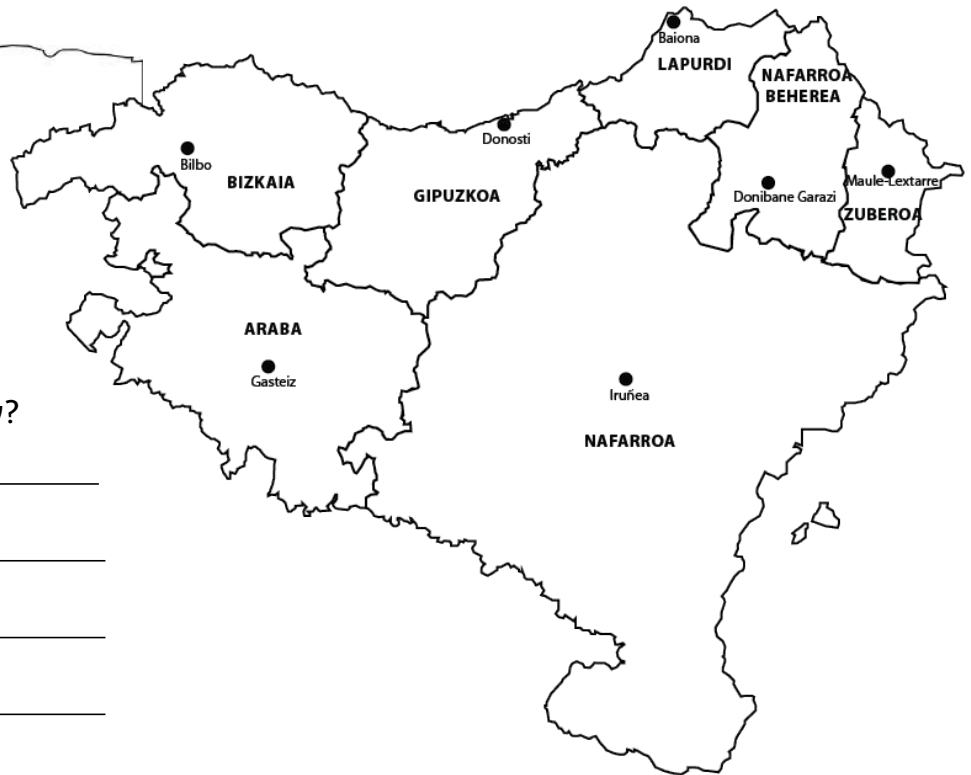
Our journey first starts between the mountains of the Pyrenees and the Bay of Biscay in Europe. Although not much is known, archaeologists believe the Basque people have been in this corner of the world for over 25,000 years. It is a beautiful country, with dry desert in the south, and lush green mountains in the north, and beautiful coastlines to the Bay of Biscay.

Today, the borders of the Basque country sit in two countries in Europe, _____ and _____. Can you also label them on the map on the left?



There are also 7 provinces that make up the Basque country. A province is a way to divide a country, similar to a state or county. Can you list them below?

1. _____
2. _____
3. _____
4. _____
5. _____
6. _____
7. _____

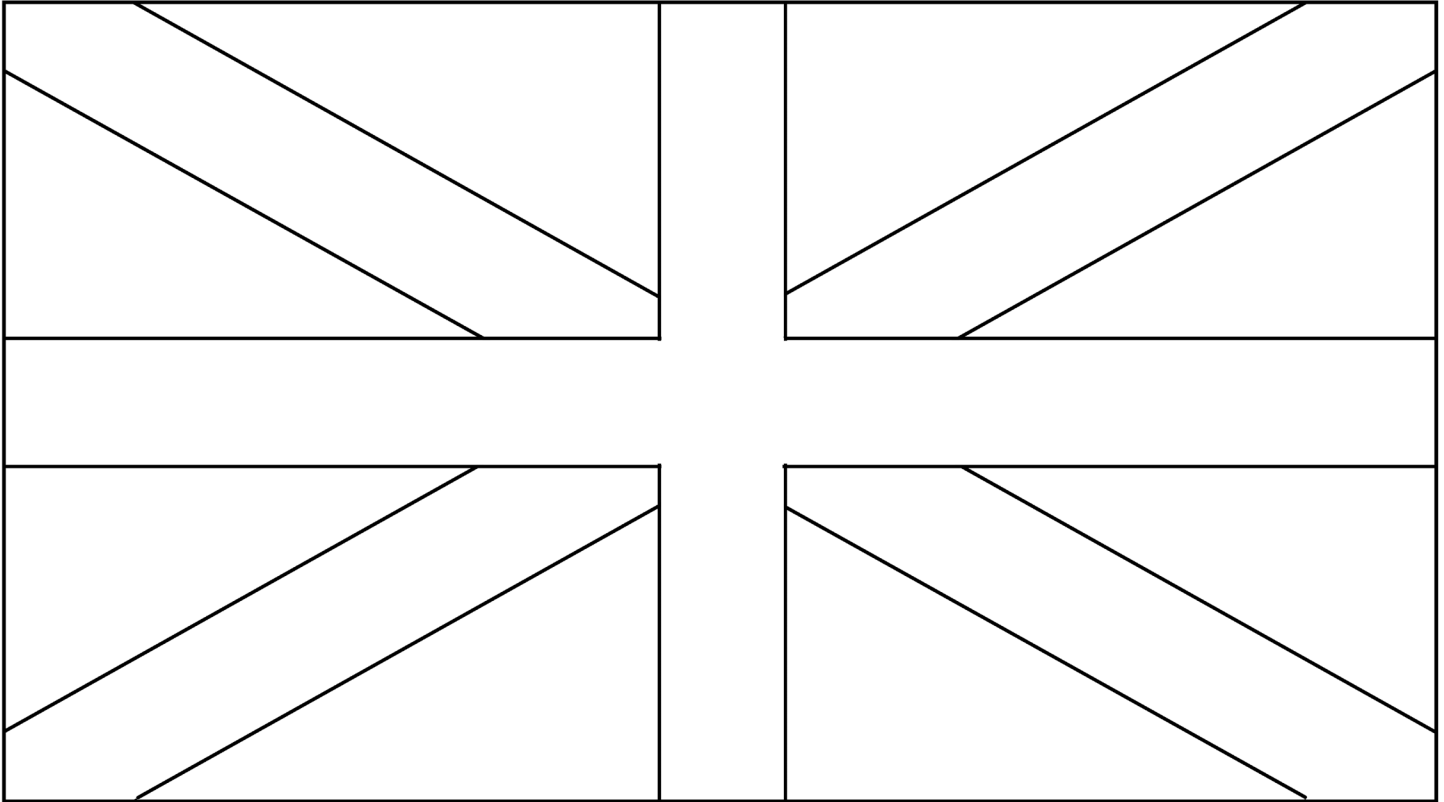


Now, on the map of the provinces, can you color the Spanish provinces green, and the French provinces red?

The Basque people call their country Euskal herria. How many people do you think live in Euskal herria today? _____

The Basque country also has its own flag, which is called the **Ikurrina**. There are 3 colors on the ikurrina; the red symbolizes Euskadi, the white stands for the Catholic religion that many Basque's practice, and the green represented the oak tree of Gernika which stands for freedom and independence.

Can you correctly color in the Ikurrina below?



Even though the Basque country today is a part of Spain and France, it still has its own unique culture and history. Now, let's explore more of the Basque culture!



**SUPPLEMENTAL
ACTIVITY**

Zazpiak Bat
Basque Coat of Arms



**SUPPLEMENTAL
ACTIVITY**

What is culture?

Answers: Approx 3 million people



CHAPTER 2

EUSKARA – THE BASQUE LANGUAGE

The Basque people have one of the most unique languages in the world, and it is called Euskara. It is incredibly ancient, and is a language isolate, which means it is not related to any other language in the world. Do you know what root language many European languages developed from? _____. Researchers believe Basque is one of the first languages that developed in Europe, even before the other romance languages that are there today.

Euskara has been taught and passed down orally for thousands of years, and its first records of it being written down are in the 1500's.

Pronunciation Guidelines:

Tx = Ch

X = Sh

Z = S



SUPPLEMENTAL ACTIVITY

Let's play Telephone!



Let's learn some Euskara together! Your teacher will play recording of words spoken in Euskara. Listen carefully, and write the English word next to the word in Euskara.

Audio Files available at:

www.basquemuseum.eus/learn/virtual-learning-resources/

- | | |
|-------------------|-------------------------|
| 1. Ama _____ | 8. Etxea _____ |
| 2. Aita _____ | 9. Kaixo _____ |
| 3. Amuma _____ | 10. Agur _____ |
| 4. Aitita _____ | 11. Ongi etorri _____ |
| 5. Ez _____ | 12. Ikastola _____ |
| 6. Bai _____ | 13. Ikasle _____ |
| 7. Txakurra _____ | 14. Eskerrik asko _____ |



Here are numbers 1 – 10. Listen to the recording again and write the correct number next to the Basque number!

Audio Files available at:

www.basquemuseum.eus/learn/virtual-learning-resources/

Bat _____

Sei _____

Bi _____

Zazpi _____

Hiru _____

Zortzi _____

Lau _____

Bederatzi _____

Bost _____

Hamar _____

Great job! If you would like to learn more Euskara, check out some of the vocabulary words below.

Euskara Vocabulary

Kaixo _____	Hello
Agur _____	Goodbye
Eskerrik asko _____	Thank you
Egun on _____	Good morning
Zer moduz? _____	How are you?
Mesedez _____	Please
Ez horregatik _____	You're welcome
Txakur _____	Dog
Katu _____	Cat
Zaldi _____	Horse
Arrain _____	Fish
Ardiak _____	Sheep
Etxea _____	House
Janari _____	Food
Ur _____	Water
Hotz _____	Cold
Beroa _____	Hot
Komunak _____	Bathroom
Lauburu _____	Basque Symbol meaning "four heads"
Eguzkillore _____	Basque Sunflower
Ni _____ naiz _____	My name is...



SUPPLEMENTAL ACTIVITY

Let's listen to Euskara



CHAPTER 3 BASQUE FOOD

The food we eat, the way we prepare them, the setting in which they are enjoyed, and even what beverages we drink all play a role in society. The Basque people enjoy many tasty foods that are unique. Today, we are lucky that we get to try food from all different cultures from around the world. What are some of your favorite foods from around the world?

Here are some of the most common Basque foods you might see if you travelled to the Basque country. Have you tried any of them before?

Match the picture with the name of the food. Some of these might be new to you, so work with your class and teacher to figure out their name!

1



2



3



4



5



6



7



8



9



- A. Chorizo
- B. Pimiento
- C. Tortilla Patata

- D. Arroz con Leche
- E. Pintxo
- F. Solomo

- G. Bacalao
- H. Gateau Basque
- I. Croquetas

The best way to learn about a culture's food is of course to give it a taste yourself! Here are some recipes that you can try at home or with your class. You should be able to get all these ingredients locally. If you want even more ideas, check out the recipe card in the Education Trunk!

PINTXO

Pintxo come from the Spanish word "pinchar", or to pierce. They are usually small snacks or "tapas" that are served on a slice of baguette and pierced with a toothpick (although not always!) The options for Pintxos are endless, but here are some classics for you to try with your family or calssroom!

Chorizo Pintxo

- Baguette, sliced
- Basque Chorizo, 1 package
- 1 Jar Pimientos (Roasted Red Bell Peppers)
- Olive Oil for cooking
- Optional - slice of favorite cheese

Pour the pimientos and their juice in a small saucepan and heat on the stove over low heat. Slice Basque Chorizo sausage into bite size pieces. Sautee in pan with olive oil until outsides are crispy and cooked through. To assemble, place a small amount of pimientos and 1 piece of chorizo on top of a slice of baguette, and pierce with toothpick. You can also had a small slice of your favorite cheese. You can make as much or as little of this pintxo as you want.

Rice Pudding

- 1/2 gallon whole milk
- 3/4 cup rice - Cal Rose
- 2 cinnamon sticks
- 1 cup sugar

Bring milk, rice, and cinnamon sticks to a slow boil over medium high heat. Stir often (every 20 minutes) to prevent burning to bottom of pan. After 45 minutes, add sugar. Continue to stir and cook until total cook time is between 70 and 90 minutes. As pudding thickens, stir more often. You know it is down when bubbles break like thin mud pots.

Sprinkle cinnamon on top when served.
Optional: Add raisins!

Recipe courtesy of Dan Ansotegui





CHAPTER 4 BASQUE MUSIC

In Chapter 2 we learned about Euskara, the Basque language. One thing we learned is that it wasn't a written language until the 1500's. Stories, myths, history, and traditions were passed down orally, or by mouth. Many of those stories were also passed down through folk music and dance. Next, we are going to explore some of the unique music of the Basque people, and the dances that go with it!

Below are several images of Basque instruments. Work with your teacher to match the image with the correct name and clues.

1.



2.



3.



4.



5.


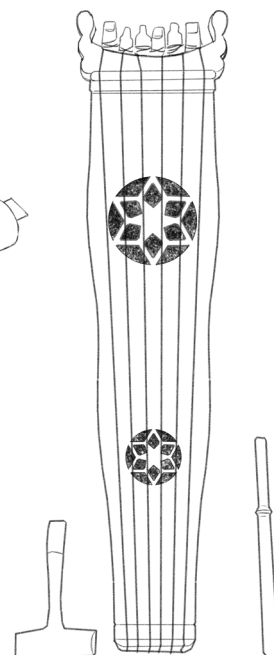
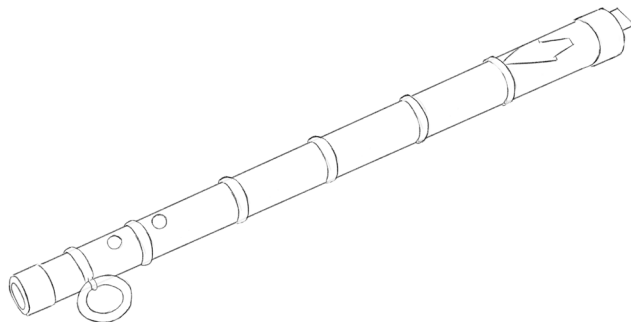

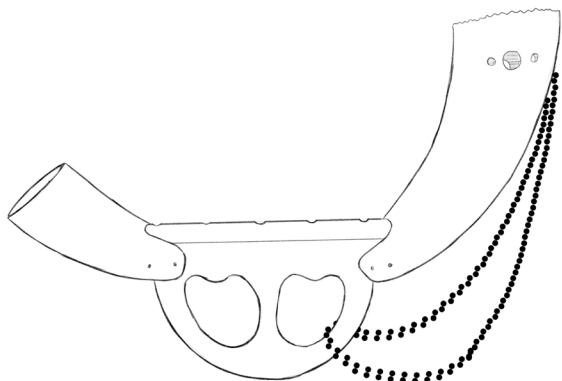


6.



- A. Danboril – percussion instrument that accompanies the txistu.
- B. Pandero – The Basque have a special way of striking this instrument to make many different rhythms and sounds.
- C. Txistu – a common instrument played with one hand in the woodwind family.
- D. Txalaparta – a percussion instrument that originated from pounding apples during cider making.
- E. Ttun Ttun – the name of this instrument is the sound it makes when the string are hit.
- F. Alboka – an ancient instrument with two reeds that can be played at the same time.

These instruments were used in many different social settings, and they are all still used today! Below are the pictures of the same instruments; this time color in the pictures and use the space at the bottom to write down what types of events or gatherings you think you may usually hear them.



When would you hear these played?

Learn a Basque song with us! This song is called "Pintxo Pintxo". Use the music to learn the melody and words, and follow the video on the BMCC Website. Can you discover what this song is about?

Pintxo Pintxo

Pintxo Pintxo gure txakurra da ta Pintxo Pintxo bere izena du Txuri beltza da ta

Ez du koska e - gi - ten be - gi bat ix - ten du jo - las - tu nahi ba du

www.mamalisa.com

Here are the lyrics in Euskara:

Pintxo, pintxo gure txakurra da ta,
 Pintxo, pintxo bere izena du,
 Pintxo, pintxo gure txakurra da ta,
 Pintxo, pintxo bere izena du.
 Txuri, beltza da ta
 ez du koska egiten,
 begi bat ixten du
 jolastu nahi badu.

Here is the translation of the words:

Pintxo, Pintxo is our dog,
 Pintxo, Pintxo, this is its name,
 Pintxo, Pintxo is our dog,
 Pintxo, Pintxo, this is its name,
 It's black and white and
 It doesn't bite,
 It closes one eye,
 If it wants to play.

Many of the Basque instruments require *circular breathing*. This is when you blow out with your mouth and breath air in with your nose in a continuous circle. It is a difficult skill to master! Try this activity with your class to see if you can master this special skill.

Step 1.



Fill clear glass with an inch or two of water. Use a straw to gently blow bubbles.

Step 2.



Try and continuously blow bubbles while taking breaths in through your nose!



SUPPLEMENTAL ACTIVITY

Listen to some Basque Music!



SUPPLEMENTAL ACTIVITY

Make your own Txalaparta!



CHAPTER 5 BASQUE DANCE



From one region to another in the Basque country, the music, dances, and costumes change. There are hundreds of different Basque dances, and they all tell a story. The different music and costumes help add to that story.

Basque dances are done in many different ways. Some are by only men, only women, both men and women, children, adults, or the entire village! It is very important to the Basque people to continue sharing and teaching these dances and their meanings. Dancing is an important part of Basque culture today, and in the past.

Some Basque dances are over 2,000 years old, and they often dance to the music played by the txistu, pandero, and danboril like you just learned about in the last chapter. Some say that Basque children learn how to dance before they learn how to speak!

Photos courtesy of the Oinkari Basque Dancers.



SUPPLEMENTAL ACTIVITY

Dance Videos

Here are some typical Basque dancers from Idaho. Take some time to color them in. You can color them in traditional colors for this costume, such as a white shirt, black vest, and red skirt, or you can color them in a new way.



Tamborrada

The easiest Basque dance to master. If you can clap and skip, you've got it!

Get into a large circle – a little less than an arms' width apart.

Listen to the music and to the leader because they will call out the instructions to the music!

Remember...

Two important things to know about Basque dancing – when it's time to go, square your arms in the air and snap your fingers. And the very most important thing is to **SMILE**...then if you mess up with your feet, everyone will be looking at you smiling and having a good time, so they won't even notice!



The Music for the Tamborrada can be found in the follow places:

- Online at <https://basquemuseum.eus/learn/virtual-learning-resources/>
- On supplemental materials included with an Education Trunk

Time to go!

Follow the leader, skipping in a big circle when the music begins.

Listen to the music, you will stop and clap 7 times, and then clap 5 times! Do this twice!


Ok, follow the leader again, remember to skip and keep your arms in the air and snap your fingers!

Listen for the pause, and clap 2 times! Clap 2 times again! Great, now listen and clap 5 time and at the end, raise an arm in the air and yell "HEY!". Now do that again!

Grab hands with your neighbors and keep skipping, but now the leader is making a giant snake winding around!

Now repeat everything you just did one more time with the music, and you have learned the Tamborrada!

This Basque dance that is still danced in the Basque Country AND here in the United States at festivals, parties, and just for fun! Great job!





CHAPTER 6

BASQUE SPORTS

Even though the Basque people are known to be hard workers, sometimes you need to have a bit of fun! There are many different sports common to the Basque people. Some of these are rural sports (competitions that originated from traditional and farming lifestyles of the Basque), other games are court sports (usually ball games) that are played in a Fronton.

A Fronton is a ball court made of a large stone wall in the front and on the left side of the court.

These sports and competitions provided entertainment and also strengthened relationships between towns and villages. When the Basque immigrated to other countries, it was important they brought these traditions with them as well.



Rural Sports

These are examples of rural sports. Read the description and color in the picture. Many of these sports are taking a chore or everyday task and turning it into a competition. Do you have any chores you could turn into a sport or competition at home?

Aizkolaritza • Wood chopping

- Rural communities had to chop wood to build structures and have something to burn in the fireplaces for heat and cooking.
- From this common chore, competitions developed to see who could chop a log the fastest
- In competition, the wood choppers stand on a log and race to be the first one to chop all the way through it.

They better be careful for their toes!



Rural Sports



Sokatira • Tug-of-war

- You probably already know this game and have even tried it before! This is a popular game for both adults and kids during festivals and gatherings.
- Two teams hold onto either end of a rope and try to pull each other over a line in the middle.

Txingak • Weight carrying

- Txinga carrying is popular at festivals and social gatherings, sometimes the winner can win ribbons or prizes!
- Competitors see how far they can walk with a heavy weight in each hand before they drop it.
- You aren't allowed to set it down or re-adjust your grip!
- Men, women, and kids can compete in Txingas.



Harri jasotzea Weight lifting

- This competition is extremely popular, and difficult!
- Two athletes lift heavy stones onto their shoulders to see who can perform the most lifts.
- The weight of this stone is usually between 225 and 500 pounds! That is about half as heavy as a large horse!

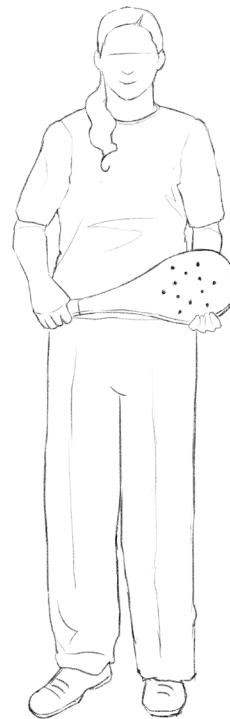


Fronton Sports

There are many different types of ball games that can be played in a Fronton court. These court games were an important way to socialize and stay active, and are still played today. Do any of them seem familiar to you? Or are these sport unique?

Pala • Pilota

- There are many version of pala. The most common use a wooden racket and small rubber ball
- There are many different shapes and sizes of a pala racket for different versions of the game.



Esku • Handball

- Players use their bare hands to hit a hard ball instead of using a racket.
- The early Esku balls were made by wrapping thread and leather around a rock!

Jai alai • Cesta punta

- This game uses a glove that looks like a banana shaped basket attached to the hand to catch and throw the ball. Players use a small rubber ball.
- Considered the "fastest ball game on earth" - the ball travels around 200 miles an hour!



SUPPLEMENTAL ACTIVITY

Watch Basque Sports in Action



CHAPTER 6

IMMIGRATION JOURNEY

The Basque people have always been great explorers. Hundreds of years ago, they sailed far and wide on fishing and whaling expeditions. Many of the sailors on the crews of famous explorers like Christopher Columbus and Ferdinand Magellan were Basque sailors. So, it isn't so surprising that many Basque people have immigrated to other parts of the world in search of opportunity in the more recent past as well.


The journey to get to the United States was long. Use the Map to draw a line from the Basque Country to your State. Be sure to stop in Ellis Island when you land in the United States, just like many immigrants did when they arrived.



The Basque first started moving to the Western United States around the mid 1800's. Many of them came to live in States like Idaho, Washington, Oregon, Nevada, and California. There are many reasons they might have wanted to start a new job or find a new home. What are some of your ideas? Discuss this with your teacher and classmates and write your thoughts down here.

What are some reasons people might immigrate to a new country?

The decision to immigrate to another country was often a difficult one. It was important for the Basque, and immigrants from other countries, to bring their culture with them. Below is a trunk – fill it up with what you think is important to bring with you if you had to immigrate to another country. This can be objects like clothing and money, or it can be knowledge, like how to play a sport or a dance.



Many of the first Basque immigrants to the United States were young men looking for work. Many of them became Shepherders! This was hard, lonely work up in the mountains, but it was a great opportunity for these young immigrants, many whom only spoke Euskara, and still had to learn English. Over time, many women and other family members began to join them, and they often would work or operate a Boardinghouse. Their job was to cook, clean, and take care of their guests who would pay to stay for short or long periods of time. It was very hard work, but helped other Basque immigrants and workers feel at home!

Can you count how many sheep this in this shepherders herd? _____

Bonus Point: Write you number in Euskara! _____



Arborglyphs are carvings that Basque shepherds would sometimes make in the bark of birch trees. Today, we can see the "scab" of their carvings, and they are almost like a "shepherd's diary!" Draw your own Arborglyphs on the trees below.



GLOSSARY

Abarktak	Leather lace up dancing shoes
Bizkaia	Basque Province in Spain
Cesta	Basket used in Jai-Alai
Cesta – punta	Spanish name for Jai-Alai
Chorizo	Basque sunflower
Eguskilore	Basque sausage
Euskadi	Basque Country
Euskal Herria	Basque Country
Euskara	Basque Language
Fronton	Cement or stone Basque ball court
Ikurrina	The Basque flag
Jai-alai	Basque sport played with basket
Lauburu	Basque symbol meaning "four heads"
Pala	Wooden racket
Pandero	Tambourine
Pintxo	Basque style tapas
Danboril	Drum
Trikitixa	Basque accordion
Txapela	Flat hat typical of the Basque
Txingak	Handheld weights
Txistu	Basque flute instrument

**Eskerrik asko! We hope you enjoyed learning about the Basque culture!
Be sure to visit us at the:
Basque Museum & Cultural Center
611 Grove Street, Boise, Idaho**



the **basque** museum
AND CULTURAL CENTER

The Mission of the Basque Museum & Cultural Center is to Preserve, Promote and Perpetuate Basque history and culture.

We hope you find this resource valuable in your classroom and community.

