

English for English Speakers - Beginner: Level 1

English Out There



Download free books at

bookboon.com

English for English Speakers

Beginner: Level 1

English for English Speakers: Beginner: Level 1

1st edition

© 2013 Languages Out There

All characters and images contained in this book are copyrighted creations of Languages Out There Ltd and their licensors

All Rights Reserved.

The right of Languages Out There Ltd to be identified as the author of this work has been asserted.

No part of this publication may be reproduced or transmitted in any form or by any means, electronic or mechanical, including photocopy, recording, or any information and retrieval system, without permission in writing from the copyright holder/publisher, except in the case of brief quotations embodied in critical articles and reviews.

Audio proof, up three levels in 6 lessons

<http://languagesoutthere.podomatic.com>

Buy course ebooks for self-study and teaching

<http://EnglishOutThere.com>

Facebook

www.Facebook.com/EnglishOutThere

Google+

<http://gplus.to/englishoutthere>

Twitter

www.Twitter.com/EnglishOutThere

How to teach and study using EOT

www.YouTube.com/user/languagesoutthere

Online meeting and teaching space, with online class demos

www.Wiziq.com/EnglishOutThere

Download free eBooks at bookboon.com

Distributed by Bookboon. Copyright 2013 Languages Out There and its licensors. Reproduction in whole or in part prohibited except as may be provided under the terms of a Licence Agreement. www.EnglishOutThere.com

Contents

Course Overview	7
Lesson 1: Introductions	9
Lesson 2: Numbers and letters	16
Lesson 3: Telephoning	23
Lesson 4: Taking a taxi	33
Lesson 5: Food and drink	42
Lesson 6: Places in town and directions	52
Lesson 7: Skills and abilities; requests	61

www.sylvania.com

**We do not reinvent
the wheel we reinvent
light.**

Fascinating lighting offers an infinite spectrum of possibilities: Innovative technologies and new markets provide both opportunities and challenges. An environment in which your expertise is in high demand. Enjoy the supportive working atmosphere within our global group and benefit from international career paths. Implement sustainable ideas in close cooperation with other specialists and contribute to influencing our future. Come and join us in reinventing light every day.

Light is OSRAM

**OSRAM
SYLVANIA** 

Download free eBooks at bookboon.com

Distributed by Bookboon. Copyright 2013 Languages Out There and its licensors. Reproduction in whole or in part prohibited except as may be provided under the terms of a Licence Agreement. www.EnglishOutThere.com



Click on the ad to read more

Lesson 8: Life story	68
Lesson 9: Shopping	78
Lesson 10: Travelling by train	89
Lesson 11: Telling the time	99
Lesson 12: Daily routines	107
Lesson 13: Days and dates	113
Lesson 14: Personal information	122
Lesson 15: Checking into/staying at a hotel	130
Lesson 16: Comparing things	141
Lesson 17: Rooms in a house; colours	150



CHALLENGING PERSPECTIVES

Internship opportunities

EADS unites a leading aircraft manufacturer, the world's largest helicopter supplier, a global leader in space programmes and a worldwide leader in global security solutions and systems to form Europe's largest defence and aerospace group. More than 140,000 people work at Airbus, Astrium, Cassidian and Eurocopter, in 90 locations globally, to deliver some of the industry's most exciting projects.

An **EADS internship** offers the chance to use your theoretical knowledge and apply it first-hand to real situations and assignments during your studies. Given a high level of responsibility, plenty of learning and development opportunities, and all the support you need, you will tackle interesting challenges on state-of-the-art products.

We welcome more than 5,000 interns every year across disciplines ranging from engineering, IT, procurement and finance, to strategy, customer support, marketing and sales. Positions are available in France, Germany, Spain and the UK.

To find out more and apply, visit www.jobs.eads.com. You can also find out more on our **EADS Careers Facebook page**.

AIRBUS **ASTRIUM** **CASSIDIAN** **EUROCOPTER**

EADS

Download free eBooks at bookboon.com

Distributed by Bookboon. Copyright 2013 Languages Out There and its licensors. Reproduction in whole or in part prohibited except as may be provided under the terms of a Licence Agreement. www.EnglishOutThere.com



Click on the ad to read more

Lesson 18: Minor physical complaints – at the chemist’s	160
Lesson 19: Likes and dislikes	170
Lesson 20: Activities in the past	180



360°
thinking.

Deloitte.
© Deloitte & Touche LLP and affiliated entities.

Discover the truth at www.deloitte.ca/careers



Course Overview

Level 1	Topic	Aim	Language Focus	Skills
Lesson 1	Introductions	To be able to greet others and introduce themselves	Pronouns and words of greeting and introduction	Speaking, listening
Lesson 2	Numbers and letters	To take down personal details correctly	Numbers and the alphabet	Speaking, listening
Lesson 3	Telephoning	To make basic telephone contact; leave and understand messages; identify answerphone and automated messages	'Can' for requests; telephone vocabulary	Speaking, listening
Lesson 4	Taking a taxi	To feel confident using taxis; correctly identify money; understand key airport signage	Vocabulary of taxis, airport; requests with 'can' and money	Speaking, listening
Lesson 5	Food and drink	To enable students to order a light meal and a drink in a pub or cafe	Food and drink lexis; 'can' for requests	Speaking, listening
Lesson 6	Places in town and directions	To enable you to ask for and understand directions in a town	Some town lexis, prepositions of place and polite requests	Speaking, listening
Lesson 7	Skills and abilities; requests	To say what you can and can't do; to ask for things	Can for ability; Can & could for requests	Speaking, listening
Lesson 8	Life story	To enable you to ask about and talk about important life events	Common past tense regulars and irregulars	Speaking, listening
Lesson 9	Shopping	To enable you to interact in shops	Vocabulary associated with buying / questions	Speaking, listening
Lesson 10	Travelling by train	To enable you to ask for and understand information about train travel,	Vocabulary of train travel; wh / yes –no questions present tense; numbers	Speaking, listening
Lesson 11	Telling the time	To ask for the time, understand, and say what time it is	Present tense; numbers	Speaking, listening
Lesson 12	Daily routines	To enable students to ask about, understand and talk about jobs and daily routines	Job vocabulary; present tense	Speaking and listening

Download free eBooks at bookboon.com

Distributed by Bookboon. Copyright 2013 Languages Out There and its licensors. Reproduction in whole or in part prohibited except as may be provided under the terms of a Licence Agreement. www.EnglishOutThere.com

Lesson 13	Days and dates	To understand and say days and dates; to talk about important dates in our lives	Vocabulary of dates	Speaking and listening
Lesson 14	Personal information	To enable you to ask for and understand information about family, pets, houses etc.	'Have got' plus vocabulary related to family	Speaking, listening
Lesson 15	Checking into / staying at a hotel	To understand and communicate at a hotel reception	Hotel vocabulary; countable and uncountable nouns; ordinal numbers	Speaking, listening
Lesson 16	Comparing things	To compare prices and talk about differences between things in your country and other countries	Present tense; comparative adjectives	Speaking, listening
Lesson 17	Rooms in a house; colours	To understand and talk about rooms in a house; say and understand what colour things are	Vocabulary relating to rooms; colours; prepositions of place	Speaking and listening
Lesson 18	Minor physical complaints – at the chemist's	To enable students to say what's wrong and ask for things at the chemist.	Vocabulary relating to minor health problems; requests	Speaking and listening
Lesson 19	Likes and dislikes	To say what you like and dislike doing in free time; to ask about other's likes and dislikes	Present tense; leisure activity vocabulary	Speaking, listening
Lesson 20	Activities in the past	To enable you to talk about what they did last weekend, last week etc.	Simple past tense; 'go/ went' only	Speaking, listening

Lesson 1: Introductions

Level 1	Topic	Aim	Language Focus	Skills
Lesson 1	Introductions	To be able to greet others and introduce themselves	Pronouns and words of greeting and introduction	Speaking, listening



Self-study

1. Task Sheet 1. Match the greetings with the answers.
2. Task Sheet 2. Fill the gaps in the sentences.
3. Task Sheet 3. Match the flags with the countries. Check your answers in the key. Then put the correct words from the box in the spaces in the sentences. Finally, rearrange the words to make sentences.
4. Task Sheet 4. Fill the gaps, using *is* or *are*.
5. Now go to the *Out There* task.

Out There

Talk to your *Out There* conversation partners about yourself and ask them questions about themselves.

1.1 Task Sheet 1



1. Match the answers in the box with the greetings.

- | | | |
|--|---|----------------------------|
| a) Yes, nice to meet you. | b) Hello Dave | c) My name's Peter. |
| d)morning! | e) Hello Tomoko. Nice to meet you. | |
| f) Hi Jake. Fine thanks, and you? | | |

1. Hello, I'm Diana. What's your name? My name's Peter.
2. Good morning! _____
3. Hello Tom. _____
4. Are you Andy Green? _____
5. Hi Maria. How are you? _____
6. John, this is Tomoko. _____

1.2 Task Sheet 2

7. Fill in the gaps.

<p>a) Hi, I'm Jake. Hello, Maria Hi Maria. to meet you.</p>	<p>b) Good morning, Dave. Morning, Pete. are you? thanks, and?</p>
<p>c) Hi, Susana. Nicolas. Howyou? Fine, you?</p>	<p>d) you Marta? No,notname's Laura.</p>
<p>e) Tanya, is Marc. Marc. Nice to you</p>	<p>f) Hello,Anna, your teacher. What's your? Hello, I'm Katya .</p>

Remember:

<p>short form my name's = my name is</p>	<p>short form I'm = I am</p>	<p>short form what's = what is</p>
---	---	---

Language note: It's more natural to use the 'short form' in spoken English and in informal writing.

1.3 Task Sheet 3

1. Match the flag and the country. Check your answers in the key.



Russia	Mexico	China	Japan	Brazil	Italy	Spain	South Korea
--------	--------	-------	-------	--------	-------	-------	-------------

2. Put the correct word in the spaces.

I'm	Where	am	from	I'm	not
-----	-------	----	------	-----	-----

- | | |
|--------------------------|-------------------------------|
| a) Are you from Brazil? | Yes, I _____. |
| b) Are you from China? | No, I'm _____ I'm from Japan. |
| c) Where are you from? | _____ from Mexico. |
| d) Are you from Spain? | Yes. _____ are you from? |
| e) Where are you from? | I'm _____ Taiwan. |
| f) Are you from England? | No. _____ not. |

3. Put the words in the right order.

- | | |
|----------------------------|-------|
| a) name your What's? | _____ |
| b) are from you Where? | _____ |
| c) from I'm Japan | _____ |
| d) from you Are Russia? | _____ |
| e) I'm No not | _____ |
| f) nice Hello, you meet to | _____ |

1.4 Task Sheet 4

Language note

If you know what country someone is from and want to know which city, ask "Whereabouts?"


Look:


"Where are you from?"	"I'm from Scotland"
"Oh, whereabouts?"	"From Edinburgh"

1. Put **is** or **are** in the gaps

My name is Rita.	How are you?
What a) _____ your name?	Where b) _____ you from?
This is Alex.	Oh. Whereabouts?
c) _____ your name Julia?	d) _____ you from China?
	Are you a student?

Well done, you have now finished the preparation for the speaking practice task.

SIMPLY CLEVER




We will turn your CV into an opportunity of a lifetime

Do you like cars? Would you like to be a part of a successful brand?
We will appreciate and reward both your enthusiasm and talent.
Send us your CV. You will be surprised where it can take you.

Send us your CV on
www.employerforlife.com

Download free eBooks at bookboon.com

Distributed by Bookboon. Copyright 2013 Languages Out There and its licensors. Reproduction in whole or in part prohibited except as may be provided under the terms of a Licence Agreement. www.EnglishOutThere.com



1.5 Task Sheet 5

Out There Task

You are going to talk to your *Out There* conversation partners about yourself and ask them questions about themselves. You have practised the question forms and some key vocabulary in the preparation material.

Before you call your *Out There* conversation partners:

1. Read the task carefully.
2. Do you understand it? If you do not, read it again.
3. Are you ready to call your partners?
4. Call and introduce yourself:
5. "Hi, my name is [insert your name here], I'm learning English, can I ask you some questions?"
6. Say 'thank you'...and begin the task.
7. Remember to write your partners' answers down and ask them to use the 'chat' box to spell words and phrases you don't understand.
8. Remember you can record your conversations and listen to them again!

Ready?

Introduce yourself to your *Out There* conversation partners.

Ask their name and other key information using the questions below.

Listen to your conversation partners and answer their questions.

Then you ask the questions.

If possible, write down their answers.

Hello, my name's _____

What's your name?

Nice to meet you. / How are you?

Where are you from?

Whereabouts?

1.6 Answer Key

Task Sheet 1

1. 1. c; 2. d; 3. b; 4. a; 5. f; 6. e

Task Sheet 2

- a. I'm, nice; b. How, Fine, you; c. Hi, are, and; d. Are, I'm, My;
e. this, Hello, meet; f. I'm, name

Task Sheet 3

1. a. Japan; b. Brazil; c. South Korea; d. Spain;
e. China; f. Russia; g. Mexico; h. Italy
2. a. am; b. not; c. I'm; d. Where ; e. from; f. I'm
3. a. what's your name; b. where are you from?; c. I'm from Japan;
d. are you from Russia?; e. no, I'm not; f. hello, nice to meet you

Task Sheet 4

1. a. is; b. are; c. is; d. are

Lesson 2: Numbers and letters

Level 1	Topic	Aim	Language Focus	Skills
Lesson 2	Numbers and letters	To take down personal details correctly	Numbers and the alphabet	Speaking, listening

Self-study

1. Task Sheet 1. Listen and write the letters in the correct box. Then listen to the spelling of the names and write the names.
2. Task Sheet 2. Listen to the numbers and repeat them. Then match the telephone numbers with the way you say them. Finally match the phrases with their meanings.
3. Task Sheet 3. Match the questions and the answers. Then write the numbers next to the correct address. Finally put the words in the correct order to make sentences.
4. Now go to the *Out There* task.

Out There

Talk to your *Out There* conversation partners about yourself and ask them questions about themselves.

I joined MITAS because
I wanted **real responsibility**

The Graduate Programme
for Engineers and Geoscientists
www.discovermitas.com



Month 16

I was a construction supervisor in the North Sea advising and helping foremen solve problems

Real work
International opportunities
Three work placements







2.1 Task Sheet 1

Exercise 1

Listen to the letters of the alphabet.

a b c d e f g h i j k l m n o p q r s t u v w x y z

Listen and repeat the letters.

Now write the letters with similar sounds in the same box.

<u>a</u> <i>j</i>	<u>b</u> <i>c</i>	<u>f</u>	<u>i</u>	<u>o</u>	<u>q</u>	<u>r</u>
----------------------	----------------------	----------	----------	----------	----------	----------

Exercise 2

Listen and write down the names.

1. _____
2. _____
3. _____
4. _____
5. _____
6. _____
7. _____
8. _____

2.2 Task Sheet 2

Exercise 1

Listen and repeat the numbers.

1	2	3	4	5	6	7	8	9	10	11	12	13	14	15	16	17	18	19	20
21	30	31	40	41	50	51	60	61	70	71	80	81	90	91	100	101			

Exercise 2

Match these telephone numbers to how you say them:

- | | |
|------------|-------------------------------------|
| 1. 294587 | 1. two nine four, three eight seven |
| 2. 018369 | 2. eight eight oh, two one nine |
| 3. 293487 | 3. oh one eight, three six nine |
| 4. 880912 | 4. seven four oh, two three five |
| 5. 081369 | 5. two nine four, five eight seven |
| 6. 740235 | 6. eight eight oh, one nine two |
| 7. 880192 | 7. two nine three, four eight seven |
| 8. 880219 | 8. oh eight one three six nine |
| 9. 740253 | 9. eight eight oh nine one two |
| 10. 294387 | 10. seven four oh two five three |

Exercise 3

Here are some useful phrases.

Match the phrases with their meaning:

What do you say when:

- | | |
|---|---------------------------------------|
| 1) someone is speaking too fast | a) Pardon? |
| 2) you don't hear | b) Can you speak more slowly, please? |
| 3) you want to write down a name | c) Can you say that again, please? |
| 4) you want someone to repeat something | d) Can you spell that again, please? |

2.3 Task Sheet 3

Exercise 1

Look at these questions and match them to the correct answers:

- | | |
|-------------------------------|-----------------------------|
| 1. What's your first name? | a. Scotland |
| 2. What's your surname? | b. 0894736849343 |
| 3. What's your address? | c. 554723 |
| 4. What's your phone number? | d. WN34 5TR |
| 5. What's your mobile number? | e. McDonald |
| 6. Where are you from? | f. 23 Roberts Road, Windsor |
| 7. What's your postcode? | g. Marie |

Exercise 2

Look at these numbers:

thirteen	eighty seven	fifteen	thirty
two hundred and forty six	fifty	seventy eight	twenty four

Now write them next to the correct address:

- | | |
|------------------------|-------|
| 1. 50 Castle Street | _____ |
| 2. 30 Millbank Road | _____ |
| 3. 13 West Street | _____ |
| 4. 246 Grange Avenue | _____ |
| 5. 15 Buckingham Drive | _____ |
| 6. 24 Forest way | _____ |
| 7. 78 Clifton Avenue | _____ |
| 8. 87 Church Road | _____ |

Exercise 3

Reorder the words to spell the useful phrases. Write them below.

- | | |
|--------------------------------------|-------|
| 1. say please? Can that you again | _____ |
| 2. that please? you spell Can | _____ |
| 3. speak can more you Please slowly? | _____ |
| 4. don't sorry I understand I'm | _____ |

Well done, you have now finished the preparation for the speaking practice task.

2.4 Task Sheet 4

Out There Task

You are going to talk to your *Out There* conversation partners about yourself and ask them questions about themselves. You have practised the question forms and some key vocabulary in the preparation material.

Before you call your *Out There* conversation partners:

1. Read the task carefully.
2. Do you understand it? If you do not, read it again.
3. Are you ready to call your partners?
4. Call and introduce yourself:
5. "Hi, my name is [insert your name here], I'm learning English, can I ask you some questions about you?"
6. Say 'thank you'...and begin the task.
7. Remember to write your partners' answers down and ask them to use the 'chat' box to spell words and phrases you don't understand.
8. Remember you can record your conversations and listen to them again!



"I studied English for 16 years but...
...I finally learned to speak it in just six lessons"
Jane, Chinese architect

ENGLISH OUT THERE

Click to hear me talking before and after my unique course download

Download free eBooks at bookboon.com

Distributed by Bookboon. Copyright 2013 Languages Out There and its licensors. Reproduction in whole or in part prohibited except as may be provided under the terms of a Licence Agreement. www.EnglishOutThere.com



Click on the ad to read more

Ready?

Introduce yourself to your *Out There* conversation partners.

Ask their names and other key information using the questions below. If possible, write down their answers in the spaces provided. Don't forget the useful phrases you have learnt if you need the information repeated.

Then listen to your conversation partners and answer their questions.

What's your first name? _____

What's your surname? _____

What's your address? _____

What's your phone number? _____

What's your mobile number? _____

What's your postcode? _____

Where are you from? _____

2.5 Answer Key

Task Sheet 1

1.

a h j k	b c d e g p t v	f l m n s x z	i y	o	q u w	r
------------------	--------------------------------------	---------------------------------	--------	---	-------------	---

2.

1. John Barker
2. Charles Fordham
3. Geoffrey Morgan
4. Yasmin Rendle
5. Leonard Wyeth
6. Rosemary Bazallegette
7. Joy Montgomery
8. Francis Kendal

Task Sheet 2

1. 1. b 2. a 3. d 4. c
 2. 1. e 2. c 3. g 4. i 5. h 6. d 7. f 8. b 9. j 10. a
 3. 1.b 2.a 3.d 4.c

Task Sheet 3

1. 1. g 2. e 3. f 4. c 5. b 6. a 7. d
 2. 1. fifty 2. thirty 3. thirteen 4. two hundred and forty six 5. fifteen 6. twenty four
 7. seventy eight 8. eighty seven
 3. 1. Can you say that again, please?
 2. Can you spell that, please?
 3. Can you speak more slowly, please?
 4. I'm sorry, I don't understand

Lesson 3: Telephoning

Level 1	Topic	Aim	Language Focus	Skills
Lesson 3	Telephoning	To make basic telephone contact; leave and understand messages; identify answerphone and automated messages	'Can' for requests; telephone vocabulary	Speaking, listening

Self-study

1. Look at Task Sheet 1. Match the words and the pictures. Then check your answers in the key.
2. Now look at Task Sheet 2. Exercise 1. Select the correct answer – true or false. Then go to Exercise 2 and fill the gaps in the dialogues.
3. Task Sheet 3. Look at Exercise 1. Choose the correct expression a–f. Then look at Exercise 2. Listen and tick the correct answer. Then go to Exercise 3. Listen again and put the words in the correct spaces.
4. Task Sheet 4. Listen and repeat the dialogue. Then go to Exercise 2 and put the dialogues in the correct order.
5. Now go to the Out There task.

Out There

Act out some telephone conversation scenarios with your Out There conversation partner

3.1 Task Sheet 1

Match the words and the pictures

to dial	to hang up	to text	to hold on	to speak to	to answer	to take a message	a phone box	a mobile	answer phone
---------	------------	---------	------------	-------------	-----------	-------------------	-------------	----------	--------------



a. _____



f. _____



b. _____



g. _____



c. _____



h. _____



d. _____



i. _____



e. _____



j. _____

Check your answer in the key.

- c) “Hello. Is Sue there please?”
 “Who’s calling?”
 “It’s Jenny”
 “Sorry. She’s not in right now. Can I take a message?”
 “No, it’s OK. I’ll try again later”

Jenny speaks to Sue True or False?

- d) “Hi. Can I speak to Sue?”
 “Is that Jenny? Sorry, she’s still out.”
 “Right. Can you give her a message? Can you ask her to text me”
 “Sure. Has she got your number?”
 “Yes”
 “OK. Bye”

Sue speaks to Jenny True or False?

2. Listen and select the correct word for each space.

- a)

here	tell	called	speak
------	------	--------	-------

“Hello. Can I to Bernie, please?”
 “Sorry. He’s not at the moment”
 “OK. Can you him Mark He’s got my number”
 “OK. Bye”

- b)

got	speaking	it’s	that
-----	----------	------	------

“Hello. Is Mark?”
 “Yes...”
 “Hi. Bernie here. I your message”

- c)

take	calling	in	here
------	---------	----	------

“Hello. Is Sue please?”
 “Who’s?”
 “It’s Jenny”
 “Sorry. She’s not right now. Can I a message?”
 “No, it’s OK. I’ll try again later”

d)

can	message	ask	out
-----	---------	-----	-----

“Hi. I speak to Sue?”

“Is that Jenny? Sorry, she’s still”

“Right. Can you give her a.....? Can you her to text me”

“Sure. Has she got your number?”

“Yes”

“OK. Bye”

Listen to check your answers.

WHILE YOU WERE SLEEPING...

DUKE
THE FUQUA
SCHOOL
OF BUSINESS

www.fuqua.duke.edu/whileyouweresleeping



3.3 Task Sheet 3

1. Which expression is correct in each pair?

- a) Can I speak to Bernie? / I want to speak to Bernie.
- b) I am Bernie. / It's Bernie here.
- c) Who's calling? / Who are you?
- d) I want to speak to Sue. / Is Sue there?
- e) Can you tell her I called? / Can you say her called?
- f) Here is Jenny. / Jenny speaking.

2. Listen and tick [✓] the correct situation.

- a) "Hi. This is Tony. I'm sorry I'm not here to answer your call. Please leave your message when you hear the tone and I'll call you back as soon as possible"
 It's an answer phone. The number is not correct.
- b) "The number you have dialled has not been recognised. Please hang up and try again"
 It's an answer phone. The number is not correct.

3. Listen again and join the words to the correct spaces.

message	leave	tone	call	answer
----------------	--------------	-------------	-------------	---------------

- a) "Hi. This is Tony. I'm sorry I'm not here to..... your call. Please..... your when you hear the and I'llyou back as soon as possible"

hang up	try	dialled	number
----------------	------------	----------------	---------------

- b) "The you have has not been recognised. Please and again"

3.4 Task Sheet 4

1. Look.

**Can I speak to Jodie?
Is Jodie there?
Is that Jodie?**

Who's calling?

**It's Nick (here).
Nick speaking.**

**I'm sorry, he's out.
I'm sorry, he's not here.**

Can I take a message?

**Can you tell him to phone me?
Can you ask him to text me?
Can you give him a message?**

**It's about the train tickets.
It's about the meeting.
It's about my English lesson.
It's about the cinema.**

Listen and repeat.

2. Put the lines of the dialogues in the correct order:
- a) - Oh hi, Tom. It's Jane
 - Hello.
 - Speaking.
 - Hello Can I speak to Tom?
- b) - Can I take a message?
 - 483668
 - No, I'm sorry. He's out. Who's calling?
 - Hello. Is Richard there please?
 - It's Alix
- c) - Has he got your number?
 - Can you tell him Chris called. Can you ask him to text me.
 - Yes
 - Can I take a message?

Listen and check your answers.

Well done, you have now finished the preparation for the speaking practice task.

Excellent Economics and Business programmes at:



**university of
groningen**




**“The perfect start
of a successful,
international career.”**

CLICK HERE
to discover why both socially
and academically the University
of Groningen is one of the best
places for a student to be

www.rug.nl/feb/education

Download free eBooks at bookboon.com

Distributed by Bookboon. Copyright 2013 Languages Out There and its licensors. Reproduction in whole or in part prohibited except as may be provided under the terms of a Licence Agreement. www.EnglishOutThere.com



Click on the ad to read more

3.5 Task Sheet 5

Out There Task

You are going to act out some telephone conversation scenarios with your *Out There* conversation partners.

Before you call your *Out There* conversation partners:

1. Read the task carefully.
2. Do you understand it? If you do not, read it again.
3. Are you ready to call your partners?
4. Call and introduce yourself:
5. “Hi, my name is [insert your name here], I’m learning English, can I act out telephone conversations with you?”
6. Say ‘thank you’...and begin the task.
7. Remember to write your partners’ answers down and ask them to use the ‘chat’ box to spell words and phrases you don’t understand.
8. Remember you can record your conversations and listen to them again.

Introduce yourself to your *Out There* conversation partners.

Using the table below and the language you have been practising, have the conversations. Look at Task Sheet 4 to help you.

Copy the table and instructions below for conversation partners to follow (send via text message before you start the task):

Ready?

You are going to act out some telephone conversation scenarios with your *Out There* conversation partners.

Who	What about	Message
Martin	English lessons	text
Sandra	the cinema tonight	call
Charlotte	some CDs	try again later
Alex	the concert tickets	call on your mobile
Tom	homework	text

3.6 Answer Key

Task Sheet 1

a. to text; b. an answer phone; c. a phone box; d. to dial; e. to take a message; f. to hang up; g. a mobile; h. to speak to; i. to answer; j. to hold on

Task Sheet 2

1. a. False; b. True; c. False; d. False
2. a. speak; in; tell; called
b. that; speaking; it's; got
c. there; calling; in; take;
d. can; out; message; ask

Task Sheet 3

1. a. Can I speak to Bernie?; b. It's Bernie here; c. Who's calling?;
d. Is Sue there? e. Can you tell her I called;
f. Jenny speaking
2. a. answer phone; b. the number is not correct
3. a. answer; leave; message; tone; call
b. number; dialled; hang up; try

Task Sheet 4

2.
 - a) Hello.
Hello. Can I speak to Tom?
Speaking.
Oh hi, Tom. It's Jane
 - b) 483668
Hello. Is Richard there please?
No, I'm sorry. He's out. Who's calling?
It's Alix
Can I take a message?
 - c) Can I take a message?
Can you tell him Chris called. Can you ask him to text me.
Has he got your number?
Yes

Lesson 4: Taking a taxi

Level 1	Topic	Aim	Language Focus	Skills
Lesson 4	Taking a taxi	To feel confident using taxis; correctly identify money; understand key airport signage	Vocabulary of taxis, airport; requests with 'can' and money	Speaking, listening

Self-study

1. Task Sheet 1. Match the words and the pictures. Then check your answers in the key.
2. Task Sheet 2. Listen to the dialogues and underline the correct answers a), b) or c).
3. Task Sheet 3. Put the sentences in the correct order to make dialogues. Listen and check your answers. Then listen again and repeat the sentences.
4. Task Sheet 4. Go to Exercise 1. Match the words with the pictures. Then look at Exercise 2. How much is the total in each sentence? Write the answers in the boxes.
5. Now go to the *Out There* task.

Out There

Practise some dialogues with your *Out There* conversation partners

.....Alcatel-Lucent 

www.alcatel-lucent.com/careers

What if you could build your future and create the future?

One generation's transformation is the next's status quo. In the near future, people may soon think it's strange that devices ever had to be "plugged in." To obtain that status, there needs to be "The Shift".



4.1 Task Sheet 1

Match the words and the pictures.

- | | | | |
|----------------|--------------------|------------------------|----------------|
| 1. a taxi rank | 2. a receipt | 3. the airport | 4. the station |
| 5. the fare | 6. the city centre | 7. Departures | |
| 8. Arrivals | 9. Check-In | 10. the Duty Free shop | |



a. _____




f. _____



b. _____



g. _____



c. _____



h. _____



d. _____



i. _____



e. _____




j. _____

Check your answers in the key.

4.2 Task Sheet 2

Look at the pictures, listen to the dialogues and underline the correct answers.




1. Where's the taxi rank?
a) at the station
b) in the city centre
c) at the airport



2. Where does she want to go?
a) the station
b) the city centre
c) the airport



3. How much does it cost to the hotel?
a) £5.60
b) £6.60
c) £6.50



4. What's the fare?
a) £9.00
b) £19
c) £9.90

4.3 Task Sheet 3

Put the lines of the dialogues in the correct order.

1. - There's a taxi rank in the city centre, opposite the cinema.
- Excuse me. Where can I get a taxi?
- Thanks.

2. - The airport.
- Certainly? Where would you like to go?
- OK. Just a minute.
- Excuse me, can you get me a taxi, please?

3. - George Hotel? This time of day? About £6.50.
- Can you take me to the George Hotel – what's the fare, more or less?
- Where to?

4. - £9.90
- Can I have a receipt?
- How much is that?
- Sure. Here you are.

Listen and check your answers.

Listen and repeat.


4.4 Task Sheet 4

Look:

Exercise 1

Match the word to the correct coin.

one pound two pounds fifty p twenty p ten p five p two p one p



Listen and repeat the words.



Maastricht University *Leading in Learning!*

**Join the best at
the Maastricht University
School of Business and
Economics!**

Top master's programmes

- 33rd place Financial Times worldwide ranking: MSc International Business
- 1st place: MSc International Business
- 1st place: MSc Financial Economics
- 2nd place: MSc Management of Learning
- 2nd place: MSc Economics
- 2nd place: MSc Econometrics and Operations Research
- 2nd place: MSc Global Supply Chain Management and Change

Sources: Keuzegids Master ranking 2013; Elsevier 'Beste Studies' ranking 2012; Financial Times Global Masters in Management ranking 2012

Maastricht University is the best specialist university in the Netherlands
(Elsevier)

Visit us and find out why we are the best!
Master's Open Day: 22 February 2014

www.mastersopenday.nl

Download free eBooks at bookboon.com

Distributed by Bookboon. Copyright 2013 Languages Out There and its licensors. Reproduction in whole or in part prohibited except as may be provided under the terms of a Licence Agreement. www.EnglishOutThere.com



Exercise 2

How much is this? First say your answer, then write it.

1. £1 + £2 + 50 + 5		
2. £5 + 20+5		
3. £ 2 + £1 + 50 + 20+2+2+1		
4. £1+ 50+ 10 + 5		
5. £10 + £1+50+ 20+5		
6 £2 + £1+£1+ 50+ 20+ 30		

Well done, you have now finished the preparation for the speaking practice task.

4.5 Task Sheet 5

Out there Task

You are going to practise some dialogues with your *Out There* conversation partners. They are going to pretend to be a taxi driver and you are going to tell them where you want to go and ask them how much it costs. You are also going to ask for a receipt at the end of the journey and have a general conversation with them during your “journey” if you can. Use the language you have been practising in the self-study material.

Before you call your *Out There* conversation partners:

1. Read the task again.
2. Do you understand it? If you do not, read it again.
3. Are you ready to call your partners?
4. Call and introduce yourself:
5. “Hi, my name is (insert your name here), I’m learning English. Can I ask you some questions about taking a taxi?”
6. Say ‘thank you’...and begin the task.
7. Remember to write your partners’ answers down and ask them to use the chat box to spell words and phrases you don’t understand.

Ready?

Ask the ‘taxi driver’ to take you to the places below

e.g. Hello/Good morning. Can I go to The King’s Hotel, please?

The King’s Hotel

- The Green Dragon Restaurant
- Cambridge Road
- The airport
- The railway station

Copy instructions below for conversation partners to follow (send via text message before you start the task):

You are going to practise some dialogues. You are going to pretend to be a taxi driver and have a general conversation with them during your “journey” if you can.

4.6 Answer Key

Task Sheet 1

1 h; 2 f; 3 g; 4 c; 5 i; 6 j; 7 d; 8 a; 9 b; 10 e

Task Sheet 2

1 b; 2 c; 3 c; 4 a

Task Sheet 3

- Excuse me. Where can I get a taxi?
- There's a taxi rank in the city centre, opposite the cinema
- Thanks

Task sheet 3

1. - Excuse me. Where can I get a taxi?
 - There's a taxi rank in the city centre, opposite the cinema
 - Thanks



REDEFINE
YOUR FUTURE

**> Join AXA,
A GLOBAL LEADING
COMPANY IN INSURANCE
AND ASSET MANAGEMENT**

redefining / standards 

agence odg - © Photonstop

Download free eBooks at bookboon.com

Distributed by Bookboon. Copyright 2013 Languages Out There and its licensors. Reproduction in whole or in part prohibited except as may be provided under the terms of a Licence Agreement. www.EnglishOutThere.com

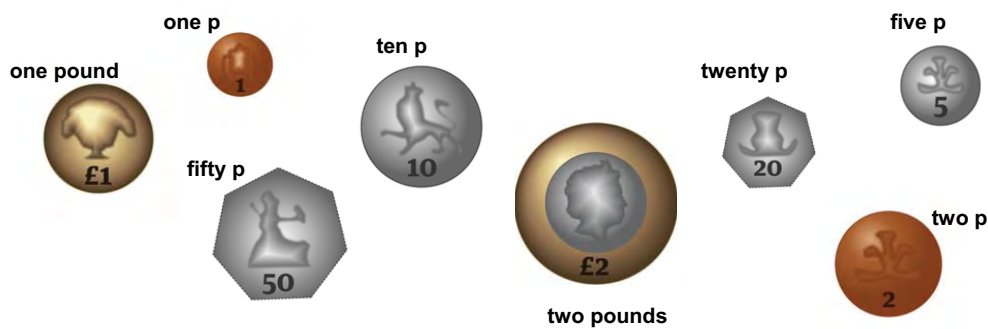


Click on the ad to read more

2. - Excuse me, can you get me a taxi, please?
 - Certainly? Where would you like to go?
 - The airport.
 - OK. Just a minute
3. - Where to?
 - Can you take me to the George Hotel – what’s the fare, more or less?,
 - George Hotel? This time of day? About £6.50
4. - How much is that?
 - £9.90
 - Can I have a receipt?
 - Sure. Here you are

Task Sheet 4

1.



2.

1. £3.55
2. £5.25
3. £3.75
4. £1.65
5. £11.75
6. £4.80

Lesson 5: Food and drink

Level 1	Topic	Aim	Language Focus	Skills
Lesson 5	Food and drink	To enable students to order a light meal and a drink in a pub or cafe	Food and drink lexis; 'can' for requests	Speaking, listening

Self-study

1. Look at Task Sheet 1. Match the pictures to the words. Then check your answers in the key.
2. Now look at Task Sheet 2. Find 16 words for foods and drinks and then write them in the correct column – Food or Drink. Then match the different foods with the animals they come from.
3. Task Sheet 3. Look at the menu. Then listen and tick what the customers order.
4. Task Sheet 4. Listen and write the conversations in the correct order. Then listen to the prompts and practise ordering food and drink.
5. Listen and write down how much each item costs.
6. Now go to the *Out There* task.

Out There

To practise ordering food and drink with your *Out There* conversation partners.

5.1 Task Sheet 1

Exercise 1

Match the picture to the words.

- | | | | |
|------------------------------|----------------------|--------------------|----------------------|
| 1. a burger and chips | 2. a cup of coffee | 3. ice cream | 4. orange juice |
| 5. a cup of tea | 6. a cheese sandwich | 7. tomato soup | 8. a bottle of water |
| 9. a piece of chocolate cake | | 10. fish and chips | |




a. _____



f. _____



b. _____



g. _____



c. _____



h. _____



d. _____



i. _____



e. _____



j. _____

Check your answers in the key.

Listen and repeat.

Download free eBooks at bookboon.com

Distributed by Bookboon. Copyright 2013 Languages Out There and its licensors. Reproduction in whole or in part prohibited except as may be provided under the terms of a Licence Agreement. www.EnglishOutThere.com

5.2 Task Sheet 2

Exercise 1

Here are some more things you eat and drink. Can you separate them?

coke pizzabeermilk lasagnasaladsausagesomelettepasta lemonade fruitriceeggbeanslagerpeas

Now put them in the food or drink columns:

Food	Drink



Empowering People. Improving Business.

BI Norwegian Business School is one of Europe's largest business schools welcoming more than 20,000 students. Our programmes provide a stimulating and multi-cultural learning environment with an international outlook ultimately providing students with professional skills to meet the increasing needs of businesses.

BI offers four different two-year, full-time Master of Science (MSc) programmes that are taught entirely in English and have been designed to provide professional skills to meet the increasing need of businesses. The MSc programmes provide a stimulating and multi-cultural learning environment to give you the best platform to launch into your career.







- MSc in Business
- MSc in Financial Economics
- MSc in Strategic Marketing Management
- MSc in Leadership and Organisational Psychology

www.bi.edu/master



2. Here are foods that come from animals. Put the food with the animal.

steak	prawns	pork	cod	beef
chicken	lamb	ham	bacon	tuna



<i>Menu</i>	
<p><u>Soup of the Day</u> <i>Tomato</i></p> <p><u>Sandwiches</u> <i>Cheese</i> <i>Ham</i> <i>Tuna and mayonnaise</i> <i>Bacon, lettuce, tomato</i> <i>Prawn and mayonnaise</i> <i>Chicken salad</i></p> <p><u>Hot dishes</u> <i>Burger and chips</i> <i>Omelette and chips</i> <i>Cod and chips</i> <i>Spaghetti</i> <i>Bacon, egg, sausage, tomato</i></p>	<p><u>Drinks</u> <i>Coke</i> <i>Pepsi</i> <i>Mineral water</i> <i>Tea</i> <i>Coffee</i> <i>Hot chocolate</i></p> <p><u>Desserts</u> <i>Ice cream</i> <i>Fruit salad</i> <i>Chocolate cake</i> <i>Rice pudding</i></p>



Listen. What do the customers order?

- a) _____
- b) _____
- c) _____
- d) _____
- e) _____
- f) _____

Download free eBooks at bookboon.com

5.4 Task Sheet 4

1 Listen again and put the sentences in order.

- 1. "Er...yes, a Coke please"
 "Anything else?"
 "I'll have tomato soup, please and a burger and chips"
 "Good afternoon. What would you like?"
-
-
-
-

- 2. "Yes thanks"
 "Is that all?"
 "Can I have a cheese sandwich and a piece of chocolate cake"
 "Hi there – what can I get you?"
 "Yes, I'll have a cup of tea, please?"
 "Anything to drink?"
-
-
-
-
-
-

Exercise 2

To say what you want, ask 'Can I have please?' or 'I'll have...please.'

Listen and ask for the food and drink you hear.

Prompts:

- | | | |
|----------------------|--------------------|-----------------------------|
| 1. a cup of tea | 4. a cup of coffee | 7. a glass of milk |
| 2. a tuna sandwich | 5. steak and chips | 8. a bacon sandwich |
| 3. a bottle of water | 6. a beer | 9. some chocolate ice cream |

5.5 Task Sheet 5

Exercise 1



Need help with your dissertation?

Get in-depth feedback & advice from experts in your topic area. Find out what you can do to improve the quality of your dissertation!

Get Help Now



Go to www.helpmyassignment.co.uk for more info



Helpmyassignment

Download free eBooks at bookboon.com

Distributed by Bookboon. Copyright 2013 Languages Out There and its licensors. Reproduction in whole or in part prohibited except as may be provided under the terms of a Licence Agreement. www.EnglishOutThere.com



Click on the ad to read more

Listen and repeat.

Exercise 2

Ask for these things. Remember to say 'Can I have...please' or 'I'll have...please' and then ask the price. Listen and write down how much it costs.

1. a ham sandwich _____
2. a burger _____
3. sausage, egg and chips _____
4. a cheese salad _____
5. a piece of chocolate cake _____
6. a beer _____

Well done, you have now finished the preparation for the speaking practice task.

5.6 Task Sheet 6

Out There Task

You're in a cafe and want to order something to eat and drink. Here's the menu. Your conversation partner is the 'waiter'. Don't forget to pay! (Write down how much it costs).

Before you call your *Out There* conversation partners:

1. Read the task again.
2. Do you understand it? If you do not, read it again.
3. Are you ready to call your partners?
4. Call and introduce yourself:
5. "Hi, my name is (insert your name here), I'm learning English. Can I ask you some questions about food and drink?"
6. Say 'thank you' and begin the task.
7. Remember to write your partners' answers down and ask them to use the chat box to spell words and phrases you don't understand.

Ready?

Copy Task Sheet 3 Menu and instructions for conversation partners to follow (send via text message before you start the task):

You are going to pretend to be a waiter.

5.7 Answer Key

Task Sheet 1

1. i; 2. e; 3. g; 4. b; 5. h; 6. c; 7. f; 8. j; 9. d; 10. a

Task Sheet 2

Food:	Drink:
pizza	coke
lasagne	beer
salad	milk
sausages	lemonade
omelette	lager
pasta	
fruit	
rice	
eggs	
beans	
peas	

2.

Pig	Cow	Fish	Hen	Sheep	Shrimp
ham	beef	tuna	chicken	lamb	prawns
bacon	steak	cod			
pork					

Task Sheet 3

a) tomato soup; b) burger and chips; c) Coke; d) a cheese sandwich
e) a piece of chocolate cake; f) a cup of tea

Task Sheet 4

1. “Good afternoon. What would you like?”
 “I’ll have tomato soup, please and a burger and chips”
 “Anything else?”
 “Er...yes, a Coke please”

2. “Hi there – what can I get you?”
 “Can I have a cheese sandwich and a piece of chocolate cake?”
 “Anything to drink?”
 “Yes, I’ll have a cup of tea, please?”
 “Is that all?”
 “Yes thanks”

Task Sheet 5

1. £1.85; 2. £1.50; 3. £2.75; 4. £1.99; 5. 90 p; 6. £2.35

Brain power

By 2020, wind could provide one-tenth of our planet's electricity needs. Already today, SKF's innovative know-how is crucial to running a large proportion of the world's wind turbines.

Up to 25 % of the generating costs relate to maintenance. These can be reduced dramatically thanks to our systems for on-line condition monitoring and automatic lubrication. We help make it more economical to create cleaner, cheaper energy out of thin air.

By sharing our experience, expertise, and creativity, industries can boost performance beyond expectations. Therefore we need the best employees who can meet this challenge!

The Power of Knowledge Engineering

Plug into The Power of Knowledge Engineering.
Visit us at www.skf.com/knowledge

SKF

Download free eBooks at bookboon.com

Distributed by Bookboon. Copyright 2013 Languages Out There and its licensors. Reproduction in whole or in part prohibited except as may be provided under the terms of a Licence Agreement. www.EnglishOutThere.com



Lesson 6: Places in town and directions

Level 1	Topic	Aim	Language Focus	Skills
Lesson 6	Places in town and directions	To enable you to ask for and understand directions in a town	Some town lexis, prepositions of place and polite requests	Speaking, listening

Self-study

1. Task Sheet 1. Match the names of the buildings and the pictures. Check your answers in the key.
2. Task Sheet 2. Write the words next to the diagrams.
3. Task Sheet 3. Study the prepositions. Then look at the map and decide if the sentences are True or False.
4. Task Sheet 4. Asking for directions. Put the words into the correct order.
5. Now go to the *Out There* task.

Out There


Ask your *Out There* conversation partners for directions and give them directions.

6.1 Task Sheet 1


Exercise 1

Match the names and the pictures

- | | | | |
|-------------------|-------------------|-------------------------------|--------------------|
| 1. post office | 2. castle | 3. cashpoint | 4. railway station |
| 5. police station | 6. public toilets | 7. tourist information centre | |
| 8. church | 9. art gallery | 10. sports centre | |



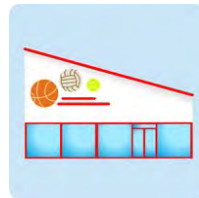
a. _____



f. _____



b. _____



g. _____



c. _____



h. _____



d. _____



i. _____



e. _____



j. _____

Check your answers in the key.

6.2 Task Sheet 2

Exercise 1

Write the words next to the pictures

take the first left	go across the crossroads	a roundabout
go straight ahead	traffic lights	take the second right
go past	you come to a junction	a zebra crossin
turn right	turn left	

1.



2.



3.



4.



5.



6.




7.



8.



9.



10.



11.



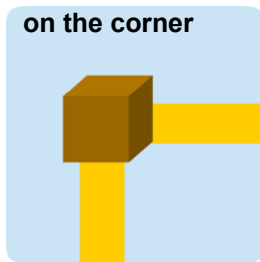
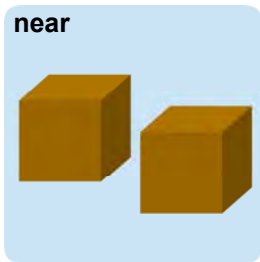
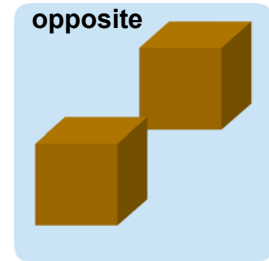
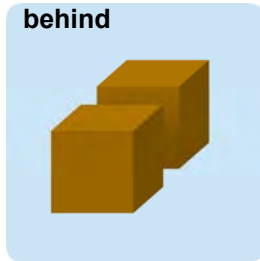

Look at 6 again: “Go straight ahead”.

People also say “Go straight on” or “Go up this street”. It’s the same.

6.3 Task Sheet 3

Exercise 1

Look



"I studied English for 16 years but...
...I finally learned to speak it in just six lessons"
Jane, Chinese architect

ENGLISH OUT THERE

Click to hear me talking before and after my unique course download



Exercise 2

Look at this map



True or False?

T

F

- | | | |
|--|--------------------------|--------------------------|
| 1. The church is near the information centre | <input type="checkbox"/> | <input type="checkbox"/> |
| 2. The art gallery is next to the museum | <input type="checkbox"/> | <input type="checkbox"/> |
| 3. The museum is opposite the church | <input type="checkbox"/> | <input type="checkbox"/> |
| 4. The post office is on the corner | <input type="checkbox"/> | <input type="checkbox"/> |
| 5. The public toilets are behind the art gallery | <input type="checkbox"/> | <input type="checkbox"/> |
| 6. The police station is on the corne | <input type="checkbox"/> | <input type="checkbox"/> |

6.4 Task Sheet 4

There are three basic ways of asking for directions. Can you put the words in the correct order?

me where the excuse is station?

a. _____

me get post office excuse how I do to the

b. _____

me excuse way the to tell me you can the castle

c. _____

Well done, you have now finished the preparation for the speaking practice task.

What do you want to do?

No matter what you want out of your future career, an employer with a broad range of operations in a load of countries will always be the ticket. Working within the Volvo Group means more than 100,000 friends and colleagues in more than 185 countries all over the world. We offer graduates great career opportunities – check out the Career section at our web site www.volvogroup.com. We look forward to getting to know you!

VOLVO
 AB Volvo (publ)
www.volvogroup.com

VOLVO TRUCKS | RENAULT TRUCKS | MACK TRUCKS | VOLVO BUSES | VOLVO CONSTRUCTION EQUIPMENT | VOLVO PENTA | VOLVO AERO | VOLVO IT
 VOLVO FINANCIAL SERVICES | VOLVO 3P | VOLVO POWERTRAIN | VOLVO PARTS | VOLVO TECHNOLOGY | VOLVO LOGISTICS | BUSINESS AREA ASIA



6.5 Task Sheet 5

Out There Task

You are going to ask for and give directions with your *Out There* conversation partners.

Before you call your *Out There* conversation partners:

1. Read the task carefully.
2. Do you understand it? If you do not, read it again.
3. Are you ready to call your partner(s)?
4. Call and introduce yourself:
“Hi, my name is [insert your name here], I’m learning English, can I talk to you about directions?”
5. Say ‘thank you’ and begin the task.
6. Remember to write your partners’ answers down and ask them to use the ‘chat’ box to spell words and phrases you don’t understand.
7. Remember you can record your conversations and listen to them again!

Ready?

Send the map and instructions below for conversation partners to follow (send via text message before you start the task):

Instructions

You will answer your partner’s questions, then ask for:

- the police station
- the information centre
- the church
- the public toilets
- the museum
- the internet cafe



Here's a map of the town. Ask your conversation partners the way to these places. Write them on the map.

1. the museum
2. the nearest cashpoint
3. the bank
4. the shopping centre
5. the art gallery
6. the castle



Now your conversation partners will ask you where places are. Look at your map and give directions.

Download free eBooks at bookboon.com

6.6 Answer Key

Task Sheet 1

1. c; 2. h; 3. e; 4. a; 5. i; 6. b; 7. d; 8. j; 9. f; 10. g

Task Sheet 2

1. turn right; 2 turn left; 3 you come to a junction; 4 traffic lights;
5. take the second right; 6 go straight ahead; 7 go past...;
8. a roundabout; 9. a zebra crossing;
10. go across the crossroads ; 11 take the first left

Task Sheet 3

1. F; 2. T; 3. T; 4. F; 5. T; 6. T

Task Sheet 4

2

- a) Excuse me, where is the station?
- b) How do I get to the post office?
- c) Excuse me, can you tell me the way to the castle?



Lesson 7: Skills and abilities; requests

Level 1	Topic	Aim	Language Focus	Skills
Lesson 7	Skills and abilities; requests	To say what you can and can't do; to ask for things	Can for ability; Can & could for requests	Speaking, listening

Self-study

1. Look at Task Sheet 1. Match the words and the pictures. Then check your answers in the key.
2. Now look at Task Sheet 2. Match the pictures and the sentences. Then fill the gaps in the sentences.
3. Task Sheet 3. What things can you do? Tick the boxes.
4. Now go to the *Out There* task.

Out There

Talk about things you can do and ask your *Out There* conversation partner's things they can do.

7.1 Task Sheet 1

Match the words to the pictures.

- | | | | |
|-------------------|-----------------|----------------|----------|
| 1. smile | 2. roller skate | 3. ride a bike | 4. drive |
| 5. run a marathon | 6. cook | 7. talk | |
| 8. read | 9. walk | 10. play chess | |



a. _____



f. _____



b. _____



g. _____



c. _____



h. _____



d. _____



i. _____



e. _____



j. _____

Check your answers in the key.

Look.



He can swim



He can't run



She can play the piano



She can't play chess



www.sylvania.com

We do not reinvent the wheel we reinvent light.

Fascinating lighting offers an infinite spectrum of possibilities: Innovative technologies and new markets provide both opportunities and challenges. An environment in which your expertise is in high demand. Enjoy the supportive working atmosphere within our global group and benefit from international career paths. Implement sustainable ideas in close cooperation with other specialists and contribute to influencing our future. Come and join us in reinventing light every day.

Light is OSRAM

OSRAM SYLVANIA 



7.2 Task Sheet 2

Exercise 1

Match the pictures and sentences.

1. He can smile but he can't talk
2. He can walk but he can't roller skate
3. She can talk but she can't read
4. She can ride a bike but she can't drive a car
5. He can drive but he can't cook
6. He can cook but he can't run a marathon



a. _____



d. _____



b. _____



e. _____



c. _____



f. _____

Exercise 2

Fill in the gaps.

Look at:

picture a)	Can she?	No, can't
picture b)	Can he drive?	Yes, he
picture c) he cook?	Yes, he can
picture d)	Sheread	
picture e)	He.....talk	
picture f)he?	No, he

Check your answers in the key.

7.3 Task Sheet 3

What about you? What can you do?

Put a ✓ or a X in the box.

Can you

- play a musical instrument
- sing well
- type with all your fingers
- speak French
- play chess
- run 100 metres in 15 seconds
- read music
- learn 10 new English words a day
- swim fast
- drive
- ride a bike
- play tennis
- ride a horse
- roller skate

Well done, you have now finished the preparation for the speaking practice task.

CHALLENGING PERSPECTIVES

Internship opportunities

EADS unites a leading aircraft manufacturer, the world's largest helicopter supplier, a global leader in space programmes and a worldwide leader in global security solutions and systems to form Europe's largest defence and aerospace group. More than 140,000 people work at Airbus, Astrium, Cassidian and Eurocopter, in 90 locations globally, to deliver some of the industry's most exciting projects.

An **EADS internship** offers the chance to use your theoretical knowledge and apply it first-hand to real situations and assignments during your studies. Given a high level of responsibility, plenty of learning and development opportunities, and all the support you need, you will tackle interesting challenges on state-of-the-art products.

We welcome more than 5,000 interns every year across disciplines ranging from engineering, IT, procurement and finance, to strategy, customer support, marketing and sales. Positions are available in France, Germany, Spain and the UK.

To find out more and apply, visit www.jobs.eads.com. You can also find out more on our **EADS Careers Facebook page**.

AIRBUS ASTRIUM CASSIDIAN EUROCOPTER

EADS

Download free eBooks at bookboon.com

Distributed by Bookboon. Copyright 2013 Languages Out There and its licensors. Reproduction in whole or in part prohibited except as may be provided under the terms of a Licence Agreement. www.EnglishOutThere.com



7.4 Task Sheet 4

Out There Task

You are going to talk about things you can do and ask your *Out There* conversation partners about things they can do.

Before you call your *Out There* conversation partners:

1. Read the task carefully.
2. Do you understand it? If you do not, read it again.
3. Are you ready to call your partners?
4. Call and introduce yourself:
 “Hi, my name is [insert your name here], I’m learning English, can I ask you about things you can do?”
5. Say ‘thank you’ and begin the task.
6. Remember to write your partners’ answers down and ask them to use the ‘chat’ box to spell words and phrases you don’t understand.
7. Remember you can record your conversations and listen to them again.

Ready?

Ask your *Out There* conversation partners what they can do. Make notes and write their answers.

Can you:	If yes, what? If not, why not?	He/she said “I can/can’t...”
play a musical instrument?		
make anything with your hands?		
use a computer?		
cook well?		
speak another language?		
remember important dates? (example; when Princess Diana died)		
run more than 500 metres?		
do any sports?		
change a wheel on a car?		
play chess?		

Now ask about any other skills and abilities.

7.5 Answer Key

Task Sheet 1

1 d; 2 i; 3 f; 4 c; 5 j; 6 e; 7 h; 8 a; 9 g; 10 b

Task Sheet 2

1. 1. e; 2. f; 3. d; 4. b; 5. b; 6. c
2. a) drive – can't
b) can
c) c. can
d) d. can't
e) e. can't
f) f. can, roller skate – can't



360°
thinking.

Deloitte.

Discover the truth at www.deloitte.ca/careers

© Deloitte & Touche LLP and affiliated entities.

Download free eBooks at bookboon.com

Distributed by Bookboon. Copyright 2013 Languages Out There and its licensors. Reproduction in whole or in part prohibited except as may be provided under the terms of a Licence Agreement. www.EnglishOutThere.com



Click on the ad to read more

Lesson 8: Life story

Level 1	Topic	Aim	Language Focus	Skills
Lesson 8	Life story	To enable you to ask about and talk about important life events	Common past tense regulars and irregulars	Speaking, listening

Self-study

1. Task Sheet 1. Match the words and the pictures. Then check your answers in the key.
2. Task Sheet 2. Tick the correct answers.
3. Task Sheet 3. Look at the examples in Exercise 1. Then go to Exercise 2. Fill the gaps by choosing the correct words. Check your answers in the key.
4. Task Sheet 4. Look at Exercise 1. Put the expressions in the correct order on the line. Then look at Exercise 2. Put the verbs into two groups – present and past. Then go to Exercise 3 and answer the questions. Listen and check.
5. Task Sheet 5. Match the school subjects with the pictures. Then check your answers in the key.
6. Now go to the *Out There* task.

Out There

Ask your *Out There* conversation partners about important events in their life.

8.1 Task Sheet 1

Match the words and the pictures.

- | | | | |
|-----------------------|----------------------|-------------------|-----------------|
| 1. be born | 2. start school | 3. my best friend | 4. leave school |
| 5. go to university | 6. meet my boyfriend | 7. graduate | |
| 8. start my first job | 9. get married | 10. buy a house | |




a. _____




f. _____



b. _____




g. _____



c. _____



h. _____




d. _____



i. _____



e. _____




j. _____

Check your answers in the key.

8.2 Task Sheet 2

Exercise 1

Listen to the audio file and tick the correct answer.



A

1. Sam was born in **England** **India**
 2. He was born in **1968** **1960**

B

3. Sam's first school was **St. Mary's** **St. George's**
 4. Sam's best friend was **Susan** **Ian**

C

1. Lorna was born in **England** **Scotland**
 2. She went to school when **she was 5** **she was 4**
 3. Her first job was in a **cake shop** **clothes shop**
 4. She got married when **she was 32** **she was 23**
 5. She bought her first house **last year** **this year**

D

6. Sam met his wife **at school** **at university**
 7. He studied **geography** **biology**
 8. He graduated **15 years ago** **5 years ago**

8.3 Task Sheet 3

Exercise 1

Look.

Where were you born?	In India
When were you born?	In 1968
What time of day were you born?	In the morning
Were you born in hospital?	No, at home

Where were you born?	In Oxford
Who was your best friend?	Susan Marshall
What was your favourite subject	Mathematics

When did you start school?	When I was 4
Where did you go to university?	London
What did you study?	Biology

SIMPLY CLEVER

ŠKODA



We will turn your CV into an opportunity of a lifetime



Do you like cars? Would you like to be a part of a successful brand? We will appreciate and reward both your enthusiasm and talent. Send us your CV. You will be surprised where it can take you.

Send us your CV on www.employerforlife.com



Download free eBooks at bookboon.com

Distributed by Bookboon. Copyright 2013 Languages Out There and its licensors. Reproduction in whole or in part prohibited except as may be provided under the terms of a Licence Agreement. www.EnglishOutThere.com



Click on the ad to read more

Exercise 2

Put the words in the boxes in the correct spaces.

did when was who did when were where go what
--

- | | |
|--|-----------------------------|
| 1. When you born? | In 1971 |
| 2. did you start school? | When I was 4 |
| 3. Where... your first school? | In London |
| 4.was your favourite teacher? | Mr Jones, the maths teacher |
| 5. was your favourite subject? | Biology |
| 6. When you leave school? | When I was 18 |
| 7. was your best holiday? | In the USA, in Florida |
| 8. Where did youto university? | Cardiff |
| 9. did you meet your first boyfriend? | When I was 19 |
| 10. When you get married? | In 2004 |

Check your answers in the key.

8.4 Task Sheet 4

Exercise 1

Look.

action	past action
start	started

Put the verbs in the correct column.

left	graduate	was	study	leave	go	went	get
met	got	studied	graduated	meet	be		

Exercise 2

Ask these questions. Speak your answers, then listen and check. Listen again and repeat.

When / born?

Where / born?

born / hospital / at home?

What time of day / born?

When / first go to school?

Who / best friend?

Who / favourite teacher?

What / favourite subject?

What / favourite subject?

When / leave school?

go to university?

Where / go / university?

What / study / at university?

When / graduate

When / get married?

When / buy your first house?

8.5 Task Sheet 5

Match the subjects to the pictures.

1. biology	2. physics	3. geography	4. chemistry
5. mathematics	6. history	7. literature	
8. art	9. information technology	10. languages	



a. _____



f. _____



b. _____



g. _____




c. _____



h. _____




d. _____



i. _____



e. _____



j. _____

Check your answers in the key.

Well done, you have now finished the preparation for the speaking practice task.

8.6 Task Sheet 6

Out There Task

Ask your conversation partners about important events in their life. Write down their answers.

Before you call your *Out There* conversation partners:

1. Read the task (above) carefully.
2. Do you understand it? If you do not, read it again.
3. Are you ready to call your partners?
4. Call and introduce yourself:
5. “Hi, my name is [insert your name here], I’m learning English, can I ask you about important events?”
6. Say ‘thank you’ and begin the task.
7. Remember to write your partners’ answers down and ask them to use the ‘chat’ box to spell words and phrases you don’t understand.
8. Remember you can record your conversations and listen to them again.

I joined MITAS because
I wanted **real responsibility**

The Graduate Programme
for Engineers and Geoscientists
www.discovermitas.com



Month 16

I was a construction supervisor in the North Sea advising and helping foremen solve problems

Real work
International opportunities
Three work placements





Download free eBooks at bookboon.com

Distributed by Bookboon. Copyright 2013 Languages Out There and its licensors. Reproduction in whole or in part prohibited except as may be provided under the terms of a Licence Agreement. www.EnglishOutThere.com



Click on the ad to read more

Ready?

When were you born?	
Where were you born?	
Were you born in hospital or at home?	
What time of day were you born?	
When did first go to school?	
Who is your best friend?	
Who was favourite teacher?	
What was favourite subject?	
When did you leave school?	
Did go to university?	
Where did you go to university?	
What did you study at university?	
When did you graduate?	
When did you get married?	
When did you buy your first house?	

8.7 Answer Key

Task Sheet 1

1. e; 2. h; 3. d; 4. b; 5. f; 6. j; 7. a; 8. i; 9. c; 10. g

Task Sheet 2

- 1) 1. India; 2. 1968; 3. St. George's; 4. Susan
 2) 1. Scotland; 2. she was 4; 3. clothes shop; 4. she was 23; 5. last year; 6. at university;
 7. biology; 8. 5 years ago

Task Sheet 3

1. were; 2. when; 3. was; 4. who; 5. what ; 6. did; 7. where; 8. go; 9. when; 10. did

Task Sheet 4

1.	action	past action
	start	started
	leave	left
	graduate	graduated
	be	was
	study	studied
	go	went
	get	got
	meet	met

2. When were you born?
 Where were you born?
 Were you born in hospital or at home?
 What time of day were you born?
- When did you first go to school?
 Who was your best friend?
 Who was your favourite teacher?
 What was your favourite subject?
 Did you go to university?
 Where did you go to university?
 When did you graduate
 When did you get married?
 When did you buy your first house?

Task Sheet 5

1. d; 2. j; 3. i; 4. a; 5. b; 6. g; 7. e; 8. h; 9. h; 10. c

Download free eBooks at bookboon.com

Lesson 9: Shopping

Level 1	Topic	Aim	Language Focus	Skills
Lesson 9	Shopping	To enable you to interact in shops	Vocabulary associated with buying / questions	Speaking, listening

Self-study

1. Task Sheet 1. Match the words and the pictures. Then check your answers in the key.
2. Task Sheet 2. Find the names of 11 shops. Then fill the gaps using the words in the box.
3. Task Sheet 3. Match the items to the different departments in the department store.
4. Task Sheet 4. Decide whether the shop assistant or the customer says these sentences.
5. Task Sheet 5. Put the conversation in the correct order. Then write *it* or *them* in the gaps in the sentences. Finally, complete the dialogue by filling the gaps.
6. Now go to the *Out There* task.

Out There

Ask your *Out There* conversation partners about shopping and prices.

“I studied English for 16 years but...
...I finally learned to speak it in just six lessons”
Jane, Chinese architect

ENGLISH OUT THERE

Click to hear me talking before and after my unique course download



9.1 Task Sheet 1

Match the words to the pictures.


- | | | | |
|-----------------------|-------------------------------|--------------------|----------------------|
| 1. a dictionary | 2. a stamp | 3. aspirin tablet | 4. a kilo of bananas |
| 5. a pair of earrings | 6. a packet of washing powder | 7. a loaf of bread | |
| | 8. a magazine | 9. a phone card | 10. a DVD |



a. _____



f. _____



b. _____



g. _____




c. _____



h. _____



d. _____



i. _____



e. _____



j. _____

Check your answers in the key.

9.2 Task Sheet 2

Exercise 1

Find the names of some shops.

**bookshop toyshop baker's post office supermarket newsagent's jeweller's music shop
chemist's greengrocer's butcher's**

Exercise 2

Where would you buy these things? Match the words with the shops.

a DVD	a packet of aspirin	a kilo of bananas	a doll
a pair of earrings	a phone card	a guidebook	
some stamps	a loaf of bread	a packet of washing powder	

1. You can buy in a post office
2. You can buy in a chemist's
3. You can buy in a greengrocer's
4. You can buy in a supermarket
5. You can buy in a jeweller's
6. You can buy in a bookshop
7. You can buy in a toyshop
8. You can buy in a music shop
9. You can buy in a baker's
10. You can buy in a newsagent's

9.3 Task Sheet 3

A department store is a large shop, which sells a lot of different things.

Harrods in London is a famous department store.

Here's a department store plan.

Fourth Floor	
Electrical goods	Computers
Third Floor	
Furniture	Toilets
Restaurant	
Second Floor	
Men's clothes	Sports
First Floor	
Ladies' clothes	Shoes
Children's clothes	
Ground Floor	
Jewellery	Cosmetics
Toiletries	Stationery
Books	Magazines
Basement	
Food hall	



You want to buy some things. Which floor do you go to for:

1. a shirt _____
2. a football _____
3. a sofa _____
4. a packet of coffee _____
5. a notebook _____
6. some sandals _____
7. a fridge _____
8. a lipstick _____
9. some shampoo _____
10. a pen _____

9.4 Task Sheet 4

Who says these 'shopping' phrases – the shop assistant or you, the customer?
Put them in the correct box.

Can I help you?	Can I try it on please?	I'll take it
Please enter your pin number	It's too big. Is there a smaller size?	
I'm just looking, thanks	No, that's all, thanks	
Would you like a bag?	Remove your card please	
How much is it	I'm looking for some sandals	Anything else? Here's your receipt

Customer

Shop Assistant

9.5 Task Sheet 5

Exercise 1

Put the two parts of the dialogue between the shop assistant and the customer in the correct order.

Certainly, enter your pin number, please. Can I help you? Would you like a bag?

OK - where are the changing rooms? That's £45.99 Yes, please is it OK?

Can I pay by card? We've got some nice ones over there Yes, I'm looking for a skirt

Just over there on the left Yes, it's fine. I'll take it - how much is it?

WHILE YOU WERE SLEEPING...

www.fuqua.duke.edu/whileyouweresleeping



Language Note.

Some things are plural – socks, gloves, shoes, trousers, glasses etc.
so we say “ Can I try them on?” (not ‘it’)

Exercise 2

Put **it** or **them** in the correct space.

- a) **skirt** Can I try _____ on.
- b) **shoes** Can I try _____ on.
- c) **sweater** Can I try _____ on.
- d) **sunglasses** Can I try _____ on.
- e) **jeans** Can I try _____ on.
- f) **shirt** Can I try _____ on.
- g) **sandals** Can I try _____ on.

Exercise 3

Complete the dialogue.

1. Assistant: _____ I help you?
2. Customer: Yes, can I _____ this on?
3. Assistant: Certainly. The _____ room is over there, on the left.
4. Assistant: _____ it OK?
5. Customer: No, it's _____ big. Have you got a smaller _____?
6. Assistant: Yes, _____ you are.
 Any good?
7. Customer: Yes, I'll _____ it.
8. Assistant: OK.
9. Customer: How _____ is it?
10. Assistant: £45.99. Enter your _____ number, please.
11. Assistant: Remove your _____ please. Would you like a _____?
12. Customer: Yes, please.
13. Assistant: Here you are. The receipt's inside.
14. Customer: _____ you.

Well done, you have now finished the preparation for the speaking practice task.

9.6 Task Sheet 6

Out There Task

You are going to talk to your conversation partners about how much things cost and compare the cost of things in their country and your own.

Before you call your *Out There* conversation partners:

1. Read the tasks carefully.
2. Do you understand it? If you do not, read it again.
3. Are you ready to call your partners?
4. Call and introduce yourself:
5. "Hi, my name is [insert your name here], I'm learning English, can I ask you about shopping?"
6. Say 'thank you'...and begin the task.
7. Remember to write your partners' answers down and ask them to use the 'chat' box to spell words and phrases you don't understand.
8. Remember you can record your conversations and listen to them again!

Write how much these things cost in your country. Then ask your *Out There* conversation partners how much these items cost in their country. Tell them how much they cost in your country.

Ready?

Item	How much in your country	Your partners'
a DVD		
a litre of milk		
a 10-minute journey by bus or tram		
a phone card		
a T-shirt		
a pair of jeans		
a newspaper		
a cup of coffee in a café		
a packet of cigarettes		
a bar of chocolate		

9.7 Answer Key

Task Sheet 1

1. f; 2. c; 3. a; 4. h; 5. i; 6. j; 7. d; 8. e; 9. g; 10. b

Task Sheet 2

bookshop; toy shop; baker's; post office; supermarket; newsagent's; jeweller's; music shop; chemist's; greengrocer's; butcher's

Task Sheet 2

1. stamps; 2. a packet of aspirin; 3. a kilo of bananas; 4. a packet of washing powder; 5. a pair of earrings; 6. a guidebook; 7. a doll; 8. a CD; 9. a loaf of bread; 10. a phone card

Task Sheet 3

1. 2nd; 2. 2nd; 3. 3rd; 4. Basement; 5. Ground; 6. 1st; 7. 4th; 8. Ground; 9. Ground; 10. Ground;

Excellent Economics and Business programmes at:



university of groningen




“The perfect start of a successful, international career.”

CLICK HERE
to discover why both socially and academically the University of Groningen is one of the best places for a student to be

www.rug.nl/feb/education



Task Sheet 4**Shop assistant:**

Can I help you? Please enter your pin number. Would you like a bag?

Remove your card please. Anything else? Here's your receipt.

Customer:

Can I try it on please? It's too big. Is there a smaller size? I'll take it. No, that's all, thanks. How much is it? I'm looking for some sandals.

Task Sheet 5

1. Can I help you?

Yes, I'm looking for a skirt.

We've got some nice ones over there

OK – where are the changing rooms?

Just over there on the left

.is it OK?

Yes, it's fine. I'll take it – how much is it?

That's £45.99

Can I pay by card?

Certainly, enter your pin number, please.

Would you like a bag?

Yes, please

2. a. it; b. them; c. it; d. them; e. them; f. it; g. them

3. 1. can; 2. try; 3. changing; 4. is; 5. too, size; 6. here; 8. take; 10. much; 11. pin;
12. card, receipt; 15. thank

Lesson 10: Travelling by train

Level 1	Topic	Aim	Language Focus	Skills
Lesson 10	Travelling by train	To enable you to ask for and understand information about train travel,	Vocabulary of train travel; wh / yes –no questions present tense; numbers	Speaking, listening

Self-study

1. Look at Task Sheet 1. Match the words and the pictures. Then check your answers in the key.
2. Now look at Task Sheet 2. Listen to the information and complete the table. Then put the dialogues in the correct order.
3. Task Sheet 3. Listen and repeat the station and city names. Then listen and fill in the gaps in the sentences.
4. Task Sheet 4. Listen and write down the times you hear. Then fill the gaps using the words in the box.
5. Now go to the *Out There* task.

Out There

Ask your *Out There* conversation partners for train times and prices.

10.1 Task Sheet 1

Match the words to the pictures.

- | | | | |
|--------------------|--------------------|-------------|--------------|
| 1. train | 2. station | 3. platform | 4. conductor |
| 5. seat | 6. ticket office | | |
| 7. a single ticket | 8. a return ticket | | |



a. _____




e. _____



b. _____



f. _____




c. _____



g. _____



d. _____



h. _____

Check your answers in the key.

10.2 Task Sheet 2

Exercise 1

Listen for this information.

time?	direct?	platform?	single or return?	price?

.....Alcatel-Lucent 

www.alcatel-lucent.com/careers

What if you could build your future and create the future?

One generation's transformation is the next's status quo. In the near future, people may soon think it's strange that devices ever had to be "plugged in." To obtain that status, there needs to be "The Shift".



Exercise 2

Put the dialogues in order.

- a) There's one at 2.45
No, you change at Brighton
Is it direct?
What time is the next train to London?

- b) Platform 6
OK. Thanks.
What platform is it?

- c) A return please
That's £19.50.
London Waterloo, please.
Single or return?
OK. Thanks.

10.3 Task Sheet 3

Exercise 1

There are five main stations in London: **Waterloo, Victoria, Charing Cross, Euston and King's Cross**

Listen to the pronunciation and repeat.

Here are some more big city stations in Britain: **Cambridge, Oxford, Birmingham, Manchester, Edinburgh, Glasgow, Cardiff, Exeter, Bristol, York**

Listen and repeat the names.

Exercise 2

Listen and fill in the blanks.

- Excuse me. Is this the _____ train for _____?
- Excuse me. Is this the _____ platform for the _____ train?
- Excuse me. Is this _____ taken?
- Excuse me. Is this train _____ to _____?
- Excuse me. What time does the train _____ at _____?

Listen again to check your answers and repeat.

Join the best at the Maastricht University School of Business and Economics!

Top master's programmes

- 33rd place Financial Times worldwide ranking: MSc International Business
- 1st place: MSc International Business
- 1st place: MSc Financial Economics
- 2nd place: MSc Management of Learning
- 2nd place: MSc Economics
- 2nd place: MSc Econometrics and Operations Research
- 2nd place: MSc Global Supply Chain Management and Change

Sources: Keuzegids Master ranking 2013; Elsevier 'Beste Studies' ranking 2012; Financial Times Global Masters in Management ranking 2012

Visit us and find out why we are the best!
Master's Open Day: 22 February 2014

Maastricht University is the best specialist university in the Netherlands (Elsevier)

www.mastersopenday.nl

Download free eBooks at bookboon.com

Distributed by Bookboon. Copyright 2013 Languages Out There and its licensors. Reproduction in whole or in part prohibited except as may be provided under the terms of a Licence Agreement. www.EnglishOutThere.com



Click on the ad to read more

10.4 Task Sheet 4

Exercise 1

Train times are often given with the twenty-four hour clock.

Look.

eighteen thirty
 twenty three fifty five
 twenty two fifty
 twenty one forty five
 twenty forty
 nineteen thirty five



thirteen oh five
 fourteen ten
 fifteen fifteen
 sixteen twenty
 seventeen twenty five

Listen and write down the times you hear.

- a) _____
- b) _____
- c) _____
- d) _____
- e) _____
- f) _____
- g) _____
- h) _____

Exercise 2

Fill the gaps using the words in the box.

arrive is what time what is taken is this it return this is right it

1. _____ is the next train to Charing Cross?
There's one at 17.05.
_____ direct?
2. _____ platform _____?
Platform 6.
Thanks.
3. _____ to Birmingham, please.
A return? That's £33.90
4. Excuse me _____ seat _____?
No, it's free.
5. Excuse me, _____ the _____
platform for the train to Glasgow?
6. Excuse me, what time does the train
_____ at King's Cross?

Well done, you have now finished the preparation for the speaking practice task.

10.5 Task Sheet 5

Out There Task

You are going to practise selling a train ticket with your *Out There* conversation partners.

Before you call your *Out There* conversation partners:

1. Read the tasks carefully.
2. Do you understand it? If you do not, read it again.
3. Are you ready to call your partners?
4. Call and introduce yourself:
5. “Hi, my name is [insert your name here], I’m learning English, can I talk to you about train tickets?”
6. Say ‘thank you’ and begin the task.
7. Remember to write your partners’ answers down and ask them to use the ‘chat’ box to spell words and phrases you don’t understand.
8. Remember you can record your conversations and listen to them again.



REDEFINE
YOUR FUTURE

> **Join AXA,
A GLOBAL LEADING
COMPANY IN INSURANCE
AND ASSET MANAGEMENT**

redefining / standards AXA

agence odg - © Photonstop

Download free eBooks at bookboon.com

Distributed by Bookboon. Copyright 2013 Languages Out There and its licensors. Reproduction in whole or in part prohibited except as may be provided under the terms of a Licence Agreement. www.EnglishOutThere.com



Click on the ad to read more

Ready?

Copy these instructions into a text message and send it to your conversation partners before you call them:

“Dear friend, I wish to practise the language of buying a train ticket in English. Please can you pretend to be a customer at a train station and I will pretend to sell you a ticket? Thanks.”

Use the questions below and try to write down their answers. Ask them to spell any words that you do not know in the chat box.

What do you say to buy a train ticket?

What type of ticket do you want, single or return?

That's £..... (make up an amount of money)?

What time do you want to travel?

There's one at(enter a time) on platform (enter a platform number).

Please check the big screen for the platform. Thank you.

10.6 Answer Key

Task Sheet 1

1. e; 2. g; 3. f; 4. h; 5. c; 6. a; 7. b; 8. d

Task Sheet 2

1.

time?	direct?	platform?	single or return?	price?
2.45	change	6	return	£19.50

2.

a) What time is the next train to London?

There's one at 2.45

Is it direct?

No, you change at Oxford

b) What platform is it?

Platform 6

OK Thanks

c) London Waterloo please

Single or return

A return please

Task Sheet 3

1.

a) right / Bristol; b) right / Edinburgh c) seat; d) direct / Manchester

e) arrive / York

Task Sheet 4

1.

a 15.30; b 19.45; c 14.35; d 22.30; e 17.22; f 13.19; g)20.25;h 16.28

2.

1. what / time, is / it; 2. what / is / it ; 3. return; 4. is / this / taken; 5. is / this / right; 6. arrive

Lesson 11: Telling the time

Level 1	Topic	Aim	Language Focus	Skills
Lesson 11	Telling the time	To ask for the time, understand, and say what time it is	Present tense; numbers	Speaking, listening

Self-study

1. Task Sheet 1. Listen and identify the clocks. Then study the ways of telling the time.
2. Task Sheet 2. Listen and identify the clocks. Then study the ways of telling the time. Then fill the gaps using the words in the box.
3. Task Sheet 3. Listen and click on the correct phrase. Then listen to the times and repeat the phrases. Finally, listen and underline the times you hear.
4. Now go to the *Out There* task.

Out There

Ask and tell the time and talk about opening times with your *Out There* conversation partners.



Empowering People. Improving Business.

BI Norwegian Business School is one of Europe's largest business schools welcoming more than 20,000 students. Our programmes provide a stimulating and multi-cultural learning environment with an international outlook ultimately providing students with professional skills to meet the increasing needs of businesses.

BI offers four different two-year, full-time Master of Science (MSc) programmes that are taught entirely in English and have been designed to provide professional skills to meet the increasing need of businesses. The MSc programmes provide a stimulating and multi-cultural learning environment to give you the best platform to launch into your career.

- MSc in Business
- MSc in Financial Economics
- MSc in Strategic Marketing Management
- MSc in Leadership and Organisational Psychology

www.bi.edu/master

BI NORWEGIAN BUSINESS SCHOOL

EFMD **EQUIS ACCREDITED**



11.1 Task Sheet 1


Exercise 1

Listen and write the numbers 1 to 6 next to the clocks in the order you hear them.




2 o'clock

a)




half past 6

b)




quarter past 9

c)



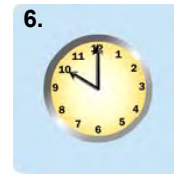
5 o'clock

d)



quarter to 8

e)




10 o'clock


f)

Now listen again and repeat.


Look.




past




to



half past



quarter past



quarter to


Look.




five past



ten past



twenty past



twenty five past

Language note.

fifteen past X quarter past ✓

thirty past X half past ✓

but six **minutes** past, twenty one **minutes** past, seventeen **minutes** past, etc

Need help with your dissertation?

Get in-depth feedback & advice from experts in your topic area. Find out what you can do to improve the quality of your dissertation!

Get Help Now



Go to www.helpmyassignment.co.uk for more info



11.2 Task Sheet 2


Exercise 1

Listen and write the numbers 1 to 6 next to the digital clocks.




a) b) c) d) e) f)


Look.




twenty five to



twenty to



ten to



five to

Language note

9.45
fifteen to X
nine forty five or quarter to ✓

Exercise 2

How do you say these times? Write the words in the correct spaces.

twenty
nine
ten
nine
quarter
past
quarter
past
past
ten
to
half

1. 10.45 _____ to _____
2. 9.30 _____ past _____
3. 3.10 _____ three
4. 8.35 twenty five _____
5. 4.15 _____ four
6. 6.20 _____ six

Now practise saying the times.

11.3 Task Sheet 3

Exercise 1

Listen.

1. What time is it, please?
2. Excuse me, what's the time?
3. Have you got the time, please?


Listen again and repeat.

Exercise 2


Look.



twenty five to eight
or
seven thirty five




twenty to eight
or
seven forty



quarter to eight
or
seven forty five



ten to eight
or
seven fifty



five to eight
or
seven fifty five

Listen and repeat.5

Exercise 3

Listen and underline the time you hear.

- | | | | |
|------------|----------|---------|----------|
| 1. a) 7.45 | b) 7.40 | c) 7.15 | d) 7. 50 |
| 2. a) 3.20 | b) 10.03 | c) 3.10 | d) 10.30 |
| 3. a) 1.25 | b) 2.25 | c) 1.35 | d) 2.35 |
| 4. a) 6.16 | b) 10.16 | c) 6.10 | d) 10.06 |
| 5. a) 2.05 | b) 5.02 | c) 2.15 | d) 5.20 |
| 6. a) 5.20 | b) 4.40 | c) 5.25 | d) 5.22 |

Well done, you have now finished the preparation for the speaking practice task.

11.4 Task Sheet 4

Out There task

Ask your conversation partners questions about time.

Before you call your *Out There* conversation partners:

1. Read the tasks (below) carefully.
2. Do you understand it? If you do not, read it again.
3. Are you ready to call your partners?
4. Call and introduce yourself:
5. "Hi, my name is [insert your name here], I'm learning English, can I ask you about times?"
6. Say 'thank you'...and begin the task.
7. Remember to write your partners' answers down and ask them to use the 'chat' box to spell words and phrases you don't understand.
8. Remember you can record your conversations and listen to them again!

Brain power

By 2020, wind could provide one-tenth of our planet's electricity needs. Already today, SKF's innovative know-how is crucial to running a large proportion of the world's wind turbines.

Up to 25 % of the generating costs relate to maintenance. These can be reduced dramatically thanks to our systems for on-line condition monitoring and automatic lubrication. We help make it more economical to create cleaner, cheaper energy out of thin air.

By sharing our experience, expertise, and creativity, industries can boost performance beyond expectations. Therefore we need the best employees who can meet this challenge!

The Power of Knowledge Engineering

Plug into The Power of Knowledge Engineering.
Visit us at www.skf.com/knowledge

SKF

Download free eBooks at bookboon.com

Distributed by Bookboon. Copyright 2013 Languages Out There and its licensors. Reproduction in whole or in part prohibited except as may be provided under the terms of a Licence Agreement. www.EnglishOutThere.com



Click on the ad to read more

Ready?

1. You want to know the time. Ask your conversation partners the time. Use the three different ways of asking the time. Write down the time.

1. _____
2. _____
3. _____

2. Now ask your conversation partners about the times places are open and closed.

What time...	open	close
...do the shops open / close?		
...do the local shops open on Sundays?		
...do the city centre shops open/ close on Sundays?		
...do the banks open / close?		
...do the banks open / close on Saturdays?		
...do the big supermarkets open / close?		
...do the bars / pubs open / close?		
...do the cinemas open / close?		

Is this the same in your country? Tell your conversation partners.

11.5 Answer Key

Task Sheet 1

1 d; 2 b; 3 c; 4 a; 5 f; 6 e;

Task Sheet 2

- 1 c; 2 f; 3 a; 4 d; 5 b; 6 e
1. **quarter to ten**; 2. **half past nine**; 3. **ten past three**; 4. **twenty five to nine**
5. **quarter past four**; 6. **twenty past six**

Task Sheet 3

1 c; 2 c; 3 b; 4 d; 5 a; 6 b

Lesson 12: Daily routines

Level 1	Topic	Aim	Language Focus	Skills
Lesson 12	Daily routines	To enable students to ask about, understand and talk about jobs and daily routines	Job vocabulary; present tense	Speaking and listening

Self-study

1. Task Sheet 1. Match the jobs and the pictures. Then listen and repeat each job.
2. Task Sheet 2. Match the jobs with the descriptions. Then fill the gaps in the sentences using the words in the box.
3. Task Sheet 3. Listen and write the times in the correct places in the box. Then look at the second exercise and write the words in the correct order.
4. Now go to the *Out There* task.

Out There

Talk about daily routines and jobs with your *Out There* conversation partners.

“I studied English for 16 years but...
...I finally learned to speak it in just six lessons”
Jane, Chinese architect

ENGLISH OUT THERE

Click to hear me talking before and after my unique course download



12.1 Task Sheet 1


Exercise 1

Match the jobs to the pictures.

- | | | | |
|---------------|-----------------------|---------------------|--------------|
| 1. a teacher | 2. a businessman | 3. a police officer | 4. a fireman |
| 5. a builder | 6. a nurse | 7. a shop assistant | |
| 8. a waitress | 9. a flight attendant | 10. a lawyer | |



a. _____



f. _____



b. _____



g. _____



c. _____



h. _____



d. _____



i. _____



e. _____



j. _____

Check your answers in the key.

Listen and repeat.

Download free eBooks at bookboon.com

Distributed by Bookboon. Copyright 2013 Languages Out There and its licensors. Reproduction in whole or in part prohibited except as may be provided under the terms of a Licence Agreement. www.EnglishOutThere.com

12.2 Task Sheet 2

Exercise 1

What do you do?

Match the jobs and their description.

- | | |
|-------------------------|---|
| 1. I'm a businessman | a) I don't work – I relax! |
| 2. I'm a housewife | b) I teach mathematics in a secondary school |
| 3. I'm a bank clerk | c) I don't work – I want to find a job |
| 4. I'm unemployed | d) I cook, I clean, I wash – I do <i>everything</i> in the house! |
| 5. I'm a teacher | e) I drive taxis |
| 6. I'm 65 – I'm retired | f) I work in a hotel |
| 7. I'm a receptionist | g) I work in a big international company |
| 8. I'm a taxi driver | h) I work in a bank |

Check your answers in the key.

Look.

I work	I don't work
Do you work?	Yes, I do / no, I don't

Exercise 2

Put the correct word in the space.

do	do	teach	work	don't	do	drive	don't	do	do
-----------	-----------	--------------	-------------	--------------	-----------	--------------	--------------	-----------	-----------

- | | |
|--|--|
| a) I _____ in a bank | b) _____ you work in a company?
No, I _____ I'm a housewife |
| c) _____ you work in a hotel?
Yes, I _____ I'm a receptionist | d) I'm unemployed. I _____ work |
| e) I _____ taxis. | f) I _____ mathematics |
| g) you work?
No, I'm retired | h) What do you _____?
I'm a businessman |

12.3 Task Sheet 3

Exercise 1

Listen and write in the times you hear.

	What time?
get up	
have breakfast	
leave home	
arrive at work	
have a coffee break	
have lunch	
finish work	
arrive home	
have dinner	
go to bed	

Exercise 2

Put the sentences in the correct order.

- 1. do time what you up get? _____
- 2. time you what do dinner have? _____
- 3. drive you do work to? _____
- 4. go you what to do time bed? _____
- 5. watch you TV evenings do in the? _____
- 6. finish what do you time work? _____
- 7. what in evenings the you do do? _____

Listen and check your answers.

Listen and repeat.

Well done, you have now finished the preparation for the speaking practice task.

12.4 Task Sheet 4

Out There Task

You are going to ask your conversation partners about their job (s) and routines.

Before you call your *Out There* conversation partners:

1. Read the tasks carefully.
2. Do you understand it? If you do not, read it again.
3. Are you ready to call your partners?
4. Call and introduce yourself:
5. “Hi, my name is [insert your name here], I’m learning English, can I ask about your routine?”
6. Say ‘thank you’...and begin the task.
7. Remember to write your partners’ answers down and ask them to use the ‘chat’ box to spell words and phrases you don’t understand.
8. Remember you can record your conversations and listen to them again!

Ready?

Ask your conversation partners about their jobs and routines.

Write down their answers.

What do you do?	
Where do you work?	
What time do you...	
get up?	
have breakfast?	
leave home?	
arrive at work?	
have a coffee break?	
have lunch?	
finish work?	
arrive home?	
have dinner?	
Get home in the evenings?	
go to bed?	

12.5 Answer Key

Task Sheet 1

1) 1. h; 2. j; 3. a; 4. i; 5. c; 6. d; 7. e; 8. f; 9. g; 10. b

Task Sheet 2

1) 1. g; 2. d; 3. h; 4. c; 5. b; 6. a; 7 f; 8. e

2) a) work; b) do / don't; c) do / do; d) don't; e) drive; f) teach g) do; h) do

Task Sheet 3

1

	What time?
get up	6
have breakfast	6.30
leave home	7.15
arrive at work	8.30
have a coffee break	11
have lunch	1
finish work	5.30
arrive home	7.
have dinner	7.30
go to bed	10.30 or 11

2.

1. What time do you get up?
2. What time do you have dinner?
3. Do you drive to work?
4. What time do you go to bed?
5. Do you watch TV in the evenings?
6. What time do you finish work?
7. What do you do in the evenings?

Lesson 13: Days and dates

Level 1	Topic	Aim	Language Focus	Skills
Lesson 13	Days and dates	To understand and say days and dates; to talk about important dates in our lives	Vocabulary of dates	Speaking and listening

Self-study

1. Task Sheet 1. Match the words and the pictures. Then check your answers in the key.
2. Task Sheet 2. Put the days of the week in the correct order. Then put the months in the correct order. Listen to the pronunciation of the months and practise saying them. Then decide which months go with the four seasons (in Europe!).
3. Task Sheet 3. Write the words next to the numbers. Listen and check your answers.
4. Task Sheet 4. Listen and underline the date you hear. Read the information in Exercise 2. Then look at Exercise 3 and practise saying the dates.
5. Now go to the *Out There* task.

Out There

Talk about dates and important dates with your *Out There* conversation partners.

What do you want to do?

No matter what you want out of your future career, an employer with a broad range of operations in a load of countries will always be the ticket. Working within the Volvo Group means more than 100,000 friends and colleagues in more than 185 countries all over the world. We offer graduates great career opportunities – check out the Career section at our web site www.volvogroup.com. We look forward to getting to know you!

VOLVO
 AB Volvo (publ)
www.volvogroup.com

VOLVO TRUCKS | RENAULT TRUCKS | MACK TRUCKS | VOLVO BUSES | VOLVO CONSTRUCTION EQUIPMENT | VOLVO PENTA | VOLVO AERO | VOLVO IT
 VOLVO FINANCIAL SERVICES | VOLVO 3P | VOLVO POWERTRAIN | VOLVO PARTS | VOLVO TECHNOLOGY | VOLVO LOGISTICS | BUSINESS AREA ASIA

Download free eBooks at bookboon.com

Distributed by Bookboon. Copyright 2013 Languages Out There and its licensors. Reproduction in whole or in part prohibited except as may be provided under the terms of a Licence Agreement. www.EnglishOutThere.com



13.1 Task Sheet 1


Exercise 1

Match the words and pictures.

- | | | | |
|-------------|----------------|---------------------|----------------------|
| 1. birthday | 2. a timetable | 3. months | 4. a date |
| | 5. the seasons | 6. days of the week | |
| 7. years | 8. the weekend | 9. a working day | 10. a public holiday |



a. _____



f. _____



b. _____



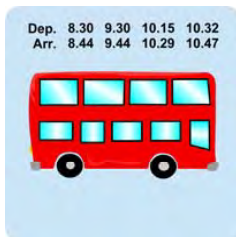
g. _____



c. _____



h. _____



d. _____



i. _____



e. _____



j. _____

Check your answers in the key.

Download free eBooks at bookboon.com

Distributed by Bookboon. Copyright 2013 Languages Out There and its licensors. Reproduction in whole or in part prohibited except as may be provided under the terms of a Licence Agreement. www.EnglishOutThere.com

13.2 Task Sheet 2

Exercise 1

Here are the days of the week. Put them in order, starting with **Monday**.

Thursday	Sunday	Wednesday	Monday	Saturday	Tuesday	Friday
----------	--------	-----------	--------	----------	---------	--------

Monday

Listen and repeat.



Download free eBooks at bookboon.com

Distributed by Bookboon. Copyright 2013 Languages Out There and its licensors. Reproduction in whole or in part prohibited except as may be provided under the terms of a Licence Agreement. www.EnglishOutThere.com



Click on the ad to read more

Exercise 2

Here are the months of the year. Put them in order, starting with **January**

March	December	May	August	February	November
June	April	September	July	October	

January			

Listen and repeat.

Exercise 3

What months are:

winter	_____	_____	_____
spring	_____	_____	_____
summer	_____	_____	_____
autumn	_____	_____	_____

in Europe?

13.3 Task Sheet 3

Exercise 1

Look.

Mon	Tues	Wed	Thurs	Fri	Sat	Sun
1	2	3	4	5	6	7
8	9	10	11	12	13	14
15	16	17	18	19	20	21
22	23	24	25	26	27	28
29	30	31				

For dates, we say **the first, the second**, not **one, two**.

Exercise 2

Write the words next to their numbers.

the twenty-third	the fifth	the fifteenth	the thirty-first	the twenty-ninth	the twelfth
the twenty-seventh	the tenth	the twenty-fifth	the twenty-second		
the twenty-first	the sixth	the nineteenth	the seventeenth	the twenty-eighth	
the sixteenth	the thirtieth	the eighteenth	the twenty-fourth		
the fourteenth	the twenty-sixth	the thirteenth	the eleventh		
the ninth	the eight	the seventh	the twentieth		

1 st	the first	17 th
2 nd	the second	18 th
3 rd	the third	19 th
4 th	the forth	20 th
5 th		21 st
6 th		22 nd
7 th		23 rd
8 th		24 th
9 th		25 th
10 th		26 th
11 th		27 th
12 th		28 th
13 th		29 th
14 th		30 th
15 th		31 st
16 th		

Listen and check your answers. Listen and repeat.

Download free eBooks at bookboon.com

Distributed by Bookboon. Copyright 2013 Languages Out There and its licensors. Reproduction in whole or in part prohibited except as may be provided under the terms of a Licence Agreement. www.EnglishOutThere.com

13.4 Task Sheet 4

Exercise 1

Listen and underline the date you hear.

- | | | |
|--|--------------------------------------|-------------------------------------|
| 1. a) Monday 2 nd January | b) Monday 7 th June | c) Monday 22 nd July |
| 2. a) Wednesday 3 rd March | b) Wednesday 14 th May | c) Wednesday 13 th April |
| 3. a) Saturday 30 th October | b) Saturday 13 th October | c) Saturday 3 rd October |
| 4. a) Thursday 18 th December | b) Tuesday 8 th December | c) Thurs 18 th December |
| 5. a) Friday 15 th November | b) Thursday 5 th October | c) Tuesday 1 st December |
| 6. a) Sunday 10 th April | b) Monday 2 nd April | c) Tuesday 20 th April |

Exercise 2

Say years like this:

- | | |
|--------------------------------------|---|
| 2007 – two thousand and seven | 1991 – nineteen ninety one |
| 2000 – two thousand and one | 1968 – nineteen sixty eight etc. |

Exercise 3

You can write dates like this:

13/10/07 or like this **13th October 2007**

But remember to say **the** thirteenth of October.

How do you say these dates?

- | | | |
|-------------------------------|----------------------------------|-----------------------------------|
| a) 16 th July 2007 | b) 5 th November 1999 | c) 2 nd January 2006 |
| d) 21 st May 2008 | e) 10 th March 1995 | f) 24 th February 1967 |

Listen and check your answers.

Well done, you have now finished the preparation for the speaking practice task.

13.5 Task Sheet 5

Out There Task

You are going to talk to your conversation partner about important dates.

Before you call your *Out There* conversation partners:

1. Read the tasks carefully.
2. Do you understand it? If you do not, read it again.
3. Are you ready to call your partners?
4. Call and introduce yourself:
“Hi, my name is [insert your name here], I’m learning English, can I ask you about important dates?”
5. Say ‘thank you’...and begin the task.
6. Remember to write your partners’ answers down and ask them to use the ‘chat’ box to spell words and phrases you don’t understand.
7. Remember you can record your conversations and listen to them again!



www.sylvania.com

We do not reinvent
the wheel we reinvent
light.

Fascinating lighting offers an infinite spectrum of possibilities: Innovative technologies and new markets provide both opportunities and challenges. An environment in which your expertise is in high demand. Enjoy the supportive working atmosphere within our global group and benefit from international career paths. Implement sustainable ideas in close cooperation with other specialists and contribute to influencing our future. Come and join us in reinventing light every day.

Light is OSRAM

OSRAM
SYLVANIA



Download free eBooks at bookboon.com

Distributed by Bookboon. Copyright 2013 Languages Out There and its licensors. Reproduction in whole or in part prohibited except as may be provided under the terms of a Licence Agreement. www.EnglishOutThere.com



Click on the ad to read more

Ready?

Ask your conversation partners about important dates in their country and important dates in their life.

You can ask:

‘What date is your birthday?’

‘What are the public holidays in your country?’

‘What dates are important in your life?’

Listen and write down the information.

Date	Why is it important?

Tell your conversation partners about important dates in your life and in your country.

13.6 Answer Key

Task Sheet 1

1 j; 2 d; 3 g; 4 f; 5 b; 6 c; 7 a; 8 e; 9 h; 10 i

Task Sheet 2

1. Monday, Tuesday, Wednesday, Thursday, Friday, Saturday, Sunday
2. January, February, March, April, May, June, July, August, September, October, November, December
3. winter: December, January, February;
spring: March, April, May;
summer: June, July, August;
autumn: September, October, November

Task Sheet 3

2. the first, the second, the third, the fourth, the fifth, the sixth, the seventh, the eighth, the ninth, the tenth, the twelfth, the thirteenth, the fourteenth, the fifteenth, the sixteenth, the seventeenth, the eighteenth, the nineteenth, the twentieth, the twenty-first, the twenty-second, the twenty-third, the twenty-fourth, the twenty-fifth, the twenty-sixth, the twenty-seventh, the twenty-eighth, the twenty-ninth, the thirtieth, the thirty-first

Task Sheet 4

1. 1 b; 2 c; 3 b; 4 a; 5 c; 6 b;
3.
 - a) the sixteenth of July two thousand and seven
 - b) the fifth of November nineteen ninety nine
 - c) the second of January two thousand and six
 - d) the twenty-first of May two thousand and eight
 - e) the tenth of March nineteen ninety five
 - f) the twenty fourth of February nineteen sixty seven

Lesson 14: Personal information

Level 1	Topic	Aim	Language Focus	Skills
Lesson 14	Personal information	To enable you to ask for and understand information about family, pets, houses etc.	'Have got' plus vocabulary related to family	Speaking, listening

Self-study

1. Task Sheet 1. Match the words and the pictures. Then check your answers in the key.
2. Task Sheet 2. Put the words in the correct gaps in the sentences.
3. Task Sheet 3. Look at Exercise 1. Put the words in the correct gaps in the sentences. Now look at Exercise 2. Match the questions and the answers.
4. Task Sheet 4. Match the words with the pictures. Then listen to the recording and choose the correct answers for each question.
5. Task Sheet 5. Put the words into the correct order to make questions. Check your answers in the key.
6. Now go to the *Out There* task.

Out There

Talk about families and homes with your *Out There* conversation partners.

CHALLENGING PERSPECTIVES

Internship opportunities

EADS unites a leading aircraft manufacturer, the world's largest helicopter supplier, a global leader in space programmes and a worldwide leader in global security solutions and systems to form Europe's largest defence and aerospace group. More than 140,000 people work at Airbus, Astrium, Cassidian and Eurocopter, in 90 locations globally, to deliver some of the industry's most exciting projects.

An **EADS internship** offers the chance to use your theoretical knowledge and apply it first-hand to real situations and assignments during your studies. Given a high level of responsibility, plenty of learning and development opportunities, and all the support you need, you will tackle interesting challenges on state-of-the-art products.

We welcome more than 5,000 interns every year across disciplines ranging from engineering, IT, procurement and finance, to strategy, customer support, marketing and sales. Positions are available in France, Germany, Spain and the UK.

To find out more and apply, visit www.jobs.eads.com. You can also find out more on our **EADS Careers Facebook page**.

AIRBUS ASTRIUM CASSIDIAN EUROCOPTER

EADS

Download free eBooks at bookboon.com


Distributed by Bookboon. Copyright 2013 Languages Out There and its licensors. Reproduction in whole or in part prohibited except as may be provided under the terms of a Licence Agreement. www.EnglishOutThere.com



14.1 Task Sheet 1

1 Match the words to the pictures.

- | | | | |
|----------------|----------------|-------------|------------|
| 1. wife | 2. mother | 3. father | 4. husband |
| 5. grandmother | 6. grandfather | 7. children | |
| | 8. son | 9. daughter | 10. family |




a. _____




f. _____



b. _____



g. _____




c. _____



h. _____




d. _____



i. _____



e. _____




j. _____

Check your answers in the key.

14.2 Task Sheet 2

Exercise 1

Look at this family tree.




1. Write the words in the correct space.

1. Laura is David and Kathy's _____
2. Kathy is Ben and Laura's _____
3. Jane is Ben and Laura's _____
4. Ben is David and Kathy's _____
5. David is Kathy's _____
6. Kathy is David's _____

14.3 Task Sheet 3

Exercise 1

Now look at this family tree.



Write the words in the correct spaces.

nephew uncle sister brother aunt niece

1. Simon is Sally's _____
2. Sally is Simon's _____
3. Simon is Sara and Jamie's _____
4. Sally is Sara and Jamie's _____
5. Sara is Simon and Sally's _____
6. Jamie is Simon and Sally's _____

Exercise 2

Match the questions with the answers.

- | | |
|---------------------------------|---------------------------------------|
| 1. Are you married? | a) She's 75. |
| 2. Are you divorced? | b) Yes, my wife's name is Linda. |
| 3. Are you single? | c) Yes. I'm not married. |
| 4. Have you got any pets? | d) Three – two boys and a girl. |
| 5. Have you got any children? | e) Yes. My ex-husband's name is Bill. |
| 6. How old is your grandmother? | f) Yes. We've got a cat. |

14.4 Task Sheet 4

Exercise 1

Match the words and pictures.

- | | | | |
|------------------|------------------|--------------|-------------|
| 1. a small town | 2. a big city | 3. a village | 4. a garden |
| 5. a large house | 6. a small house | | |




a.



d.



b.



e.



c.



f.

Exercise 2

Listen.

Choose the correct answer.

- | | |
|---------------------|--|
| 1. Emma lives in | a) a big city / small town |
| 2. It's in | b) the north of England / the south of England |
| 3. She works as a | c) teacher / nurse |
| 4. She's got | d) three children / two children |
| 5. They've got | e) a small flat / a large house |
| 6. Her husband is a | f) nurse / teacher |

14.5 Task Sheet 5

Put the words in the correct order:

- 1. you live city a do in big or town a? _____
- 2. old you are how? _____
- 3. married or are single you _____
- 4. live house you do in flat or a a? _____
- 5. people how many your in family? _____
- 6. any pets have got you? _____
- 7. a have garden you got? _____
- 8. brothers have or you got any sisters? _____

Listen and check your answers.

Well done, you have now finished the preparation for the speaking practice task.



360°
thinking.

Deloitte.

Discover the truth at www.deloitte.ca/careers

© Deloitte & Touche LLP and affiliated entities.



14.6 Task Sheet 6

Out There Task

You are going to ask your conversation partners for some information about them and their family.

Before you call your *Out There* conversation partners:

1. Read the tasks carefully.
2. Do you understand it? If you do not, read it again.
3. Are you ready to call your partners?
4. Call and introduce yourself:
“Hi, my name is [insert your name here], I’m learning English, can I ask you about your family and home?”
5. Say ‘thank you’...and begin the task.
6. Remember to write your partners’ answers down and ask them to use the ‘chat’ box to spell words and phrases you don’t understand.
7. Remember you can record your conversations and listen to them again!

Ask your conversation partners for some information about them and their family.

Write the answers.

Ready?

Do you live in a big city or a town?

How old are you?

Are you married or single?

Do you live in a house or a flat?

How many people are in your family? Have you got any children?

How old are they?

Have you got any pets?

Have you got a garden?

Have you got any sisters or brothers?

Tell your conversation partner about your family and home.

Download free eBooks at bookboon.com

14.7 Answer Key

Task Sheet 1

1 i; 2 g; 3 c; 4 a; 5 f; 6 d; 7 b; 8 e; 9 h; 10 j

Task Sheet 2

1 daughter; 2 mother; 3 grandmother; 4 son; 5 husband; 6 wife

Task Sheet 3

- 1 brother; 2 sister; 3 uncle; 4 aunt; 5 niece; 6 nephew
- 1 b; 2 e; 3 c; 4 f; 5 d; 6 a

Task Sheet 4

- 1 f; 2 d; 3 a; 4 b; 5 c; 6 e
- 1 small town; 2 the south of England; 3 nurse; 4 two children; 5 a large house
6 a teacher

Task Sheet 5

1. Do you live in a big city or a town?
2. How old are you?
3. Are you married or single?
4. Do you live in a house or a flat
5. How many people in your family?
6. Have you got any pets?
7. Have you got a garden?
8. Have you got any sisters or brothers?

Lesson 15: Checking into/staying at a hotel

Level 1	Topic	Aim	Language Focus	Skills
Lesson 15	Checking into / staying at a hotel	To understand and communicate at a hotel reception	Hotel vocabulary; countable and uncountable nouns; ordinal numbers	Speaking, listening

Self-study

1. Task Sheet 1. Match the words and the pictures. Then listen and repeat the words.
2. Task Sheet 2. Listen and answer the questions. Then listen to the dialogues again and repeat each line.
3. Task Sheet 3. Put the sentences in the dialogues into the correct order.
4. Task Sheet 4. Look at Exercise 1. Match the words with the pictures. Then listen and repeat the words. Then look at Exercise 2. Put the countable words in one box and the uncountable words in the other box. Then do Exercise 3. Practise asking for these things.
5. Task Sheet 5. Listen and repeat the numbers. Then complete sentences a) to f). Listen and check your answers.
6. Now go to the *Out There* task.

Out There

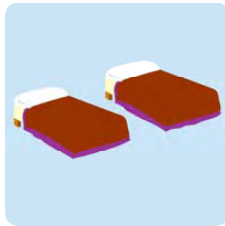
Talk to your *Out There* conversation partner to book a hotel room.

15.1 Task Sheet 1

Exercise 1

Match the pictures with the words.

- | | | | |
|---|---------------------|--------------------|-----------------|
| 1. a single room | 2. a double room | 3. twin beds | 4. a double bed |
| 5. the lift | 6. the receptionist | 7. a key | |
| 8. a room with <i>en suite</i> bathroom | 9. a shower | 10. check out time | |



a. _____



f. _____



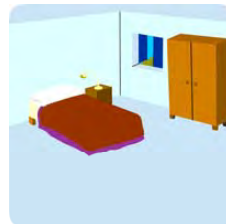
b. _____



g. _____



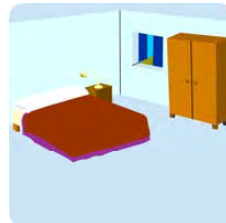
c. _____




h. _____



d. _____



i. _____



e. _____




j. _____

Listen and repeat.


15.2 Task Sheet 2

Exercise 1

Listen.



1. What's his room number?
2. (Does he want) a single room or a double room?



3. How many nights (does he want to stay?)
4. (Does he want) twin beds or double bed?
5. Does the room have a bathroom?
6. How much is it?
7. What time is check-out?

Listen to the dialogues again and repeat.

SIMPLY CLEVER

ŠKODA



We will turn your CV into an opportunity of a lifetime



Do you like cars? Would you like to be a part of a successful brand? We will appreciate and reward both your enthusiasm and talent. Send us your CV. You will be surprised where it can take you.

Send us your CV on www.employerforlife.com



Download free eBooks at bookboon.com

Distributed by Bookboon. Copyright 2013 Languages Out There and its licensors. Reproduction in whole or in part prohibited except as may be provided under the terms of a Licence Agreement. www.EnglishOutThere.com



Click on the ad to read more

15.3 Task Sheet 3

Put the sentences in the dialogues into the correct order.

a) Tom Harper

Goodafternoon. I have a reservation for a single room.

What name is it, please?

Yes...Here's your key, Mr Harper. Room 319. It's on the third floor.

b) One moment...yes, no problem. Twin beds or a double bed?

For how many nights?

Three nights.

Do you have a double room, please?

Oh...a double bed, please.

c) Yes

It's £55 per night, including breakfast, of course.

Is that with ensuite bathroom?

How much is it?

15.4 Task Sheet 4

Exercise 1

Here are some things you may find in your hotel room.

Match the words to the pictures.

- | | | | |
|----------------|-----------------|-------------------|----------|
| 1. coat hanger | 2. pillow | 3. blanket | 4. towel |
| 5. soap | 6. toilet paper | 7. tea and coffee | |




a. _____



e. _____



b. _____



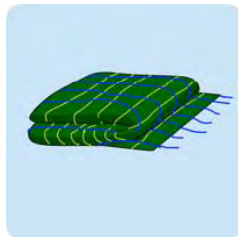
f. _____



c. _____



g. _____



d. _____

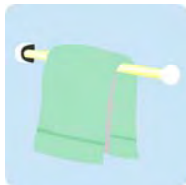
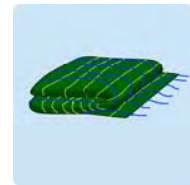
Listen to the pronunciation and repeat.

Exercise 2

Which words are countable – you use ‘a’ or ‘an’? Which words are uncountable – you use ‘some’?

tea and coffee pillow soap blanket towel toilet paper coat hanger

an extra...	Some more...
-------------	--------------



Exercise 3

Ask the hotel receptionist for these things.

Begin with:

“Could I have...”

15.5 Task Sheet 5

Exercise 1



Room 620 is on the sixth floor

Room 410 is on the fourth floor

Room 319 is on the third floor

I joined MITAS because
I wanted **real responsibility**

The Graduate Programme
for Engineers and Geoscientists
www.discovermitas.com

Month 16
I was a construction supervisor in the North Sea advising and helping foremen solve problems

Real work
International opportunities
Three work placements

MAERSK



Look.

First	Eleventh
Second	Twelfth
Third	Thirteenth
Fourth	fourteenth
Fifth	Fifteenth
Sixth	Sixteenth
Seventh	Seventeenth
Eighth	Eighteenth
Ninth	Nineteenth
tenth	Twentieth

Listen and repeat.

a) What floor is Room 702 on?	It's on the floor.
b) What floor is Room 1130 on?	It's on the
c) What floor is Room 605 on?	It's on
d) What floor is Room 1503 on?	It's
e) What floor is Room 445 on?	
f) What floor is Room 970 on?	

Check your answers in the key.

Well done, you have now finished the preparation for the speaking practice task.

15.6 Task Sheet 6

Out There Task

You are going to talk to your conversation partner about hotel reservations.

Before you call your *Out There* conversation partners:

1. Read the tasks carefully.
2. Do you understand it? If you do not, read it again.
3. Are you ready to call your partners?
4. Call and introduce yourself:
5. "Hi, my name is [insert your name here], I'm learning English, can I talk to you about hotel rooms?"
6. Say 'thank you'...and begin the task.
7. Remember to write your partners' answers down and ask them to use the 'chat' box to spell words and phrases you don't understand.
8. Remember you can record your conversations and listen to them again!



"I studied English for 16 years but...
...I finally learned to speak it in just six lessons"
Jane, Chinese architect

ENGLISH OUT THERE

Click to hear me talking before and after my unique course download

Download free eBooks at bookboon.com

Distributed by Bookboon. Copyright 2013 Languages Out There and its licensors. Reproduction in whole or in part prohibited except as may be provided under the terms of a Licence Agreement. www.EnglishOutThere.com



Click on the ad to read more

Ready?

Your conversation partner is the hotel receptionist. You want to book a hotel room. Choose a type of room then ask questions and make a booking.

Copy the instructions below for conversation partners to follow (send via text message before you start the task):

You are a hotel receptionist make up details and prices for your partner's questions.

Type of room	
Price	
En suite bathroom	
Room number	
Floor	
Check out time	

15.7 Answer Key

Task Sheet 1

1. 1. h; 2. i; 3. a; 4. j; 5. c; 6. d; 7. e; 8. f; 9. b; 10. g

Task Sheet 2

1. 319; 2 single; 3 three; 4 double bed; 5 yes; 6 £55; 7 11am

Task Sheet 3

- a) Good afternoon. I have a reservation for a single room.
 What name is it, please?
 Tom Harper
 Yes. Here's your key, Mr Harper. Room 319. It's on the third floor.
 The lift's over there.
- b) Do you have a double room please?
 For how many nights?
 Three nights
 One moment...yes, no problem. Twin beds or a double bed?
 A double bed, please
- c) Is that with ensuite bathroom?
 Yes
 How much is it?
 It's £55 per night, including breakfast, of course
 What time do I have to check out?
 11 in the morning

Task Sheet 4

1. 1. c; 2. a; 3. d; 4. f; 5. b; 6. g; 7. e
2. **an extra** **some more**
 pillow tea and coffee
 blanket soap
 towel toilet paper
 coat hanger

Task Sheet 5

- a. seventh; b. eleventh floor; c. sixth; d. fifteenth; e. fourth; f. ninth

Lesson 16: Comparing things

Level 1	Topic	Aim	Language Focus	Skills
Lesson 16	Comparing things	To compare prices and talk about differences between things in your country and other countries	Present tense; comparative adjectives	Speaking, listening

Self-study

1. Task Sheet 1. Match the words and the pictures. Then listen and repeat the words.
2. Task Sheet 2. Exercise 1. Put the words in the correct boxes (singular or plural). Now look at Exercise 2 and complete the sentences by filling the gaps with the correct words.
3. Task Sheet 3. Match the words with their opposites. Then listen to the recording and decide whether these things are the same or different in the two countries.
4. Task Sheet 4. Look at Exercise 1. Write the correct forms of the words. Then look at Exercise 2. Put the words in the correct order to make sentences.
5. Now go to the *Out There* task.

Out There

Talk to your *Out There* conversation partner about what things are the same and what things are different in your countries.


16.1 Task Sheet 1

Match the words and the pictures.

1. cosmetics	2. clothes	3. food	4. petrol	5. cigarettes
6. cars	7. electrical goods	8. shoes	9. alcohol	10. furniture



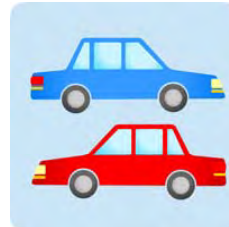
a. _____



f. _____



b. _____



g. _____



c. _____



h. _____



d. _____



i. _____



e. _____



j. _____


Listen and repeat the words.

16.2 Task Sheet 2

Exercise 1

Look.

petrol is cheap
 clothes are expensive



Put these words in the right box.

cosmetics food cigarettes furniture alcohol cars

is

are

Exercise 2

Look at the prices of these items in the UK and Japan.

	UK	Japan
petrol	92p a litre	98p a litre
houses	£150,00	£80, 000
furniture	£200	£200
food	£25	£30
clothes	£60	£50
cigarettes	£3	£4
cosmetics	£9	£9
electrical goods	£350	£200
alcohol	£9	£15

Complete the sentences using these words.

the same	cheaper	is	more expensive	are	are	cheaper	are	the
	same	is	cheaper	are	are	are	is	
			more expensive	more expensive				

In Japan ...

1. petrol is more expensive.	6. cigarettes
2. houses	7. cosmetics
3. furniture	8. electrical goods
4. food	9. alcohol
5. clothes	

Listen and repeat.



The “what-do-you-call-it-again?” for mechanical engineering.

Sometimes an ordinary dictionary just isn't enough. The online Glossary from item provides accurate translations for technical terminology – and full definitions in German and English.

www.item24.de/en/mechanical-engineering-glossary
Or get the app  

item

Technical terms listed in the ad: Voltage measurement, Ritter's method of dissection, LED, identification systems, Offset moment, Continuous casting, Real power, Band brake, Z-diode, Resistance, Wire drawing, Dictionary, OCR fonts, Gear metrology, IGBT, surface metrology, I-beam.



16.3 Task Sheet 3

Exercise 1

Write the words in the box next to a word with an opposite meaning.

interesting	quiet	young	cold	dirty
poor	bad	unfriendly	small	dry

- | | | | |
|-----------|--------------|-------------|-------|
| 1. big | small | 2. warm | _____ |
| 3. old | _____ | 4. rich | _____ |
| 5. clean | _____ | 6. noisy | _____ |
| 7. good | _____ | 8. friendly | _____ |
| 9. boring | _____ | 10. wet | _____ |

Check your answers in the key.

Exercise 2

Are things the same or different? Listen and tick the correct box.

- | | same | different |
|-------------------------|--------------------------|--------------------------|
| 1. the weather | <input type="checkbox"/> | <input type="checkbox"/> |
| 2. the supermarkets | <input type="checkbox"/> | <input type="checkbox"/> |
| 3. fruit and vegetables | <input type="checkbox"/> | <input type="checkbox"/> |
| 4. wine | <input type="checkbox"/> | <input type="checkbox"/> |
| 5. clothes | <input type="checkbox"/> | <input type="checkbox"/> |
| 6. petrol | <input type="checkbox"/> | <input type="checkbox"/> |
| 7. British people | <input type="checkbox"/> | <input type="checkbox"/> |
| 8. life | <input type="checkbox"/> | <input type="checkbox"/> |



16.4 Task Sheet 4

Exercise 1

Look.

Cold	<i>colder</i>	expensive	<i>more expensive</i>
dirty	<i>dirtier</i>	good	<i>better</i>
big	<i>bigger</i>	bad	<i>worse</i>

Write the correct form of the word.

1. quiet	2. young	3. noisy
4. interesting	5. old	6. small
7. rich	8. dry	9. comfortable
10. clean	11. friendly	12. wet

Exercise 2

Look.

Brazil	is	bigger	than	Britain
Clothes	are	cheaper	compared to	Britain

Put the words in the correct order.

- 1. to Spain compared is warmer Britain _____
- 2. same the clothes of price is _____
- 3. are cheaper houses in UK than the _____
- 4. you I'm older than _____
- 5. colder Spain Scotland is than _____
- 6. more Britain cigarettes are expensive in _____

Listen and check your answers.

Listen and repeat.

Well done, you have now finished the preparation for the speaking practice task.

16.5 Task Sheet 5

Out There Task

Your *Out There* partners are going to ask you about the things in your country compared to their country.

Before you call your *Out There* conversation partners:

1. Read the tasks carefully.
2. Do you understand it? If you do not, read it again.
3. Are you ready to call your partners?
4. Call and introduce yourself:
“Hi, my name is [insert your name here], I’m learning English, can I talk to you about your country?”
5. Say ‘thank you’...and begin the task.
6. Remember to write your partners’ answers down and ask them to use the ‘chat’ box to spell words and phrases you don’t understand
7. Remember you can record your conversations and listen to them again!



WHILE YOU WERE SLEEPING...

www.fuqua.duke.edu/whileyouweresleeping

DUKE
THE FUQUA
SCHOOL
OF BUSINESS

Download free eBooks at bookboon.com

Distributed by Bookboon. Copyright 2013 Languages Out There and its licensors. Reproduction in whole or in part prohibited except as may be provided under the terms of a Licence Agreement. www.EnglishOutThere.com



Click on the ad to read more

Ready?

Copy and send the instructions below for conversation partners to follow (send via text message before you start the task):

Ask your partner about things in their country and compare them to yours.

- the weather in different seasons
- the food
- the people
- towns and cities
- the prices of things

Answer your conversation partners' questions about things in your country. Tell them what is the same and what is different.

16.6 Answer Key

Task Sheet 1

1. c; 2. d; 3. j; 4. b; 5. a; 6. g; 7. e; 8. h; 9. f; 10. i

Task Sheet 2

1. is – food; furniture; alcohol are – cosmetics ; cigarettes; cars
2. 1. petrol is more expensive
2. houses are cheaper
3. furniture is the same
4. food is cheaper
5. clothes are cheaper
6. cigarettes are more expensive
7. cosmetics are the same
8. electrical goods are cheaper
9. alcohol is more expensive.

Task Sheet 3

1. 1. small; 2 cold; 3 young; 4 poor; 5 dirty; 6 quiet; 7 bad; 8 unfriendly; 9 interesting; 10 dry
2. 1. different; 2 same; 3 different; 4 different; 5 same; 6 same; 7 different; 8 different

Task Sheet 4

1. 1. quieter; 2. younger; 3. noisier; 4. more interesting; 5. older; 6. smaller; 7. richer; 8. drier
 9. more comfortable; 10. cleaner; 11. friendlier; 12. wetter
2. 1. Spain is warmer compared to Britain
2. The price of clothes is the same
3. Houses are cheaper than in the UK
4. I'm older than you
5. Scotland is colder than Spain
6. Cigarettes are more expensive in Britain

Lesson 17: Rooms in a house; colours

Level 1	Topic	Aim	Language Focus	Skills
Lesson 17	Rooms in a house; colours	To understand and talk about rooms in a house; say and understand what colour things are	Vocabulary relating to rooms; colours; prepositions of place	Speaking and listening

Self-study

1. Task Sheet 1. Match the words and the pictures. Then listen and repeat the words.
2. Task Sheet 2. Put the furniture in the correct rooms. Then listen and repeat the words.
3. Task Sheet 3. Look at Exercise 1. Put the rooms in the correct place on the plan. Then look at Exercise 2. Match the words and the colours. Then do Exercise 3. Look at the pictures and complete the sentences using the colour words.
4. Task Sheet 4. Look at Exercise 1. Listen and decide if the statements are True or False. Then look at Exercise 2. Put the sentences in the dialogues in the correct order.
5. Now go to the *Out There* task.







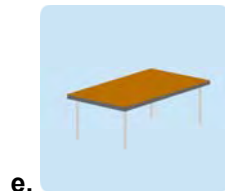
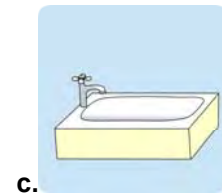

Out There

Talk to your *Out There* conversation partners about houses and rooms.

17.1 Task Sheet 1

Match the words and the pictures.

1. bed	2. armchair	3. fridge	4. cooker	5. washing machine	6. sofa
7. table	8. toilet	9. wardrobe	10. carpet	11. shower	
	12. sink	13. chest of drawers		14. bath	



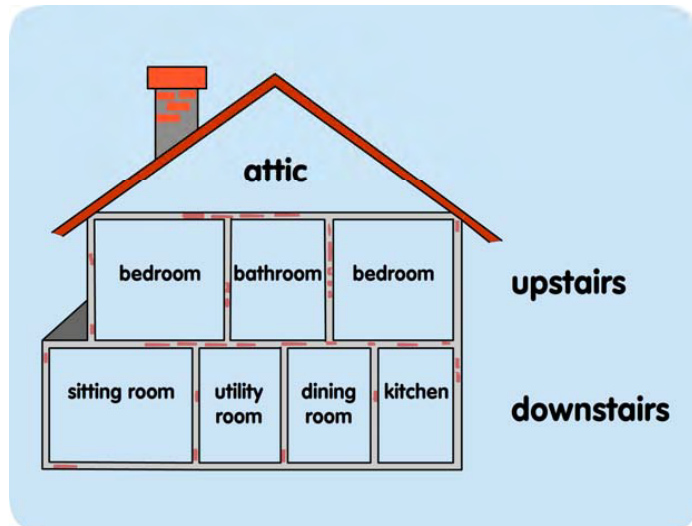
Listen and repeat the words.

17.2 Task Sheet 2

Exercise 1

Put the furniture into the correct rooms.

bed	armchair	fridge
cooker	washing machine	
sofa	table	toilet
wardrobe	carpet	sink
chest of drawers	microwave	
bath	washing machine	dryer
	wash basin	TV



Listen and repeat.

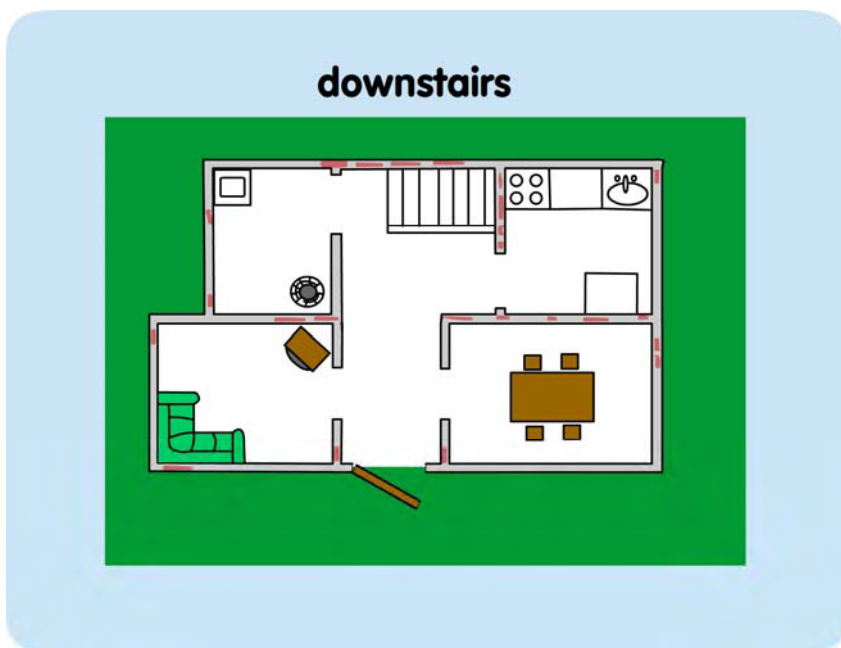
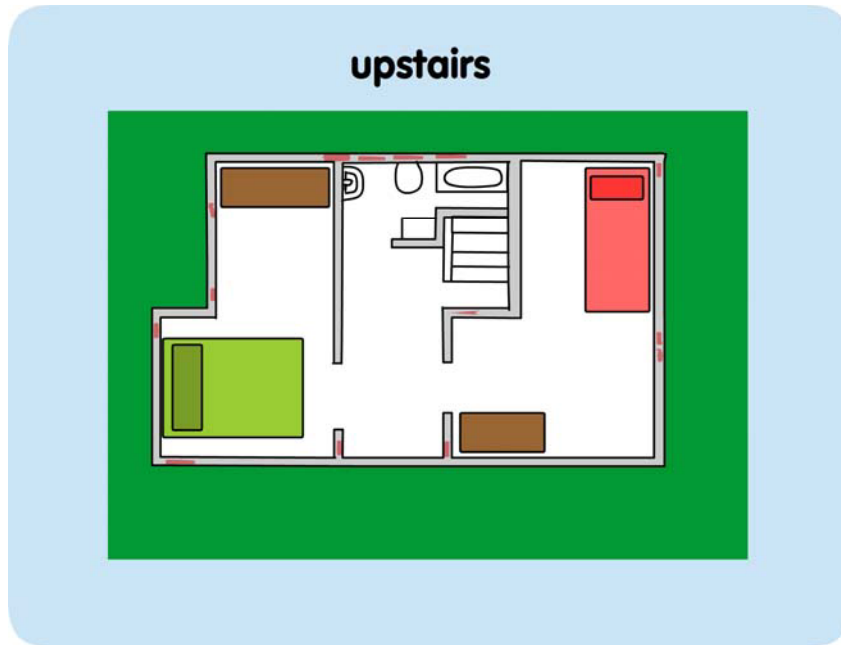
bedroom	bathroom	sitting room	dining room	kitchen	utility

17.3 Task Sheet 3

Exercise 1

Listen and write the words next to the rooms.

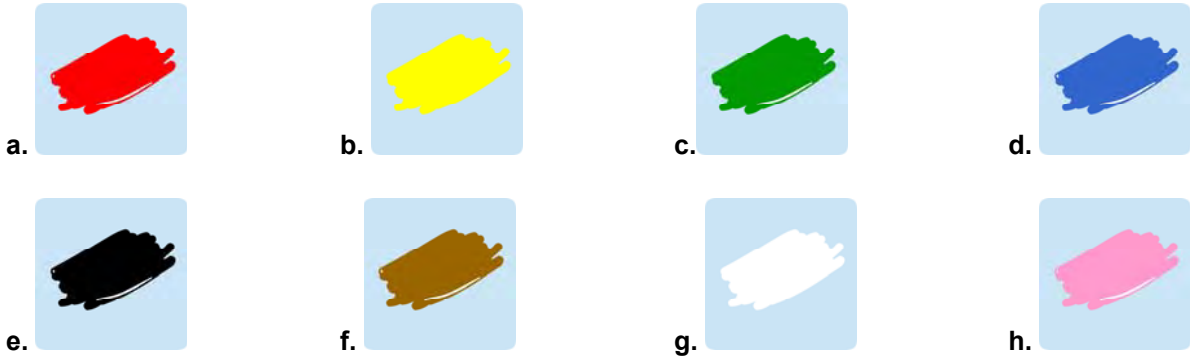
main bedroom	utility room	bathroom	hall	kitchen
small bedroom	sitting room	dining room		



Exercise 2

Match the words and colours.

pink	green	yellow	white	blue	black	red	brown
------	-------	--------	-------	------	-------	-----	-------



Check the answers in the key.

Excellent Economics and Business programmes at:



university of
 groningen



“The perfect start
 of a successful,
 international career.”

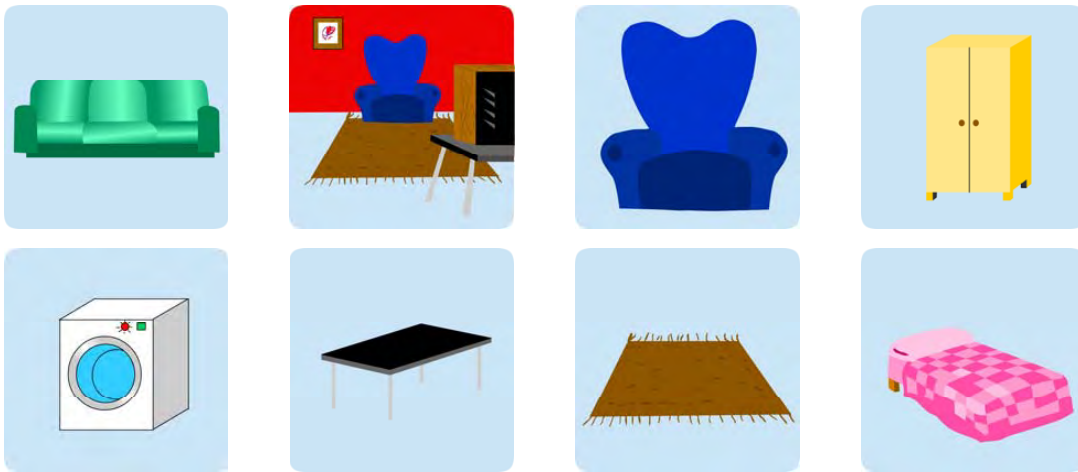
CLICK HERE
 to discover why both socially
 and academically the University
 of Groningen is one of the best
 places for a student to be

www.rug.nl/feb/education



Exercise 3

Write the colours.



1. What colour is the sofa?
2. What colour is the sitting room?
3. What colour is the armchair?
4. What colour is the wardrobe?
5. What colour is the washing machine?
6. What colour is the table?
7. What colour is the carpet?
8. What colour is the bed?

- It's _____
- It's _____
- It's _____
- It's _____
- It's _____
- It's _____
- It's _____
- It's _____

Check your answers in the key.

17.4 Task Sheet 4

Exercise 1

Listen.

	True	or	False?
1. It's a small house	<input type="checkbox"/>		<input type="checkbox"/>
2. It's got 2 bedrooms	<input type="checkbox"/>		<input type="checkbox"/>
3. It's got 2 bathrooms	<input type="checkbox"/>		<input type="checkbox"/>
4. It's got a toilet downstairs	<input type="checkbox"/>		<input type="checkbox"/>
5. It's got a utility room	<input type="checkbox"/>		<input type="checkbox"/>
6. She's going to paint the kitchen green	<input type="checkbox"/>		<input type="checkbox"/>

Exercise 2

Put the dialogue in the correct order.

No, just a kitchen.	_____
Oh it's great! It's really big	_____
Has it got a utility room?	_____
How many bedrooms has it got?	_____
Hi Sophie. What's your new house like?	_____
Four bedrooms and 2 bathrooms...and a downstairs toilet too!	_____

Listen and check your answer.

Listen and repeat.

Well done, you have now finished the preparation for the speaking practice task.

17.5 Task Sheet 5

Out there task

You are going to ask your *Out There* conversation partners about their houses.

Before you call your *Out There* conversation partners:

1. Read the tasks carefully.
2. Do you understand it? If you do not, read it again.
3. Are you ready to call your partners?
4. Call and introduce yourself:
“Hi, my name is [insert your name here], I’m learning English, can I talk to you about houses and rooms?”
5. Say ‘thank you’...and begin the task.
6. Remember to write your partners’ answers down and ask them to use the ‘chat’ box to spell words and phrases you don’t understand.
7. Remember you can record your conversations and listen to them again!

.....Alcatel-Lucent 

www.alcatel-lucent.com/careers

What if you could build your future and create the future?

One generation's transformation is the next's status quo. In the near future, people may soon think it's strange that devices ever had to be "plugged in." To obtain that status, there needs to be "The Shift".



Ready?

Prepare questions using:

“What’s your house like?”

“Has it got a...?”

“What colour is the...?”

Write down their answers.

big or small?	
old or modern?	
rooms?	
bedrooms?	
bathrooms?	
colours?	

17.6 Answer Key

Task Sheet 1

1. h; 2. j; 3. g; 4. n; 5. a; 6. m; 7. e; 8. l; 9. d; 10. k; 11. i; 12. f; 13. b; 14. c;

Task Sheet 2

1. bedroom: a bed...a wardrobe...and a chest of drawers
bathroom: a bath...a shower...a toilet...wash basin
sitting room: a sofa...an armchair...carpet...and a TV
dining room: a table
kitchen, a cooker...a microwave...a sink...and a fridge
utility room, a washing machine...and a dryer

Task Sheet 3

1. 1. The main bedroom is on the left of the bathroom
2. The bathroom is next to the main bedroom
3. The small bedroom is on the right
4. The sitting room is on the left
5. The dining room is on the right
6. The hall is in between the sitting room and the dining room
7. The kitchen is behind the dining room
8. The utility room is behind the sitting room, on the left
2. a) red b) yellow c) green d) blue e) black f) brown g) white h) pink
3. 1. green; 2. red; 3. blue; 4. yellow; 5. white; 6. black; 7. brown; 8. pink

Task Sheet 4

1. 1. F; 2. F; 3. T; 4. T; 5. F; 6. F
2. Hi Sophie. What's your new house like?
Oh it's great! It's really big
How many bedrooms has it got?
Four bedrooms and 2 bathrooms...and a downstairs toilet too!
Has it got a utility room?
No, just a kitchen.

Lesson 18: Minor physical complaints – at the chemist's

Level 1	Topic	Aim	Language Focus	Skills
Lesson 18	Minor physical complaints – at the chemist's	To enable students to say what's wrong and ask for things at the chemist.	Vocabulary relating to minor health problems; requests	Speaking and listening

Self-study

1. Task Sheet 1. Match the health problems and the pictures.
2. Task Sheet 2. Listen and click on the words you hear. Then match the words and the pictures.
3. Task Sheet 3. Do Exercise 1 – write in the missing letters to complete the words. Then look at Exercise 2. Practise asking for these things. Listen to check your answers.
4. Task Sheet 4. Listen and write down what the people are asking for. Then put the dialogues in the correct order. Listen to check your answers.
5. Now go to the *Out There* task.

Out There

Ask your *Out There* conversation partners about treatments to minor health problems.

18.1 Task Sheet 1

Match the picture and the phrase.

1. I've got a headache 2. I've got a sore throat 3. I've got a bad cough 4. I've got a bad cold
 5 I've got an upset stomach 6. I've got a bad rash 7. I've got hay fever
 8. I'm constipated 9. I've got toothache 10. I've got a blister



a. _____



f. _____




b. _____




g. _____



c. _____




h. _____




d. _____



i. _____



e. _____



j. _____

Listen and repeat.

18.2 Task Sheet 2

Exercise 1

Listen.

'Can I have some / a ... please?'

Underline the words you hear

aspirin	plasters	suncream	antiseptic cream
sanitary towels	bandage	cotton wool	insect repellent
laxative	throat lozenges	antihistamine pills	

Listen again and repeat.

Join the best at the Maastricht University School of Business and Economics!

Top master's programmes

- 33rd place Financial Times worldwide ranking: MSc International Business
- 1st place: MSc International Business
- 1st place: MSc Financial Economics
- 2nd place: MSc Management of Learning
- 2nd place: MSc Economics
- 2nd place: MSc Econometrics and Operations Research
- 2nd place: MSc Global Supply Chain Management and Change

Sources: Keuzegids Master ranking 2013; Elsevier 'Beste Studies' ranking 2012; Financial Times Global Masters in Management ranking 2012

Visit us and find out why we are the best!
Master's Open Day: 22 February 2014

Maastricht University is the best specialist university in the Netherlands
 (Elsevier)

www.mastersopenday.nl

Download free eBooks at bookboon.com

Distributed by Bookboon. Copyright 2013 Languages Out There and its licensors. Reproduction in whole or in part prohibited except as may be provided under the terms of a Licence Agreement. www.EnglishOutThere.com














Click on the ad to read more

Exercise 2

Match the words and the pictures.

aspirin	plasters	suncream	antiseptic cream	
sanitary towels	bandage	cotton wool	insect repellent	laxative
	throat lozenges	antihistamine pills		

a. 	b. 	c. 
d. 	e. 	f. 
g. 	h. 	i. 
j. 	k. 	

18.3 Task Sheet 3

Exercise 1

Complete the words.

- | | | | |
|----------------------|---------------------|--------------|----------------------|
| a) as___n | b) an up___ st_____ | c) hay_____ | d) a bad c_____h |
| d) a bli_____ | e) a sore thr_____ | f) cons_____ | g) anti_____ cr_____ |
| h) sani_____ to_____ | i) sun_____ | j) pl_____ | k) throat l_____ |

Exercise 2

Now ask for these things.

‘Can I have...?’



antiseptic cream



bandage



insect repellent




throat lozenges


Listen and check your answers.

Exercise 3

‘Can you give me something for...?’



a sore throat



toothache



a blister



an upset stomach

Listen and check your answers.

18.4 Task Sheet 4

Exercise 1

Listen. What does the customer ask for? What does the chemist give her?

1. Can I help you?

Yes, I've got a really bad _____ . Can you give me something for it?

Certainly. These _____ should help.

a) aspirins b) throat lozenges c) suncream

2. Can I help you? Yes, can I have some _____ please?

A large packet or a small packet?

A small packet please.

That's 40 p

a) antiseptic cream b) plasters c) aspirins



REDEFINE
YOUR FUTURE

> **Join AXA,
A GLOBAL LEADING
COMPANY IN INSURANCE
AND ASSET MANAGEMENT**

redefining / standards 

agence cdg - © Photonstop

Download free eBooks at bookboon.com

Distributed by Bookboon. Copyright 2013 Languages Out There and its licensors. Reproduction in whole or in part prohibited except as may be provided under the terms of a Licence Agreement. www.EnglishOutThere.com



Click on the ad to read more

3) Yes please?

I’ve got a really _____ on my foot. I need some... er... some...
_____?

Yes.

Here you are.

- a) suncream b) antiseptic cream c) plasters

Exercise 2

Put the dialogues in the correct order. Listen and check your answers.

1. Certainly. These throat lozenges should help. _____
 Yes, I’ve got a really bad sore throat. _____
 Can you give me something for it? _____
 Can I help you? _____

2. That’s 40p, please _____
 A large packet or a small packet? _____
 Yes, can I have some aspirins please? _____
 A small packet _____
 Can I help you? _____

3. Plasters? _____
 Yes. _____
 I’ve got a really bad blister of my foot. _____
 I need some... er... some... _____
 Yes please? _____
 Here you are. _____

Well done, you have now finished the preparation for the speaking practice task.

18.5 Task Sheet 5

Out there task

You are going to ask your conversation partner questions which you would ask in a chemist.

Before you call your *Out There* conversation partners:

1. Read the tasks carefully.
2. Do you understand it? If you do not, read it again.
3. Are you ready to call your partners?
4. Call and introduce yourself:
5. "Hi, my name is [insert your name here], I'm learning English, can I talk to you about health problems?"
6. Say 'thank you'...and begin the task.
7. Remember to write your partners' answers down and ask them to use the 'chat' box to spell words and phrases you don't understand.
8. Remember you can record your conversations and listen to them again!

Ready?

You are in a chemist's. Your conversation partner is the pharmacist.

You have a few problems! Ask the pharmacist and write down the answers. Remember to ask the price!

Copy and send instructions for conversation partners to follow (send via text message before you start the task):

You work in a chemist; give solutions to your partner's ailments.

Problem	Solution	Price
a headache		
a sore throat		
hay-fever		
a bad cold		
sunburn		
an upset stomach		

18.6 Answer Key

Task Sheet 1

1 d; 2 h; 3 b; 4 e; 5c; 6 i; 7f; 8 j; 9 a; 10 g;

Task Sheet 2

2. 1. cotton wool; 2. throat lozenges; 3. insect repellent; 4. aspirin; 5. suncream;
6. antihistamine pills; 7. plasters; 8. laxative; 9. antiseptic cream; 10. bandage;
11. sanitary towels

Task Sheet 3

- | | | | |
|--------------------|---------------------|----------------|---------------------|
| 1. a) aspirin | b) an upset stomach | c) hayfever | d) a bad cough |
| d) a blister | e) a sore throat | f) constipated | g) antiseptic cream |
| h) sanitary towels | i) suncream | j) plasters | k) throat lozenges |



The image shows the BI Norwegian Business School logo, which is a central blue square with 'BI' in white, surrounded by a colorful, multi-colored sunburst of lines. The lines are labeled with various business programs: Business, Strategic Marketing Management, International Business, Leadership & Organisational Psychology, Shipping Management, and Financial Economics.

BI NORWEGIAN BUSINESS SCHOOL

EFMD
EQUIS
ACCREDITED

**Empowering People.
Improving Business.**

BI Norwegian Business School is one of Europe's largest business schools welcoming more than 20,000 students. Our programmes provide a stimulating and multi-cultural learning environment with an international outlook ultimately providing students with professional skills to meet the increasing needs of businesses.

BI offers four different two-year, full-time Master of Science (MSc) programmes that are taught entirely in English and have been designed to provide professional skills to meet the increasing need of businesses. The MSc programmes provide a stimulating and multi-cultural learning environment to give you the best platform to launch into your career.

- MSc in Business
- MSc in Financial Economics
- MSc in Strategic Marketing Management
- MSc in Leadership and Organisational Psychology

www.bi.edu/master

Download free eBooks at bookboon.com

Distributed by Bookboon. Copyright 2013 Languages Out There and its licensors. Reproduction in whole or in part prohibited except as may be provided under the terms of a Licence Agreement. www.EnglishOutThere.com



Click on the ad to read more

2.



bandage



antiseptic cream



throat lozenges



insect repellent


3.




a blister



an upset stomach



a sore throat



toothache

Task Sheet 4

1. 1. b; 2. c; 3. c

2. 1. Can I help you?

Yes, I've got a really bad sore throat. Can you give me something for it?

Certainly. These throat lozenges should help.

2. Can I help you? Yes, can I have some aspirins please?

A large packet or a small packet?

A small packet please.

That's 40p.

3. Yes please?

I've got a really bad blister of my foot. I need some... er... some...

Plasters?

Yes.

Here you are.

Lesson 19: Likes and dislikes

Level 1	Topic	Aim	Language Focus	Skills
Lesson 19	Likes and dislikes	To say what you like and dislike doing in free time; to ask about other's likes and dislikes	Present tense; leisure activity vocabulary	Speaking, listening

Self-study

1. Task Sheet 1. Match the words and the pictures. Then listen and repeat the words.
2. Task Sheet 2. Do Exercise 1. Match the phrases and the pictures. Then look at the pictures and choose the correct answers – a), b) or c).
3. Task Sheet 3. Put the words into the correct order to make questions and answers.
4. Task Sheet 4. Look at Exercise 1. Put the words into the correct boxes. Then look at Exercise 2. Write the correct words in the gaps.
5. Task Sheet 5. Look at Exercise 1. Put the expressions (I like, I don't like etc.) into the correct spaces. Then look at the table in Exercise 2. Notice the use of *it* for singular and *them* for plural.
6. Now go to the *Out There* task.

Out There

To ask your *Out There* conversation partners' about things they like and dislike.

19.1 Task Sheet 1

Match the words to the pictures.

- | | | | |
|---------------------|----------------|--------------------|------------------------|
| 1. playing football | 2. swimming | 3. mountain-biking | 4. going to the cinema |
| | 5. reading | 6. shopping | 7. horse riding |
| | 8. watching TV | 9. playing tennis | 10. doing nothing |




a. _____




f. _____



b. _____



g. _____




c. _____




h. _____



d. _____



i. _____



e. _____



j. _____

Check your answers in the key.

19.2 Task Sheet 2


Exercise 1

Put the words to the correct face.


- a) I don't like ... b) I like... c) I love... d) I hate... e) I don't mind...




1.




2.



3.



4.



5.

Need help with your dissertation?

Get in-depth feedback & advice from experts in your topic area. Find out what you can do to improve the quality of your dissertation!

Get Help Now



Go to www.helpmyassignment.co.uk for more info



Click on the ad to read more

Exercise 2

Listen.



1. What does he like doing?
 - a) playing tennis
 - b) surfing the Net
 - c) doing nothing

2. What does she like doing?
 - a) reading
 - b) playing tennis
 - c) mountain-biking

3. What does he like doing?
 - a) watching TV
 - b) playing tennis
 - c) playing football

4. What does she like doing?
 - a) watching TV
 - b) going to the cinema
 - c) swimming

19.3 Task Sheet 3

Exercise 1

Put the words in the correct order

Exercise 1

Put the words in the correct order

- 1. spare what time you like do doing in your?
- 2. I going to like cinema the
- 3. What you weekends doing like do at?
- 4. like I nothing doing
- 5. food favourite your what's?
- 6. Italian love I food
- 7. sports do what like you?
- 8. football like I

Brain power

By 2020, wind could provide one-tenth of our planet's electricity needs. Already today, SKF's innovative know-how is crucial to running a large proportion of the world's wind turbines.

Up to 25 % of the generating costs relate to maintenance. These can be reduced dramatically thanks to our systems for on-line condition monitoring and automatic lubrication. We help make it more economical to create cleaner, cheaper energy out of thin air.

By sharing our experience, expertise, and creativity, industries can boost performance beyond expectations. Therefore we need the best employees who can meet this challenge!

The Power of Knowledge Engineering

Plug into The Power of Knowledge Engineering.
Visit us at www.skf.com/knowledge

SKF



19.4 Task Sheet 4

Exercise 1

Look.

What do you like	doing	in your spare time?
What's your	favourite	sport?
What	sports	do you like?

Put these words in the correct boxes.

What do you like	doing	in your spare time?
What's your	favourite	sport?
What	sports	do you like?

Exercise 2

Write the correct word in the space.

1. What do you like _____ in your spare time?
2. I like _____ to the cinema
3. What _____ you like doing at weekends?
4. I like _____ nothing
5. What's your _____ food?
6. ___ love Italian food
7. What sports do you _____?
8. I _____ football

19.5 Task Sheet 5

Exercise 1

Write the words in the correct spaces.




love




like



don't mind



don't like



hate

Exercise 1

Write the words in the correct spaces.

- | | |
|------------------------------|---|
| 1. Do you like cats | a) No, I don't. I _____ them! |
| 2. Do you like dogs? | b) Oh yes, I do! I _____ them. |
| 3. Do you like cooking | c) No, I don't. I really _____ cooking. |
| 4. Do you like shopping? | d) It OK. I _____ it. |
| 5. Do you like rock music? | e) Yes, I do. I _____ it. |
| 6. Do you like Chinese food? | f) It's all right. I _____ it. |

Exercise 2

Look.

Do you	like	rock music?
--------	------	-------------

Yes, I do
No, I don't

Do you	like	Chinese food?
--------	------	---------------

I like	it
I hate	it

Do you	like	animals?
--------	------	----------

I like	them
I hate	them

Well done, you have now finished the preparation for the speaking practice task.

Download free eBooks at bookboon.com

19.6 Task Sheet 6

Out There Task

You are going to ask your *Out There* conversation partners about the things they like and don't like.

Before you call your *Out There* conversation partners:

1. Read the tasks carefully.
2. Do you understand it? If you do not, read it again.
3. Are you ready to call your partners?
4. Call and introduce yourself:
5. "Hi, my name is [insert your name here], I'm learning English, can I ask you about things you like and dislike?"
6. Say 'thank you'...and begin the task.
7. Remember to write your partners' answers down and ask them to use the 'chat' box to spell words and phrases you don't understand.
8. Remember you can record your conversations and listen to them again!

"I studied English for 16 years but...
...I finally learned to speak it in just six lessons"
Jane, Chinese architect

ENGLISH OUT THERE

Click to hear me talking before and after my unique course download

Download free eBooks at bookboon.com

Distributed by Bookboon. Copyright 2013 Languages Out There and its licensors. Reproduction in whole or in part prohibited except as may be provided under the terms of a Licence Agreement. www.EnglishOutThere.com



Click on the ad to read more

Ready?

What do you like doing in your spare time? _____

What do you like doing on holiday? _____

What food do you like? _____

music _____

sports _____

TV programmes _____

films _____

Do you like animals? _____

football _____

cooking _____

dancing _____

shopping? _____

What things don't you like? _____

Answer the questions your conversation partners ask you

19.7 Answer Key

Task Sheet 1

1. f; 2. a; 3. j; 4. i; 5. h; 6. g; 7. e; 8. c; 9. b; 10. d

Task Sheet 2

1. c; 2. b; 3. e; 4. a; 5. d
1. b; 2. c; 3. a; 4. b

Task Sheet 3

1. What do you like doing in your spare time?
2. like going to the cinema
3. What do you like doing at weekends?
4. I like doing nothing
5. What's your favourite food?
6. I love Italian food
7. What sports do you like?
8. I like football

Task Sheet 4

1. a. in your free time; on holiday; at weekends; in the evening; on Saturdays;
b. colour; food; music
c. animals; food; TV programmes; music
1. doing
2. going
3. do
4. doing
5. favourite
6. I
7. like
8. like

Task Sheet 5

a. hate; b. love; c. don't like; d. don't mind; e. like; f. don't mind

Lesson 20: Activities in the past

Level 1	Topic	Aim	Language Focus	Skills
Lesson 20	Activities in the past	To enable you to talk about what they did last weekend, last week etc.	Simple past tense; 'go/ went' only	Speaking, listening

Self-study

1. Task Sheet 1. Match the words and the pictures. Then check your answers in the key.
2. Task Sheet 2. Listen to the dialogues and choose the correct answers a), b) or c).
3. Task Sheet 3. Put the dialogues in the correct order. Listen and check your answers. Then listen again and repeat the dialogues.
4. Task Sheet 4. Look at Exercise 1. Match the countries with the names. Then look at the table in Exercise 2.
5. Now go to the *Out There* task.

Out There

To talk to your *Out There* conversation partners about activities in the past.

What do you want to do?

No matter what you want out of your future career, an employer with a broad range of operations in a load of countries will always be the ticket. Working within the Volvo Group means more than 100,000 friends and colleagues in more than 185 countries all over the world. We offer graduates great career opportunities – check out the Career section at our web site www.volvogroup.com. We look forward to getting to know you!

VOLVO
 AB Volvo (publ)
www.volvogroup.com

VOLVO TRUCKS | RENAULT TRUCKS | MACK TRUCKS | VOLVO BUSES | VOLVO CONSTRUCTION EQUIPMENT | VOLVO PENTA | VOLVO AERO | VOLVO IT
 VOLVO FINANCIAL SERVICES | VOLVO 3P | VOLVO POWERTRAIN | VOLVO PARTS | VOLVO TECHNOLOGY | VOLVO LOGISTICS | BUSINESS AREA ASIA

Download free eBooks at bookboon.com

Distributed by Bookboon. Copyright 2013 Languages Out There and its licensors. Reproduction in whole or in part prohibited except as may be provided under the terms of a Licence Agreement. www.EnglishOutThere.com




20.1 Task Sheet 1

Match the pictures and the words.

- | | | | |
|----------------------|----------------------|------------------------|--------------|
| 1. a concert | 2. a pub | 3. sightseeing | 4. the beach |
| 5. a barbecue | 6. a club (disco) | 7. the shopping centre | |
| 8. an art exhibition | 9. the sports centre | 10. a party | |



a. _____



f. _____




b. _____




g. _____



c. _____




h. _____




d. _____



i. _____



e. _____



j. _____

20.2 Task Sheet 2

Listen to the dialogues and choose the correct answers a) b) or c).

1. Emma

- a) went to the pub
- b) went to the beach
- c) went to a party

2. Tony

- a) went to the pub
- b) went to the sports centre
- c) went sightseeing

3. Barbara

- a) went sightseeing
- b) went shopping
- c) went to an art exhibition

4. Pete

- a) went to a barbecue
- b) went to the beach
- c) went to a party

20.3 Task Sheet 3

Put the dialogues in order.

1. Yeah. Really good. _____
I went to a great party. _____
Hi Emma. Did you have a good weekend? _____
What did you do? _____

2. Oh, nothing special. We just went to the pub. _____
What did you do last weekend, Tony? _____
Right. _____

3. Oh, great, thanks. _____
Yes, we went to a really interesting art exhibition. _____
Hello Barbara. How was your weekend? _____
Did you do anything special? _____

4. Yeah, very nice thanks. I went to the beach. _____
Hello Pete. Good weekend? _____

Listen and check your answers.


Listen and repeat.

20.4 Task Sheet 4

Exercise 1

What are the names of these countries?

- a) France b) the USA c) Italy d) Ireland e) Germany f) Spain
 g) Australia h) Norway i) Switzerland j) Austria k) Mexico
 l) Scotland m) India



Exercise 2

Look.

Where did you	go	on holiday last year?
What did you	do	last weekend?

I went	to Spain sightseeing to the pub
--------	---------------------------------------

Did you	go	to the beach? to France? sightseeing?
---------	----	---

Yes, I did
No, I didn't

Well done, you have now finished the preparation for the speaking practice task.



Download free eBooks at bookboon.com

Distributed by Bookboon. Copyright 2013 Languages Out There and its licensors. Reproduction in whole or in part prohibited except as may be provided under the terms of a Licence Agreement. www.EnglishOutThere.com



Click on the ad to read more

20.5 Task Sheet 5

Out there task

You are going to ask your *Out There* conversation partner some questions.

Before you call your *Out There* conversation partners:

1. Read the tasks carefully.
2. Do you understand it? If you do not, read it again.
3. Are you ready to call your partners?
4. Call and introduce yourself:
5. "Hi, my name is [insert your name here], I'm learning English, can I talk to you about activities in the past?"
6. Say 'thank you'...and begin the task.
7. Remember to write your partners' answers down and ask them to use the 'chat' box to spell words and phrases you don't understand.
8. Remember you can record your conversations and listen to them again!

Ready?

Ask your conversation partners these questions.

What did you do last weekend?

Where did you go on your last holiday?

What did you do?

Now tell them what you did last weekend and on your last holiday.

20.6 Answer Key

Task Sheet 1

1. j; 2. h; 3. e; 4. i; 5. a; 6. c; 7.f; 8. d; 9. g; 10. b

Task Sheet 2

1. c; 2. a; 3. c; 4. b

Task Sheet 3

1. Hi Emma. Did you have a good weekend?
Yeah. Really good.
What did you do?
I went to a great party.

2. What did you do last weekend, Tony?
Oh, nothing special. We just went to the pub.
Right.

3. Hello Barbara. How was your weekend?
Oh, great, thanks.
Did you do anything special?
Yes, we went to this really interesting art exhibition.

4. Hello Pete. Good weekend?
Yeah, very nice thanks. I went to the beach.

Task Sheet 4

- a) France b) the USA c) Italy d) Ireland e) Germany f) Spain
g) Australia h) Norway i) Switzerland j) Austria k) Mexico l) Scotland
m) India

Do your Out There Task speaking practice using Helpouts by Google

Live version
New version: Pending review
Add intro video
Edit



Learn English Helpout

Jason West • Education & Careers

If you want to learn English and speak English comfortably I can help you. I can prove I have helped a typical beginner speaker to improve by three...

Edit Promote Delete
★★★★★ 15

£2.50

15 minutes

Next available time
15 Nov 2013 at 11:00

© 2013 Google Inc. All rights reserved. Helpouts is a trademark of Google Inc.