



www.tabsda.org/tabtown



PAPER HEART FLOWER CRAFT

What you need:

- Paper Heart Flower Craft template
- a sheet of white paper if the kids will be designing their own flowers or a colorful paper (red, pink, orange...)
- sheet of green paper
- sheet of yellow paper (optional)
- green paper straws
- markers to color the bee
- paper clips or mini clothespins
- clear tape
- scissors
- glue

You can print the template on white paper and have the kids decorate it as they see fit or you can print it on a colored paper.



1. Cut out the flower shape.



2. Cut a circle out of yellow paper and glue it on the flower shape.



3. Write your message (perfect if this will be a card).



4. Now fold the flower shape as shown on the picture bellow. Unfold.





5. Fold again at a right angle to the first fold (as shown on the picture).
Unfold.




6. Fold again, this time at a 45 degree angle to one of the previous folds (between the first two folds) as shown on the image bellow.




7. This next step is a little bit tricky when you do it for the first time. But once you manage to make one you will see it's actually easy peasy! I do recommend you rather watch the video for this step.



8. You need to push the last fold inside the flower shape.



9. Start one side and then push in the other too.




10. You should see a heart shape.



11. Color the bee and cut it out (if you printed on the white sheet of paper you can color the bee that is on that sheet, if not there is a separate sheet with bees you can print on the white paper).





12. Glue it on a clothes pin or tape it onto a paper clip.



13. Clip it on the heart shape.



14. Take a green paper drinking straw and glue it on the back of your heart flower with clear tape – two rows will prevent the straw from moving.





15. Cut a leaf out of green paper and glue it on the paper heart flower craft.



16. All done! Your paper heart flower craft is ready to be gifted to someone special! Unless you want to make a bouquet then back to crafting you go!

Heart Flower Template

