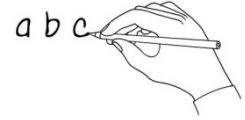




Colours 1



1. What's the word?

Write the word under the pictures.

| | | | | |
|--------|--------|-------|-------|-------|
| red | yellow | blue | green | pink |
| purple | orange | brown | black | white |

| | | | | |
|--|-----|--|--|--|
| | | | | |
| | red | | | |
| | | | | |
| | | | | |

2. Label it!



Draw a line from the words to the pictures.

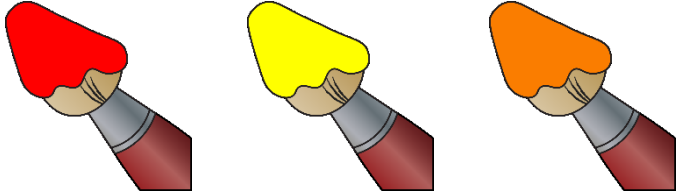
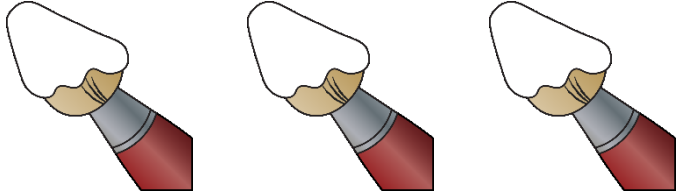
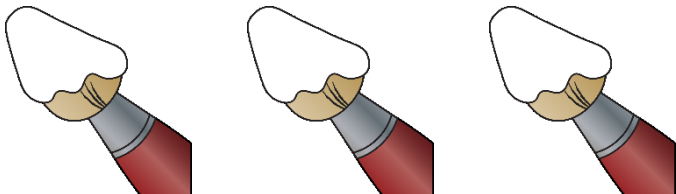
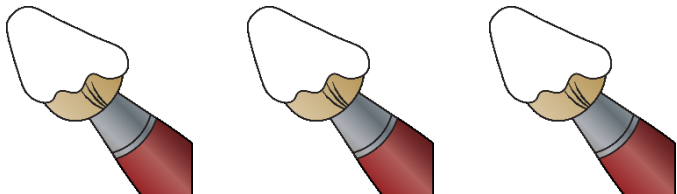
| | | | | | |
|--------|--|--|--|-------|--------|
| red | | | | green | |
| yellow | | | | | orange |
| blue | | | | | pink |



3. Colour and write!



Colour the paintbrushes and write what colour they make.

| | |
|--|---|
|  <p>red + yellow = <u>orange</u></p> |  <p>blue + red = _____</p> |
|  <p>yellow + blue = _____</p> |  <p>red + white = _____</p> |

4. Read and draw!



Read the sentences and draw a colourful monster's face!

| | |
|--|------------------------------------|
| <p>Draw a big circle for a face.</p> <p>Draw a purple nose.</p> <p>Draw three green eyes.</p> <p>Draw a pink and red mouth.</p> <p>Draw six blue ears.</p> <p>Colour the face yellow.</p> <p>Draw some colourful hair.</p> | <p>My monster's name is: _____</p> |
|--|------------------------------------|