




# Using Makaton as an effective communication system

Jackie Webb

HLTA Communication/Regional Makaton Tutor

# What is Makaton?

- Makaton is a unique language programme which uses symbols, signs and speech to provide a visual representation of language which increases and makes expressive communication easier.
- The Foundation Workshop comprises of 4 modules covering core vocabulary stages 1-4 plus additional vocab. The Enhancement Workshop comprises of 6 modules covering core vocabulary stages 5-8 plus additional vocab.



# What is Makaton?

Makaton is a unique language programme which may be used as:

- ☺ a systematic multi-modal approach for the teaching of :
  - ☐ communication skills
  - ☐ language and literacy skills
- 😊 a source of highly functional vocabulary for:
  - ☐ the person with communication needs
  - ☐ as well as their interactive partners



# Our goal is ....


To understand the basic principles of effective communication.

To understand the difficulties that our children have with communication.

To raise everyone's awareness of the impact that effective communication has.

To continually refresh our knowledge and understanding of new signs and symbols.

To discuss how we can continue to encourage all our children to communicate with confidence.



# Activity 1



How did you do?



# How did you this activity make you feel?

## Both Experienced

- frustration
- anger
- loss of confidence
- feelings of inadequacy
- **feeling stupid**
- may give up, leading to; withdrawal, isolation
- may give up because of lack of a rewarding experience
- **fun**

## Both Used

- eye contact
- pointing eye pointing  
finger pointing
- facial expressions
- body movement
- gestures
- mime
- made reference to and the use of concrete objects in the room

## Both Needed

- encouragement, co-operation
- confirmation
- small chunks' of information to build upon
- organisation of information, starting with the dominant item first
- shared knowledge of a gestural or sign system
- shared life experiences and a common vocabulary



# Essential features of Makaton

- It has a core vocabulary of over 450 concepts, this is growing all of the time as technology evolves
- It has a resource vocabulary of 11000+ concepts
- It is used with speech, signs and/or symbols
- As well as having flexible teaching methods





# Who uses Makaton?

- Children and adults with a broad range of communication difficulties, such as:
  - poor attention and listening
  - understanding speech
  - understanding what will happen next
  - developing speech
  - making themselves understood
  - telling people
    - 😊 what they want
    - 😊 how they feel
    - 😊 what they are thinking
    - 😊 their choices and preferences
  - Learning to read and write



# The aims of using Makaton

- For basic communication
- To help understanding
- To develop language skills
- To facilitate social communication
- To help to build relationships
- To increase equal opportunities
- To teach pre-reading and pre-writing skills towards literacy



It is important to remember to sign only the key words but speak the whole sentence grammatically correct.

## Examples of signing: BSL, Signed English and Makaton

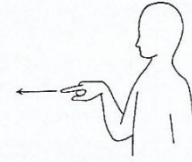
### BSL



Work



I  
(without speech)



go

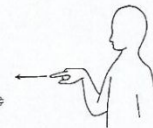
### Signed English



I



am



going  
(with speech)



to

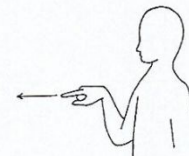


work

### Makaton



I'm



going  
(with speech)



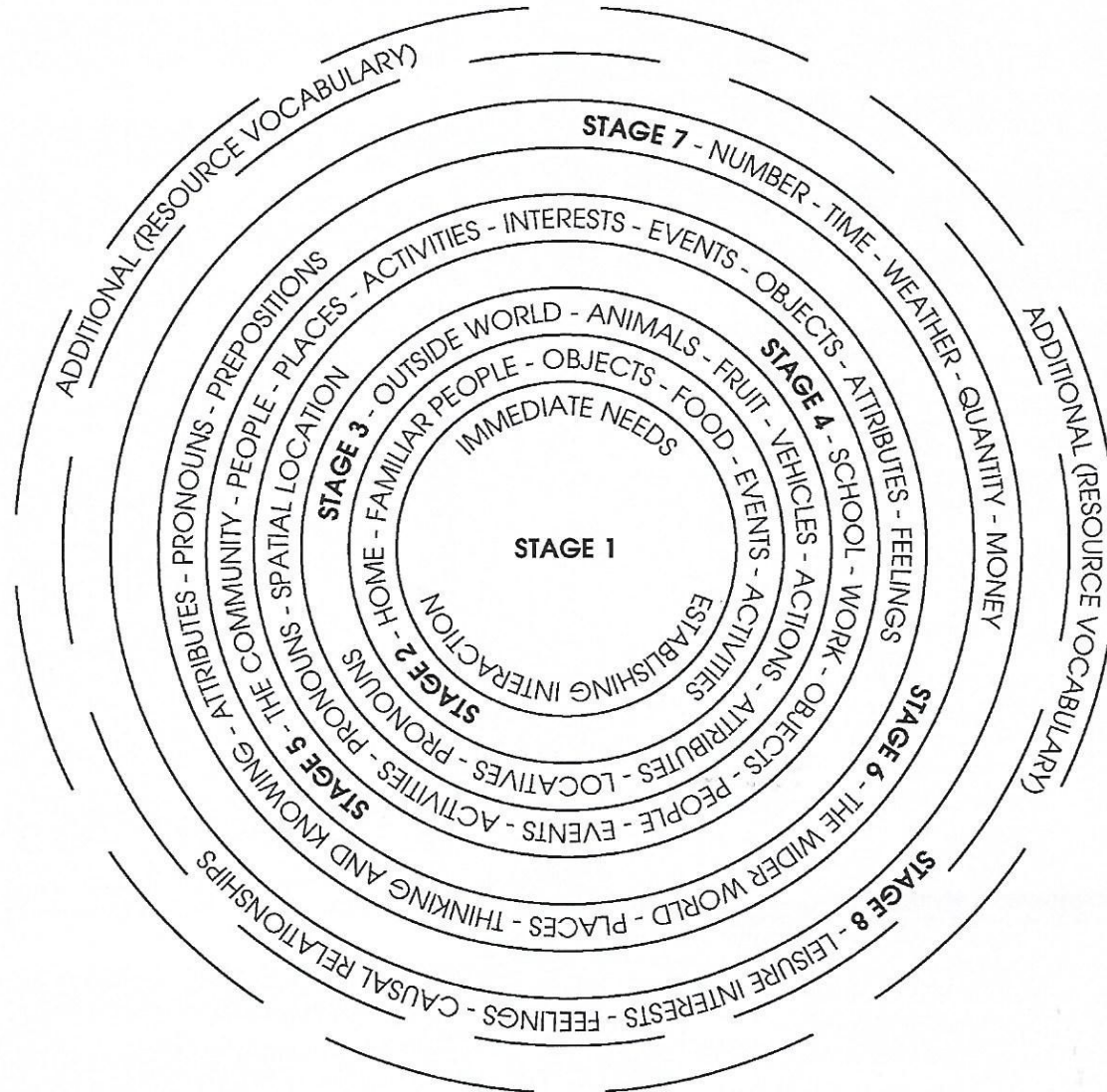
to work

# Activity 2



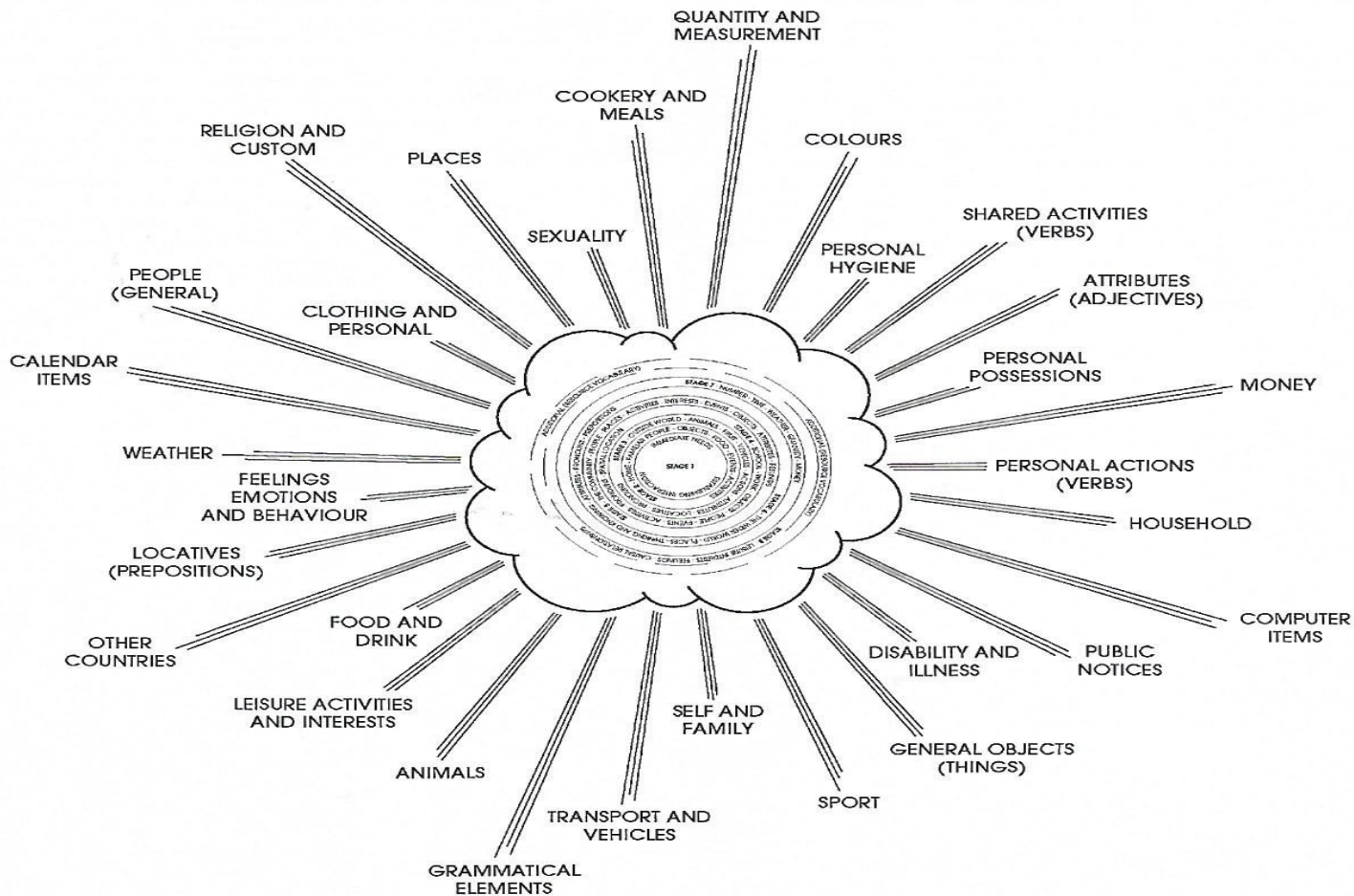
# The Makaton Core Vocabulary

Broadening Experience Through a Staged Approach



# The Makaton Resource Vocabulary

Expanding on the Topics introduced in the Makaton "Core" Vocabulary



# Makaton around the world




Makaton is used extensively all over the UK, it has also been adapted for use in many other countries, such as:

Australia  
Bahrain  
Bangladesh  
Canada  
Cyprus  
Czech Republic  
Egypt  
France  
Germany  
Gibraltar  
Greece  
Guyana  
Holland

Hong Kong  
India  
Israel  
Italy  
Japan  
Jordan  
Kuwait  
Luxembourg  
Malaysia  
Malta  
Namibia  
Norway  
Pakistan

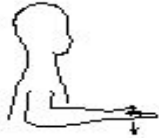
Poland  
Portugal  
Qatar  
Romania  
Russia  
Saudi Arabia  
South Africa  
Spain  
Sri Lanka  
Switzerland  
Turkey  
UAE  
Uganda  
USA  
Zimbabwe







# What are we saying?





# What are we saying?



where



is



the



toilet



i



would



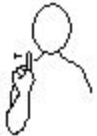
like



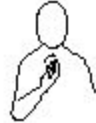
a



biscuit



and



some



juice





# What are we saying?



where



is



the



toilet



i



would



like



a



biscuit



and



some



juice

REMEMBER to sign key words and SPEAK as you sign.



# Activity 3



ALWAYS USE SHORT SIMPLE SENTENCES, ALLOW CHILDREN TIME TO PROCESS WHAT YOU HAVE SAID TO THEM.



©2011 BLOGOGGRAPHY.COM

# Keelman's Way School is a TOTAL COMMUNICATION ENVIRONMENT and we use Makaton every day.



Daily lessons



Daily lessons



Singing and signing



Parent Sessions



Our Community Cafe



Our Performances



# PLEASE.....

Help our children to become effective communicators. Encourage them to sign whenever possible. Use short simple sentences, and allow them the time to process what you have asked them to do. Try not to interrupt their thought process too early. Call their name to get their attention, always give them eye contact and get down to their level.


Mr Tumble has a lot to answer for, he can drive parents/carers mad but he makes it fun and interesting for all of our children.



# Parent signing sessions

Parents are invited into school every term to brush up on their signing skills and to learn any new signs. These will be topic related, for example, Easter, Halloween and Christmas vocabulary. These sessions are well attended and are free to parents, carers, grandparents, siblings etc.

It also gives parents and carers a chance to meet and talk to other parents.





# Makaton Symbols

Symbols can be used at a variety of levels:

- Functional meaning (where one symbol represents a whole sentence)
- Key words in a sentence (where two or three symbols are used)
- For every word in a sentence including the grammatical words and word endings.

As far as possible, all Makaton symbols reflect three essential design criteria:

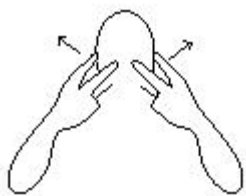
- They should be as pictographic as possible in order to convey the meaning of the concept represented.
- They should be uncomplicated so that they can be drawn by hand and used in a functional manner similar to writing.
- They should attempt to reflect language themes to support and encourage the development of language structure.

Makaton Symbols offer:

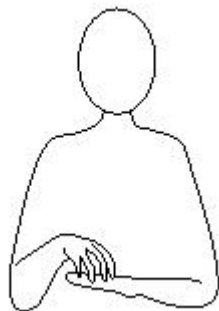
- Permanence. Unlike a sign and words which fade, the symbol is permanent.
- They offer concrete reference. Often the symbol is more like the object it represents, eg toilet, television

# Activity 4





Cat



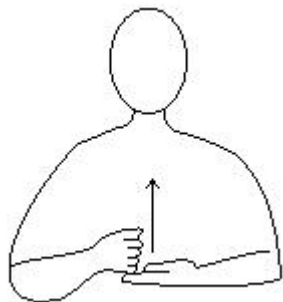
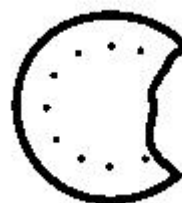
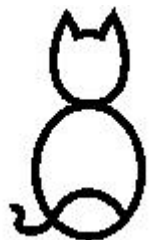
Cake



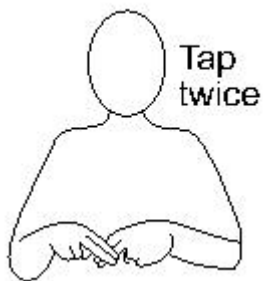
Biscuit



Pig



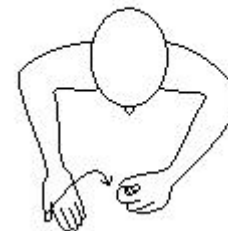
Help




Dad

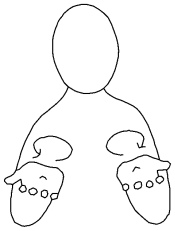


Mum

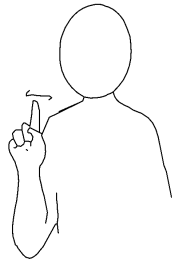


More







Where




What





Here




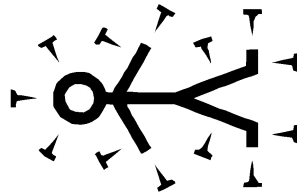
Look




To see



Pain



This

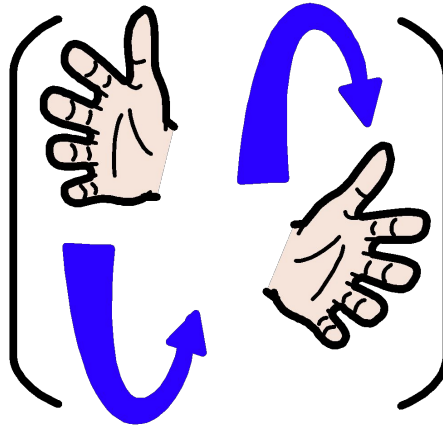


Operation



# Main Aim of Makaton Training

- 👉 To be able to deliver more formal training to larger groups of parents, staff and other professionals.
- 👉 To be able to further develop the use of the Makaton programme and to make more people aware of how important it is.
- 👉 To promote the use of Makaton throughout school, including staff, children and visiting professionals.



Jacqueline Webb

About me: I am a qualified Makaton Regional Tutor, and I have been working with children with learning difficulties for over sixteen years.

I use Makaton on a daily basis with children, young adults and staff within my school environment.

I also encourage parents and carers to use

Makaton and have regular sessions within school so that parents can brush up on their signing skills.

I also offer training for the Foundation Workshop.

The Makaton Foundation Workshop offers a comprehensive introduction to the Makaton vocabulary.

The workshop consists of four modules each lasting three hours. As part of the workshop you will receive four participant manuals, a book of signs (core vocabulary stages 1-4), a book of symbols (core vocabulary stages 1-4) and upon completion of all four modules each participant will receive a certificate of attendance.

Foundation Workshop

Keelman's Way School

Campbell Park Road

Hebburn

NE31 1 QY

Tel: 0191 4897480

e-mail: [jwebb@keelmanswayschool.co.uk](mailto:jwebb@keelmanswayschool.co.uk)

If you are interested in attending one of the workshops please contact school, details are above.

The cost of each workshop is £90 per person, £40 fee if cancelled less than one week beforehand.

Incomplete courses will still be charged for in full.



Activity 5

Now for

some fun !!!



# PLEASE - HELP YOURSELF

Please feel free to take some of the Sign/Symbol sheets with some topic vocabulary on.





[www.makaton.org](http://www.makaton.org)

Visit the Makaton website and find lots of fantastic resources that are free to print out or download.

There are also some lovely stories about how Makaton has improve the lives of many children and their families.

# THANK YOU FOR LISTENING, AND HAPPY SIGNING



Thank you



for



listening



and



happy



signing

