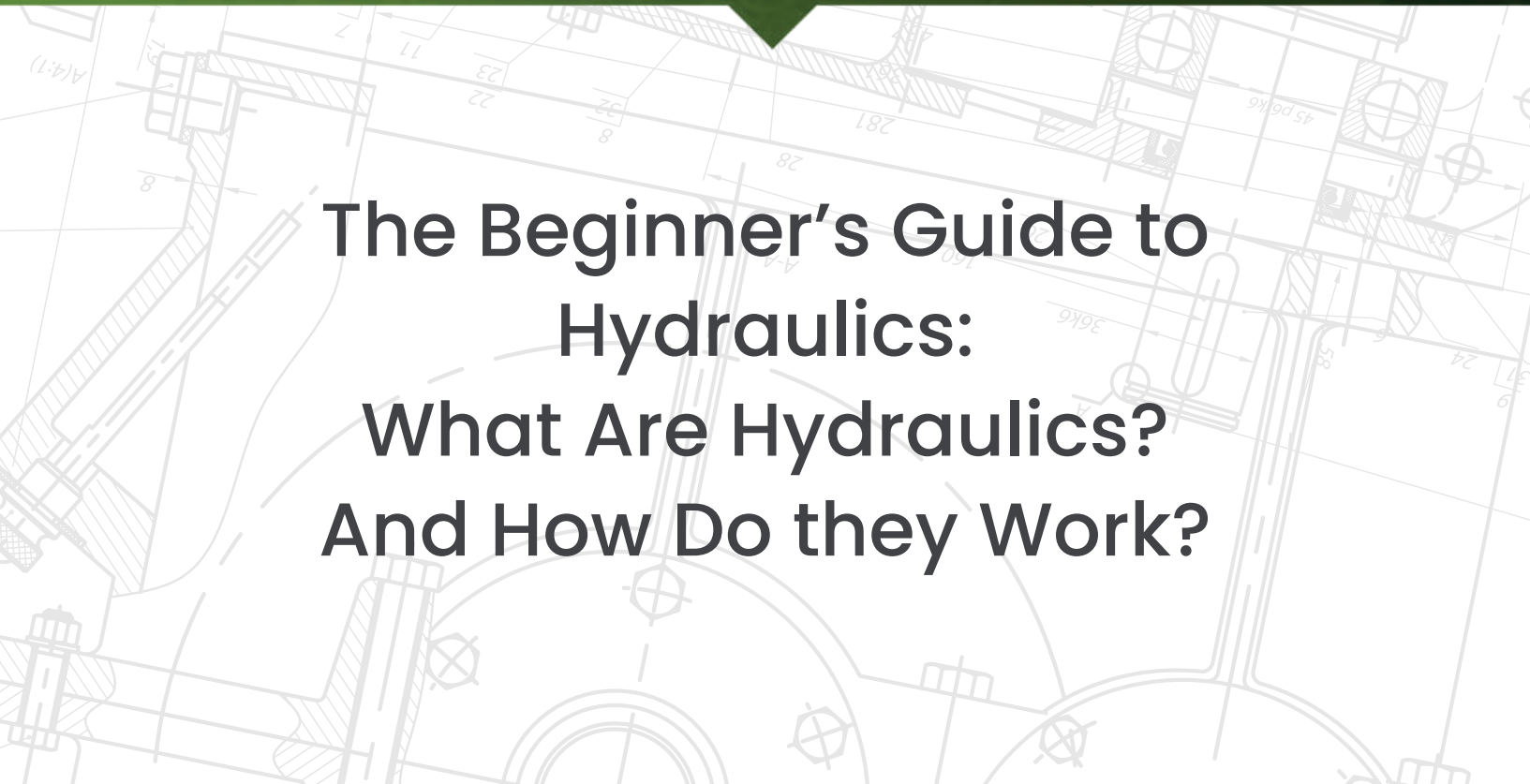




HYDRAULICS ONLINE EBOOK SERIES:
SHARING OUR KNOWLEDGE
OF ALL THINGS HYDRAULIC

A detailed technical drawing of a hydraulic component, possibly a valve or pump, shown in a cross-sectional view. The drawing includes various dimensions, section lines, and labels such as 'A(4:1)', '28', '281', '36Kg', and '45 pc/kg'. The drawing is rendered in a light grey color against a white background.

**The Beginner's Guide to
Hydraulics:
What Are Hydraulics?
And How Do they Work?**

An introduction to the science of hydraulics and hydraulic systems
which explores the diversity of applications in which hydraulic
systems can be found and how those systems work.

www.hydraulicsonline.com



POWERING THE WORLD

Hydraulics Online e-book series:
Sharing our knowledge of all things hydraulic

About Hydraulics Online

Hydraulics Online is a leading, award-winning, ISO 9001 accredited provider of customer-centric fluid power solutions to 130 countries and 24 sectors worldwide.

Highly committed employees and happy customers are the bedrock of our business.

Our success is built on quality and technical know-how and the fact that we are 100% independent – we provide truly unbiased advice and the most optimal solutions for our customers. Every time.



FS 600920
ISO 9001

What is hydraulics?

Hydraulics is an engineering discipline which applies the theoretical science of fluid mechanics in order to generate, control and transmit power through the use of pressurised liquids.

hydraulics

PLURAL NOUN

1. usually treated as singular the branch of science and technology concerned with the conveyance of liquids through pipes and channels, especially as a source of mechanical force or control.
- 2 Hydraulic systems or forces.
'the lift is driven by hydraulics'

Pronunciation: hydraulics /hɪ'drɔ:ɪks//hɪ'drɒɪks/

As such, hydraulics can refer to a branch of science as well as a type of mechanical system.

Hydraulics can be found in so many different aspects of our lives. At the most basic, hydraulics power the jet of water sprayed by a child's water pistol or the suction of a sink plunger.

Advanced hydraulics can be found in heavy earth-moving equipment, cranes and lifting platforms, industrial machinery and many vehicles. They are even hard at work in the human body!

An ancient science



The term “hydraulics” originates from the Greek ὑδραυλικός (hydraulikos) – a word composed of the Greek for water ὕδωρ (hydor) and the Greek for pipe αὐλός (aulos).

ὑδραυλικός

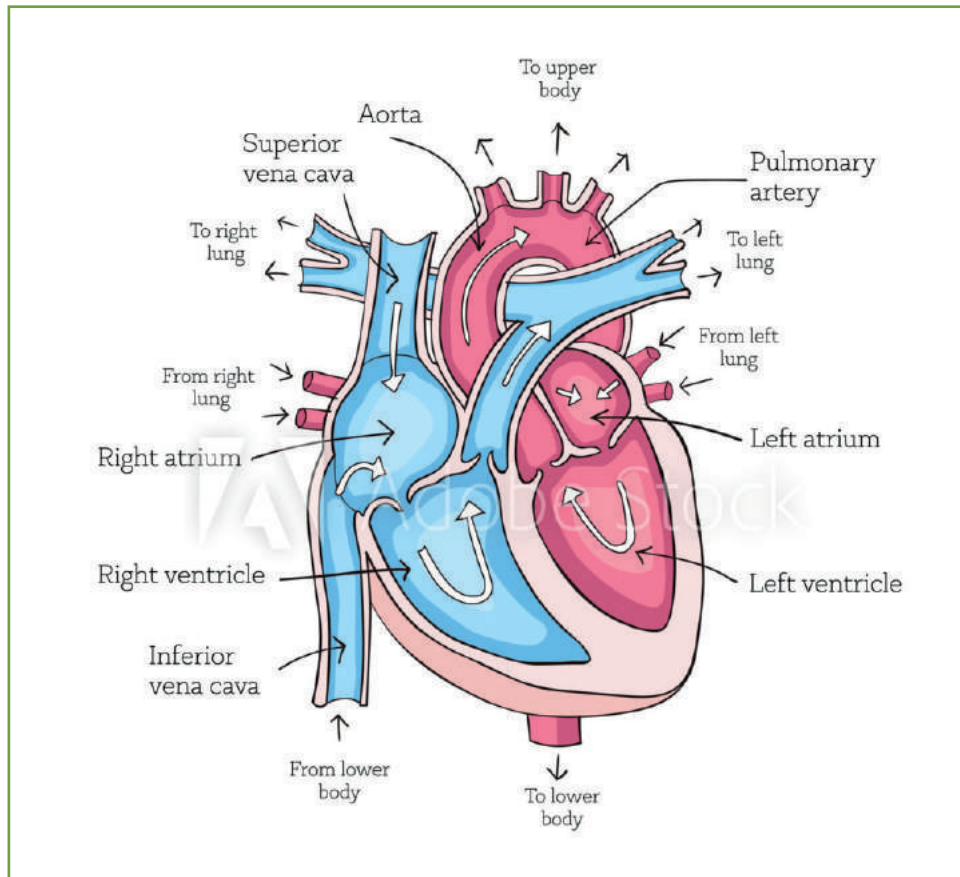
The ancient Greeks constructed sophisticated hydraulic systems, using water as their fluid. One early example is the Eupalinian aqueduct on the Greek island of Samos. This 1,036-metre-long tunnel was built in the 6th century BC to serve the ancient capital of Samos (now Pythagoreion) with fresh water. The tunnel was rediscovered in the 1880s and is now a popular tourist attraction.

Nor were the Greeks the only ancient civilization to use hydraulic systems. Ancient Rome was served by ancient hydraulic aqueducts, many of which still stand today across the former Roman Empire.

Indeed, many ancient civilisations harnessed hydraulics to power irrigation systems, freshwater supplies and other tools. Evidence of the an understanding of the science of hydraulics exists in structures excavated from the Mesopotamian, Ancient Egyptian, Incan, Early Chinese and Sri Lankan Empires.

Hydraulics in the human body

One example of a hydraulic system with which everyone is familiar is our circulatory system.



Our hearts use hydraulics to pump our blood around our bodies and valves to govern the flow.

The components of a hydraulic system

Since hydraulics is concerned with fluid mechanics, the most obvious component of any hydraulic system is the fluid.

In our example of the human circulatory system, the hydraulic fluid is our blood.

In an industrial system, the hydraulic fluid would typically be a standard mineral oil, a phosphate ester, or perhaps water glycol or skydrol, depending on the application.

The other main components that make up a hydraulic system are often referred to as a “hydraulic power pack” or “power unit”.

The power unit comprises of:

- a prime mover
- the hydraulic pump
- a reservoir of fluid
- pipework and hoses
- actuators and valves

In combination, these form the basics of a hydraulic system.

In our heart, it is the strong, regular contractions of the beating of our heart, stimulated by the heart’s natural pacemaker – the sinoatrial node, that applies pressure to our body’s hydraulic system.

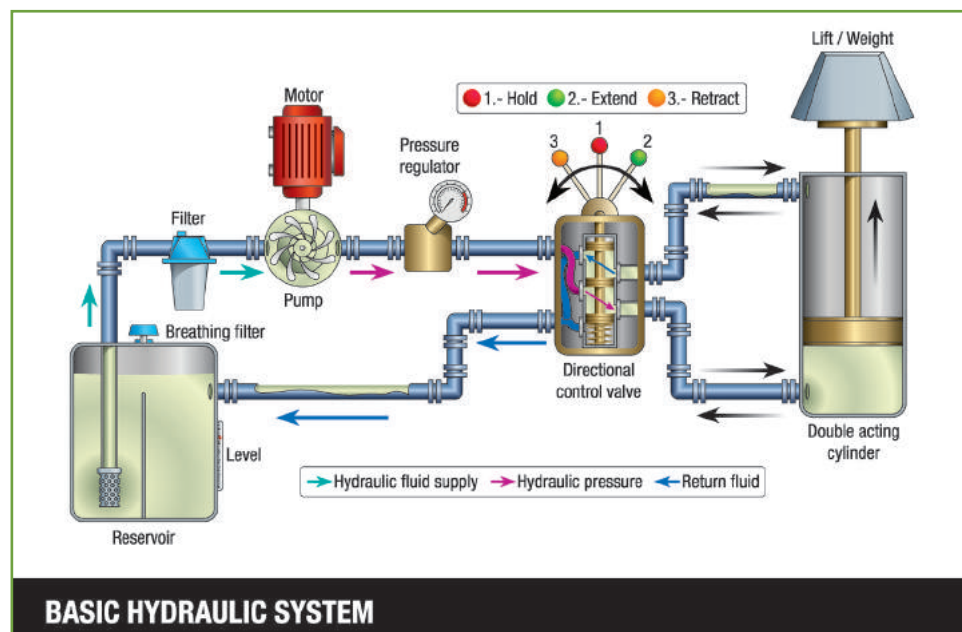
The sinoatrial node is our circulatory system’s prime mover.

In an industrial hydraulic system, the prime mover would typically be an electric motor or a diesel engine. This is what gets the hydraulic system started by powering the pump.

In our heart, the left and right atria act as our hydraulic pump; contracting in unison to pump blood around our bodies.

In an industrial system, the hydraulic pump converts mechanical energy into hydraulic energy by moving, or transmitting, the hydraulic fluid.

There are several different types of hydraulic pumps in industrial use. These include gear, vane and piston pumps. In all cases, the role of the hydraulic pump is to displace fluid volume against a resistant load or pressure.



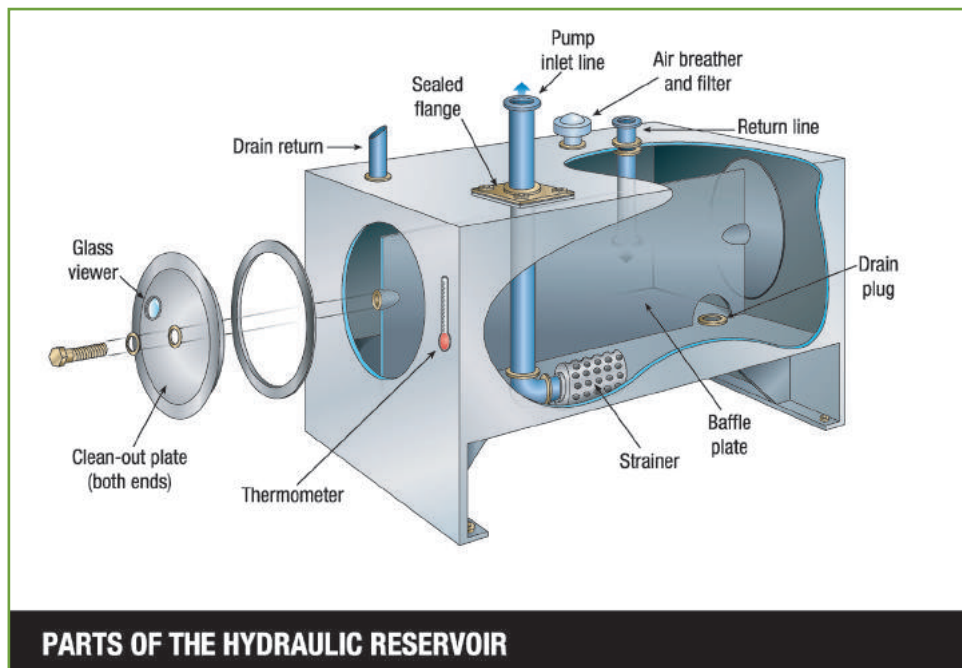
The process which governs the working of this – and any – hydraulic system was named after French mathematician, Blaise Pascal, who proved that when pressure is applied to a fluid, that pressure will be evenly dispersed across the fluid.

As this pressure is applied, the hydraulic fluid moves around the system. In our circulatory system, it is our veins and arteries that operate as hydraulic fluid lines, transporting the hydraulic fluid – our blood – around the system.

Hydraulic valves are used to start, stop and direct the flow of hydraulic fluid in the system.

Hydraulic actuators come at the end of the process, where the hydraulic energy is converted back to mechanical energy. This can be done through using a hydraulic cylinder which converts hydraulic energy into linear motion and work, or a hydraulic motor which converts hydraulic energy into rotary motion and work.

Another important element of an industrial hydraulic system is the reservoir. The reservoir holds a volume of hydraulic fluid.



The reservoir plays several important roles. First, it allows any solid contaminants to settle at the bottom of it, ensuring the purity of the system and reducing contamination that could cause failure.

It also transfers heat from the system which might prematurely damage seals or components and also serves to help air and moisture to be released from the fluid.

Hydraulic principles

Particles in liquids are close together, meaning that liquids are virtually incompressible, i.e. cannot be compacted or squashed together.

When moving around, the particles collide with one another and the walls of the container in which the liquid is housed.

pressure

MASS NOUN

1. Continuous physical force exerted on or against an object by something in contact with it.

force

MASS NOUN

1. Strength or energy as an attribute of physical action or movement.
 - 1.1. Physics An influence tending to change the motion of a body or produce motion or stress in a stationary body. The magnitude of such an influence is often calculated by multiplying the mass of the body and its acceleration.

Because of this property, a pressure applied to a liquid will spread to other points within the liquid. Most notably, the pressure is transmitted equally in all directions. Even if the pressure is applied on a liquid at a single point, it will spread evenly to other points in the liquid.

Hydraulic engineering is based on, and exploits, this principle, which is known as Pascal's Law after the French mathematician and writer who first set down the principle, Blaise Pascal.

Pascal's Law

Although we know that pressure and forces are spread through liquids with the pressure transmitted equally in all directions, it is important to understand that pressure and force are not quite the same thing.



Pressure is directly proportional to force. However, pressure also takes into account the area over which the force is applied.

Pressure is calculated using the equation:

$$\text{Pressure (P)} = \text{Force (F)} \div \text{Cross-Sectional Area (A)}$$

Where: P = Pressure in pascals (Pa), F = Force in newtons (N), and A = Cross-sectional area in metres squared, m²

This means that when exerting a small force over a small cross-sectional area, pressure can be transmitted to create a large force over a large cross-sectional area.

In this way, hydraulic systems enable smaller forces to be multiplied into bigger forces.

This is what makes hydraulic systems so useful.

Understanding the application of hydraulics


A simple science experiment can be undertaken to illustrate how these hydraulic principles work in practice.

It shows how forces can be multiplied using hydraulic systems.

You will need:

- two syringes of different sizes
- plastic tubing
- water

Your two syringes of different sizes, Syringe A and Syringe B, should be connected together using the tubing and filled with water, as shown below.



An “effort force” pushing on Syringe A increases the pressure on the water in Syringe A and the tube that follows it.

As water is virtually incompressible, the pressure spreads through the water into Syringe B. The water pushes against the plunger in Syringe B with equal pressure, exerting a “load force” on it.

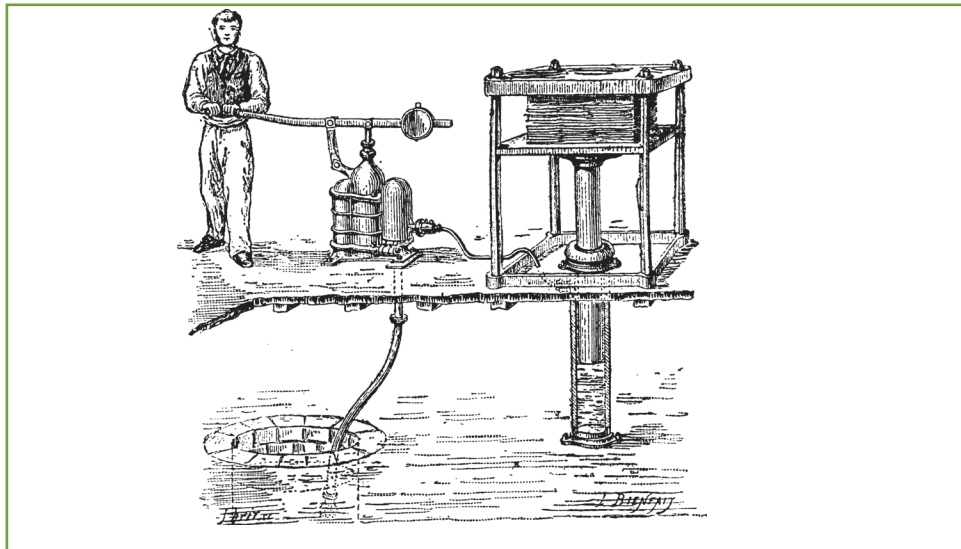
However, Syringe B has a plunger with a bigger cross-sectional area than Syringe A. This means that the “load force” exerted is larger than the original “effort force” (that which was exerted on Syringe A).

This is known as a “force multiplier”.

Note, however, that although the pressure is greater, the bigger syringe moves a shorter distance than the smaller syringe.

How forces can be multiplied

The way forces can be multiplied in a hydraulic system was applied by Victorian industrialist Joseph Bramah to create the hydraulic press in 1795.



Bramah was a prolific inventor, but his patent for the hydraulic press was his most important patent. In it he describes a hydraulic press with two cylinders and pistons of differing cross-sectional areas which is used for "obtaining and applying motive power".

The basis of this invention was Pascal's Law; that the pressure through a closed system is constant.

If a force was exerted on the smaller piston, this would translate to a larger force on the larger piston and the difference would be proportional to the difference in cross-sectional area.

Today, you can find examples of Bramah's invention in a wide range of industrial processes, including: forging and metal forming, moulding, automotive and aerospace manufacturing and assembly, and waste management.

His invention is still known today as the Bramah Press.

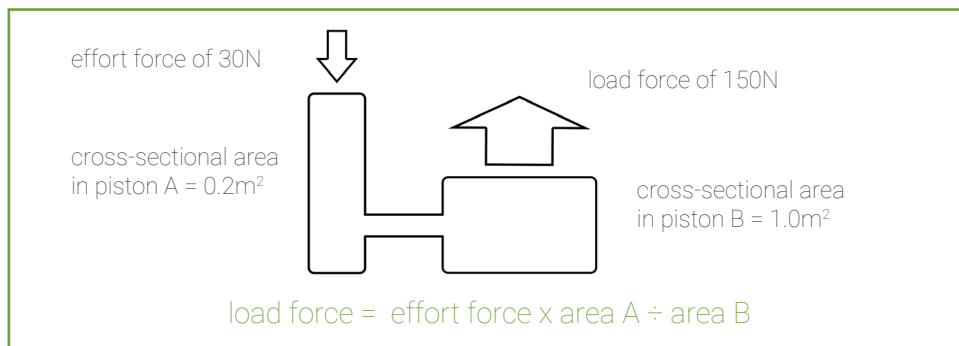
Real-world applications

To see how this science is applied in the real world, let's take a look at a simple but common application: a hydraulic jack used to lift cars in a garage.



Let's consider the forces at work to operate a jack.

First, we can calculate the pressure of the liquid inside piston A using the equation for calculating pressure: Pressure (P) = Force (F) ÷ Cross-Sectional Area (A). In the example below $P = 30 \div 0.2$, so $P = 150 \text{ Pa}$



The pressure within this closed system is transmitted equally in all directions, therefore the pressure in piston B is also 150 Pa.

However, the cross-sectional area in piston B = 1.0 m².

This will mean the force being applied is different ($F = 150 \times 1.0$).

In this example, the hydraulic jack can lift load forces five times greater than the effort force put in.

Hydraulics today

Today, hydraulics can be found in almost all walks of life – as evidenced by the diverse range of businesses with whom we work.

Hydraulics Online has been involved with projects as diverse as underwater cable laying to rocket launches! Products and systems that we have sold can be found in construction equipment, emergency vehicles, mobility solutions, university projects and even fairground rides!



Some of our projects have been to restore and protect the ground-breaking hydraulic projects of the past – such as our work with Heritage Concorde to restore the hydraulic systems which power this spectacular aircraft's iconic droop nose.



Some of the projects we work on push the boundaries of hydraulics – finding new applications for this versatile branch of science within the technologies of tomorrow. In 2017, we were lucky enough to work with a student team from the University of Edinburgh called HypED.



HypED developed a Hyperloop pod for entry into Elon Musk’s global competition to find a design for the pods which would run on his ground-breaking Hyperloop transport system.

Hyperloop is a new mode of transport in which pressurised capsules will move at very high speeds on an air cushion along pressurised tubes. The HypED team chose to use hydraulics in the braking system for their pod and turned to us to help.

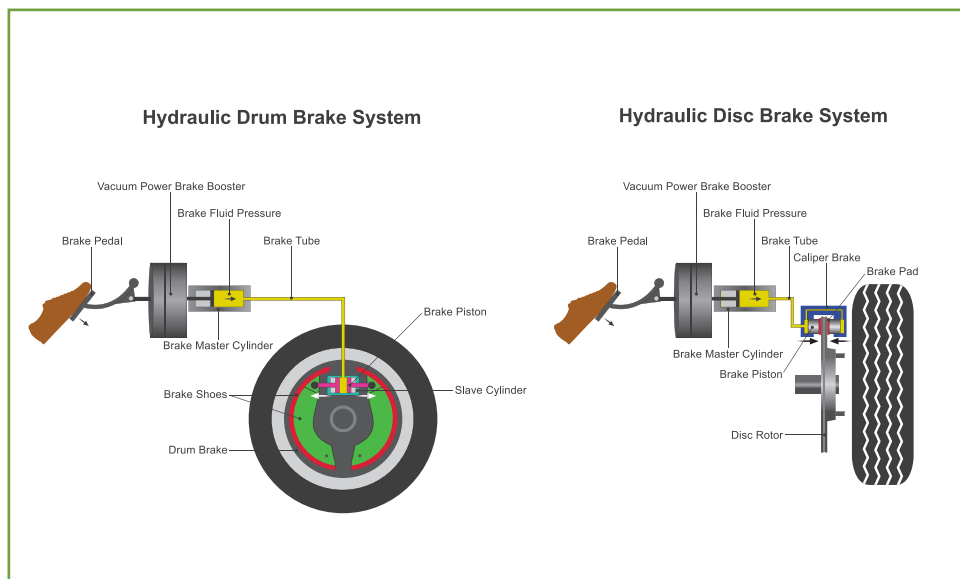
HypED president, Adam Anyszewski said, “We had our idealistic design of how we wanted it to work, and then Hydraulics Online helped us take it from an idea on paper to an actual design that can be manufactured effectively. They have been very, very helpful because they had the knowledge of the available parts, the connections, all the safety requirements, and aspects of the design we weren’t aware of. Basically, they helped us to take it from concept to a working design that achieved the functionality in a safe and certified manner.”

The HypED team were one of just 24 teams who were invited to participate in the final of Space-X’s 2017 Hyperloop competition on a scale track in California. For all the team at Hydraulics Online, it was an incredibly exciting project to be involved with – it’s fantastic to see how this ancient technology still has an important role to play in innovative projects like Hyperloop that are redefining the future.

The wonderful world of hydraulics

We can see from the examples in this e-book that hydraulics has many practical applications in our everyday lives.

You can find hydraulics in so many everyday objects; everything from the pumping of blood around our own bodies, the hydraulic jacks we use to change a tyre and even in the transportation systems of the future!



To find out more about the wonderful world of hydraulics, explore the other titles in this series:

- Hydraulics Heroes
- Pascal's Law



POWERING THE WORLD

Hydraulics Online e-book series:
Sharing our knowledge of all things hydraulic

Ten reasons why our customers choose us

- Our customer focus
- We're 100% independent
- Our personal, responsive service
- Our global reach
- We use our negotiation power to benefit you
- Our expert technical know-how
- Our innovative design work
- Our commitment to British Quality standards
- We're award winners
- We pay it forward with community action

Find out more: contact our team.

sales@hydraulicsonline.com or +44 (0) 845 644 3640



FS 600920
ISO 9001

Hydraulics Online

HYDRAULICS ONLINE EBOOK SERIES:
SHARING OUR KNOWLEDGE
OF ALL THINGS HYDRAULIC



T: +44 (0) 845 644 3640

E: sales@hydraulicsonline.com

Facebook: facebook.com/HydraulicsOnline

LinkedIn: linkedin.com/company/hydraulics-online.com/

www.hydraulicsonline.com