

Craft Idea “Framed Handprint”

Materials Needed:

- Colored card stock paper
- Computer & Printer
- washable paint
- paper plate
- baby wipes
- picture frame (8.5 x 11 size)



Craft Directions:

I would suggest using a full sheet (8.5 x 11) of card stock; however, you can cut the paper in half, especially for very young children with small hands.

At the top of your document you will need to type: Happy Father’s Day to the best Daddy (or Dad if you prefer) ...

You will then want to skip several spaces down in order to have enough room to fit a child’s hand print. At the bottom of the page you will need to type: Hands Down! Love, Child’s Name, Date (See Picture).

You will need to print one of these for each child you will have. Another option is to print everything except the child’s name and then have the child write in his or her name at the bottom.

For the hand print: squirt some of the washable paint on a paper plate. You will need several helpers if you have very young children! Holding the child’s hand, place the right hand in the paint and make sure that the entire hand is covered. Immediately after getting paint on the right hand, place the child’s left hand in the paint and make sure it is covered completely.

Now you are ready to put the hand prints on the paper.

NOTE: MAKE SURE THE PAPER IS UPSIDE DOWN WHEN YOU DO THE HANDPRINTS!

Place the child's hand on the upside down paper and press them down, making sure their entire hand prints on are the paper. Set aside to dry.

Once the paint is dry, you can place the page inside a frame and allow the kids to take it home to their dads on Father's Day. If purchasing frames for all the kids in your class is out of your budget, you can always send the page home not in a frame or ask that parents bring in a 8.5 x 11 frame from home.

Fathers will have a great memory from their children that they can sit on their desk or night stand!

Bonus Craft Ideas (Easy Options)

These tokens of love and appreciation don't need to be too complicated. Just somewhat sturdy, in case Dad decides to put the gift in his personal treasure box of kid memorabilia.

Daddy piggy bank: I found an inexpensive source for small, plain piggy banks. I grabbed enough for each of my kids. We painted bow ties on the pigs, painted on his eyes and even other cool features, like an eye patch! Some kids left with painted piggy banks that looked like pirates, others tried their best to paint their banks to look like Dad. It was an easy craft that required some imagination and paint.

Daddy collages: I brought stacks of kid-friendly magazines to kids church like Parenting magazine. Each child received a small posterboard; this was the base of the collage. I asked kids to flip through the magazines to look for things that you would like to do with your Dad. If a child is an orphan or has a deceased father, it's okay to create a collage that honors Mom instead. Some kids found pictures of families fishing, picnicking, watching movies. Some kids drew their own pictures and couldn't wait to share all these good ideas with Dad. We cut out the pictures we found, arranged them on the board and then glued the pictures in place. Great fun!

Dad rocks: We made dad rocks from clay and rocks. Each child received a large lump of clay. After working it into a flat, round circle, we added stones that spelled D-A-D and pushed them in the clay. After they set for an hour, we sent them home in paper plates so they could dry fully.

Mugging for Dad: Lastly, I bought plain white coffee cups to children's church. I provided kids with paint pens. They decorated the mugs with sweet sayings or pictures of dad. We had to let the paint dry for a few minutes but these were wonderful gifts. I advised parents to handwash the mugs since the paint may wash off.

“Great Dads Make Us Glad”

Craft Ideas for Father’s Day

Happy Father’s Day! While cards may not be as flowery or fancy as those we create for Mother’s Day, there are a lot of fun items that lend themselves to dear old dad. There are definitely abundant options when it comes to more “masculine” elements: tools, camping, golf, cars...here are a few possible suggestions to consider when coming up with fun and simple crafts for fathers. Add personal and creative flair as suits you, and have fun creating trinkets and presents for dads!

*Note: Encourage students to make items for another male role model, if biological fathers are not as much a figure in their lives.

Bible Verses or Craft Captions to Consider...

“Honor your father and your mother, that your days may be long in the land that the Lord your God is giving you. -Exodus 20:12

For you did not receive the spirit of slavery to fall back into fear, but you have received the Spirit of adoption as sons, by whom we cry, “Abba! Father!” -Romans 8:15

If you then, who are evil, know how to give good gifts to your children, how much more will your Father who is in heaven give good things to those who ask him! -Matthew 7:11

Dad’s toolbox is full of wonderful things! Some of them include...

I am “tied up” with love...Happy Father’s Day!

Dad ROCKS! Thanks for who you are!

More Teaching [Ideas for Father’s Day](#) at Church

- Print our [Father’s Day Sunday School Lesson](#)
- Browse [Popular Bible Verses for Father’s Day](#)
- Download our [Father’s Day Coloring Pages](#)
- See a [demonstration of this craft](#) and more [Father’s Day ideas](#) on YouTube



Craft one: “Dad’s Toolbox”

You will need:

- Construction paper or card stock
- Markers, stickers, or other decorating materials
- Scissors
- Envelopes or boxes
- Foam or felt pieces (optional)



Procedure:

1. Trace “tool” shapes onto pieces of paper or felt, drawing outlines of things like hammers, saws, screwdrivers, or other tools.
2. Cut out the various “tools” and add extra decorations, if desired.
3. Write on the “tools” positive attributes of dad, or turn them into coupons for special chores or time with dad.
4. Decorate the envelope or box/container to reflect the “toolbox” theme.
5. Place the paper or fabric tools inside the box/envelope. Deliver to dad for Father’s Day!



Craft Two: “Dad Rocks!”


You will need:

- Craft rocks, or real stones (various sizes)
- Construction paper or fabric (background)
- Glue
- Puffy paint or acrylic paint
- Extra decorations (googly eyes, etc.)
- Permanent markers
- Markers or crayons (optional)



Procedure:

1. Choose a few rocks, in assorted shapes and sizes.
2. Decorate rocks with paint, fabric paint, or permanent markers.
3. Add extra decorations as desired, such as pom-poms, google eyes, glitter, or stickers.
4. Decorate paper (or small bags or boxes) with captions and notes, and a “backdrop” if desired.
5. Place rocks within the “framework” of the decoration and present to remind fathers that “dad rocks!”



Craft Three: “Tied up Card”

You will need:

- Construction paper or fabric
- Scissors
- Glue
- Markers, crayons, or colored pencils
- Extra decorations (stickers, glitter, etc.)
- String, pipe cleaner, or ribbon



Procedure:

1. Cut paper or fabric/cloth into the shape of a tie.
2. Decorate tie-shape as a card, adding captions, words, and messages.
3. Add stickers or other extra decorations as desired.
4. Attach to a small jar of candy or bottle of soda, or simply attach a string or pipe cleaner to hang as decoration.





These craft ideas were prepared by [Kristin Schmidt](#), who serves at the Epiphany Lutheran Church in Castle Rock, CO.

She has shared her teaching gifts through *Ministry-To-Children* since 2014 and now serves as our lead curriculum writer.

Kristin has a professional background in elementary and pre-school education. A graduate of Biola University, she holds a Master of Education and will receive the Master of Theology degree from Concordia University, Irvine, California, in May


2020. Kristin grew up in southern California and lived the past 10 years in Georgia. She is a long-distance runner and voracious reader.

Our team is honored that you choose our material. Thank you for ... serving where God has placed you - telling children about Jesus – and allowing us to be a part of your mission. We depend on [reader donations](#) to keep the website growing! If this material was a blessing to you, please pray about become a supporter of our work.

Don't miss our most popular resources.

- Over 400 Printable [Bible Coloring Pages](#)
- Over 800 [Bible Lessons](#) and Complete [Sunday School Curriculum](#)
- New [Children's Sermons Object Lessons](#) every week
- Our sister website called [Sunday School Works!](#)

If your church buys curriculum, please visit our ministry supporter, [the Sunday School Store](#). It's a new digital marketplace for ministry curriculum. When you purchase from them, we receive a donation to help expand our work.

<p>Use coupon code at checkout</p> <p>SAVE25</p> <p>Or click this link, discount will apply at checkout</p>	 <p>The Sunday School Store</p>
--	---



Father's Day Poem

*For you on father's day what ever you celebrate
Fathers have been here in times and seasons
For you on Father's Day that's really great
To remember you not just on this day but every day
It's father Day today for all fathers who have been
Here and gone Your memories live on
Fathers enjoy your children, draw them near
Closer to you inside the heart
Because they may think of you today
Pick up the phone, and dial and say!
Write a letter. You may be surprised with the reply
A very special love for you
Joyful Father's Day*

*Just for you
With all the grace of God's life to us
Can bring on your special day
Father's Day is the time for thoughts of quiet reflection
Memories of the year have gone by
A Welcome smile
Father's Day is the perfect time to receive God's grace
Ahead for the new day
And may a wonderful beginning and joy God brings aloud
Thank you God for all fathers
Remember God our Father in Heaven and Earth
Happy Father's Day*

Poem ©By Deirdre Banda, used with permission.

Children's Prayer Moment

Dear God,
Thank you for caring for us
Your promises are true
We know you will always provide
Thank you for being our Father
Help us to trust in your Word
Thank you for your love
We love you, God!
In Jesus name, Amen!



Bible Verses about Our Father God:

Are not two sparrows sold for a penny? And not one of them will fall to the ground apart from your Father. ³⁰ But even the hairs of your head are all numbered. ³¹ Fear not, therefore; you are of more value than many sparrows. ³² So everyone who acknowledges me before men, I also will acknowledge before my Father who is in heaven, ³³ but whoever denies me before men, I also will deny before my Father who is in heaven. -**Matthew 10:29-33**

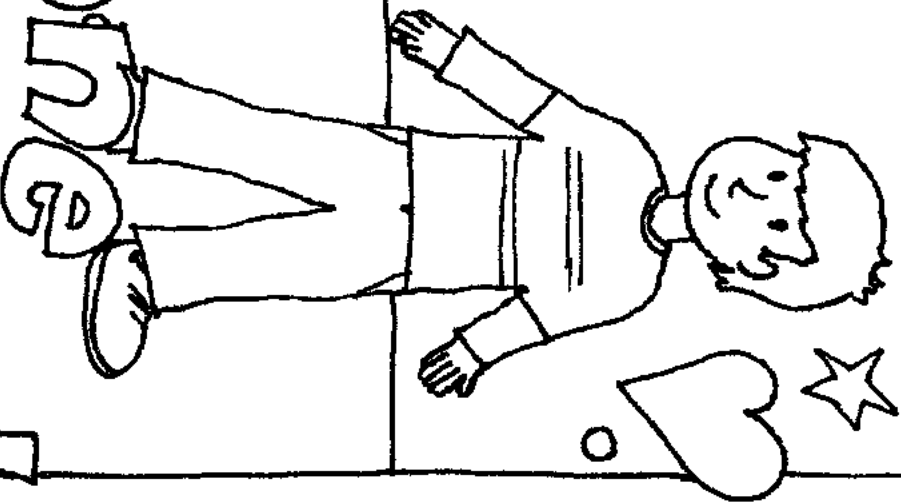



For all who are led by the Spirit of God are sons of God. ¹⁵ For you did not receive the spirit of slavery to fall back into fear, but you have received the Spirit of adoption as sons, by whom we cry, “Abba! Father!” ¹⁶ The Spirit himself bears witness with our spirit that we are children of God, ¹⁷ and if children, then heirs— heirs of God and fellow heirs with Christ, provided we suffer with him in order that we may also be glorified with him.

-**Romans 8:14-17**

²⁶ Look at the birds of the air: they neither sow nor reap nor gather into barns, and yet your heavenly Father feeds them. Are you not of more value than they? ²⁷ And which of you by being anxious can add a single hour to his span of life? ²⁸ And why are you anxious about clothing? Consider the lilies of the field, how they grow: they neither toil nor spin, ²⁹ yet I tell you, even Solomon in all his glory was not arrayed like one of these. ³⁰ But if God so clothes the grass of the field, which today is alive and tomorrow is thrown into the oven, will he not much more clothe you, O you of little faith? -**Matthew 6:26-30**



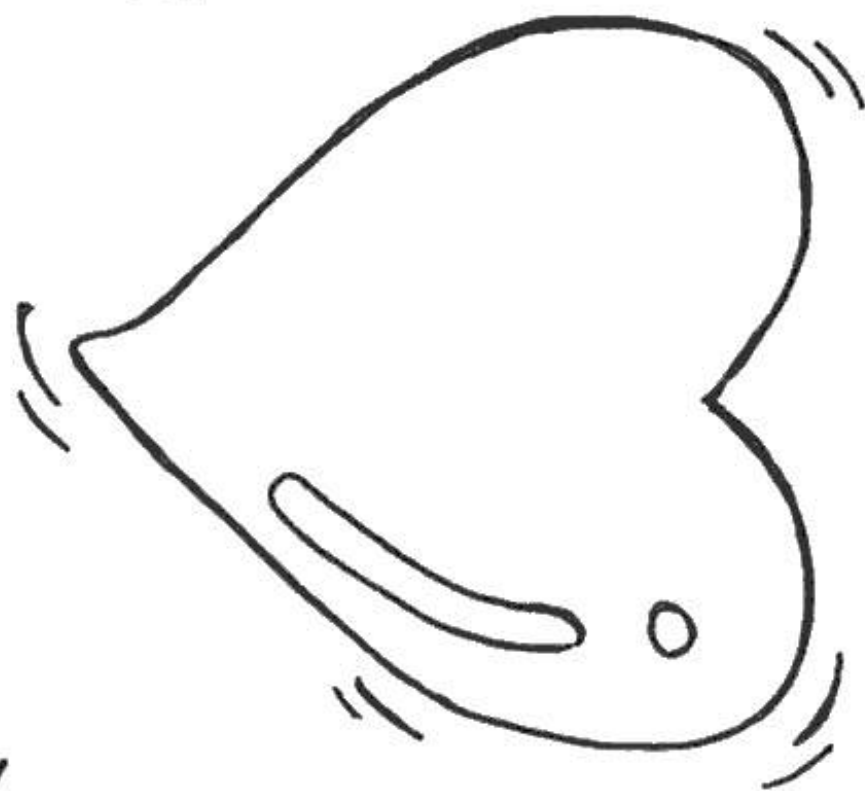
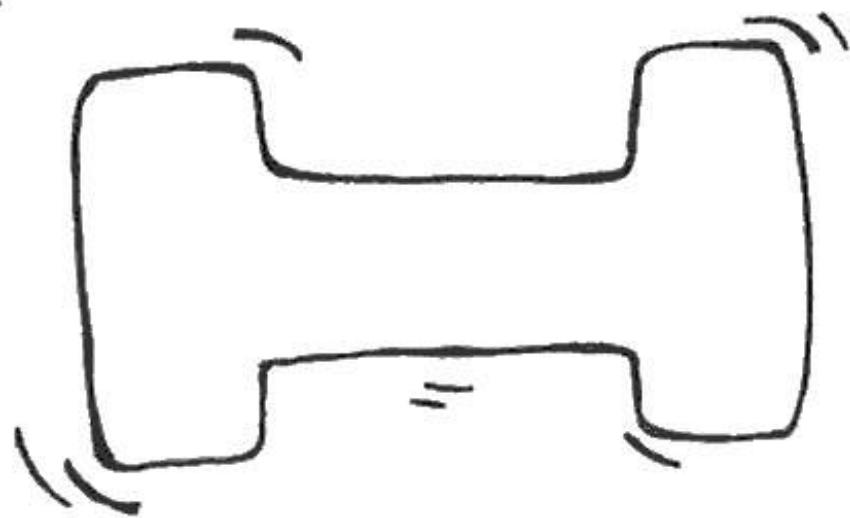
God is the best



Father

any

you know!



i love Daddy


because...



1. _____
2. _____
3. _____

Thank you LORD
for my Dad.

HAPPY FATHER'S DAY!



Mandy Groce '11

ministry-to-children.com

i is Daddy


because...



1. _____
2. _____
3. _____

Thank you LORD
for my Dad.

Thank You Lord...



Mandy Grace '10

<http://ministry-to-children.com>

Dear
God



Thank
You

for my
Daddy!

Mandy Grace '10