

Introduction to Chemical and Environmental Engineering – Study Guide

Chemical Engineering Fundamentals
Credit to CBE245 for slides

As a chemical engineer you will encounter many types of processes and will be asked to design, operate or optimize a particular process (CBE Design Course)

What is a process?

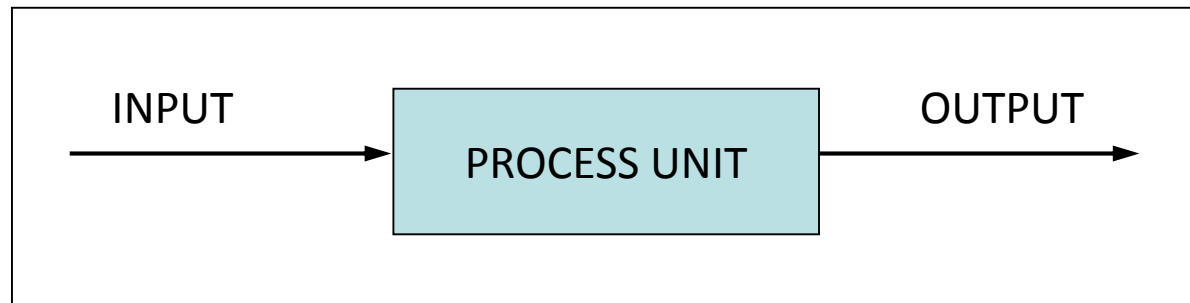
Process: an operation or series of operations that causes a physical or chemical change, thereby converting raw materials into products

Within any process there are **process streams**: input and output of a process unit; governed by conservation of mass and energy: What goes in must come out!

input may also be called feed stream

output may also be called the product stream

Process flowsheet: Input-Output Diagram

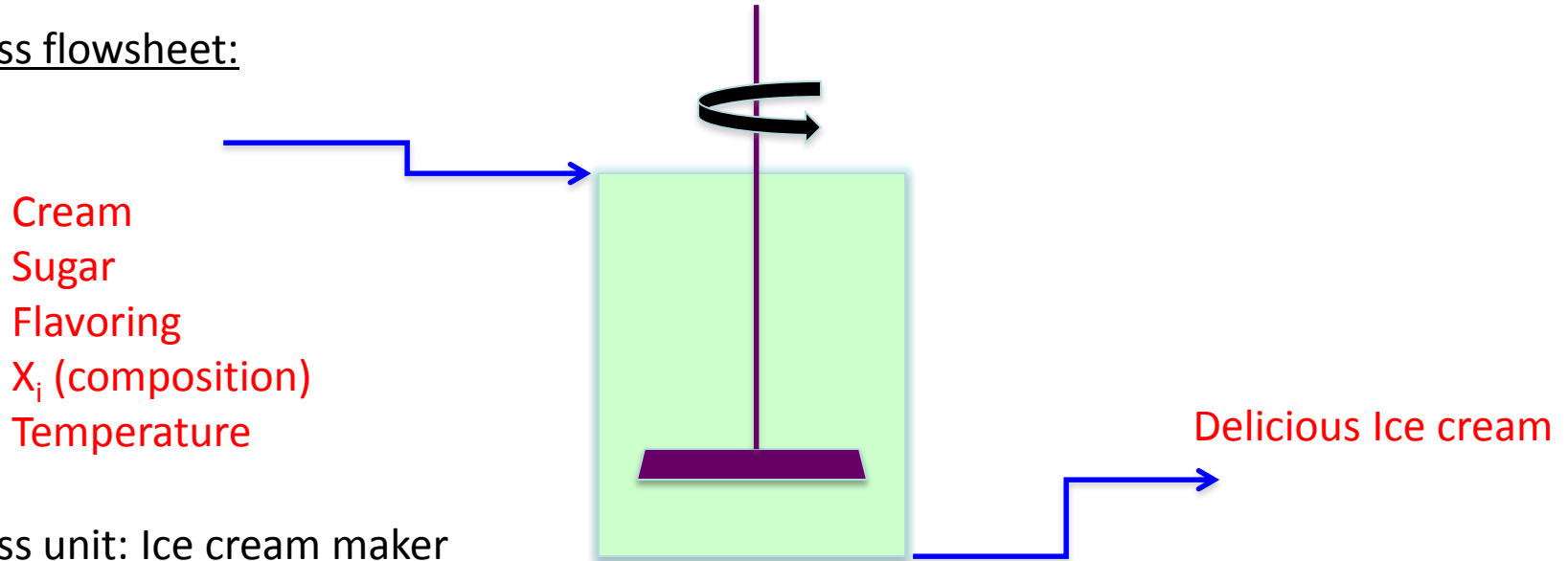


Process variables: variables to characterize the streams entering and leaving a process unit. What are some important process variables? **temperature, pressure, composition...**

Let's take a look at a few examples of processes:

Consider ice-cream making at your favorite place (Thomas Sweets, Bent Spoon, etc...)

Process flowsheet:



Process unit: Ice cream maker

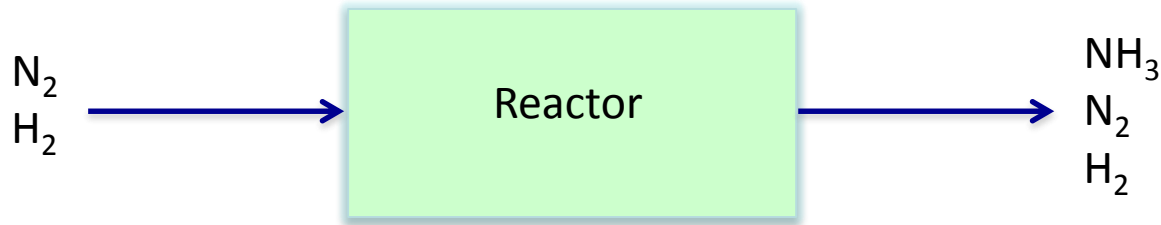
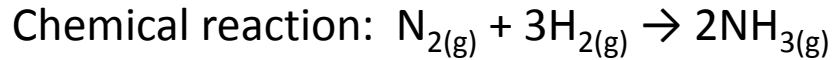
Process streams: input – cream, sugar, flavoring
output – ice cream

This is a batch process; it is characterized by chemical and physical changes without materials moving in or out, except at the beginning and at the end of a cycle.

The ingredients are fed into the batch reactor at the beginning of the cycle; ice-cream is removed at the end of the cycle.

Ammonia synthesis example:

[Recall that this is one of the top ten chemical engineering achievements; 35B lbs produced in 1995 (sixth largest chemical production)]

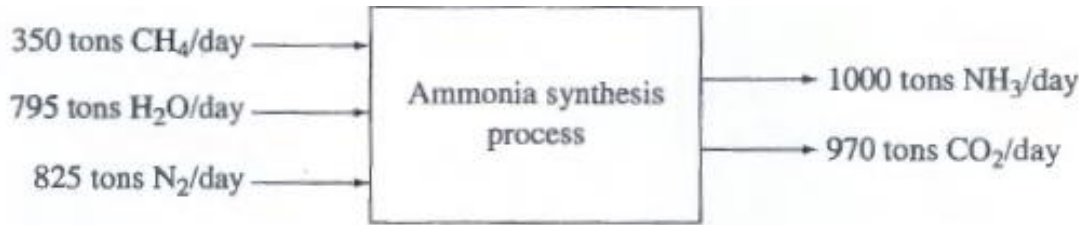


If the previous example was a batch process, what type of process is the above? It is a **continuous process** and is characterized by chemical and physical changes **with** material moving in and out

Process variables in this example includes:

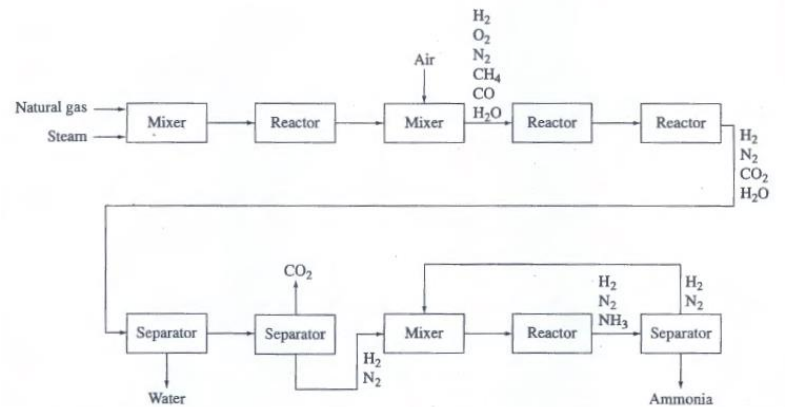
- Temperature of the inlet and outlet streams
- Pressure of the inlet and outlet streams
- Compositions of the inlet and outlet streams
- Total amount of material in the inlet and outlet streams

Ammonia Synthesis

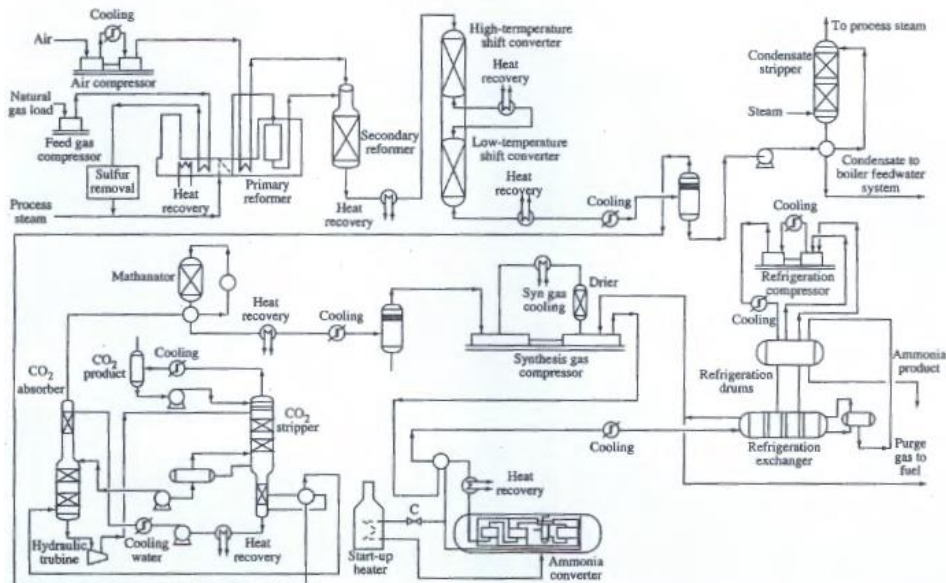


Input-Output Diagram

Block Flow Diagram



Process Flow Diagram



As in the previous example, most process streams consist of a mixture of liquids or gases, or solution of one or more solutes in a liquid solvent.

* When discussing **composition** as a **process variable** we must think in terms of mass, volume, density, moles, etc.

density \equiv mass per unit volume; has dimensions of mass/length³
[=] g/cm³; kg/m³; lb_m/ft³

What can you do with density? Use it to determine volume of a given mass or vice versa...

Density – a material property but depends on T, P.

How does density change with T and P?

example: Density (ρ) of water at 4°C, 1 atm = 1.00000 g/cm³
Density of water (liquid) at 0°C, 1 atm = 0.999868 g/cm³
Density of water (liquid) at 100°C, 1 atm = 0.95838 g/cm³

Water – an “anomaly”; volume expands as you cool from 4 to 0°C

* Most pure compounds – density decreases with increasing temperature (volume expansion)

* Density of many pure compounds, solutions, and mixtures can be found in standard references including the back of your text book.

Regarding density, in this class we will make the following assumptions (remember, get comfortable making assumptions!):

- solids and liquids are incompressible, so density is constant with pressure
- gases and vapors are compressible, so density changes with pressure

Specific volume \equiv volume occupied by a unit mass of the substance;
has dimensions of length³/mass
(reciprocal density)

Specific gravity \equiv the ratio of the density of a substance to a reference density of a reference substance at specific conditions;
dimensionless

$$SG \equiv \frac{\rho(T,P)}{\rho_{\text{ref}}(T,P)}$$

For solids and liquids, the most common reference is water at 4°C, 1 atm:

$$\rho_{\text{water(l)}}(4^\circ\text{C}, 1 \text{ atm}) = 1.000 \text{ g/cm}^3 = 1000. \text{ kg/m}^3 = 62.43 \text{ lb}_m/\text{ft}^3$$

Typically, specific gravity is expressed as:

$$SG = 0.6 \frac{20^\circ}{4^\circ} \quad \begin{array}{l} 20^\circ\text{C} = T \text{ of sub.} \\ 4^\circ\text{C} = T \text{ of ref.} \end{array}$$

What is a mole? I am sure everyone can answer this question?

A certain amount of material corresponding to a specific number of molecules, atoms, electrons, or any specified type of particles?

The word mole is derived from the Latin word *moles* meaning *heap* or *pile*. So basically a mole is a large heap of particles.

Official definition: the amount of a substance that contains as many entities as there are atoms in 12 gm of carbon. Number of entities = $6.023 \cdot 10^{23}$ atoms

g-mole (mol) – amount of substance whose mass is expressed in grams;
is equivalent to the molecular weight of the substance (in grams)

Example: CO has a molecular weight of 28 gm/mol – 1 mol of CO contains 28 gm of CO and 1 mol of CO contains $6.023 \cdot 10^{23}$ molecules

CGS	SI	American
g	k_g	lb_m
mol	kmol	lb-mole
g/mol	$k_g/kmol$	$lb_m/lb-mole$

Lets look at an example:

How many of each of the following are contained within 100 gm of CO₂? M_w = 44.01 g/mol (44.01 lb_m/lb-mol, 44.01 k_g/kmol)

a) mol of CO₂? $100.0\text{gm} \times \frac{1\text{molCO}_2}{44.01\text{gmCO}_2} = 2.273\text{molCO}_2$

b) lb-moles of CO₂? $100.0\text{gm} \times \frac{1\text{lb}_m}{453.6\text{gm}} \times \frac{1\text{lbmol}}{44.01\text{lb}_m} = 5.011 \times 10^{-3} \text{lbmolCO}_2$

c) mol of O? $100.0\text{gm} \times \frac{1\text{molCO}_2}{44.01\text{gm}} \times \frac{2\text{molO}}{1\text{molCO}_2} = 4.546\text{molO}$

d) molecules of CO₂? $2.273\text{molCO}_2 \times \frac{6.02 \times 10^{23} \text{ molecules}}{1\text{mol}} = 1.37 \times 10^{24} \text{ molecules}$

Defining Composition:

A mass fraction is the mass of particular compound in a mixture divided by the total mass

$$x_A = \frac{\text{mass of A}}{\text{total mass}} [=] \frac{\text{kg}_A}{\text{total kg}} [=] \frac{\text{g}_A}{\text{total g}} [=] \frac{\text{lb}_m A}{\text{total lb}_m}$$

mole fraction:

$$y_A = \frac{\text{moles of A}}{\text{total moles}} [=] \frac{\text{kmol}_A}{\text{total kmol}} [=] \frac{\text{gmol}_A}{\text{total gmol}} [=] \frac{\text{lb}_m \text{ mol}_A}{\text{total lb}_m \text{ mol}}$$

volume fraction:

$$v_A = \frac{\text{volume of A}}{\text{total volume}} [=] \frac{\text{m}^3 A}{\text{total m}^3} [=] \frac{\text{cm}^3 A}{\text{total cm}^3} [=] \frac{\text{ft}^3 A}{\text{total ft}^3}$$

* Fractions are unitless!

Generalizations:

- solids and liquids generally go by mass or mole fractions
- gases and vapors generally go by mole or volume fractions

Chemical engineers are not only interested in content (composition) but are also interested in quantity as most processes involve the movement of material from one point to another.

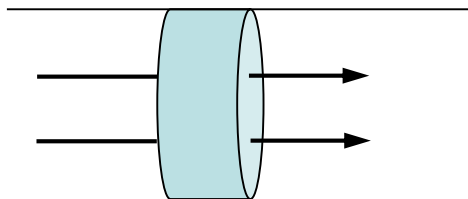
Where is material moved? Between process units or between production facilities, etc..

We are interested in the rate at which materials are being transported through the process line.

$$\text{mass flow rate} = \dot{m} \circ \frac{\text{mass}}{\text{time}}$$

$$\text{volumetric flow rate} = \dot{V} \circ \frac{\text{volume}}{\text{time}}$$

Suppose a fluid (gas or liquid) flows in a cylindrical pipe shown below, and the shaded area represents a section perpendicular to flow. If the mass flow rate is known, then every sec m kilograms pass through the area. If the volumetric flow rate is known, then every second V cubic meters of fluid pass through the area. Are the two m and V independent?



$$\text{Density} = \rho \circ \frac{m}{V} \circ \frac{\dot{m}}{\dot{V}}$$

Mass flow rate must be known for many calculations, yet in practice volumetric flow rate is measured.

Example: Conversion between mass fraction and mole fraction

An industrial-strength drain cleaner contains 5.00 kg of water and 5.00 kg of NaOH. What are the mass fractions and mole fractions of each component in the drain container?

You are giving the masses, so it is easy to calculate the mass fractions. The masses have to be converted in moles, so that mole fractions can be determined.

Conversion of masses to moles.....

$$5.00\text{kgH}_2\text{O} \times \frac{1\text{kgmolH}_2\text{O}}{18.0\text{kgH}_2\text{O}} = 0.278\text{kgmolH}_2\text{O}$$

$$5.00\text{kgNaOH} \times \frac{1\text{kgmolNaOH}}{40.0\text{kgNaOH}} = 0.125\text{kgmolNaOH}$$

Calculate mass and mole fractions.....

$$m_{\text{H}_2\text{O}} = 5\text{kg} / 10 \text{ kg} = 0.5$$

$$m_{\text{NaOH}} = 5\text{kg} / 10 \text{ kg} = 0.5$$

$$n_{\text{H}_2\text{O}} = 0.278 / 0.278 + 0.125 = 0.69$$

$$n_{\text{NaOH}} = 0.125 / 0.278 + 0.125 = 0.31$$

Example : A mixture of gases has the following composition by mass:

O ₂	16%
CO	4.0%
CO ₂	17%
N ₂	63%

What is the molar composition?

Set a basis of 100 gm of mixture

$$\text{Mass fraction of O}_2 = 16/100 = 0.16 = X_{\text{O}_2}$$

$$\text{Mass of O}_2 = m_{\text{O}_2} = X_{\text{O}_2} * m_{\text{total}} = 0.16 * 100 = 16 \text{ gm}$$

$$\text{Mol of O}_2 = n_{\text{O}_2} = m_{\text{O}_2}/M_{\text{wO}_2} = 16\text{gm} / 32\text{gmmol}^{-1} = 0.5 \text{ mol}$$

Perform the same calculations for CO, CO₂, and N₂

$$\text{Mol of CO} = 0.143$$

$$\text{Mol of CO}_2 = 0.386$$

$$\text{Mol of N}_2 = 2.250$$

$$\text{Total moles} = \text{mol}_{\text{CO}} + \text{mol}_{\text{CO}_2} + \text{mol}_{\text{N}_2} + \text{mol}_{\text{O}_2} = 3.279$$

$$\text{Molar composition} = y_i = n_i/n_{\text{total}}$$

$$y_{\text{O}_2} = 0.5/3.279 = 0.150; y_{\text{CO}} = 0.044; y_{\text{CO}_2} = 0.120; y_{\text{N}_2} = 0.690$$

Environmental Engineering Fundamentals
Credit to CEE304 for slides/information

Water consumption refers to the permanent withdrawal (no longer available in its original form, i.e. evaporation) of water from its source, while water withdrawal refers to water merely withdrawn or diverted from its source.

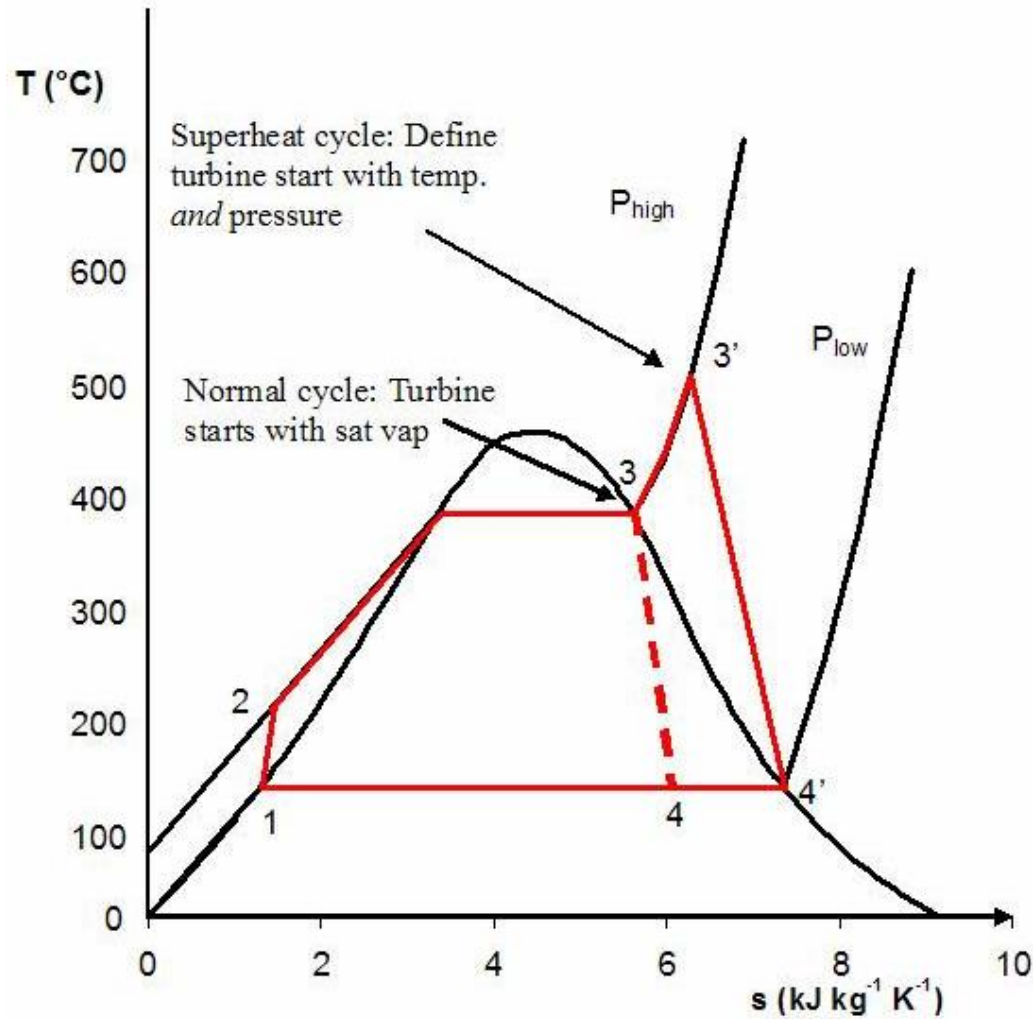
Equations

Efficiency: $\eta = \frac{Energy_{out}}{Energy_{in}}$

Energy: $\frac{Power}{Area} = \frac{Energy}{(Time)(Area)}$

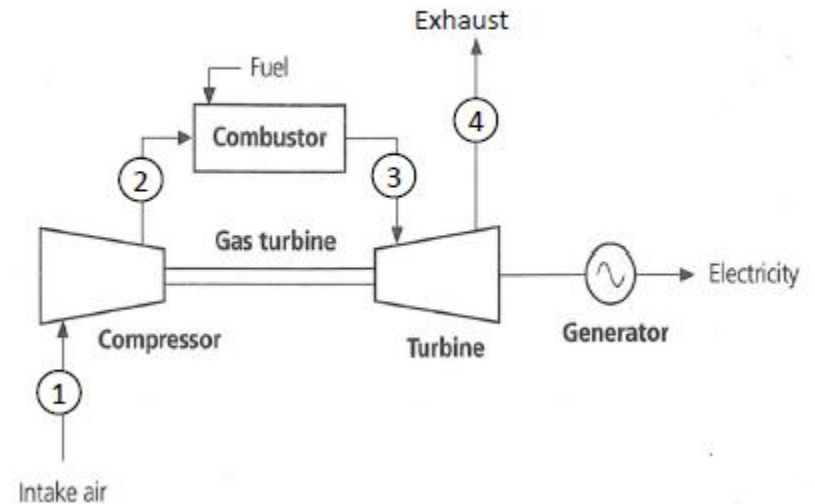
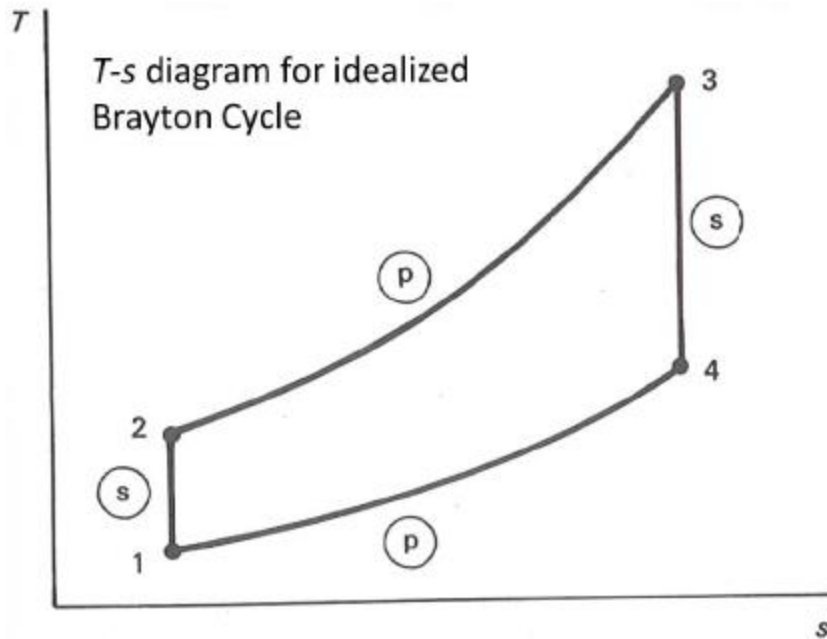
$$\left(\frac{W}{m^2}\right) = \left(\frac{J}{s m^2}\right)$$

Rankine cycle



T-s diagram
for steam turbine

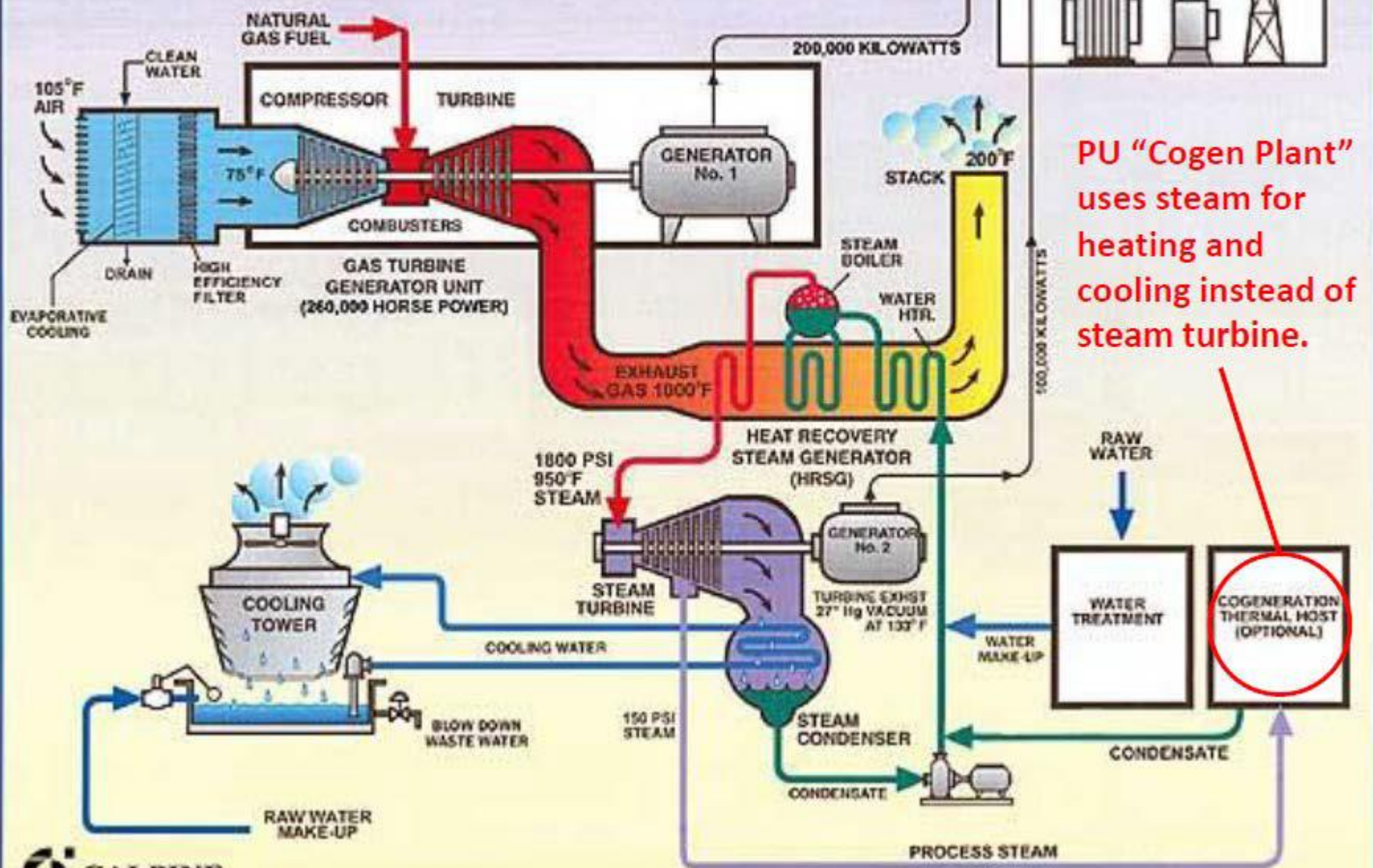
Brayton cycle



Ideal (Air) Brayton Cycle

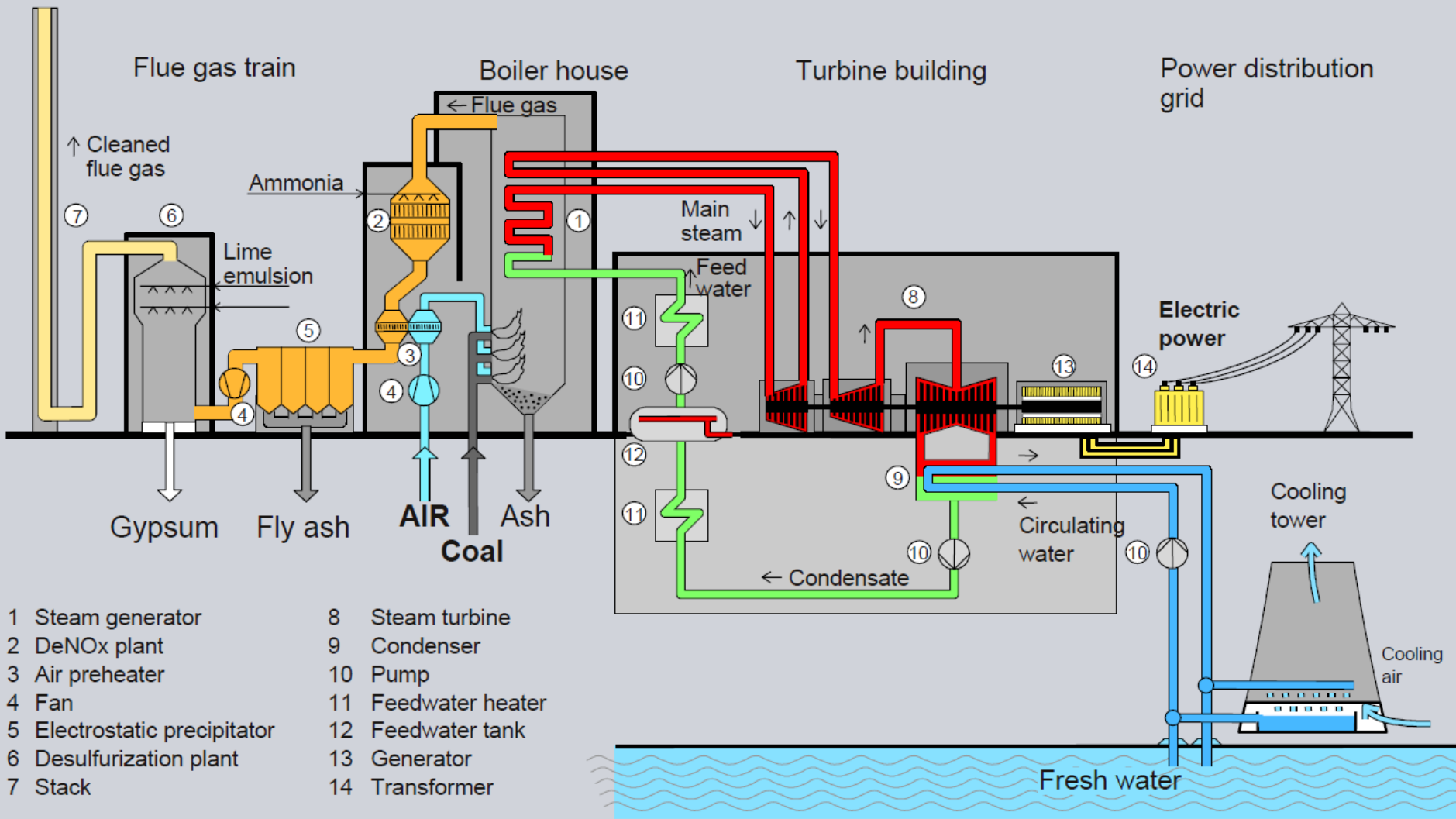
- 1 \rightarrow 2: Isentropic compression
- 2 \rightarrow 3: Isobaric heat addition
- 3 \rightarrow 4: Isentropic expansion
- 4 \rightarrow 1: Isobaric heat rejection

GAS TURBINE COMBINED CYCLE Power Plant System Schematic

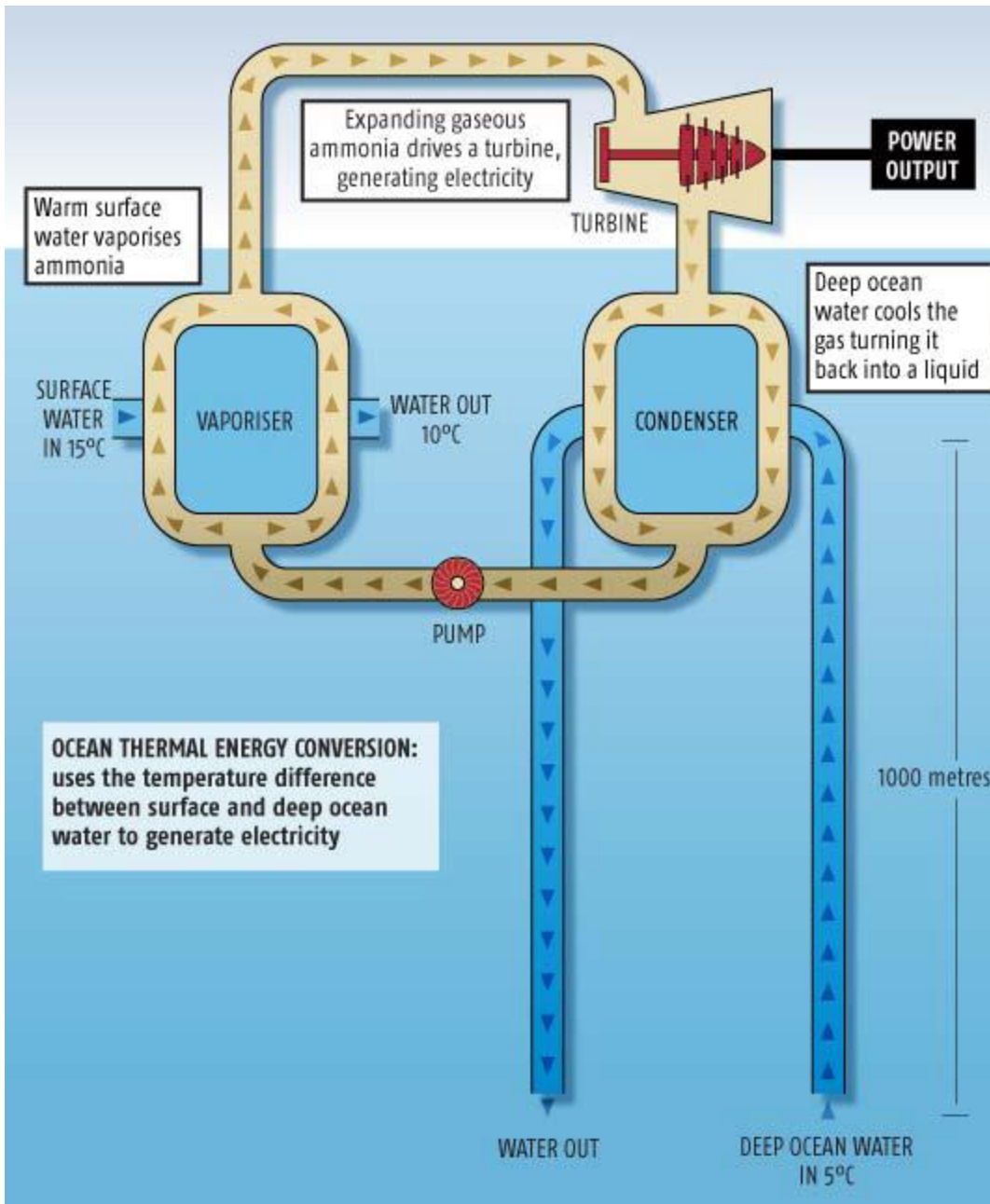


PU "Cogen Plant" uses steam for heating and cooling instead of steam turbine.

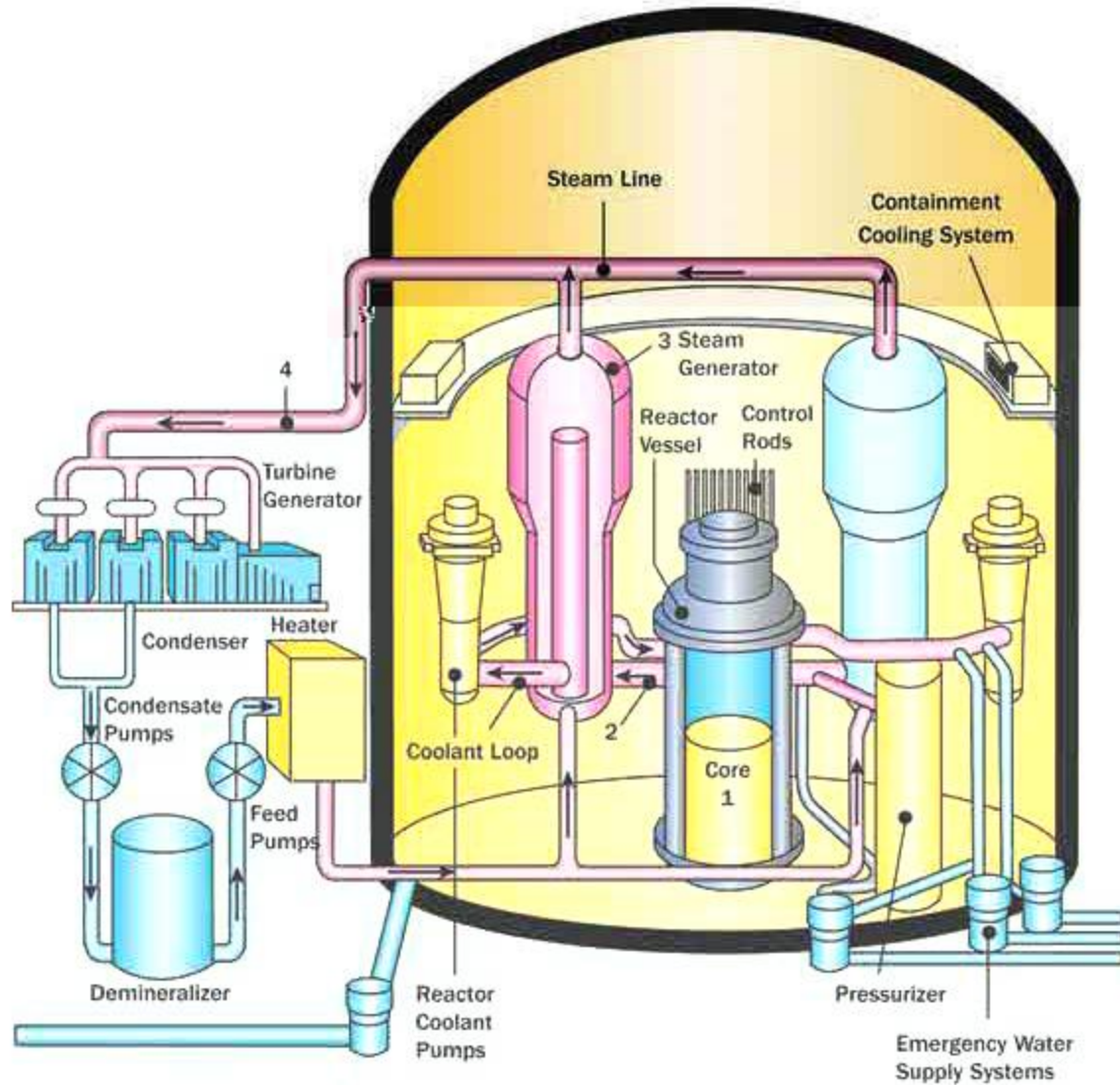
Coal-Fired Power Plant



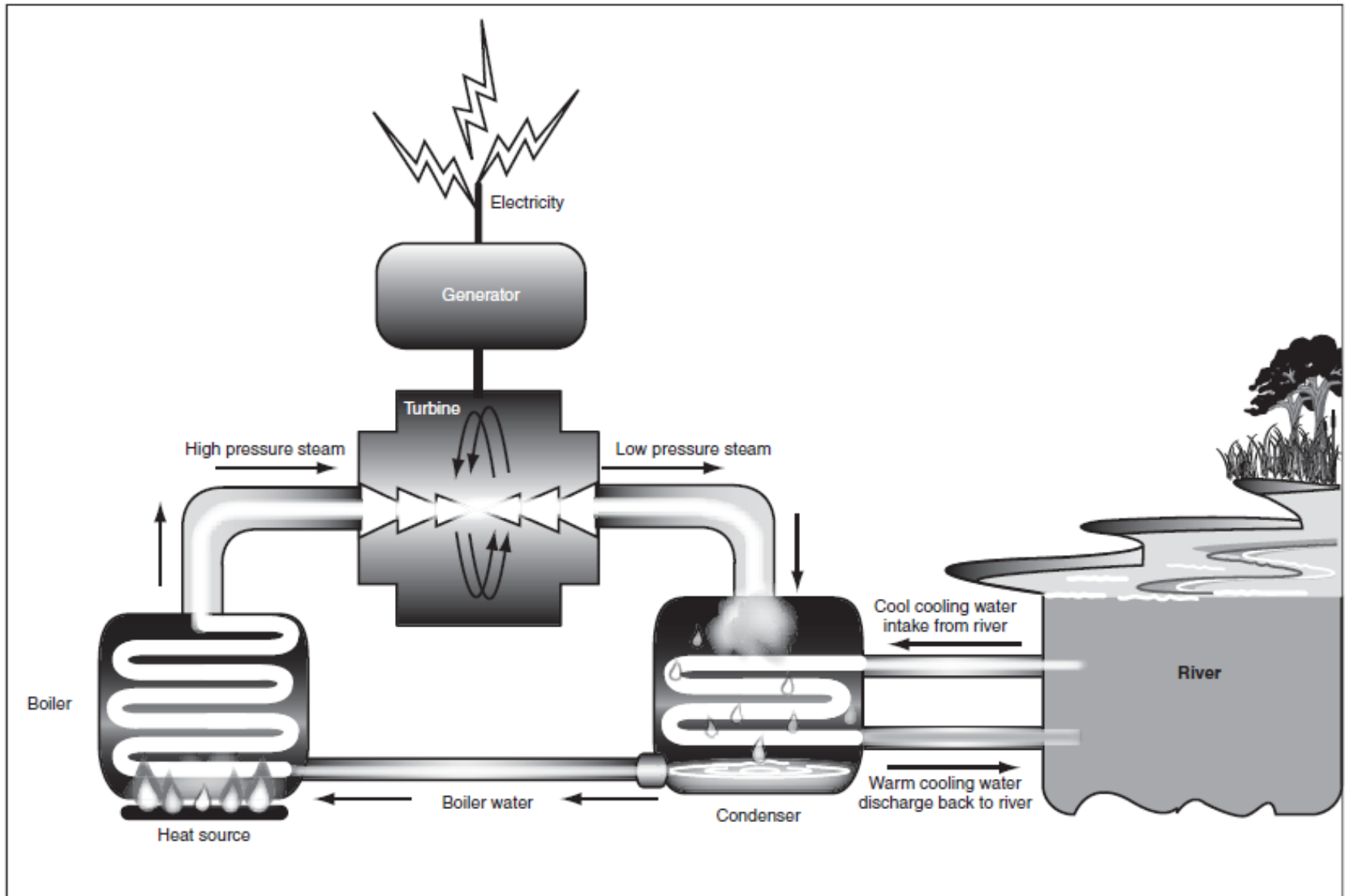
OTEC



Pressurized Water Nuclear Reactor



Once-Through Cooling Water System



Wet Recirculating Cooling System

