


BLACKLINES

BRIDGES IN MATHEMATICS PRACTICE BOOK



BRIDGES IN MATHEMATICS **K**

Donna Burk



The MATH LEARNING CENTER

The pages in this Practice Book can be assigned in order to provide practice with key skills during each unit of the Bridges in Mathematics curriculum. The pages can also be used with other elementary math curricula. If you are using this Practice Book with another curriculum, use the tables of pages grouped by skill (iii–vi) to assign pages based on the skills they address, rather than in order by page number.

Bridges in Mathematics Kindergarten Practice Book Blacklines

The Math Learning Center, PO Box 12929, Salem, Oregon 97309. Tel. 1 800 575–8130.

© 2009 by The Math Learning Center

All rights reserved.

Prepared for publication on Macintosh Desktop Publishing system.

Printed in the United States of America.

QP916 P0312

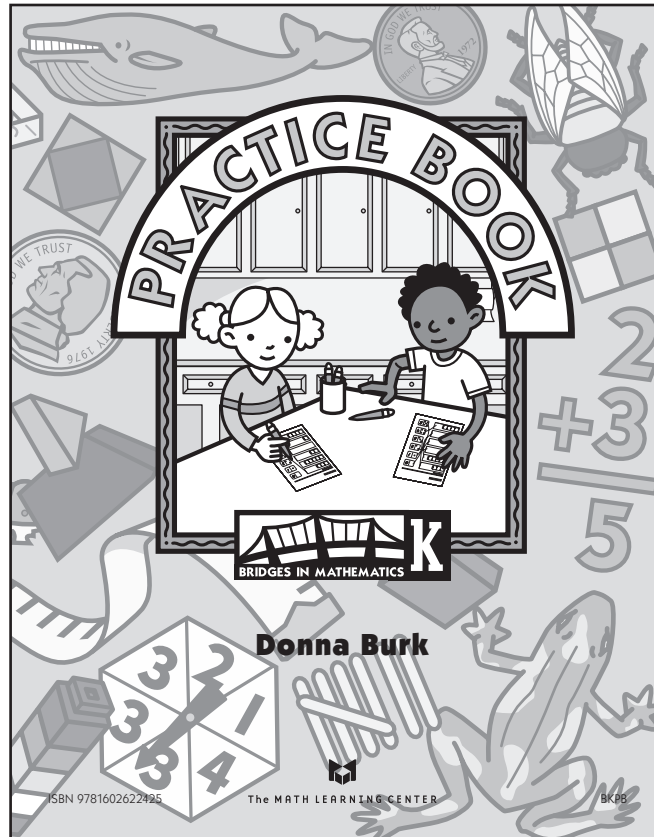
The Math Learning Center grants permission to classroom teachers to reproduce blackline masters in appropriate quantities for their classroom use.

Bridges in Mathematics is a standards-based K–5 curriculum that provides a unique blend of concept development and skills practice in the context of problem solving. It incorporates the Number Corner, a collection of daily skill-building activities for students.

The Math Learning Center is a nonprofit organization serving the education community. Our mission is to inspire and enable individuals to discover and develop their mathematical confidence and ability. We offer innovative and standards-based professional development, curriculum, materials, and resources to support learning and teaching. To find out more, visit us at www.mathlearningcenter.org.

Practice Books

The student blacklines in this packet are also available as a pre-printed student book.



Bridges Practice Books

Single Copy

BKPB

Pack of 10

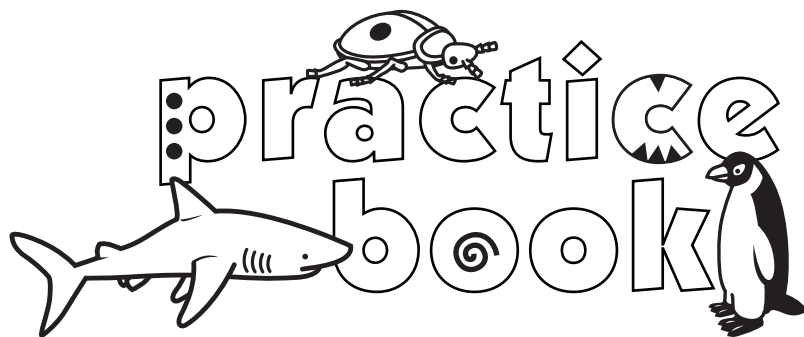
BKPB10

For pricing or to order please call 1 800 575-8130.



The MATH LEARNING CENTER

— www.mathlearningcenter.org —



Teacher Materials

Introduction	i
Practice Pages Grouped by Skill	iii

Fall & Early Winter Sorting, Graphing, Counting & Exploring Shapes

Use anytime after Session 4

Butterflies 0–4	1
How Many Dots?	2
Find the Match, Sheet 1	3
Bugs in Boxes	4

Use anytime after Session 7

Sets & Numbers Match	5
Counting Cubes	6

Use anytime after Session 10

Shapes & Numbers	7
Triangles, Squares & Rectangles, How Many Sides?	8
Triangles, Squares & Rectangles, How Many Corners?	9

Use anytime after Session 19

Ladybugs 5–9	10
More Dots	11

Use anytime after Session 22

Shape Patterns	12
----------------	----

Use anytime after Session 23

Find the Match, Sheet 2	13
More Bugs in Boxes	14
Fill the Boxes	15
Dot-to-Dot	16
Patterns, What Comes Next?	17
How Many?, Sheet 1	18

Use anytime after Session 25

Tallying, How Many Sticks?	19
----------------------------	----

Use anytime after Session 30	
How Many, Sheet 2	20
Can You Find the Match?	21
Use anytime after Session 31	
Adding One More	22
Butterfly Countdown, Subtract One	23
Add a Circle	24
Subtract a Spider	25
Use anytime after Session 40	
Which One Has More Dots?	26
Put Them in Order	27
Use anytime after Session 46	
Comparing Cube Trains	28
Which Is Longer? Which Is Shorter?	29
Use anytime after Session 51	
Comparing Pennies: 0 1 2 3 4 5	30
Count & Compare Pennies	31
Use anytime after Session 52	
A Growing Pattern of Ladybugs & Spots	32
Use anytime after Session 53	
Which Shapes Could It Be?, Sheet 1	33
Which Shapes Could It Be?, Sheet 2	34
Use anytime after Session 56	
Line Up Those Numbers	35
Coloring Cubes 5–10	36

Winter & Spring Counting, Sorting, Measuring, Shapes & Story Problems

Use anytime after Session 64	
Dots 11–15	37
Dots 16–20	38
Count the Dots	39
Use anytime after Session 68	
Add the Pennies	40
Use anytime after Session 73	
Make 4	41
Use anytime after Session 80	
How Many Insects? Add Them Up	42

Use anytime after Session 83

A Story Problem	43
Make 5	44
Counting Dimes	45
Make 6	46

Use anytime after Session 94

Hot or Cold Weather?	47
----------------------	----

Use anytime after Session 97

Count the Cubes	48
Tens & Ones, How Many?	49

Use anytime after Session 103

What's Missing?, Sheet 1	50
What's Missing?, Sheet 2	51
Calendar Markers	52

Use anytime after Session 105

Cats & Dogs Addition	53
----------------------	----

Use anytime after Session 107

Frog & Toad Probability	54
What Time Is It?	55
More about 4	56

Use anytime after Session 110

What's Missing?, Sheet 3	57
Frog Story Problem	58
More Frog Problems	59

Use anytime after Session 113

Counting By Fives, Sheet 1	60
Counting Nickels	61
More about 5	62
Counting By Fives, Sheet 2	63

Use anytime after Session 114

Morning or Evening?	64
More about 6	65
More or Less Time?	66
The Frog Jumping Contest	67
Counting By Tens	68

Use anytime after Session 116

Frog Addition	69
Frog Line-Up	70
Frog Subtraction	71

Use anytime after Session 117

Match the Shapes	72
------------------	----

introduction

Bridges in Mathematics Kindergarten Practice Book Blacklines

There are 72 blacklines in this document, designed to provide kindergarten students with practice in key skill areas, including:

- reading and writing numerals to 30 and beyond
- ordering numbers to 10
- comparing sets to 10
- number patterns (counting by 2's, 5's, and 10's)
- composing and decomposing numbers to 6
- early addition and subtraction
- patterns, shapes, money, and measurement
- problem solving

This set of blacklines also includes the following materials for the teacher:

- This introduction
- A complete listing of the student pages grouped by skill (see pages iii–vi)

Note *These teacher materials are not included in the bound student version of the Practice Book, which is sold separately.*

While the Practice Book pages are not integral to the Bridges Kindergarten program, they may help you better address the needs of some or all of your students, as well as the grade-level expectations in your particular state. The Practice Book pages may be assigned as seatwork or homework after Bridges sessions that don't include Home Connections. These pages may also serve as a source of:

- skill review
- informal paper-and-pencil assessment
- preparation for standardized testing
- differentiated instruction

Small sets of pages have been written to follow the instruction in key Bridges sessions throughout the year. Practice pages 1–4 can be used any time after Session 4; pages 5 and 6 can be used any time after Session 7; and so on. Recommended timings are noted at the top of each page. If you are using this Practice Book with another curriculum, use the following lists to assign pages based on the skills they address.

Kindergarten Practice Book Pages Grouped by Skill

READING, WRITING & COUNTING TO 10		
Page Title	Page Number	Recommended Timing
Butterflies 0–4	1	Anytime after Bridges, Session 4
How Many Dots?	2	Anytime after Bridges, Session 4
Find the Match: Sheet 1	3	Anytime after Bridges, Session 4
Bugs in Boxes	4	Anytime after Bridges, Session 4
Sets & Numbers Match	5	Anytime after Bridges, Session 7
Counting Cubes	6	Anytime after Bridges, Session 7
Shapes & Numbers	7	Anytime after Bridges, Session 10
Triangles, Squares & Rectangles, How Many Sides?	8	Anytime after Bridges, Session 10
Triangles, Squares & Rectangles, How Many Corners?	9	Anytime after Bridges, Session 10
Ladybugs 5–9	10	Anytime after Bridges, Session 19
More Dots	11	Anytime after Bridges, Session 19
Find the Match: Sheet 2	13	Anytime after Bridges, Session 23
More Bugs in Boxes	14	Anytime after Bridges, Session 23
Fill the Boxes	15	Anytime after Bridges, Session 23
Dot-to-Dot	16	Anytime after Bridges, Session 23
How Many? Sheet 1	18	Anytime after Bridges, Session 23
Tallying: How Many Sticks?	19	Anytime after Bridges, Session 25
How Many? Sheet 2	20	Anytime after Bridges, Session 30
Can You Find the Match?	21	Anytime after Bridges, Session 30
Comparing Cube Trains	28	Anytime after Bridges, Session 46
Line Up Those Numbers	35	Anytime after Bridges, Session 56
Coloring Cubes 5–10	36	Anytime after Bridges, Session 56

READING, WRITING & COUNTING TO 20		
Page Title	Page Number	Recommended Timing
Dots 11–15	37	Anytime after Bridges, Session 64
Dots 16–20	38	Anytime after Bridges, Session 64
Count the Dots	39	Anytime after Bridges, Session 64
Count the Cubes	48	Anytime after Bridges, Session 97

READING, WRITING & COUNTING TO 30 AND MORE		
Page Title	Page Number	Recommended Timing
Tens & Ones: How Many?	49	Anytime after Bridges, Session 97
What's Missing? Sheet 1	50	Anytime after Bridges, Session 103
What's Missing? Sheet 2	51	Anytime after Bridges, Session 103
Counting by Fives: Sheet 1	60	Anytime after Bridges, Session 113
Counting by Fives: Sheet 2	63	Anytime after Bridges, Session 113
Counting by Tens	68	Anytime after Bridges, Session 114

Kindergarten Practice Book Pages Grouped by Skill (cont.)

ORDERING NUMBERS TO 10 & ORDINAL NUMBERS

Page Title	Page Number	Recommended Timing
Dot-to-Dot	16	Anytime after Bridges, Session 23
Put Them in Order	27	Anytime after Bridges, Session 40
Line Up Those Numbers	35	Anytime after Bridges, Session 56
What's Missing? Sheet 1	50	Anytime after Bridges, Session 103
What's Missing? Sheet 2	51	Anytime after Bridges, Session 103
Frog Line-Up	70	Anytime after Bridges, Session 116

COMPARING SETS

Page Title	Page Number	Recommended Timing
Which One Has More Dots?	26	Anytime after Bridges, Session 40
Comparing Cube Trains	28	Anytime after Bridges, Session 46
Comparing Pennies: 0 1 2 3 4 5	30	Anytime after Bridges, Session 51
Count & Compare Pennies	31	Anytime after Bridges, Session 51

SKIP COUNTING (2'S, 5'S, 10'S)

Page Title	Page Number	Recommended Timing
A Growing Pattern of Ladybugs & Spots	32	Anytime after Bridges, Session 52
Counting Dimes	45	Anytime after Bridges, Session 83
Counting by Fives: Sheet 1	60	Anytime after Bridges, Session 113
Counting Nickels	61	Anytime after Bridges, Session 113
Counting by Fives: Sheet 2	63	Anytime after Bridges, Session 113
Counting by Tens	68	Anytime after Bridges, Session 114

COMPOSING & DECOMPOSING NUMBERS TO 6

Page Title	Page Number	Recommended Timing
Make 4	41	Anytime after Bridges, Session 73
Make 5	44	Anytime after Bridges, Session 83
Make 6	46	Anytime after Bridges, Session 83
More about 4	56	Anytime after Bridges, Session 107
More about 5	62	Anytime after Bridges, Session 113
More about 6	65	Anytime after Bridges, Session 114
Frog Addition	69	Anytime after Bridges, Session 116
Frog Subtraction	71	Anytime after Bridges, Session 116

Kindergarten Practice Book Pages Grouped by Skill (cont.)

EARLY ADDITION & SUBTRACTION		
Page Title	Page Number	Recommended Timing
Adding One More	22	Anytime after Bridges, Session 31
Butterfly Countdown: Subtract One	23	Anytime after Bridges, Session 31
Add a Circle	24	Anytime after Bridges, Session 31
Subtract a Spider	25	Anytime after Bridges, Session 31
Add the Pennies	40	Anytime after Bridges, Session 68
Make 4	41	Anytime after Bridges, Session 73
How Many Insects? Add Them Up	42	Anytime after Bridges, Session 80
A Story Problem	43	Anytime after Bridges, Session 83
Make 5	44	Anytime after Bridges, Session 83
Make 6	46	Anytime after Bridges, Session 83
Cats & Dogs Addition	53	Anytime after Bridges, Session 105
Frog & Toad Probability	54	Anytime after Bridges, Session 107
More about 4	56	Anytime after Bridges, Session 107
What's Missing? Sheet 3	57	Anytime after Bridges, Session 110
Frog Story Problem	58	Anytime after Bridges, Session 110
More about 5	62	Anytime after Bridges, Session 113
More about 6	65	Anytime after Bridges, Session 114
Frog Addition	69	Anytime after Bridges, Session 116
Frog Subtraction	71	Anytime after Bridges, Session 116

PATTERNS		
Page Title	Page Number	Recommended Timing
Shape Patterns	12	Anytime after Bridges, Session 22
Patterns: What Comes Next?	17	Anytime after Bridges, Session 23
A Growing Pattern of Ladybugs & Spots	32	Anytime after Bridges, Session 52
Calendar Markers	52	Anytime after Bridges, Session 103

MONEY		
Page Title	Page Number	Recommended Timing
Comparing Pennies: 0 1 2 3 4 5	30	Anytime after Bridges, Session 51
Count & Compare Pennies	31	Anytime after Bridges, Session 51
Add the Pennies	40	Anytime after Bridges, Session 68
Counting Dimes	45	Anytime after Bridges, Session 83
What's Missing? Sheet 3	57	Anytime after Bridges, Session 110
Counting Nickels	61	Anytime after Bridges, Session 113


Kindergarten Practice Book Pages Grouped by Skill (cont.)

SHAPES		
Page Title	Page Number	Recommended Timing
Shapes & Numbers	7	Anytime after Bridges, Session 10
Triangles, Squares & Rectangles, How Many Sides?	8	Anytime after Bridges, Session 10
Triangles, Squares & Rectangles, How Many Corners?	9	Anytime after Bridges, Session 10
Shape Patterns	12	Anytime after Bridges, Session 22
Fill the Box	15	Anytime after Bridges, Session 23
Which Shapes Could It Be? Sheet 1	33	Anytime after Bridges, Session 53
Which Shapes Could It Be? Sheet 2	34	Anytime after Bridges, Session 53
Calendar Markers	52	Anytime after Bridges, Session 103
Match the Shapes	72	Anytime after Bridges, Session 117

COMPARING & MEASUREMENT (LENGTH, TEMPERATURE, TIME)		
Page Title	Page Number	Recommended Timing
Which Is Longer? Which Is Shorter?	29	Anytime after Bridges, Session 46
Comparing Pennies: 0 1 2 3 4 5	30	Anytime after Bridges, Session 51
Hot or Cold Weather?	47	Anytime after Bridges, Session 94
Calendar Markers	52	Anytime after Bridges, Session 103
What Time Is It?	55	Anytime after Bridges, Session 107
Morning or Evening?	64	Anytime after Bridges, Session 114
More or Less Time?	66	Anytime after Bridges, Session 114
The Frog Jumping Contest	67	Anytime after Bridges, Session 114

PROBLEM SOLVING		
Page Title	Page Number	Recommended Timing
A Story Problem	43	Anytime after Bridges, Session 83
Frog & Toad Probability	54	Anytime after Bridges, Session 107
Frog Story Problem	58	Anytime after Bridges, Session 110
More Frog Problems	59	Anytime after Bridges, Session 110

practice book




NAME _____


DATE _____

Butterflies 0–4


Count the butterflies in each frame. Trace the numbers.




0




1



2



3



4






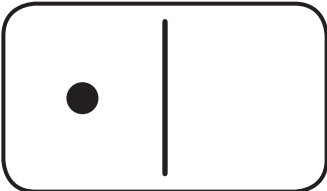




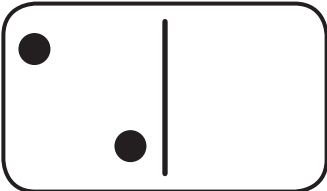




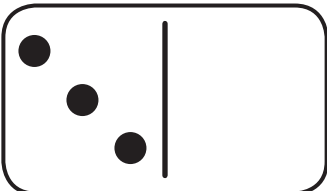




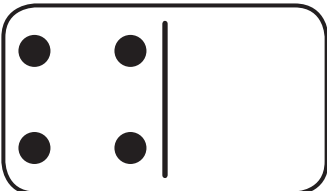




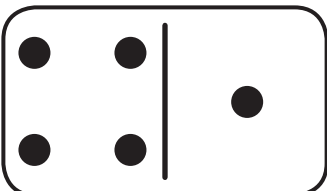






NAME _____

DATE _____

How Many Dots?

Count the dots on each domino. Trace the numbers.


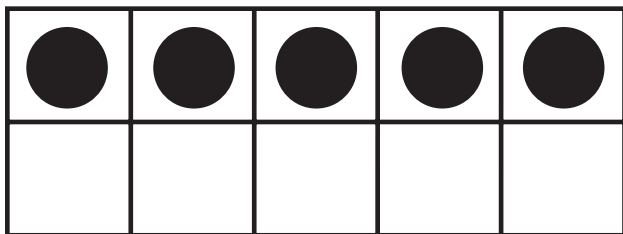
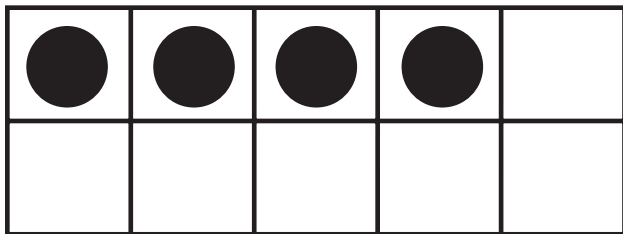
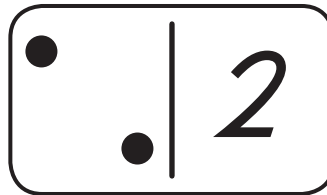
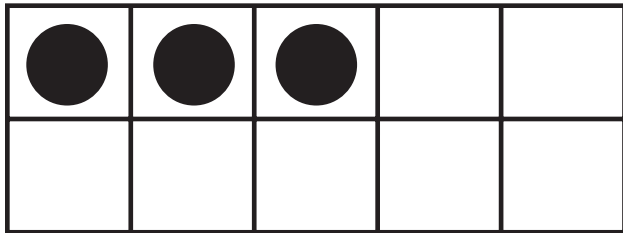
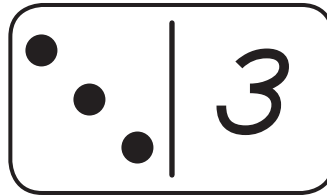

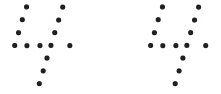
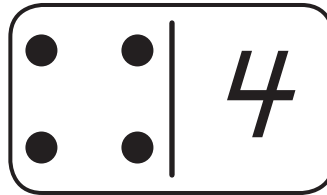

	0				
	1				
	2				
	3				
	4				
	5				

NAME _____

DATE _____

Find the Match Sheet 1

Draw a line to match the ten frame to the domino with the same number of dots.
Trace the numbers.



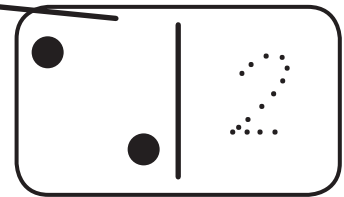
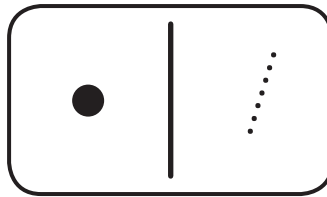
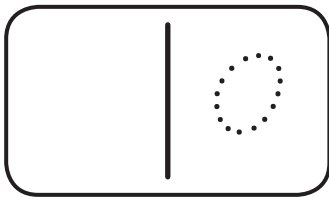



NAME _____

DATE _____

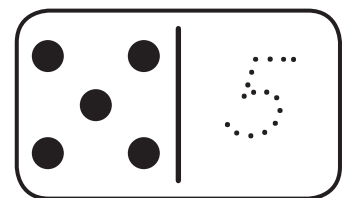
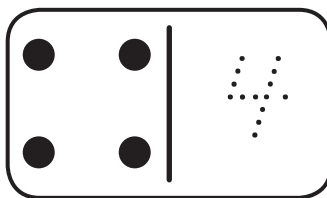
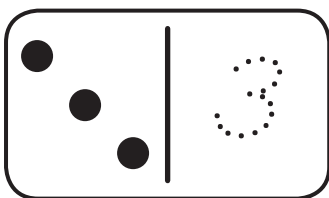

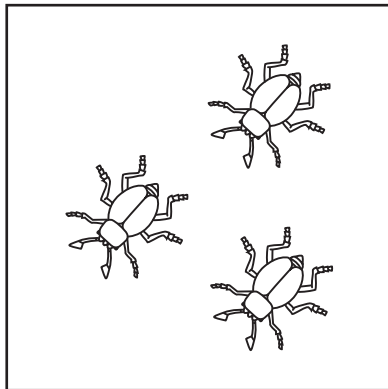
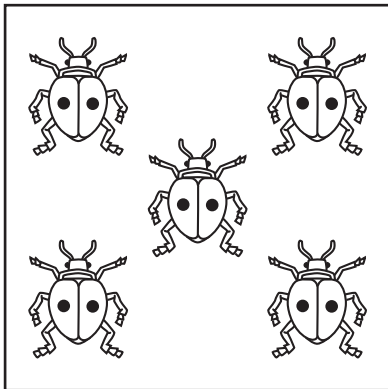
Bugs in Boxes

Count the bugs in each box. Draw a line to the domino that has the same number. Trace the numbers.

1



2


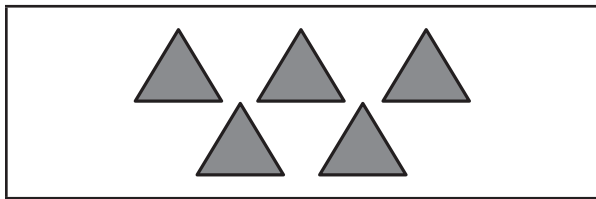

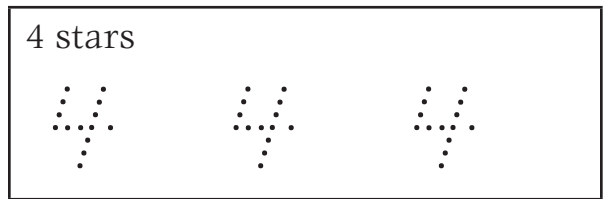

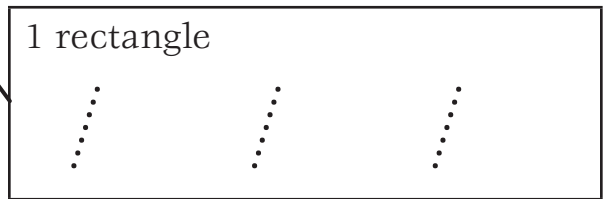
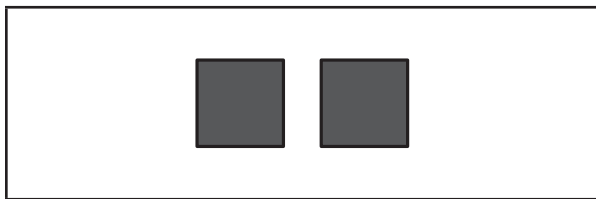
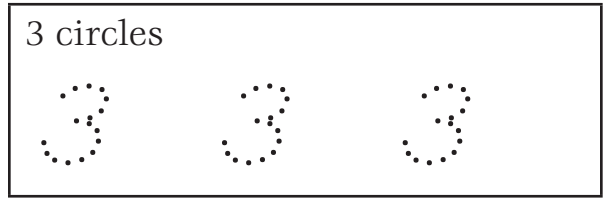
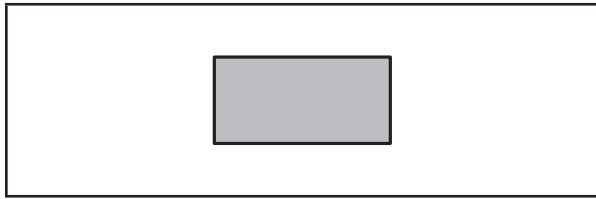


NAME _____

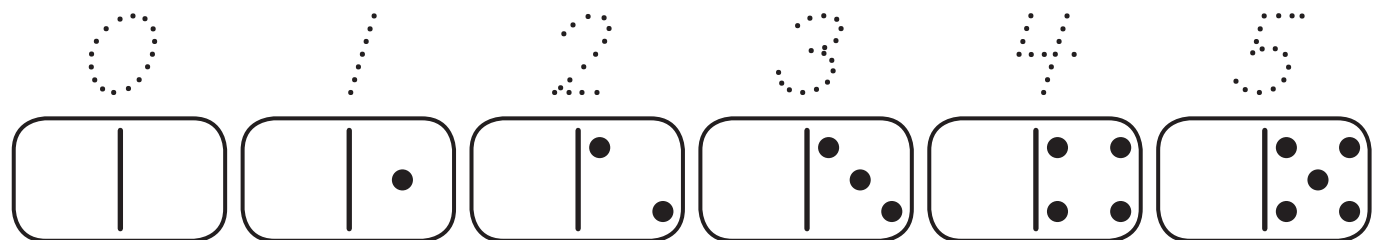
DATE _____

Sets & Numbers Match

1 Draw a line to match each set to the number that tells how many. Trace the number three times..



2 Trace the numbers below.



NAME _____

DATE _____

Counting Cubes

Color the cubes as indicated. Draw a line to the domino that has the same number. Trace the numbers.

Yellow

Blue

Orange

Red

Green


NAME _____

DATE _____

Shapes & Numbers

1 Color the number of shapes as indicated below.

Color 5 squares:




Color 4 rectangles:




Color 2 triangles:



Color 3 circles:



2 Trace the numbers.

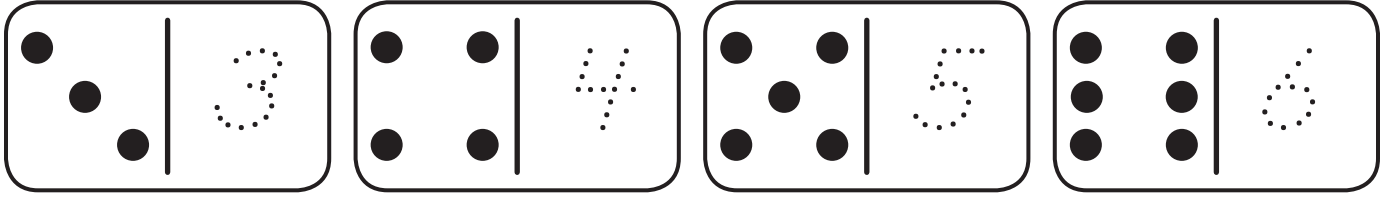


NAME _____

DATE _____

Triangles, Squares & Rectangles How Many Sides?

1 Trace the numbers.



2 Count and record the number of sides on each shape. You can add an arrow on each side if it helps.

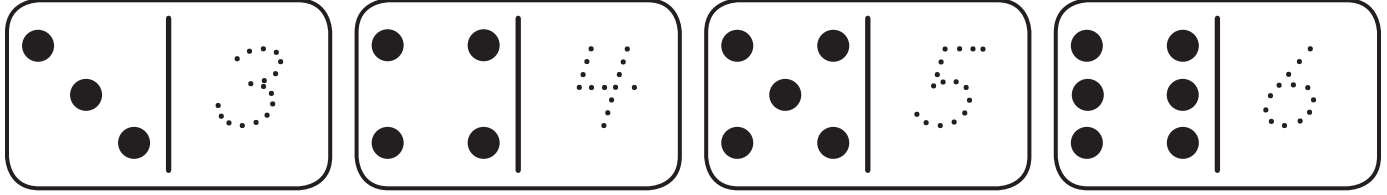
<p>Triangle</p> <p>How many sides?</p>	<p>How many sides?</p>	<p>Triangle</p> <p>How many sides?</p>	<p>How many sides?</p>
<p>Rectangle</p> <p>How many sides?</p>	<p>How many sides?</p>	<p>Square</p> <p>How many sides?</p>	<p>How many sides?</p>
<p>Triangle</p> <p>How many sides?</p>	<p>How many sides?</p>	<p>Rectangle</p> <p>How many sides?</p>	<p>How many sides?</p>
<p>Square</p> <p>How many sides?</p>	<p>How many sides?</p>	<p>CHALLENGE</p>	
<p>How many sides?</p>	<p>How many sides?</p>	<p>Hexagon</p> <p>How many sides?</p>	<p>How many sides?</p>

NAME _____

DATE _____

Triangles, Squares & Rectangles How Many Corners?

1 Trace the numbers.



2 Count and record the number of corners on each shape. You can add an arrow at each corner if it helps.






























































































































<p>Triangle How many corners?</p> <p>3</p>	<p>Triangle How many corners?</p>
<p>Rectangle How many corners?</p>	<p>Square How many corners?</p>
<p>Triangle How many corners?</p>	<p>Rectangle How many corners?</p>
<p>Square How many corners?</p>	<p>CHALLENGE</p> <p>Hexagon How many corners?</p>

NAME _____

DATE _____

Ladybugs 5–9

Count the ladybugs in each frame. Trace the numbers.

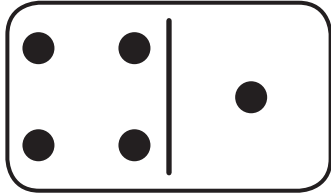
<table border="1" style="width: 100%; height: 100%; border-collapse: collapse;"> <tr> <td style="text-align: center;"></td> <td style="text-align: center;"></td> <td style="text-align: center;"></td> <td style="text-align: center;"></td> <td style="text-align: center;"></td> </tr> <tr> <td style="height: 50px;"></td> <td></td> <td></td> <td></td> <td></td> </tr> </table>											   
											
<table border="1" style="width: 100%; height: 100%; border-collapse: collapse;"> <tr> <td style="text-align: center;"></td> <td style="text-align: center;"></td> <td style="text-align: center;"></td> <td style="text-align: center;"></td> <td style="text-align: center;"></td> </tr> <tr> <td style="text-align: center;"></td> <td></td> <td></td> <td></td> <td></td> </tr> </table>											   
											
											
<table border="1" style="width: 100%; height: 100%; border-collapse: collapse;"> <tr> <td style="text-align: center;"></td> <td style="text-align: center;"></td> <td style="text-align: center;"></td> <td style="text-align: center;"></td> <td style="text-align: center;"></td> </tr> <tr> <td style="text-align: center;"></td> <td style="text-align: center;"></td> <td></td> <td></td> <td></td> </tr> </table>											   
											
											
<table border="1" style="width: 100%; height: 100%; border-collapse: collapse;"> <tr> <td style="text-align: center;"></td> <td style="text-align: center;"></td> <td style="text-align: center;"></td> <td style="text-align: center;"></td> <td style="text-align: center;"></td> </tr> <tr> <td style="text-align: center;"></td> <td style="text-align: center;"></td> <td style="text-align: center;"></td> <td></td> <td></td> </tr> </table>											   
											
											
<table border="1" style="width: 100%; height: 100%; border-collapse: collapse;"> <tr> <td style="text-align: center;"></td> <td style="text-align: center;"></td> <td style="text-align: center;"></td> <td style="text-align: center;"></td> <td style="text-align: center;"></td> </tr> <tr> <td style="text-align: center;"></td> <td style="text-align: center;"></td> <td style="text-align: center;"></td> <td style="text-align: center;"></td> <td></td> </tr> </table>											   
											
											

NAME _____

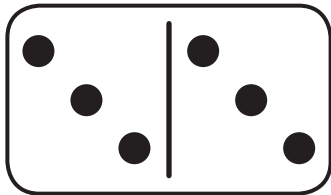
DATE _____

More Dots

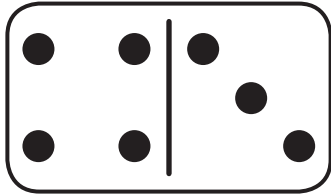
Count the dots on each domino. Trace the numbers.



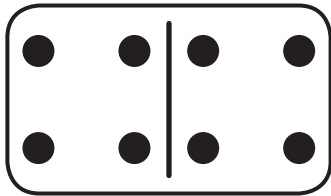
5




6




7



8



9



10



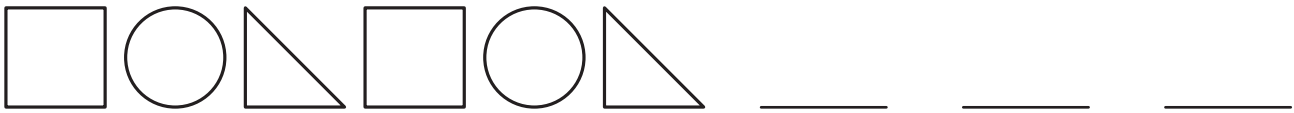
NAME _____

DATE _____

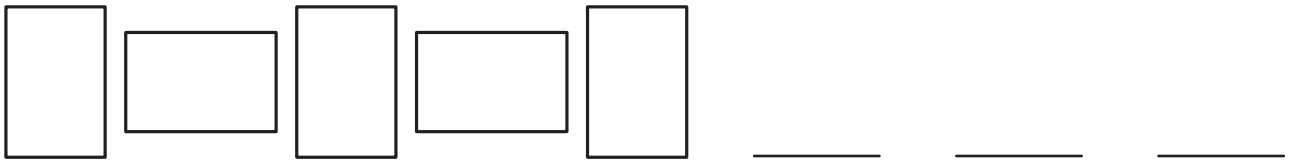
Shape Patterns

Draw the 3 shapes you think should come next in each pattern below.

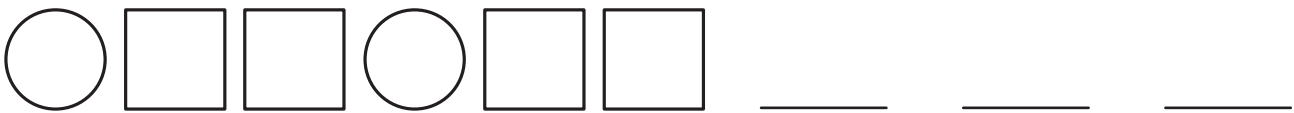
1



2



3



4



5

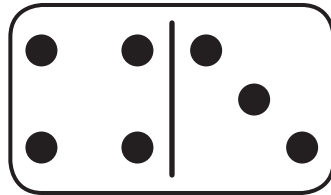



NAME _____

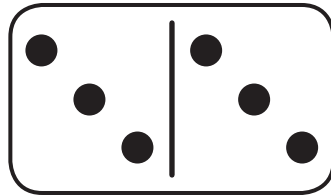
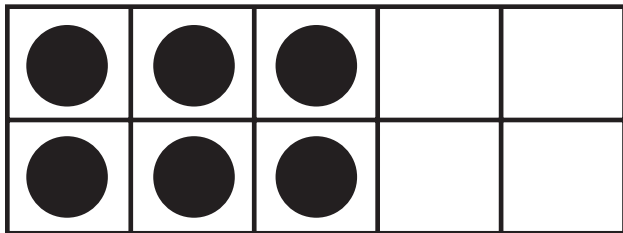
DATE _____

Find the Match Sheet 2

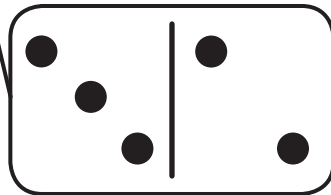

Draw a line to match the ten frame to the domino with the same number of dots.
Trace the numbers.



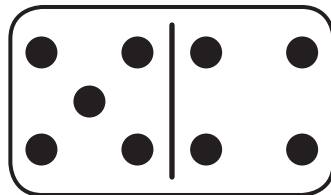

7





6



5



9



8



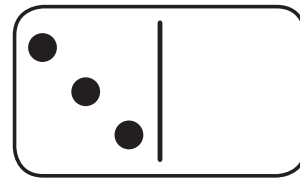
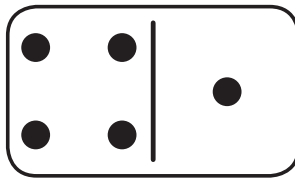
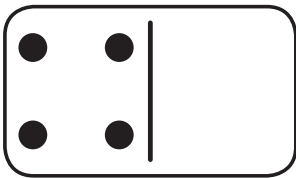
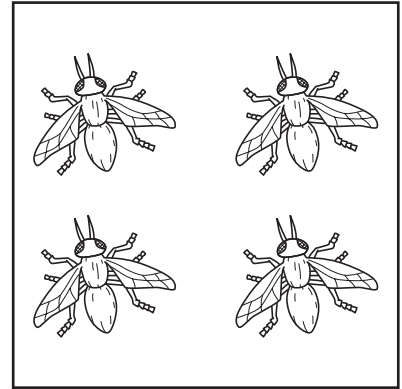
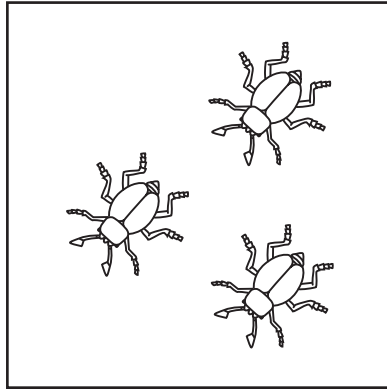
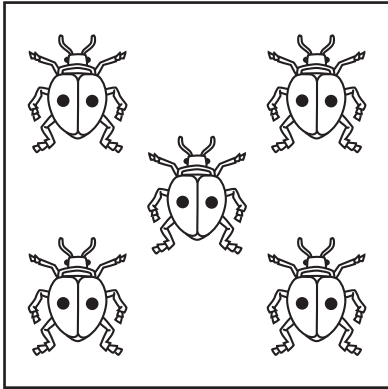
NAME _____

DATE _____


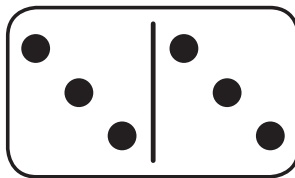



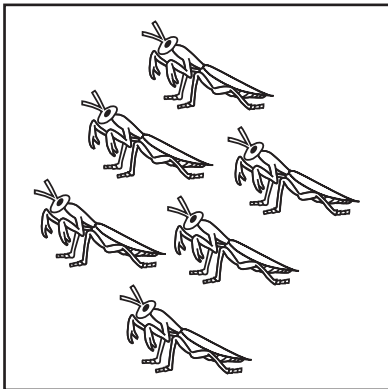
More Bugs in Boxes

Count the bugs in each box. Draw a line to the domino that has the same number. Trace the numbers.

1



2





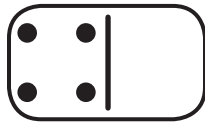
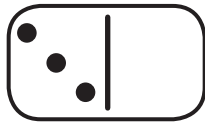


NAME _____

DATE _____

Fill the Boxes

1 Trace the numbers.



2 Draw the items below.

Draw 3 bugs.



Draw 4 dots.



Draw 5 lines.



Draw 6 eggs.



Draw 7 hearts.

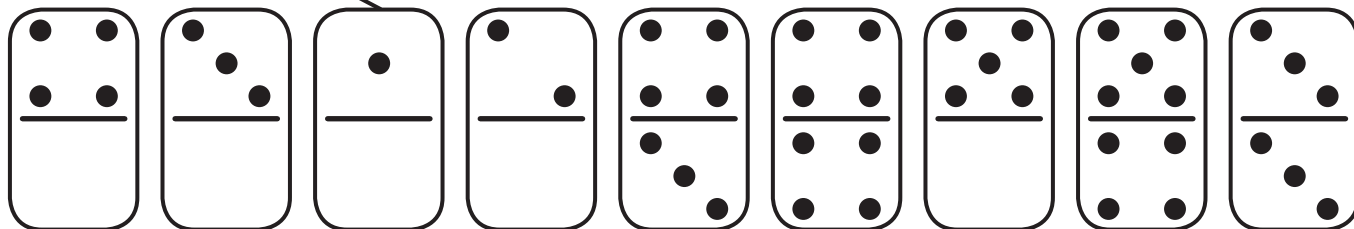


NAME _____

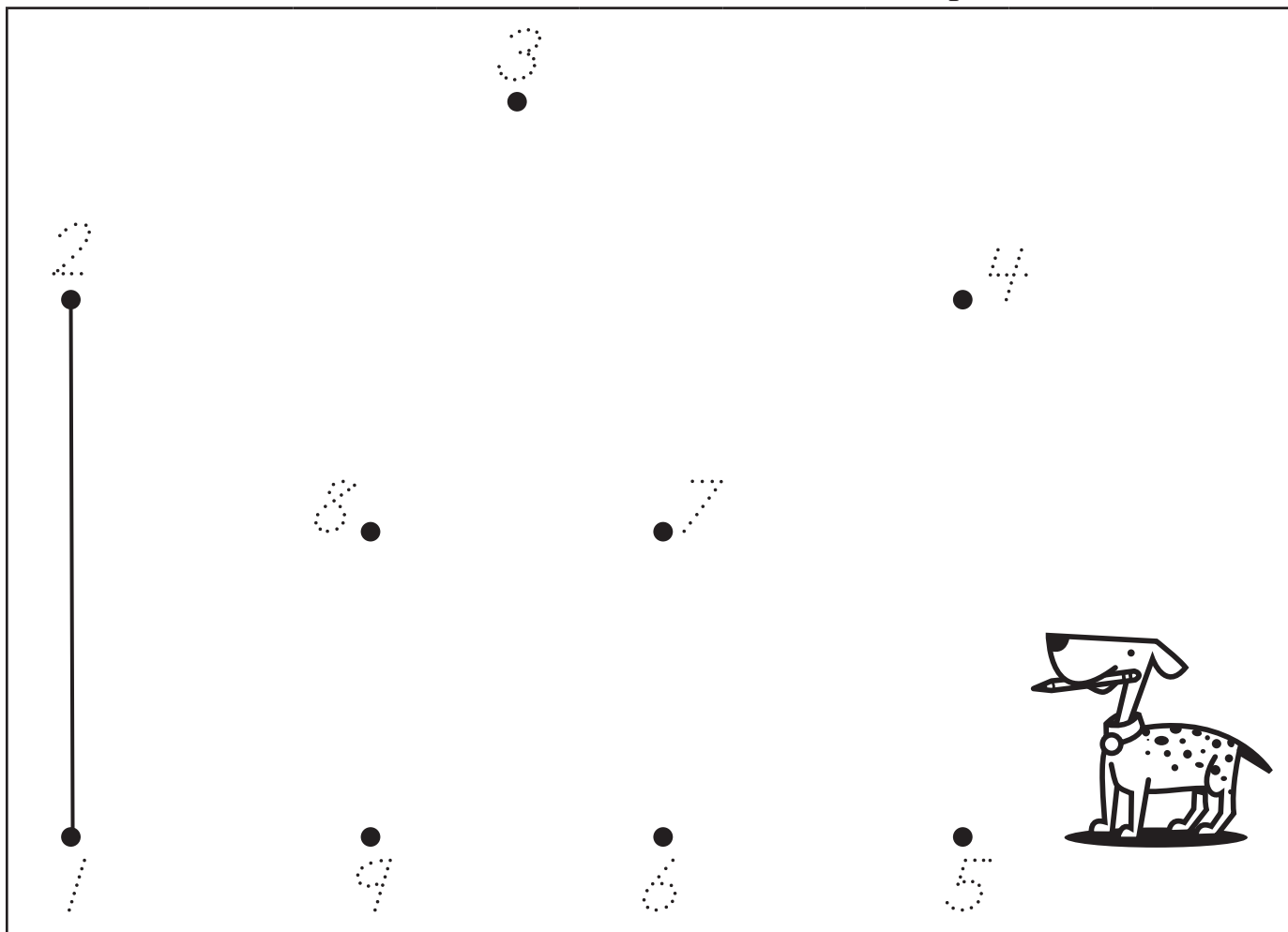
DATE _____

Dot-to-Dot

1 Trace the numbers. Draw a line from each number to the matching domino.



2 Trace the numbers. Connect the dots in order to make a picture.

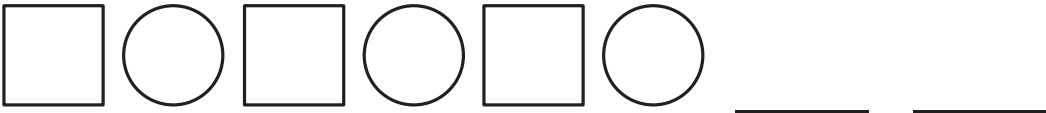





NAME _____

DATE _____

Patterns What Comes Next?

1 Draw or color what you think comes next in the pattern.

2 Fill in the numbers that are missing.

1 _____ 3 4 5 _____ 7 8 _____ 10

NAME _____ DATE _____

How Many? Sheet 1

Use the numbers and the dominoes to help solve the problems below.

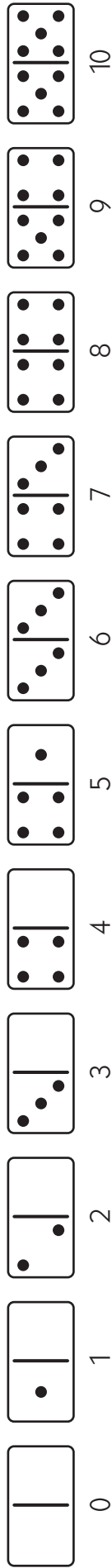
0	1	2	3	4	5	6	7	8	9	10

1 Count the bugs and record the number.



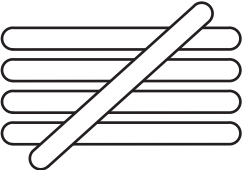

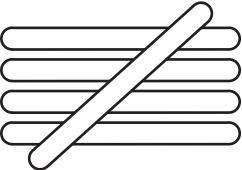
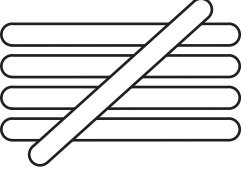

NAME _____ DATE _____

Tallying How Many Sticks?

Use the numbers and dominoes to help solve the problems below.



1 Count the number of sticks and record the number.

NAME _____

DATE _____

How Many? Sheet 2

Use the numbers to help solve the problems below.

0 1 2 3 4 5 6 7 8 9 10

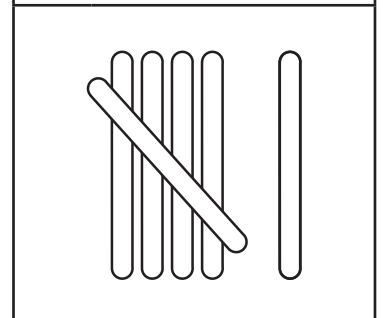
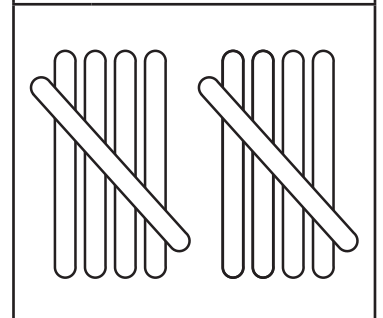
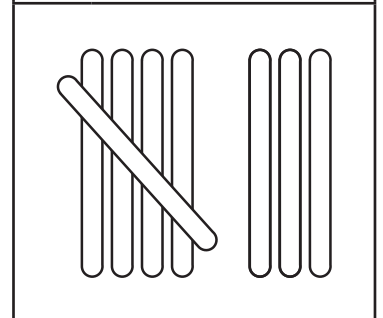
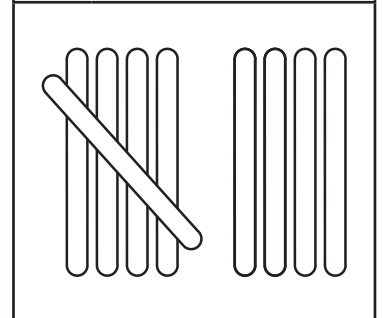
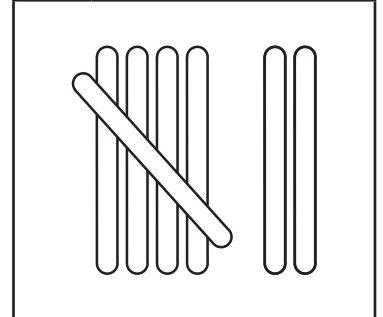
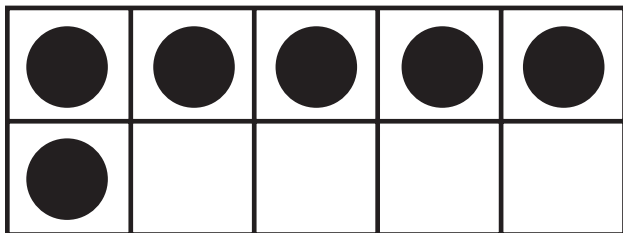




Count the number of dots and record the number.

NAME _____

DATE _____

Can You Find the Match?

Draw a line from the ten frame to the tally sticks that match.



NAME _____

DATE _____

Adding One More

Use the numbers to help solve the problems below.

0 1 2 3 4 5 6 7 8 9 10

Solve the addition problems. Use the pictures to help.



$$3 + 1 = \underline{\quad}$$



$$2 + 1 = \underline{\quad}$$



$$4 + 1 = \underline{\quad}$$



$$1 + 1 = \underline{\quad}$$



$$7 + 1 = \underline{\quad}$$



$$5 + 1 = \underline{\quad}$$




$$8 + 1 = \underline{\quad}$$

NAME _____


DATE _____

Butterfly Countdown Subtract One


Solve the subtraction problems. Use the pictures to help.




$$10 - 1 = \underline{\quad}$$




$$8 - 1 = \underline{\quad}$$




$$4 - 1 = \underline{\quad}$$



$$6 - 1 = \underline{\quad}$$



$$7 - 1 = \underline{\quad}$$




$$2 - 1 = \underline{\quad}$$

NAME _____

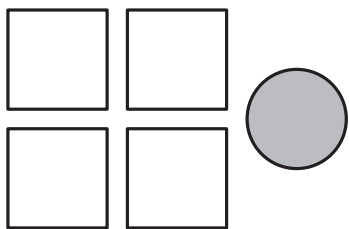
DATE _____

Add a Circle

Trace the numbers and complete the addition problems below. Use the pictures to help.



$$2 + 1 = \underline{\quad}$$




$$4 + 1 = \underline{\quad}$$



$$6 + 1 = \underline{\quad}$$



$$3 + 1 = \underline{\quad}$$



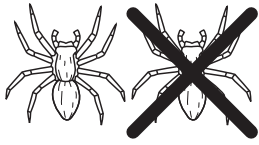
$$5 + 1 = \underline{\quad}$$

NAME _____

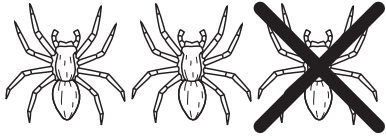
DATE _____

Subtract a Spider

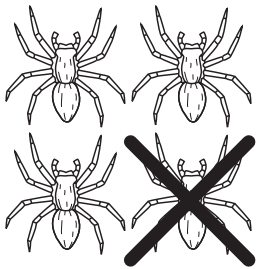
Trace the numbers and complete the subtraction problems below. Use the pictures to help.



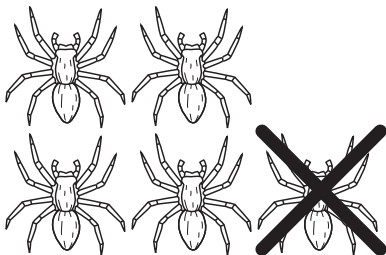
$$2 - 1 = \underline{\quad}$$



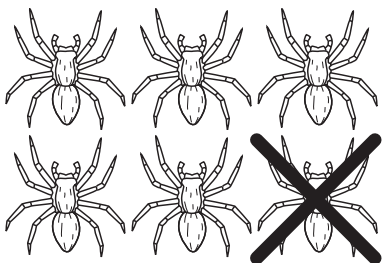
$$3 - 1 = \underline{\quad}$$



$$4 - 1 = \underline{\quad}$$



$$5 - 1 = \underline{\quad}$$



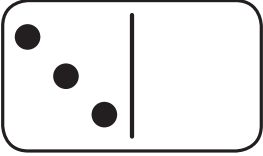
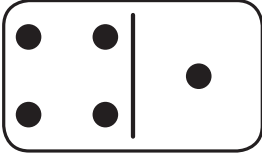
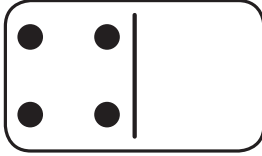





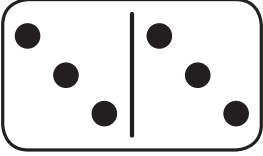
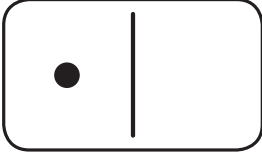






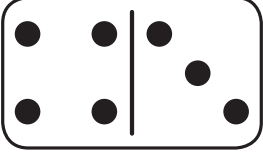
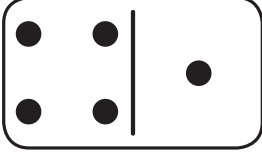
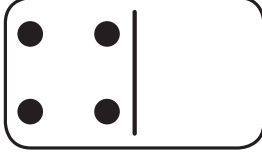
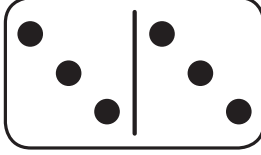




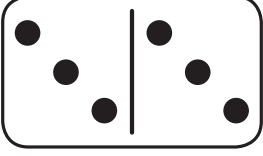
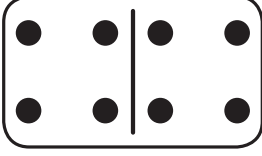
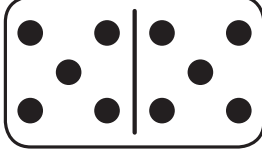
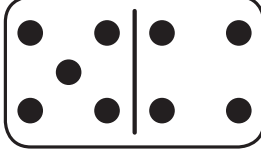




$$6 - 1 = \underline{\quad}$$

NAME _____

DATE _____

Which One Has More Dots?












Put an X on the domino that has more dots. Trace the numbers below.



















NAME _____ DATE _____

Put Them in Order

Use the numbers and dominoes to help with the problems below.

										
0	1	2	3	4	5	6	7	8	9	10

Trace the numbers. Then write them again in order from least to most.





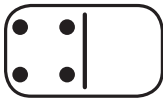
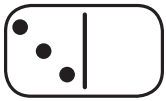
					
_____	_____	_____	_____	_____	_____
					
_____	_____	_____	_____	_____	_____
					
_____	_____	_____	_____	_____	_____

NAME _____

DATE _____

Comparing Cube Trains

1 Trace the numbers.



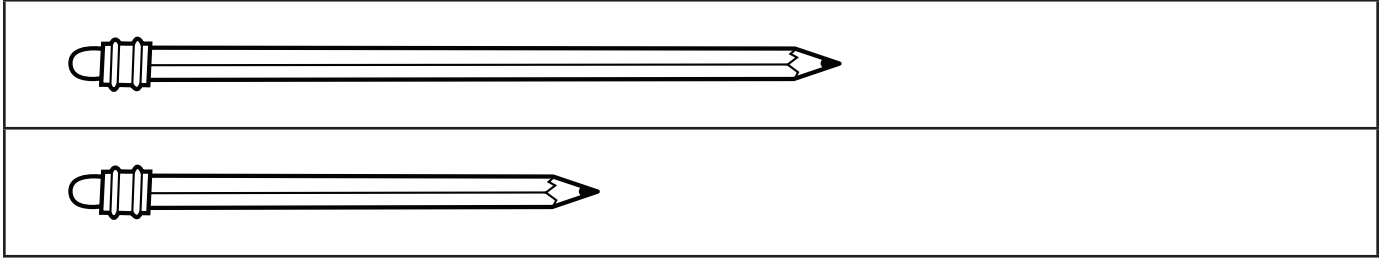
2 Count the cubes. Write the number to show how many. Draw an X on the train that is longer.

NAME _____


DATE _____

Which Is Longer? Which Is Shorter?


1 Draw a red X on the longer pencil. Color the shorter pencil green.



2 Color the longer vehicle yellow. Draw a circle around the shorter vehicle.



3 Color the longest ribbon blue. Color the shortest ribbon red.









NAME _____




DATE _____

Comparing Pennies: 0 1 2 3 4 5

1 How many pennies are there in each hand? Write the number to show. Draw a blue X on the hand with fewer pennies.

			
Pennies	Pennies	Pennies	Pennies
			
			
Pennies	Pennies	Pennies	Pennies

2 Color the longest ribbon green. Color the shortest ribbon brown.





NAME _____

DATE _____

Count & Compare Pennies

Count the pennies in each frame. Write how many there are. Then draw lines to the words to show which frame has more and which frame has less.





1



less

more




2



less

more

3



less



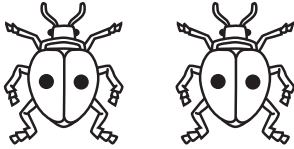

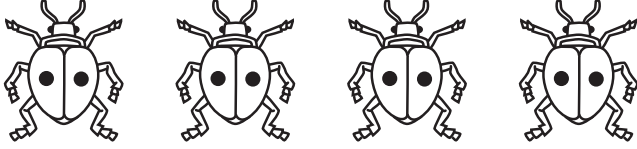


more

NAME _____

DATE _____

A Growing Pattern of Ladybugs & Spots

1 Record the number of ladybugs and spots you see in each row.

How many ladybugs?		How many spots?
one		
two		
three		
four		
five		
six		

2 Circle all of the counting by twos numbers:

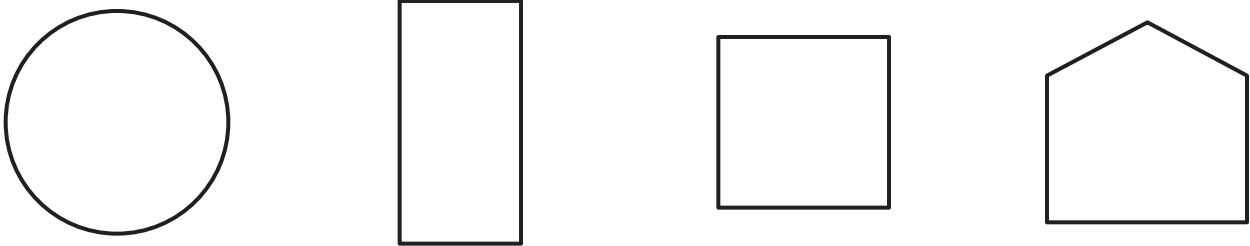




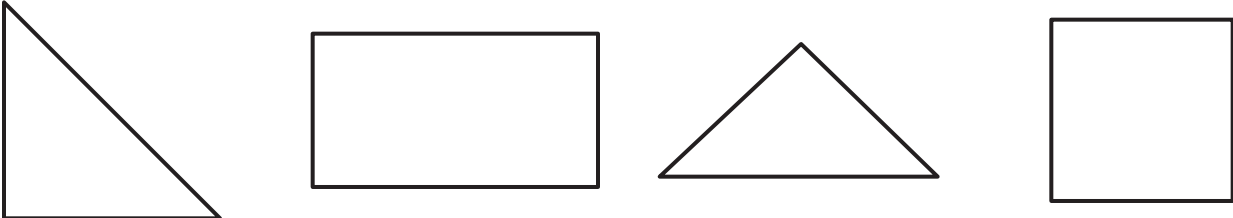


1	2	3	4	5	6	7	8	9	10
11	12	13	14	15	16	17	18	19	20
21	22	23	24	25	26	27	28	29	30

NAME _____

DATE _____

Which Shapes Could It Be? Sheet 1

Circle all the shapes that fit the clues in each box.










<p>1</p> 	<p>Clues  straight sides  4 corners</p>
<p>2</p> 	<p>Clue  curved sides</p>
<p>3</p> 	<p>Clues  straight sides  3 corners</p>

NAME _____

DATE _____

Which Shapes Could It Be? Sheet 2

Color the shape that fits all the clues in each box.

<p>1</p> 	<p>Clues</p> <p>— straight sides</p>  <p>4 corners</p>  <p>small</p>
<p>2</p> 	<p>Clues</p>  <p>curved sides</p>  <p>large</p>
<p>3</p> 	<p>Clues</p> <p>— straight sides</p>  <p>3 corners</p>  <p>large</p>

NAME _____

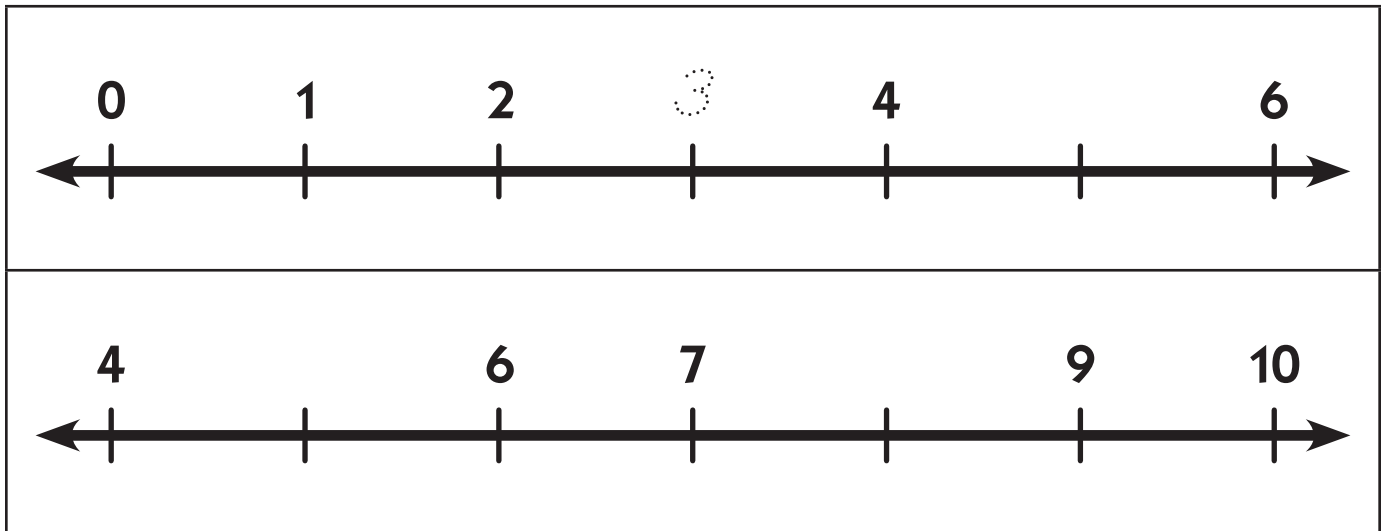
DATE _____

Line Up Those Numbers

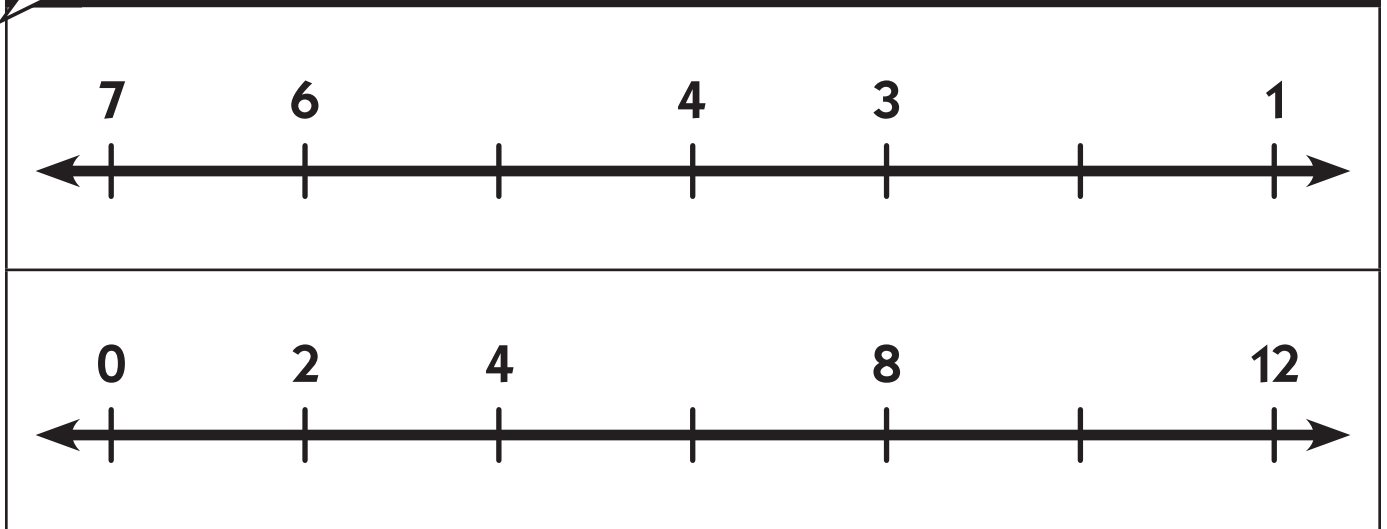
1 Trace each number. Then write it again in the box below.

0	1	2	3	4	5	6	7	8	9

2 Fill in the missing numbers on the number lines below.



CHALLENGE



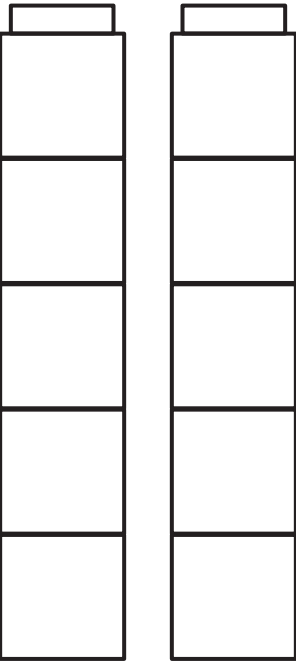
NAME _____

DATE _____

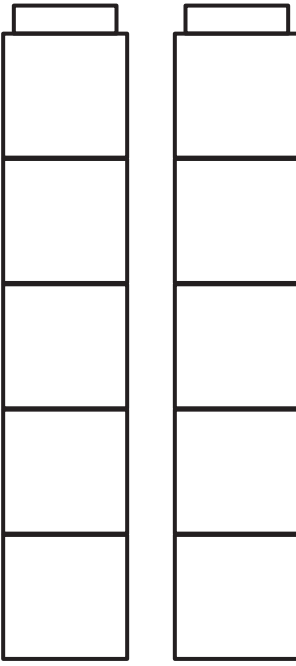
Coloring Cubes 5–10

Color in the cubes below.

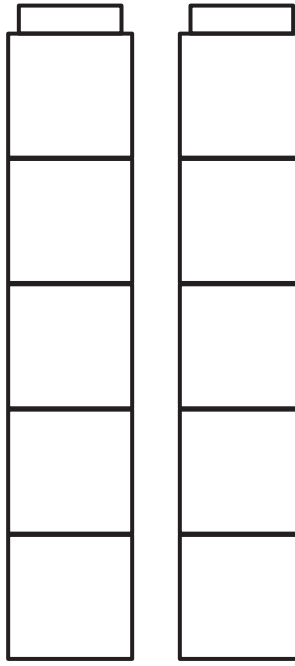
Color 9 cubes.



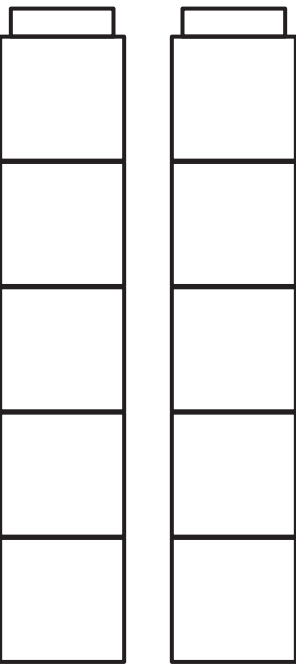
Color 7 cubes.



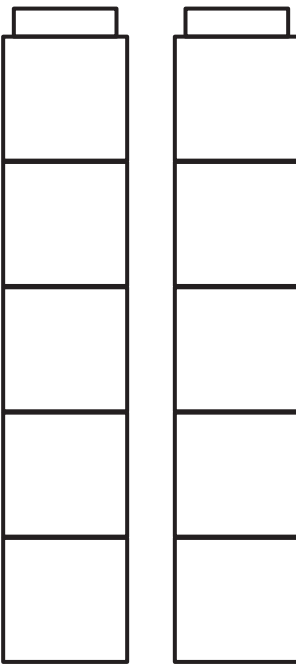
Color 5 cubes.



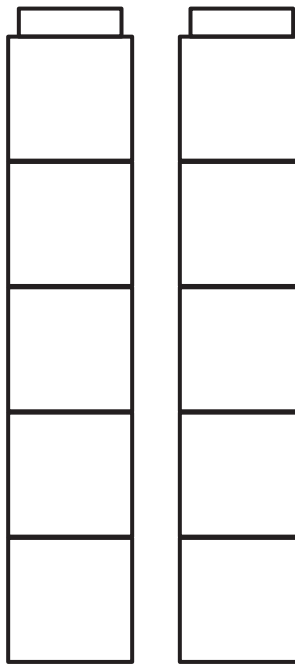
Color 8 cubes.



Color 10 cubes.



Color 6 cubes.

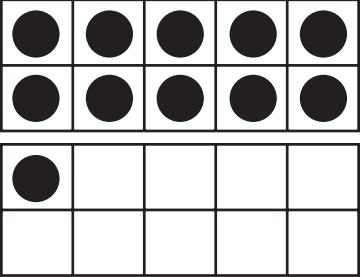

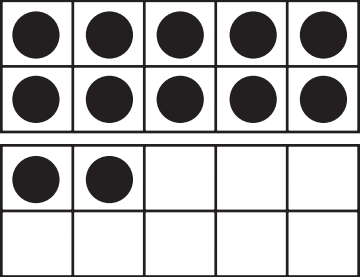

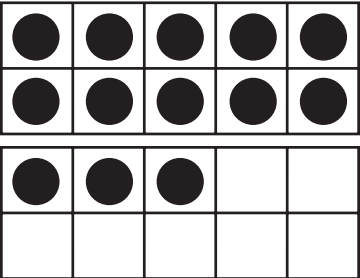







NAME _____

DATE _____

Dots 11–15

Count the dots in each double ten frame. Trace the numbers.





















	
	
	
	
	

NAME _____

DATE _____

Dots 16–20

Count the dots in each double ten frame. Trace the numbers.

NAME _____

DATE _____

Count the Dots

1 Trace each number.

15

16


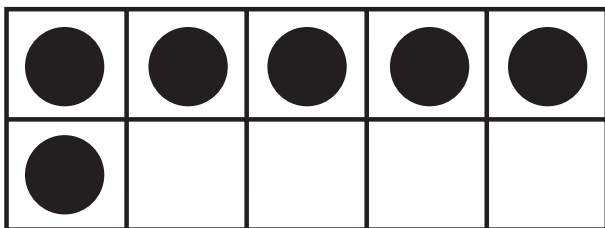


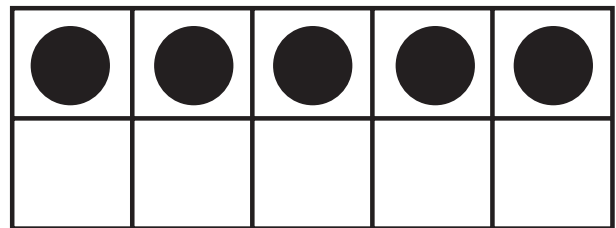



17

18

19

20

2 Count the number of dots in each set of double ten frames and record the number.




NAME _____


DATE _____

Add the Pennies


Solve the addition problems. Use the pictures to help.




$$2\text{¢} + 3\text{¢} = \underline{\quad\quad}\text{¢}$$




$$3\text{¢} + 2\text{¢} = \underline{\quad\quad}\text{¢}$$




$$5\text{¢} + 0\text{¢} = \underline{\quad\quad}\text{¢}$$



$$4\text{¢} + 1\text{¢} = \underline{\quad\quad}\text{¢}$$



$$1\text{¢} + 4\text{¢} = \underline{\quad\quad}\text{¢}$$







$$0\text{¢} + 5\text{¢} = \underline{\quad\quad}\text{¢}$$

NAME _____

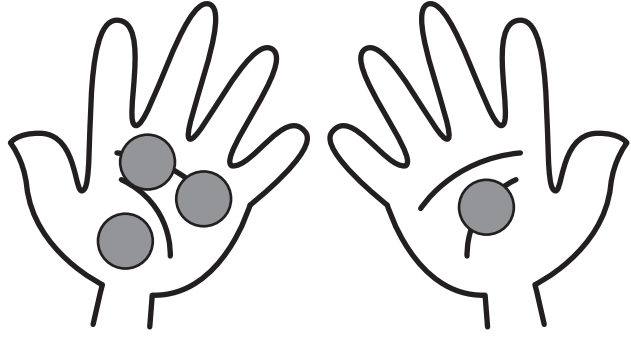
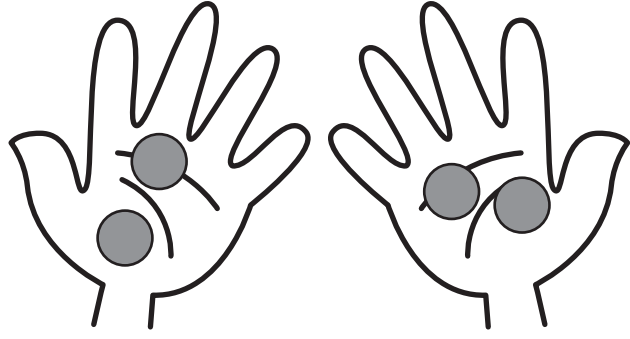

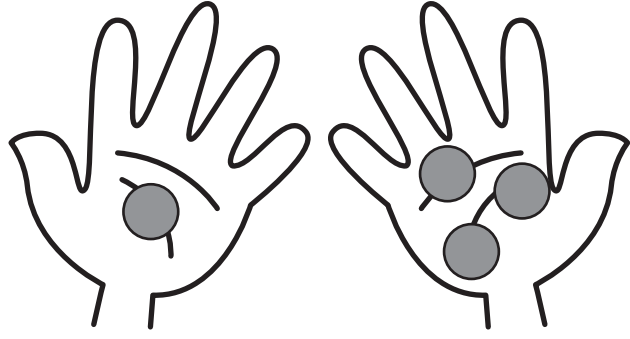
DATE _____

Make 4

1 Color the cubes to match each equation.

 $1 + 3 = 4$	 $2 + 2 = 4$
 $4 + 0 = 4$	 $3 + 1 = 4$

2 Trace the numbers and solve the problems. Use the pictures to help.

 $3 + 1 = \underline{\quad}$	 $2 + 2 = \underline{\quad}$
 $0 + 4 = \underline{\quad}$	 $\underline{\quad} + \underline{\quad} = \underline{\quad}$

NAME _____ DATE _____

How Many Insects? Add Them Up

Solve the addition problems. Use the pictures to help.


$\begin{array}{r} 1 \\ + 1 \\ \hline \end{array}$		$\begin{array}{r} 2 \\ + 2 \\ \hline \end{array}$	
$\begin{array}{r} 3 \\ + 3 \\ \hline \end{array}$		$\begin{array}{r} 4 \\ + 4 \\ \hline \end{array}$	
$\begin{array}{r} 4 \\ + 4 \\ \hline \end{array}$		$\begin{array}{r} 5 \\ + 5 \\ \hline \end{array}$	

NAME _____

DATE _____

A Story Problem

**3 seal pups are on the rock.
4 mother seals are in the water.
How many seals altogether?**







Use pictures and numbers to show how you solve the problem.

NAME _____





DATE _____

Make 5

1 Color the cubes to match each equation.

 $1 + 4 = 5$	 $5 + 0 = 5$
 $2 + 3 = 5$	 $4 + 1 = 5$

2 Trace the numbers and solve the problems. Use the pictures to help.

 $3 + 2 = \underline{\quad}$	 $4 + 1 = \underline{\quad}$
 $0 + 5 = \underline{\quad}$	 $\underline{\quad} + \underline{\quad} = 5$

NAME _____

DATE _____

Counting Dimes






Use the following information to help solve the problems below.



1 Trace the numbers.



2 How many cents? Write the amount.

	<u>10</u> ¢
	_____¢
	_____¢
	_____¢
	_____¢

NAME _____

DATE _____

Make 6

1 Color the cubes to match each equation.



$$1 + 5 = 6$$



$$2 + 4 = 6$$



$$3 + 3 = 6$$



$$6 + 0 = 6$$

2 Trace the numbers and solve the problems. Use the pictures to help.

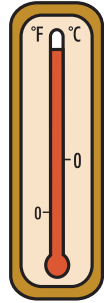
<p>_____ + _____ = _____</p>	<p>_____ + _____ = _____</p>	<p>_____ + _____ = _____</p>	<p>_____ + _____ = _____</p>

NAME _____

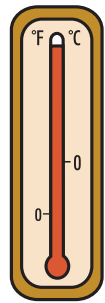

DATE _____

Hot or Cold Weather?

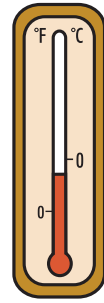
1 Circle each picture that shows hot weather. Put a line under each picture that shows cold weather.



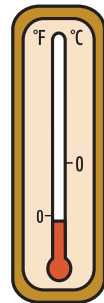
96°F



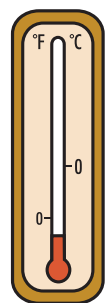
104°F



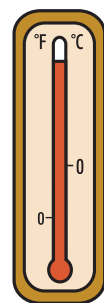
22°F



19°F



3°F



92°F

2 Draw a picture to go with the descriptions below.

Here is something I like to do when it's hot outside.

Here is something I like to do when it's cold outside.

NAME _____

DATE _____

Count the Cubes

1 Trace each number.



2 Count the cubes in each set and record the number.

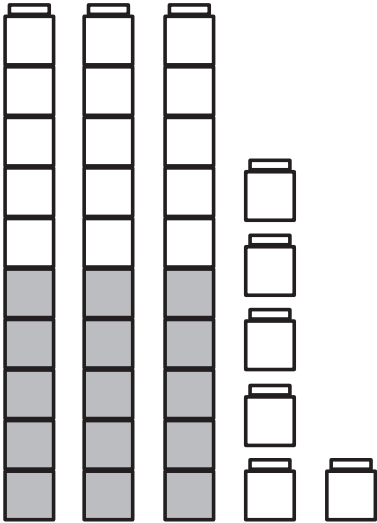
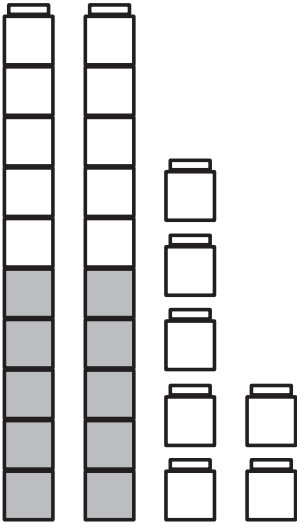
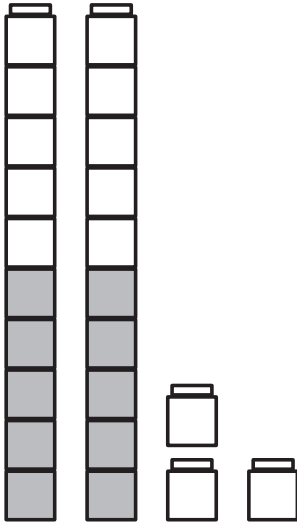
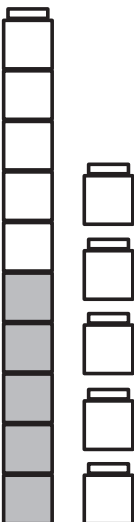
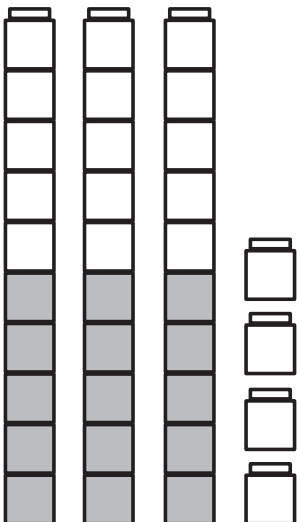
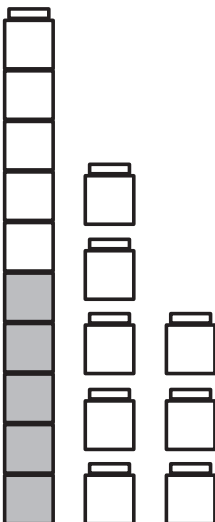
11

NAME _____

DATE _____

Tens & Ones How Many?

How many cubes in each set? Write the number to show.

 <p>34</p>		
		

NAME _____ DATE _____

What's Missing? Sheet 1

1 Trace each number.



2 Fill in the missing numbers.

1	2	3		5	6	7		9	10
11	12		14	15		17	18		20
21		23		25	26			29	30



CHALLENGE

31				35		37			40
----	--	--	--	----	--	----	--	--	----

NAME _____

DATE _____

What's Missing? Sheet 2

1 Fill in the missing numbers on this calendar.

Sunday	Monday	Tuesday	Wednesday	Thursday	Friday	Saturday
				1	2	3
4		6	7	8		10
11	12		14		16	17
18		20	21		23	
25		27		29		31
























2 How many days are there in a week?

NAME _____

DATE _____

Calendar Markers

1 The shapes on the calendar form a repeating pattern but some are missing. Fill them in.

Sunday	Monday	Tuesday	Wednesday	Thursday	Friday	Saturday
	 1	 2	 3	 4	 5	 6
 7	 8	 9	 10	 11	 12	 13
 14	 15	 16	 17	 18	 19	 20
 21	 22	 23	 24	 25	 26	 27
 28	 29	 30	 31			

2 How many days are there in a week?

NAME _____

DATE _____

Cats & Dogs Addition


Fill in the numbers and then solve the addition problem. Use the pictures to help.

1




$$\underline{\quad\quad} \text{ Cats} + \underline{\quad\quad} \text{ Dogs} = \underline{\quad\quad}$$

2



$$\underline{\quad\quad} \text{ Cats} + \underline{\quad\quad} \text{ Dog} = \underline{\quad\quad}$$

3



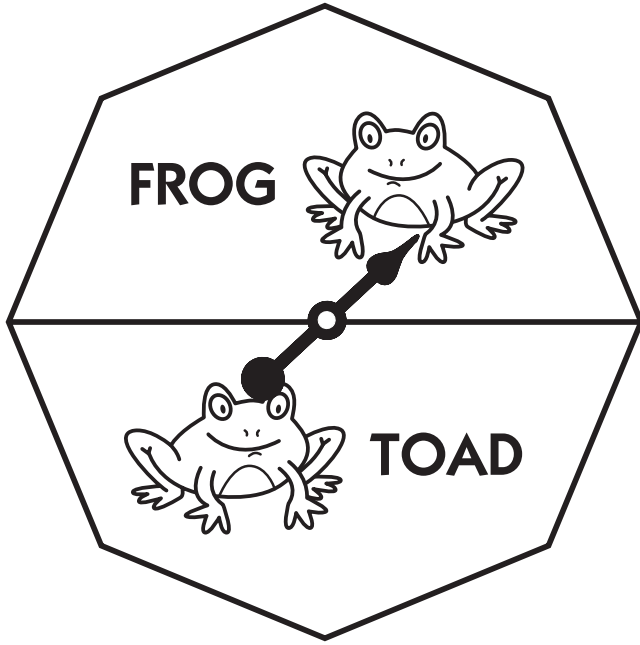
$$\underline{\quad\quad} \text{ Cats} + \underline{\quad\quad} \text{ Dogs} = \underline{\quad\quad}$$

NAME _____

DATE _____

Frog & Toad Probability


1 Frog got 6 spins. Toad got 4 spins.
Color the graph to show.



2 How many more spins did Frog get than Toad?

3 How many spins did Frog and Toad get in all?

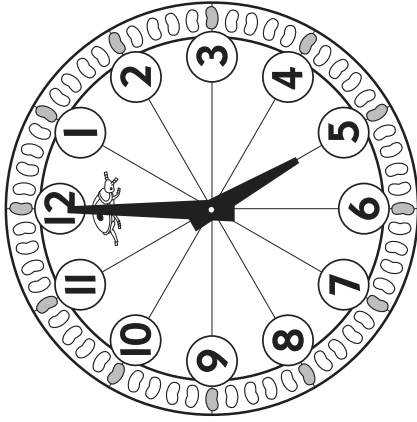
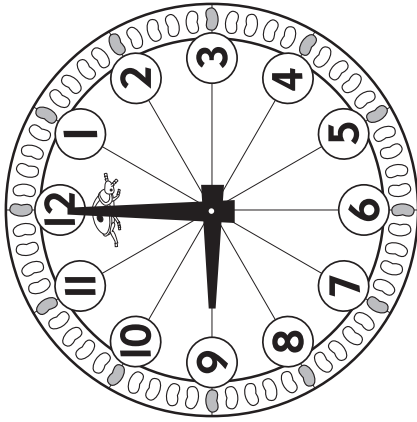
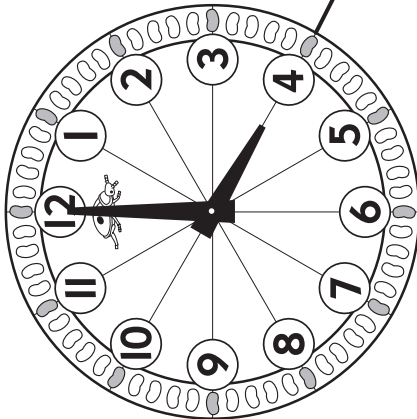
Spins for Frog and Toad



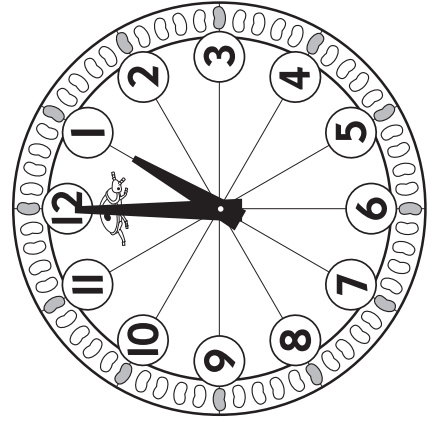
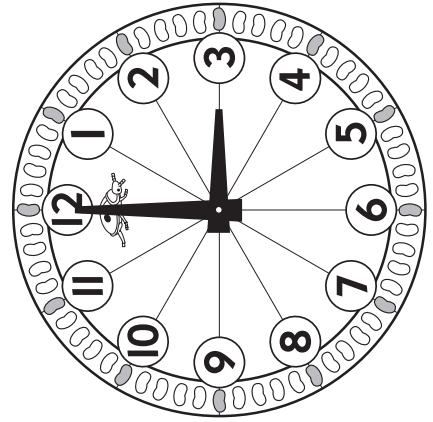

NAME _____ DATE _____

What Time Is It?

Draw lines to connect the clocks and time cards.



9:00 nine o'clock	8:00 eight o'clock	4:00 four o'clock	5:00 five o'clock	3:00 three o'clock	1:00 one o'clock
----------------------	-----------------------	----------------------	----------------------	-----------------------	---------------------


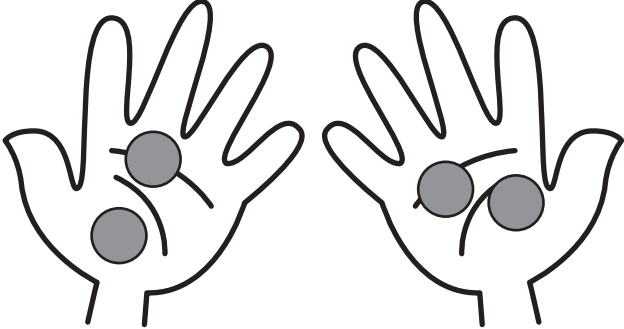








NAME _____

DATE _____

More about 4

Trace the numbers. Fill in the missing numbers to complete the equations. Use the pictures to help.


 $\underline{\quad} + \underline{\quad} = 4$	 $\underline{\quad} + \underline{\quad} = 4$
 $3 + \underline{\quad} = 4$	 $2 + \underline{\quad} = 4$
 $4 - 1 = 3$	 $4 - 2 = 2$
 $4 - 3 = 1$	 $4 - 4 = 0$

NAME _____


DATE _____

What's Missing? Sheet 3


Fill in the missing numbers. Use the pictures to help.




_____ ¢ + 3¢ = 5¢




_____ ¢ + 2¢ = 5¢




_____ ¢ + 0¢ = 5¢



_____ ¢ + 1¢ = 5¢



_____ ¢ + 4¢ = 5¢




_____ ¢ + 5¢ = 5¢

NAME _____

DATE _____

Frog Story Problem

There were 6 frogs
but some jumped into the pond.
How many jumped into the pond?



Use pictures and numbers to show how you solve the problem.


NAME _____

DATE _____


More Frog Problems

Use pictures and numbers to show how you solve each problem.

4 frogs. How many eyes?



10 eyes. How many frogs?



NAME _____

DATE _____

Counting By Fives Sheet 1

1 Trace each number.

5

10

15

20

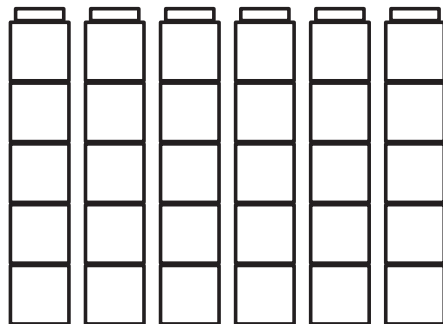
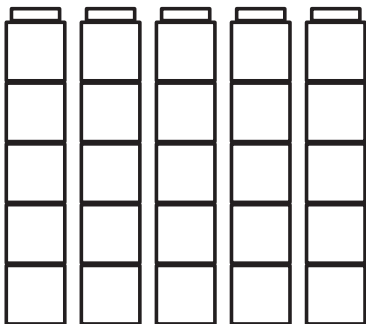
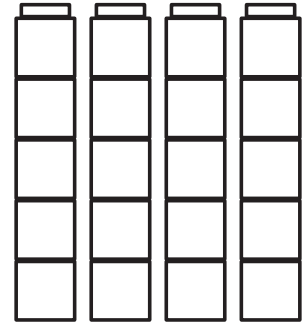


25

30

2 How many cubes in each set? Write the numbers.



5



NAME _____

DATE _____

Counting Nickels






Use the following information to help solve the problems below.



1 Trace each number.



2 How many cents? Write the amount.









	<u> </u> 5¢
	<u> </u> ¢
	<u> </u> ¢
	<u> </u> ¢
	<u> </u> ¢

NAME _____

DATE _____

More about 5

Trace the numbers. Fill in the missing numbers to complete the equations.

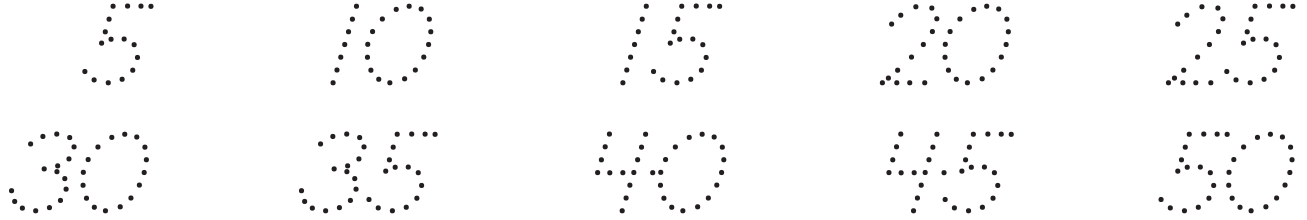
 $\underline{\quad} + \underline{\quad} = 5$	 $\underline{\quad} + \underline{\quad} = 5$
 $3 + \underline{\quad} = 5$	 $2 + \underline{\quad} = 5$
 $5 - 1 = 4$	 $5 - 2 = 3$
 $5 - 3 = 2$	 $5 - 4 = 1$

NAME _____


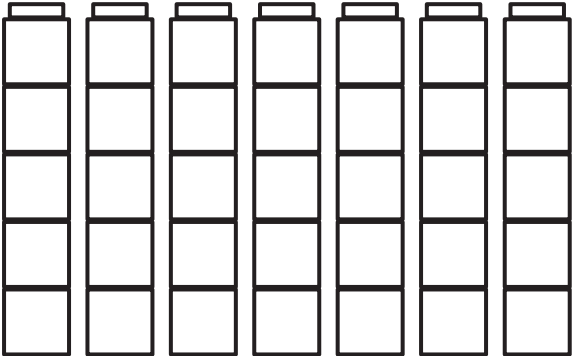

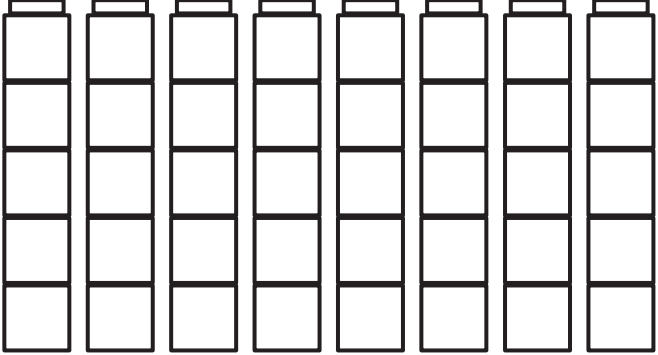
DATE _____

Counting By Fives Sheet 2

1 Trace each number.





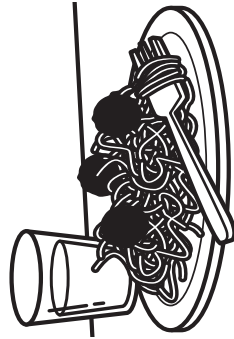
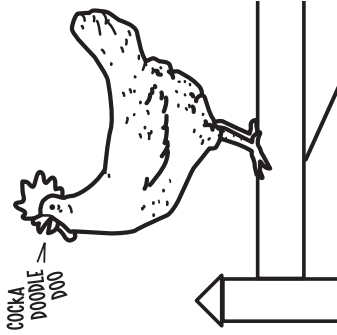
2 How many cubes in each set? Write the numbers.

NAME _____ DATE _____

Morning or Evening?


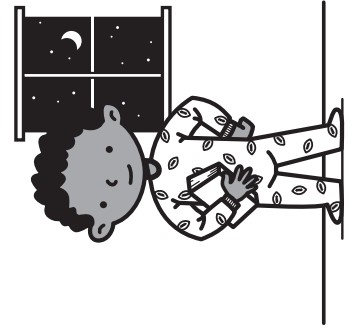

Draw lines to connect the pictures to morning or evening.



Morning



Evening











NAME _____

DATE _____

More about 6

Trace the numbers. Fill in the missing numbers to complete the equations.

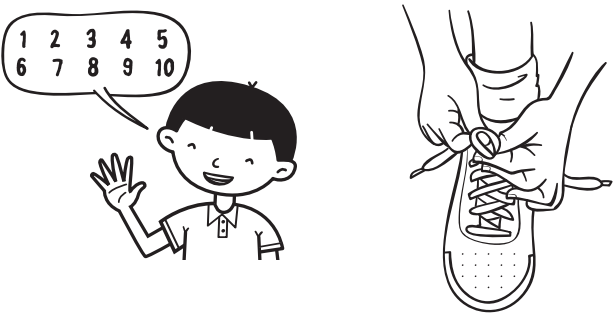





 $\underline{\quad} + \underline{\quad} = 6$	 $\underline{\quad} + \underline{\quad} = 6$
 $2 + \underline{\quad} = 6$	 $2 + \underline{\quad} = 6$
 $6 - 1 = 5$	 $6 - 2 = 4$
 $6 - 3 = 3$	 $6 - 4 = 2$

NAME _____

DATE _____

More or Less Time?

Circle the picture in each box that would take you *more* time.

<p>1</p> 	<p>2</p> 
<p>3</p>  <p>9 times</p> <p>6 tall</p>	<p>4</p> 
<p>5</p> 	<p>6</p> 

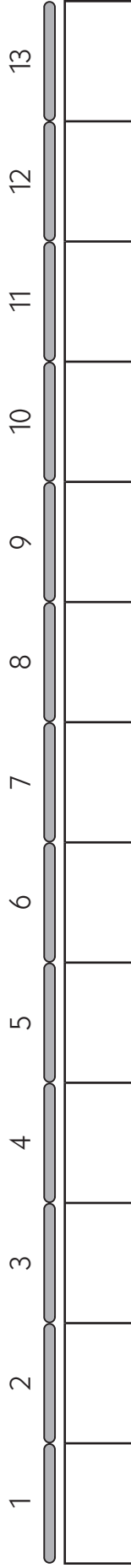
NAME _____ DATE _____



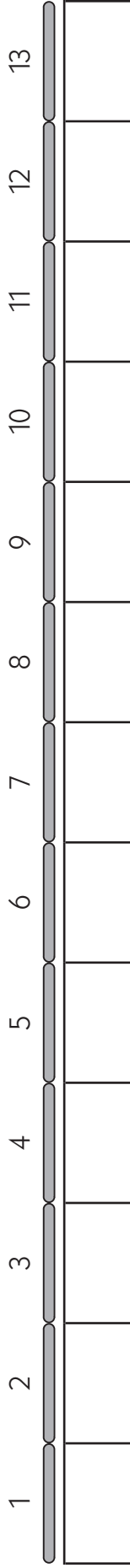
The Frog Jumping Contest

1 Freddy Frog is practicing for the big frog jump contest. Color in the boxes to show how far he jumped each time.

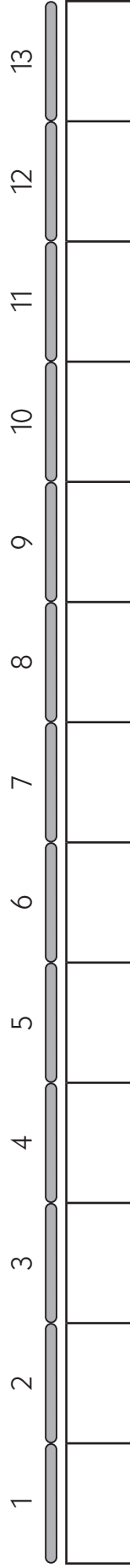
1st Jump: 8 sticks



2nd Jump: 12 sticks



3rd Jump: 9 sticks



2 Which one was his longest jump? (Circle one.)

1st 2nd 3rd


3 Which one was his shortest jump? (Circle one.)

1st 2nd 3rd

NAME _____ DATE _____

Counting By Tens

1 Trace each number.



2 How many cubes?


NAME _____

DATE _____

Frog Addition


1 Color the frogs. Trace the numbers or symbols. Write an addition sentence to match the picture.

Color 2 frogs green. Color 3 frogs brown.




2 + 3 = _____

Color 4 frogs red. Color 1 frog blue.



_____ + _____ = _____

Color 3 frogs yellow. Color 2 frogs black.



_____ + _____ = _____

2 Add.

$$\begin{array}{r} 1 \\ + 2 \\ \hline \end{array}$$

$$\begin{array}{r} 3 \\ + 1 \\ \hline \end{array}$$

$$\begin{array}{r} 4 \\ + 1 \\ \hline \end{array}$$

$$\begin{array}{r} 2 \\ + 2 \\ \hline \end{array}$$


$$\begin{array}{r} 3 \\ + 2 \\ \hline \end{array}$$

$$\begin{array}{r} 4 \\ + 2 \\ \hline \end{array}$$

NAME _____

DATE _____

Frog Line-Up



1 The frogs are lined up for the big race! Color the frogs so it's easy to tell them apart.

- Color the 1st frog green.
- Color the 4th frog brown.
- Color the 2nd frog yellow.
- Color the 5th frog red.
- Color the 3rd frog blue.
- Color the 6th frog black.

2 Here is the race track. Fill in the missing numbers.

1		3		5		7		9	
---	--	---	--	---	--	---	--	---	--

3 Color in the boxes on the track.

- Color the 1st box red.
- Color the 6th box blue.
- Color the 2nd box green.
- Color the 7th box red.
- Color the 3rd box blue.
- Color the 8th box green.
- Color the 4th box red.
- Color the 9th box blue.
- Color the 5th box green.

4 What color should the 10th box be? _____ Color it in!

5 Add.

$$\begin{array}{r} 0 \\ + 0 \\ \hline \end{array}$$

$$\begin{array}{r} 0 \\ + 1 \\ \hline \end{array}$$

$$\begin{array}{r} 1 \\ + 1 \\ \hline \end{array}$$

$$\begin{array}{r} 2 \\ + 1 \\ \hline \end{array}$$

$$\begin{array}{r} 2 \\ + 2 \\ \hline \end{array}$$

$$\begin{array}{r} 2 \\ + 3 \\ \hline \end{array}$$

$$\begin{array}{r} 3 \\ + 3 \\ \hline \end{array}$$

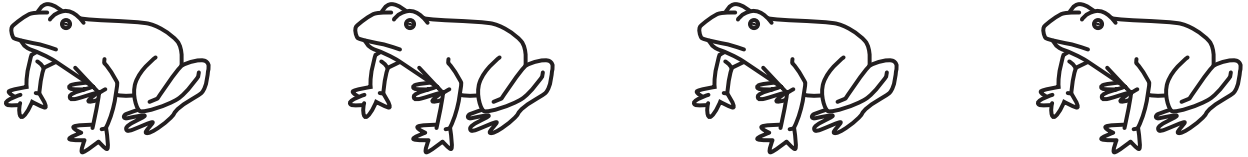
NAME _____

DATE _____

Frog Subtraction


1 Color the frogs. Trace the numbers or symbols. Write a subtraction sentence to match the picture.

Color 4 frogs green. Cross out 2 of them.



4 ... 2 _____

Color 5 frogs red. Cross out 1 of them.



5 ... 1 _____

Color 6 frogs brown. Cross out 3 of them.



.....

2 Subtract.

$$\begin{array}{r} 2 \\ -1 \\ \hline \end{array}$$

$$\begin{array}{r} 3 \\ -2 \\ \hline \end{array}$$

$$\begin{array}{r} 4 \\ -2 \\ \hline \end{array}$$

$$\begin{array}{r} 5 \\ -3 \\ \hline \end{array}$$

$$\begin{array}{r} 5 \\ -4 \\ \hline \end{array}$$

$$\begin{array}{r} 6 \\ -1 \\ \hline \end{array}$$

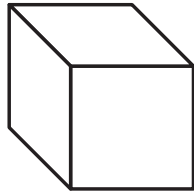
$$\begin{array}{r} 6 \\ -2 \\ \hline \end{array}$$

NAME _____

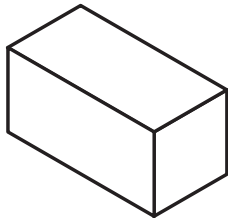

DATE _____

Match the Shapes

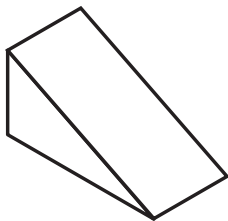

Draw lines to match the shapes.



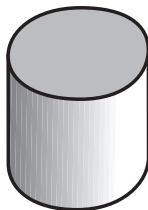
cube



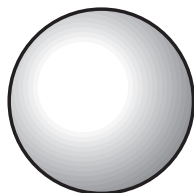

rectangular prism



triangular prism



cylinder



sphere

