

SPANISH-4-YOU

www.spanish-4-you.com

info@spanish-4-you.com

Spanish Workbook IA K-3rd

(Preliminary lesson-free!)

Please read Introduction on page 3

Table of Contents:

	<u>Page</u>
Introduction for Parents	3
Testimonials	4
Introduction for Students	6
Preliminary Lesson	
Basic School Objects/Commands	8
Lesson 1A	
Greetings	17
Lesson 1B	
People	27
Lesson 2	
Colors	43
Lesson 3	
Pets	58
Lesson 4	
Numbers 1-10	77
Lesson 5	
Farm Animals	95

Introduction for Teachers/Parents

¡HOLA!

Thank you for downloading our complimentary **Spanish-4-You K-3rd** lesson.

This preliminary material is part of a comprehensive teaching program which includes hundreds of ‘ready-to-teach’ lessons, beautiful original color illustrations, coloring pages, songs and bingo games. This program was created from scratch and perfected by years of use with hundreds of students. In all our pdf lessons, we include many ‘**Notes for teachers and parents**’ with tips on how to teach certain concepts, ideas for fun activities to practice oral skills, and even where to find the same materials we use. It is imperative that the children are taught using the immersion method, where not a word of English is ever spoken.

If you like our simple, clear and concise teaching approach and would like more fun **K-3rd Spanish lessons** or supplemental materials, take the next step and visit our **Shop** to see what we have to offer. Experience the quality teaching which has earned us a solid **5** star rating on **Yelp**.

<http://www.spanish-4-you.com/shopk-3rd.html>

We welcome your feedback, so please email us with questions, comments or suggestions.

Happy Teaching,

Laura Zayas

Director

Spanish-4-You

lzayas@spanish-4-you.com

SPANISH-4-YOU

Some Testimonials from Parents

“The director, Laura Zayas, has created customized classes for our elementary after-school enrichment program for grades K-5. Our program is now in its third year and continues to expand and evolve. The high quality teaching materials focus on games, coloring and fun activities for children. They maintain a low student-to-teacher ratio and children are grouped according to learning level. Laura is always flexible and responsive with students and parents. She gives personal attention to the children and classroom dynamics and hires wonderful teachers to deliver her curriculum. I am thankful my daughter has the benefit of this program in her school.”

**Shelley Siegel • Testimonial written when child was 8 years old
Roosevelt Elementary School • Santa Monica, CA**

“Claire is absolutely loving the class! She is so enthusiastic and wants to do her Spanish homework every night! She is running around saying (and doing) "toca la puerta! toca la silla!" It is night and day from her experience last year. I don't think she really retained anything from last year; she is definitely enjoying it.”

**Therese Kelly • Testimonial written when child was 7 years old
Muir Elementary School • Santa Monica, CA**

“Bethan is having fun in her Spanish class! When I came to collect her from Crest last Thursday, she greeted me singing a song that she'd learned earlier in the class. It made me smile:) The class she did last summer was very basic, learning colors, numbers, movement words & some songs. Nothing like what is in her book that she brought home from your class. We're planning to sign her up again for the Spanish Class in the fall. Both my husband & I feel it's a language that she needs to learn & this is a great age for her to start. We are so pleased that it's offered at our school. Thank You!”

**Anne Holmes • Testimonial written when child was 7 years old
McKinley Elementary School • Santa Monica, CA**

“It was my pleasure to help you Profesora Laura! I enjoyed the time I was there and I am so flattered that you sent me a photo of Julian. I love it and I love the project they did. Thank you for all your hard work. I will continue working with him and on my own Spanish as well. Our school is so happy you are with us!”

**Robyn Reinhart, Teacher • Testimonial written when child was 6 years old
Van Gogh Elementary School • Granada Hills, CA**

“**Spanish-4-You** is phenomenal. Laura has created a program that makes learning a second language fun. My kids have listened to me speak Spanish - albeit poorly - for years. I have tried everything I could think of to interest them in learning the language. They always thought of it as a chore and they were resistant to it, even though they live in Los Angeles where people are speaking the language around them every day. Then I discovered Laura's program. My kids adore their teacher, she turns vocabulary into collages and skits and hands-on games. They look forward to their lessons and they have even started speaking Spanish around the house. I cannot recommend **Spanish-4-You** enough. Laura is professional, thoughtful, accommodating, and above all she has surrounded herself with great teachers.”

**Cara Natterson • Testimonial written when children were 7 and 8 years old
Thomas Dye School • Los Angeles, CA**

“I highly recommend the **Spanish-4-You** program. My 3 children expressed interest in learning Spanish. From the first lesson, the children have been exuberant about learning the language. The kids were able to speak within weeks in complete and accurate sentences, and with pleasure and confidence.”

**Anne Simon, MD • Testimonial written when children were 6, 8 and 9 years old
Mirman School for the Gifted • Los Angeles, CA**

“My children (twins age 8 and 5) have worked with Maestra Taylor for six months now and each class continues to be more fun than the last. **Spanish-4-You** makes learning Spanish incredibly fun through the use of songs, games, crafts, stories and more! We are so grateful to have such a wonderful partner in teaching our children Spanish! Our teacher brings everything we could need, is prompt, respectful and most of all great with our kids! ”

**Kate Rader • Testimonial written when children were 8 and 5 years old
Home-Schooled Children • Irvine, CA**

“My children and I have had a wonderful experience learning Spanish from Laura Zayas. She knows how to engage children according to their levels of understanding and development and always made the classes super fun for them. They looked forward to their classes each week and have gotten a great base of Spanish. Laura is extremely professional, as well as prepared, upbeat, interested and interesting. Her materials are very well done, allowing the children to color, do picture games, and learn vocabulary, verbs and expressions in subject categories. For my lessons, the story and following vocabulary and grammar exercises were well laid out well for learning.”

**Suzanne Saunders • Testimonial written when children were 7 and 8 years old
Home-Schooled Children • Laguna Beach, CA**

Introduction for Kids

Note to teacher/parent: Read this to the children slowly making sure they understand. Ask them if they have any questions.

Dear student:

We are excited you are going to be taking Spanish with us. It will be a lot of fun. In this workbook, we will study greetings, animals, colors and numbers, listen to pretty songs, sing and dance, do arts and crafts, and play games. The most important thing is that you will be learning a very useful language which will help you make new friends and also communicate when you travel to Spanish-speaking countries.

At first you won't understand a lot of what the teacher says but that's OK. Just make sure you pay attention to what it is said and repeat when you are asked to. In a few weeks you'll understand a lot more and at the end of the year you will understand everything! It is important to always study the new words you learn and to do your homework with the help of an adult.


It is also very important to be very polite at all times, with your classmates and teacher. These are four important words/phrases you need to know.

Sí: Yes **No:** No

Por favor: Please

Gracias: Thank You

Mi libro de español



(ask your mom/dad to put a picture of you here)

¡Hola!

Me llamo (Name)

Estudio en (School name)

¡Me gusta español!

Preliminary Lesson

Basic School Objects


Commands

I. VOCABULARY

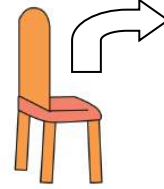
Commands:

You will hear these expressions a lot

Siéntate



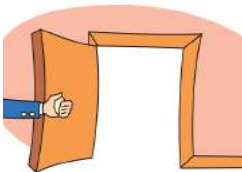
Párate



Ven aquí



Toca:



• la puerta



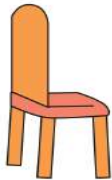
• el lápiz



• la mesa



• el papel




• la silla



• la mochila

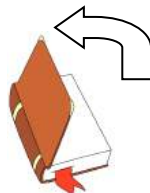


• el libro



• la pizarra

Abre el libro



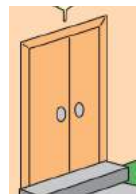
Cierra el libro



Abre la puerta



Cierra la puerta

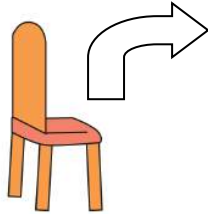


Now, let's practice these commands a little.

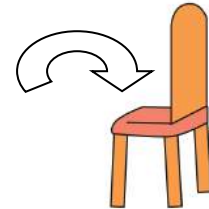
Everybody sit down...

Your teacher will practice these commands with you. Do not worry if you do not understand. Just look at what your teacher is doing and imitate.

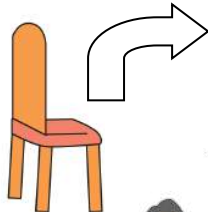
Párate



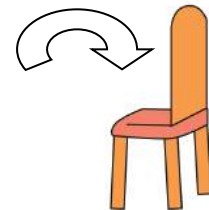
Siéntate



Párate



Siéntate



Ven aquí...



Toca:



•la mesa



•la puerta



•la silla



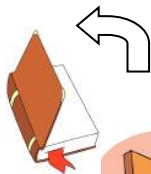
•el papel



•el lápiz



Abre el libro



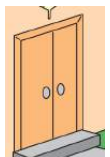
Cierra el libro



Abre la puerta



Cierra la puerta




II. WRITTEN EXERCISES

A. Match the object with the number



.....



.....



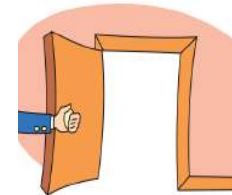
.....



.....




.....



.....



.....



.....

1. el papel

5. la silla

2. el libro

6. la pizarra

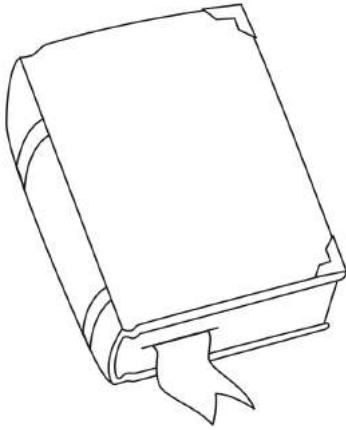
3. la mesa

7. el lápiz

4. la mochila

8. la puerta

B. Color the drawings and after you write the missing letters, say the words aloud.



el li...ro



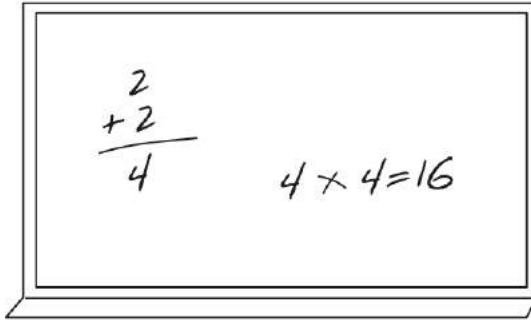
la me...a



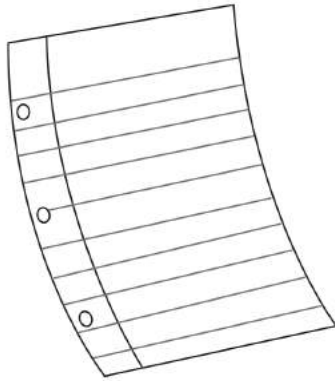
la ...illa



el lá...iz



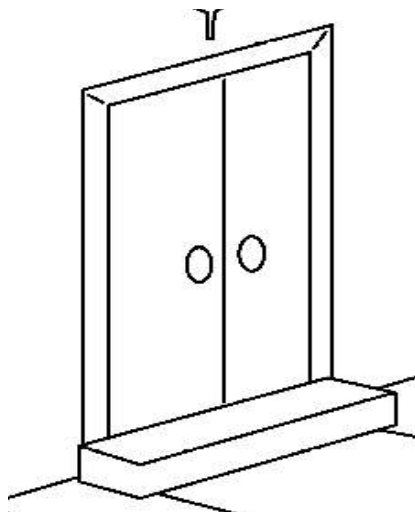
la pi...arra



el pa...el



la ...ochila



la pue...ta

III. ORAL EXERCISE

We will play a fun game to see how much Spanish you have learned.

Note to teacher/parent: Before the game, practice the commands again until the kids understand them well. Use these as examples:

Ven aquí • Siéntate/Párate • Abre el libro/Cierra el libro
Toca... la puerta/la mesa/el papel/el libro/el lápiz

Do what the teacher says...

Note to teacher/parent: For the game, make sure you give commands fast and animatedly. Kids love it!

Ven aquí

Siéntate • Párate

Toca el libro • Abre el libro • Cierra el libro

Toca la puerta • Abre la puerta • Cierra la puerta

Siéntate • Párate

Toca la mesa

Toca el lápiz

Siéntate • Párate

Toca la mochila • Abre la mochila • Cierra la mochila

Toca el papel

Ven aquí

Toca la pizarra


Toca la silla

Siéntate en la silla

IV. COMMANDS/OBJECTS BINGO

Instructions:

Your teacher will say a command or the name of an object in Spanish and you have to put a chip on top of picture. Whoever makes 2 horizontal, vertical or diagonal lines first, and shouts Bingo, wins!




Note to teacher/parent: There is a set of 6 different bingo cards for this lesson in our **K-3rd Shop**.

V. MINI-FLASHCARDS

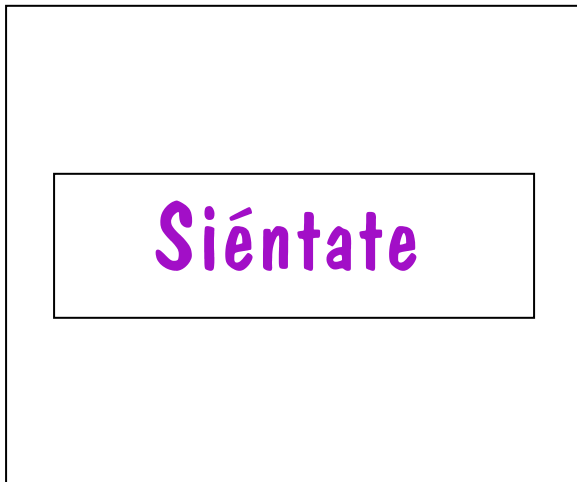
Instructions:

Help children cut the flashcard labels and glue them on flashcards to practice memorization. Glue the Spanish on one side, and the English on the other.

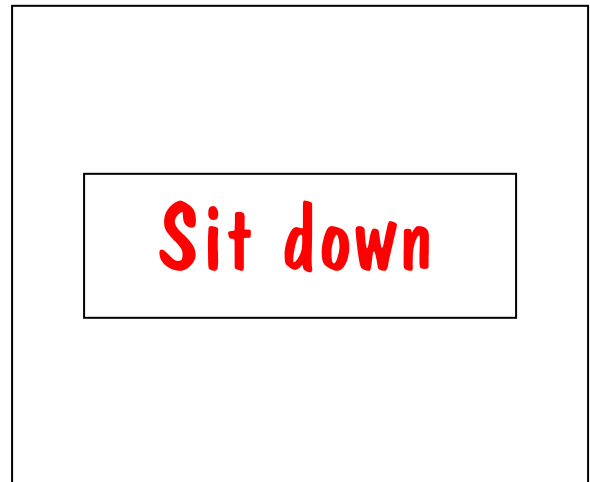
Example:



Front



Back



School Objects & Commands

Sí/No	Yes/No
Por favor/Gracias	Please/Thank you
Siéntate•Párate	Sit down•Stand up
Ven aquí	Come here
Toca...	Touch...
el libro	book
el papel	paper
el lápiz	pencil
la pizarra	board
la mesa	table
la silla	chair
la puerta	door
la mochila	backpack
Abre el libro/la puerta	Open the book/door
Cierra el libro/la puerta	Close the book/door