

ABIM invites diplomates to help develop the Internal Medicine MOC blueprint

Based on feedback from physicians that MOC assessments should better reflect what they see in practice, in 2015 the American Board of Internal Medicine (ABIM) invited certified general internists to provide ratings of the relative frequency and importance of blueprint topics in practice.

This review process, which resulted in a new MOC exam blueprint, will be used on a periodic basis to inform and update all MOC assessments created by ABIM, including the Knowledge Check-In introduced in 2018. No matter what form ABIM's assessments ultimately take, they will need to be informed by front-line clinicians sharing their perspective on what is important to know.

A sample of over 300 physicians, similar to the total invited population of internists in age, time spent in direct patient care, and practice setting, provided the blueprint topic ratings. The ABIM Internal Medicine Exam Committee and Internal Medicine Board have used this feedback to update the blueprint for MOC assessments (beginning with the Fall 2015 administration of the 10-year MOC exam).

To inform how exam content should be distributed across the major blueprint content categories, ABIM considered the average respondent ratings of topic frequency and importance in each of the content categories. A second source of information was the relative frequency of patient conditions in the content categories, as seen by certified Internists and documented by national health care data (described further under *Content distribution* below).

To determine prioritization of specific exam content within each major medical content category, ABIM used the respondent ratings of topic frequency and importance to set thresholds for these parameters in the exam assembly process (described further under *Detailed content outline* below).

Purpose of the Internal Medicine MOC exam

MOC assessments are designed to evaluate whether a certified internist has maintained competence and currency in the knowledge and judgment required for practice. The MOC assessments emphasize diagnosis and management of prevalent conditions, particularly in areas where practice has changed in recent years. As a result of the blueprint review by ABIM diplomates, the assessments place less emphasis on rare conditions and focus more on situations in which physician intervention can have important consequences for patients. For conditions that are usually managed by other specialists, the focus is on recognition rather than on management.

Exam format

The traditional 10-year exam comprises up to 220 single-best-answer multiple-choice questions, of which 50 are new questions that do not count in the examinee's score. The Knowledge Check-In comprises about 90 single-best-answer multiple-choice questions, of which a small portion are new questions that do not count in the examinee's score. More information on how exams are developed can be found at abim.org/about/exam-information/exam-development.aspx.

Examinees taking the traditional 10-year MOC exam will have access to an external resource (e.g., UpToDate®) for the entire exam. Examinees taking the Knowledge Check-In will have access to an external resource for their entire exam. Most questions describe clinical scenarios and ask about the work done (that is, tasks performed) by physicians in the course of practice:

- **Diagnosis:** making a diagnosis or identifying an underlying condition
- **Testing:** ordering tests for diagnosis, staging, or follow-up
- **Treatment/Care Decisions:** recommending treatment or other patient care
- **Risk Assessment/Prognosis/Epidemiology:** assessing risk, determining prognosis, and applying principles from epidemiologic studies
- **Pathophysiology/Basic Science:** understanding the pathophysiology of disease and basic science knowledge applicable to patient care

Reflecting the overall predominance of office-based internal medicine practice, most questions describe patient encounters that take place in outpatient settings; some encounters will occur in hospital or other inpatient settings as most general internists provide patient care in these settings as well.

Clinical information presented may include patient photographs, radiographs, electrocardiograms, and other media to illustrate relevant patient findings.

Tutorials for the traditional 10-year MOC exam and for the Knowledge Check-In, including examples of ABIM exam question format, can be found at abim.org/maintenance-of-certification/exam-information/internal-medicine/exam-tutorial.aspx.

Content distribution

Listed below are the major medical content categories that define the domain for the Internal Medicine MOC exam and Knowledge Check-In. The relative distribution of content is expressed as a percentage of the total exam. To determine the content distribution, ABIM considered the average respondent ratings of topic frequency and importance.

MEDICAL CONTENT CATEGORY	Target %
Allergy and Immunology	2%
Cardiovascular	15%
Dermatology	3%
Endocrinology, Diabetes, and Metabolism	10%
Gastroenterology	10%
Geriatric Syndromes	3%
Hematology	4%
Infectious Disease	10%
Medical Oncology	6%
Miscellaneous	1%
Nephrology and Urology	6%
Neurology	4%
Obstetrics and Gynecology	3%
Ophthalmology	1%
Otolaryngology and Dental Medicine	1%
Psychiatry	3%
Pulmonary Disease	8%
Rheumatology and Orthopedics	10%
Total	100%

To cross-validate these self-reported ratings, ABIM also considered the relative frequency of conditions seen in patients from the National Ambulatory Medical Care Survey (NAMCS) and the National Hospital Discharge Survey (NHDS) by a cohort of certified internists. Informed by these data, the Internal Medicine Exam Committee and Internal Medicine Board have established the content category targets.

The Internal Medicine MOC assessments may cover other dimensions of medicine as applicable to the medical content categories, such as critical care medicine, preventive medicine, women's health, clinical epidemiology, ethics, nutrition, palliative and end-of-life care, occupational medicine, patient safety, and substance use disorders.

How the blueprint ratings are used to assemble the MOC assessments

Blueprint reviewers provided ratings of relative frequency in practice for each of the detailed content topics in the blueprint and provided ratings of the relative importance of the topics for each of the tasks described in *Exam format* above. In rating importance, reviewers were asked to consider factors such as the following:

- High risk of a significant adverse outcome
- Cost of care and stewardship of resources
- Common errors in diagnosis or management
- Effect on population health
- Effect on quality of life
- When failure to intervene by the physician deprives a patient of significant benefit

Frequency and importance were rated on a three-point scale corresponding to low, medium, or high. The median importance ratings are reflected in the *Detailed content outline* below.

The Internal Medicine Exam Committee and Internal Medicine Board, in partnership with the physician community, have set the following parameters for selecting MOC assessment questions according to the blueprint review ratings:


- At least 75% of exam questions will address high-importance content (indicated in green)
- No more than 25% of exam questions will address medium-importance content (indicated in yellow)
- No exam questions will address low-importance content (indicated in red)


Independent of the importance and task ratings, no more than 18% of exam questions will address low-frequency content (indicated by "LF" following the topic description).


The content selection priorities below are subject to change in response to future blueprint review.

Note: The same topic may appear in more than one medical content category.

Detailed Content Outline for the Internal Medicine MOC Exam and Knowledge Check-In

 – **High Importance:** At least 75% of exam questions will address topics and tasks with this designation.



 – **Medium Importance:** No more than 25% of exam questions will address topics and tasks with this designation.

 – **Low Importance:** No exam questions will address topics and tasks with this designation.








LF – Low Frequency: No more than 18% of exam questions will address topics with this designation, regardless of task or importance.

ALLERGY AND IMMUNOLOGY (2% of exam)	Diagnosis	Testing	Treatment/ Care Decisions	Risk Assessment/ Prognosis/ Epidemiology	Pathophysiology/ Basic Science
---	-----------	---------	------------------------------	--	-----------------------------------

ANAPHYLAXIS (<2% of exam)

Aspirin idiosyncrasy	LF					
Stinging insect hypersensitivity						
Desensitization therapy	LF					
Serum sickness*						
Undifferentiated anaphylaxis*						

ASTHMA (<2% of exam)

Exercise- and cold-induced asthma						
Allergic bronchopulmonary aspergillosis	LF					
Nasal polyps and aspirin sensitivity						
Occupational asthma						
Asthma and pregnancy	LF					
Asthma mimics (including vocal cord dysfunction)	LF					
Undifferentiated asthma						

RHINITIS/SINUSITIS/CONJUNCTIVITIS (<2% of exam)

Allergic rhinitis						
Acute and chronic sinusitis						
Allergic conjunctivitis						
Upper airway cough syndrome						

✔ – **High Importance:** At least 75% of exam questions will address topics and tasks with this designation.

⚠ – **Medium Importance:** No more than 25% of exam questions will address topics and tasks with this designation.

✘ – **Low Importance:** No exam questions will address topics and tasks with this designation.

LF – Low Frequency: No more than 18% of exam questions will address topics with this designation, regardless of task or importance.

ALLERGY AND IMMUNOLOGY continued... (2% of exam)	Diagnosis	Testing	Treatment/ Care Decisions	Risk Assessment/ Prognosis/ Epidemiology	Pathophysiology/ Basic Science
---	-----------	---------	------------------------------	--	-----------------------------------

FOOD ALLERGY (<2% of exam)

Food allergy	⚠	⚠	⚠	⚠	⚠
--------------	---	---	---	---	---

URTICARIA AND ANGIOEDEMA (<2% of exam)

Hereditary angioedema	LF	⚠	⚠	⚠	⚠	⚠
Drug-induced urticaria and angioedema		✔	⚠	✔	⚠	⚠
Transfusion-related urticaria or anaphylaxis		⚠	⚠	⚠	✘	✘
Contrast-related allergy		✔	⚠	✔	⚠	⚠

SKIN DISORDERS (<2% of exam)

Atopic dermatitis		✔	⚠	✔	⚠	⚠
Contact dermatitis		✔	⚠	✔	⚠	⚠

DRUG ALLERGY OTHER THAN DRUG-INDUCED URTICARIA AND ANGIOEDEMA (<2% of exam)

Drug allergy other than drug-induced urticaria and angioedema	LF	⚠	⚠	⚠	⚠	⚠
---	----	---	---	---	---	---

PRIMARY IMMUNODEFICIENCY DISORDERS (<2% of exam)

Antibody deficiency (common variable immunodeficiency)	LF	⚠	✘	✘	✘	✘
Cellular immunodeficiency other than human immunodeficiency virus (HIV) infection	LF	✘	✘	✘	✘	✘
Complement deficiency	LF	⚠	⚠	✘	✘	✘
Primary humoral immunodeficiency*		✔	✔	⚠	⚠	⚠

ALLERGIC COMPLICATIONS OF TRANSFUSIONS (<2% of exam)

Hemolytic transfusion reactions	LF	⚠	⚠	⚠	⚠	⚠
Transfusion-related acute lung injury	LF	⚠	⚠	⚠	⚠	✘
Transfusion-related urticaria and anaphylaxis	LF	⚠	⚠	⚠	✘	✘

✔ – **High Importance:** At least 75% of exam questions will address topics and tasks with this designation.

⚡ – **Medium Importance:** No more than 25% of exam questions will address topics and tasks with this designation.

✘ – **Low Importance:** No exam questions will address topics and tasks with this designation.

LF – **Low Frequency:** No more than 18% of exam questions will address topics with this designation, regardless of task or importance.

ALLERGY AND IMMUNOLOGY <i>continued...</i> (2% of exam)		Diagnosis	Testing	Treatment/ Care Decisions	Risk Assessment/ Prognosis/ Epidemiology	Pathophysiology/ Basic Science
--	--	------------------	----------------	--------------------------------------	---	---

AUTOIMMUNE SYSTEMIC DISORDERS (INCLUDING IgG4-RELATED DISORDER) (<2% of exam)

Mastocytosis	LF	✘	✘	✘	✘	✘
Allergic interstitial nephritis	LF	⚡	⚡	⚡	✘	⚡
Eosinophilic esophagitis	LF	⚡	✘	⚡	✘	✘
Eosinophilic pneumonia	LF	⚡	✘	✘	✘	✘
Eosinophilic granulomatosis with polyangiitis (Churg–Strauss syndrome)	LF	⚡	✘	✘	✘	✘
Hypersensitivity pneumonitis	LF	⚡	⚡	⚡	✘	✘

CARDIOVASCULAR DISEASE (15% of exam)		Diagnosis	Testing	Treatment/ Care Decisions	Risk Assessment/ Prognosis/ Epidemiology	Pathophysiology/ Basic Science
--	--	------------------	----------------	--------------------------------------	---	---

HYPERTENSION (5% of exam)

NOTE: This total includes the **Hypertension** content listed under **Endocrinology, Diabetes, and Metabolism** and **Nephrology and Urology**

Essential hypertension		✔	✔	✔	✔	✔
Renal (including renal parenchymal and renovascular)		✔	✔	✔	⚡	⚡
Coarctation of the aorta	LF	⚡	⚡	⚡	⚡	⚡
Hypertensive urgency and emergency		✔	✔	✔	✔	⚡
Undifferentiated hypertension		✔	✔	✔	✔	⚡

PERICARDIAL DISEASE (<2% of exam)

Pericarditis	LF	✔	✔	⚡	⚡	⚡
Pericardial effusion	LF	✔	✔	✔	⚡	⚡
Constrictive pericarditis	LF	⚡	⚡	⚡	⚡	⚡

ISCHEMIC HEART DISEASE (<2% of exam)

Stable angina pectoris		✔	✔	✔	✔	✔
Acute coronary syndrome (ACS)		✔	✔	✔	✔	✔
ACS complications		✔	✔	✔	✔	⚡

✔ – **High Importance:** At least 75% of exam questions will address topics and tasks with this designation.

⚠ – **Medium Importance:** No more than 25% of exam questions will address topics and tasks with this designation.

✘ – **Low Importance:** No exam questions will address topics and tasks with this designation.

LF – **Low Frequency:** No more than 18% of exam questions will address topics with this designation, regardless of task or importance.

CARDIOVASCULAR DISEASE <i>continued...</i> (15% of exam)	Diagnosis	Testing	Treatment/ Care Decisions	Risk Assessment/ Prognosis/ Epidemiology	Pathophysiology/ Basic Science
---	------------------	----------------	--------------------------------------	---	---

ISCHEMIC HEART DISEASE *continued...* (<2% of exam)

Heart failure from ischemic cardiomyopathy	✔	✔	✔	✔	✔
Evaluation of undiagnosed chest pain	✔	✔	✔	✔	⚠
Other ischemic heart disease (coronary artery disease and spasm) LF	⚠	⚠	⚠	⚠	⚠

DYSRHYTHMIAS AND CONDUCTION DEFECTS (<2% of exam)

Conduction defects	✔	✔	✔	✔	⚠
Bradyarrhythmias	✔	✔	✔	✔	⚠
Tachyarrhythmias	✔	✔	✔	✔	⚠
Other dysrhythmias (cardiac resuscitation)*	✔	✔	✔	✔	⚠

CONGENITAL HEART DISEASE IN ADULTS (<2% of exam)

Atrial septal defect and patent foramen ovale LF	⚠	⚠	⚠	⚠	⚠
Bicuspid aortic valve LF	⚠	⚠	⚠	⚠	⚠
Other congenital heart disease (patent ductus arteriosus, ventricular septal defect, pulmonic stenosis) LF	⚠	⚠	⚠	⚠	⚠

VALVULAR HEART DISEASE (<2% of exam)

Aortic stenosis	✔	✔	✔	✔	⚠
Aortic regurgitation	✔	✔	⚠	⚠	⚠
Mitral regurgitation	✔	✔	✔	⚠	⚠
Mitral stenosis LF	✔	✔	⚠	⚠	⚠
Prosthetic heart valve	✔	✔	✔	⚠	⚠

MYOCARDIAL DISEASE (<2% of exam)

Heart failure with preserved ejection fraction (HFpEF)	✔	✔	✔	✔	✔
Myocarditis LF	⚠	⚠	⚠	⚠	⚠
Hypertrophic cardiomyopathy with and without obstruction LF	⚠	⚠	⚠	⚠	⚠

✔ – **High Importance:** At least 75% of exam questions will address topics and tasks with this designation.

⚡ – **Medium Importance:** No more than 25% of exam questions will address topics and tasks with this designation.

✘ – **Low Importance:** No exam questions will address topics and tasks with this designation.

LF – Low Frequency: No more than 18% of exam questions will address topics with this designation, regardless of task or importance.

CARDIOVASCULAR DISEASE <i>continued...</i> (15% of exam)		Diagnosis	Testing	Treatment/ Care Decisions	Risk Assessment/ Prognosis/ Epidemiology	Pathophysiology/ Basic Science
---	--	------------------	----------------	--------------------------------------	---	---

MYOCARDIAL DISEASE (<2% of exam)

Restrictive cardiomyopathy	LF	⚡	⚡	⚡	⚡	⚡
Dilated cardiomyopathy	LF	⚡	⚡	⚡	⚡	⚡
Cor pulmonale		✔	✔	⚡	⚡	⚡
Undifferentiated myocardial disease*		⚡	⚡	⚡	⚡	⚡

ENDOCARDITIS AND OTHER CARDIOVASCULAR INFECTION (<2% of exam)

Endocarditis	LF	✔	✔	✔	⚡	⚡
Infections of the pericardial space	LF	⚡	⚡	⚡	✘	✘
Endocarditis prophylaxis		✔	⚡	✔	✔	⚡
Undifferentiated cardiovascular infection*		⚡	⚡	⚡	⚡	✘

VASCULAR DISEASE (<2% of exam)

Carotid artery disease		✔	✔	✔	✔	⚡
Aorta		✔	✔	✔	⚡	⚡
Peripheral arterial disease		✔	✔	✔	✔	⚡
Pulmonary vascular disease		✔	⚡	⚡	⚡	⚡
Venous disease of the lower extremities		✔	✔	✔	✔	⚡
Superior vena cava syndrome (not due to cancer)	LF	⚡	⚡	⚡	✘	✘

SYNCOPE (<2% of exam)

Neurocardiogenic syncope (vasovagal syncope)		✔	✔	✔	✔	✔
Situational syncope (including cough syncope and micturition syncope)		✔	✔	✔	✔	⚡
Postural hypotension		✔	✔	✔	✔	✔

✔ – **High Importance:** At least 75% of exam questions will address topics and tasks with this designation.

⚠ – **Medium Importance:** No more than 25% of exam questions will address topics and tasks with this designation.

✘ – **Low Importance:** No exam questions will address topics and tasks with this designation.

LF – Low Frequency: No more than 18% of exam questions will address topics with this designation, regardless of task or importance.

CARDIOVASCULAR DISEASE <i>continued...</i> (15% of exam)	Diagnosis	Testing	Treatment/ Care Decisions	Risk Assessment/ Prognosis/ Epidemiology	Pathophysiology/ Basic Science
---	-----------	---------	------------------------------	--	-----------------------------------

PREOPERATIVE CONSULTATION (<2% of exam)

No testing required	✔	✔	✔	✔	⚠
Testing indicated	✔	✔	✔	✔	⚠

LIPID DISORDERS (<2% of exam)

Lipid disorders	✔	✔	✔	✔	✔
-----------------	---	---	---	---	---

ANTITHROMBOTIC THERAPY IN CARDIOVASCULAR DISEASE (<2% of exam)

Antithrombotic therapy in cardiovascular disease	✔	✔	✔	✔	⚠
--	---	---	---	---	---

MISCELLANEOUS CARDIOVASCULAR DISEASE (PHYSICAL EXAMINATION FINDINGS, MURMURS) (<2% of exam)

Miscellaneous cardiovascular disease (physical examination findings, murmurs) LF	⚠	⚠	⚠	⚠	✘
---	---	---	---	---	---

DERMATOLOGY (3% of exam)	Diagnosis	Testing	Treatment/ Care Decisions	Risk Assessment/ Prognosis/ Epidemiology	Pathophysiology/ Basic Science
------------------------------------	-----------	---------	------------------------------	--	-----------------------------------

DERMATITIS (ECZEMAS) (<2% of exam)

Atopic dermatitis	✔	⚠	✔	⚠	⚠
Contact dermatitis	✔	⚠	✔	⚠	⚠
Photodermatitis LF	⚠	⚠	⚠	⚠	✘
Stasis dermatitis	✔	⚠	✔	⚠	⚠
Hand dermatitis	✔	⚠	✔	⚠	✘
Drug eruptions	✔	⚠	✔	⚠	⚠
Nummular dermatitis LF	⚠	✘	⚠	✘	✘
Exfoliative dermatitis (erythroderma, not including mycosis fungoides) LF	⚠	✘	⚠	⚠	✘
Seborrheic dermatitis	✔	⚠	✔	⚠	✘

DERMATOLOGIC IMMUNOLOGY (<2% of exam)

Urticaria and angioedema	✔	⚠	✔	⚠	⚠
Leukocytoclastic vasculitis LF	⚠	⚠	✘	✘	✘

✔ – **High Importance:** At least 75% of exam questions will address topics and tasks with this designation.

⚠ – **Medium Importance:** No more than 25% of exam questions will address topics and tasks with this designation.

✘ – **Low Importance:** No exam questions will address topics and tasks with this designation.

LF – Low Frequency: No more than 18% of exam questions will address topics with this designation, regardless of task or importance.

DERMATOLOGY <i>continued...</i> (3% of exam)		Diagnosis	Testing	Treatment/ Care Decisions	Risk Assessment/ Prognosis/ Epidemiology	Pathophysiology/ Basic Science
--	--	------------------	----------------	--------------------------------------	---	---

VASCULAR DERMATOSES (<2% of exam)

Erythema multiforme	LF	✔	⚠	⚠	⚠	✘
Erythema nodosum	LF	✔	⚠	⚠	⚠	✘
Telangiectasia		⚠	⚠	⚠	⚠	✘
Leg ulcers		✔	⚠	✔	⚠	⚠

ACNE AND ROSACEA (<2% of exam)

Acne vulgaris		✔	⚠	✔	⚠	⚠
Rosacea		✔	✘	✔	⚠	⚠

PAPULOSQUAMOUS DERMATOSES (<2% of exam)

Psoriasis		✔	⚠	✔	⚠	⚠
Pityriasis rosea	LF	⚠	✘	⚠	⚠	✘
Lichen planus	LF	⚠	⚠	⚠	✘	✘

SKIN AND SOFT TISSUE INFECTIONS (<2% of exam)

Dermatophytes		✔	⚠	✔	⚠	⚠
Herpes zoster and varicella		✔	⚠	✔	✔	⚠
Viral exanthems other than varicella	LF	⚠	⚠	⚠	⚠	✘
Cellulitis		✔	✔	✔	⚠	⚠
Necrotizing soft tissue infections and gas gangrene	LF	✔	✔	✔	⚠	⚠
Lymphadenitis and lymphangitis	LF	⚠	⚠	⚠	⚠	✘
Ectoparasites (lice, scabies, and others)	LF	⚠	⚠	⚠	⚠	✘

VESICULOBULLOUS DERMATOSES (<2% of exam)

Pemphigus vulgaris	LF	✔	⚠	⚠	⚠	✘
Dermatitis herpetiformis	LF	⚠	⚠	⚠	⚠	✘

✔ – **High Importance:** At least 75% of exam questions will address topics and tasks with this designation.

⚠ – **Medium Importance:** No more than 25% of exam questions will address topics and tasks with this designation.

✘ – **Low Importance:** No exam questions will address topics and tasks with this designation.

LF – **Low Frequency:** No more than 18% of exam questions will address topics with this designation, regardless of task or importance.

DERMATOLOGY <i>continued...</i> (3% of exam)		Diagnosis	Testing	Treatment/ Care Decisions	Risk Assessment/ Prognosis/ Epidemiology	Pathophysiology/ Basic Science
--	--	------------------	----------------	--------------------------------------	---	---

PIGMENT DISORDERS (<2% of exam)

Vitiligo	LF	⚠	✘	⚠	✘	✘
Melasma (chloasma)	LF	⚠	✘	✘	✘	✘
Acanthosis nigricans	LF	⚠	⚠	⚠	⚠	✘
Xeroderma pigmentosa*		✘	✘	✘	✘	✘

PHOTOSENSITIVITY DERMATOSES (<2% of exam)

Porphyria cutanea tarda	LF	⚠	✘	✘	✘	✘
Photodermatitis		⚠	⚠	⚠	⚠	✘

ALOPECIA (<2% of exam)

Alopecia		⚠	⚠	⚠	⚠	✘
----------	--	---	---	---	---	---

NODULES AND TUMORS OF THE SKIN (<2% of exam)

Seborrheic keratosis		✔	✘	⚠	⚠	⚠
Actinic keratosis		✔	⚠	✔	⚠	⚠
Warts, corns and skin tags		✔	⚠	✔	⚠	⚠
Squamous cell carcinoma of the skin		✔	✔	✔	✔	⚠
Basal cell carcinoma of the skin		✔	✔	✔	✔	⚠
Melanoma and nevi		✔	✔	✔	✔	⚠
Mycosis fungoides	LF	⚠	⚠	⚠	⚠	✘
Other nodules and tumors of the skin (dermatofibroma)*		⚠	✘	✘	✘	✘

NUTRITIONAL DISORDERS, CUTANEOUS MANIFESTATIONS (<2% of exam)

Vitamin C deficiency and scurvy	LF	⚠	⚠	⚠	✘	✘
Niacin deficiency*		⚠	⚠	⚠	⚠	⚠
Other nutritional disorders of skin*		⚠	⚠	⚠	⚠	✘

DISORDERS OF THE NAILS (<2% of exam)

Disorders of the nails		⚠	⚠	⚠	⚠	✘
------------------------	--	---	---	---	---	---

✔ – **High Importance:** At least 75% of exam questions will address topics and tasks with this designation.

⚠ – **Medium Importance:** No more than 25% of exam questions will address topics and tasks with this designation.

✘ – **Low Importance:** No exam questions will address topics and tasks with this designation.

LF – Low Frequency: No more than 18% of exam questions will address topics with this designation, regardless of task or importance.

DERMATOLOGY <i>continued...</i> (3% of exam)		Diagnosis	Testing	Treatment/ Care Decisions	Risk Assessment/ Prognosis/ Epidemiology	Pathophysiology/ Basic Science
--	--	------------------	----------------	--------------------------------------	---	---

ENVIRONMENTAL INJURY OF SKIN (<2% of exam)

Frostbite	LF	⚠	✘	⚠	⚠	✘
Burns	LF	✔	⚠	✔	⚠	⚠

PRESSURE ULCERS (<2% of exam)

Pressure ulcers		✔	⚠	✔	✔	⚠
Undifferentiated dermatology*		✘	✘	✘	✘	✘

ENDOCRINOLOGY, DIABETES, AND METABOLISM (10% of exam)		Diagnosis	Testing	Treatment/ Care Decisions	Risk Assessment/ Prognosis/ Epidemiology	Pathophysiology/ Basic Science
---	--	------------------	----------------	--------------------------------------	---	---

ADRENAL DISORDERS (<2% of exam)

Primary aldosteronism and mineralocorticoid excess	LF	⚠	⚠	⚠	⚠	⚠
Adrenal insufficiency	LF	✔	✔	✔	⚠	⚠
Pheochromocytoma	LF	✔	✔	⚠	⚠	⚠

THYROID DISORDERS (<2% of exam)

Hyperthyroidism		✔	✔	✔	✔	✔
Hypothyroidism		✔	✔	✔	✔	✔
Thyroiditis (not Hashimoto's or peripartum)	LF	⚠	⚠	⚠	⚠	⚠
Thyroid nodules and thyroid cancer		✔	✔	⚠	⚠	⚠
Euthyroid sick syndrome		⚠	⚠	⚠	⚠	⚠
Thyroid storm*		✔	✔	✔	✔	✔

HYPERTENSION (5% of exam)

NOTE: This total includes the **Hypertension** content listed under **Cardiovascular Disease** and **Nephrology and Urology**

Essential hypertension		✔	✔	✔	✔	✔
Renal artery stenosis	LF	⚠	⚠	⚠	⚠	⚠
Cushing's disease	LF	⚠	⚠	⚠	⚠	⚠

✔ – **High Importance:** At least 75% of exam questions will address topics and tasks with this designation.

⚠ – **Medium Importance:** No more than 25% of exam questions will address topics and tasks with this designation.

✘ – **Low Importance:** No exam questions will address topics and tasks with this designation.

LF – **Low Frequency:** No more than 18% of exam questions will address topics with this designation, regardless of task or importance.

ENDOCRINOLOGY, DIABETES, AND METABOLISM <i>continued...</i> (10% of exam)	Diagnosis	Testing	Treatment/ Care Decisions	Risk Assessment/ Prognosis/ Epidemiology	Pathophysiology/ Basic Science
---	-----------	---------	------------------------------	--	-----------------------------------

LIPID DISORDERS (<2% of exam)

Hypercholesterolemia	✔	✔	✔	✔	✔
Hypertriglyceridemia (not including chylomicronemia)	✔	✔	✔	✔	⚠
Chylomicronemia syndrome LF	⚠	⚠	✘	✘	✘
Diet and hyperlipidemia	✔	✔	✔	✔	✔

OVARIAN DISORDERS AND FEMALE REPRODUCTIVE HEALTH (<2% of exam)

Polycystic ovary syndrome	⚠	⚠	⚠	⚠	⚠
Amenorrhea LF	⚠	⚠	⚠	⚠	⚠
Ovarian cancer LF	✔	✔	⚠	⚠	✘

TESTES AND MALE REPRODUCTIVE HEALTH (<2% of exam)

Male hypogonadism	✔	✔	⚠	⚠	⚠
Male infertility LF	⚠	⚠	✘	✘	✘
Erectile dysfunction	✔	✔	✔	⚠	⚠
Testicular carcinoma/tumors LF	✔	⚠	⚠	⚠	✘
Gynecomastia*	✔	✔	⚠	✔	✔

DIABETES MELLITUS (<2% of exam)

Type 1 diabetes mellitus	✔	✔	✔	✔	✔
Type 2 diabetes mellitus	✔	✔	✔	✔	✔
Diabetes mellitus and pregnancy LF	⚠	⚠	⚠	⚠	⚠
Complications of diabetes mellitus	✔	✔	✔	✔	✔

DISORDERS OF CALCIUM METABOLISM AND BONE (<2% of exam)

Hypercalcemia	✔	✔	✔	⚠	⚠
Hypocalcemia (not including vitamin D deficiency) LF	⚠	⚠	⚠	⚠	⚠
Hyperphosphatemia LF	⚠	⚠	⚠	✘	✘
Hypophosphatemia LF	⚠	⚠	⚠	✘	✘

✔ – **High Importance:** At least 75% of exam questions will address topics and tasks with this designation.

⚡ – **Medium Importance:** No more than 25% of exam questions will address topics and tasks with this designation.

✘ – **Low Importance:** No exam questions will address topics and tasks with this designation.

LF – **Low Frequency:** No more than 18% of exam questions will address topics with this designation, regardless of task or importance.

ENDOCRINOLOGY, DIABETES, AND METABOLISM <i>continued...</i> (10% of exam)		Diagnosis	Testing	Treatment/ Care Decisions	Risk Assessment/ Prognosis/ Epidemiology	Pathophysiology/ Basic Science
---	--	------------------	----------------	--------------------------------------	---	---

DISORDERS OF CALCIUM METABOLISM AND BONE *continued...* (<2% of exam)

Paget's disease	LF	⚡	⚡	⚡	⚡	✘
Osteoporosis		✔	✔	✔	✔	✔
Vitamin D deficiency and osteomalacia		✔	✔	✔	✔	⚡
Renal osteodystrophy	LF	⚡	⚡	⚡	⚡	⚡

HYPOTHALAMIC DISORDERS (<2% of exam)

Hypothalamic disorders	LF	⚡	⚡	⚡	⚡	⚡
------------------------	----	---	---	---	---	---

ANTERIOR PITUITARY DISORDERS (<2% of exam)

Pituitary tumors	LF	⚡	⚡	⚡	⚡	⚡
Hypopituitarism	LF	⚡	⚡	⚡	⚡	⚡

POSTERIOR PITUITARY DISORDERS AND WATER METABOLISM (<2% of exam)

Hypernatremia		✔	✔	✔	⚡	⚡
Hyponatremia		✔	✔	✔	✔	✔

ENDOCRINE TUMORS AND ENDOCRINE MANIFESTATIONS OF TUMORS (<2% of exam)

Insulinoma	LF	⚡	⚡	⚡	✘	✘
Vasoactive intestinal peptide (VIP)-secreting tumors	LF	⚡	✘	✘	✘	✘
Zollinger-Ellison syndrome (gastrinoma)	LF	⚡	⚡	⚡	✘	✘
Glucagon-secreting tumors	LF	⚡	✘	✘	✘	✘
Carcinoid syndrome	LF	⚡	⚡	⚡	✘	⚡
Malignancy-associated hypercalcemia	LF	✔	✔	⚡	⚡	⚡
Ectopic adrenocorticotrophic hormone (ACTH) due to tumor	LF	⚡	⚡	⚡	✘	✘
SIADH from tumor	LF	⚡	⚡	⚡	⚡	⚡
Undifferentiated endocrine tumors or manifestations of tumors*		⚡	✘	✘	✘	✘

✔ – **High Importance:** At least 75% of exam questions will address topics and tasks with this designation.

⚠ – **Medium Importance:** No more than 25% of exam questions will address topics and tasks with this designation.

✘ – **Low Importance:** No exam questions will address topics and tasks with this designation.

LF – Low Frequency: No more than 18% of exam questions will address topics with this designation, regardless of task or importance.

ENDOCRINOLOGY, DIABETES, AND METABOLISM <i>continued...</i> (10% of exam)	Diagnosis	Testing	Treatment/ Care Decisions	Risk Assessment/ Prognosis/ Epidemiology	Pathophysiology/ Basic Science
--	-----------	---------	------------------------------	--	-----------------------------------

HYPOGLYCEMIA NOT DUE TO INSULINOMA (<2% of exam)

Hypoglycemia not due to insulinoma	⚠	⚠	⚠	✘	✘
------------------------------------	---	---	---	---	---

POLYGLANDULAR DISORDERS (<2% of exam)

Multiple endocrine hypofunction LF	⚠	⚠	✘	✘	✘
------------------------------------	---	---	---	---	---

NUTRITIONAL DISORDERS (<2% of exam)

Obesity	✔	✔	✔	✔	✔
Parenteral nutrition LF	⚠	⚠	⚠	⚠	✘
Undifferentiated nutritional disorders*	⚠	⚠	⚠	⚠	✘

WOMEN'S HEALTH ENDOCRINE ISSUES (<2% of exam)

Women's health endocrine issues	⚠	⚠	⚠	⚠	✘
---------------------------------	---	---	---	---	---

GASTROENTEROLOGY (10% of exam)	Diagnosis	Testing	Treatment/ Care Decisions	Risk Assessment/ Prognosis/ Epidemiology	Pathophysiology/ Basic Science
--	-----------	---------	------------------------------	--	-----------------------------------

ESOPHAGEAL DISEASE (<2% of exam)

Gastroesophageal reflux	✔	✔	✔	✔	⚠
Barrett's esophagus	✔	✔	✔	✔	⚠
Esophageal carcinoma LF	✔	✔	⚠	⚠	⚠
Esophageal motility disorders	✔	✔	⚠	⚠	⚠
Medication-induced esophageal disorder	✔	⚠	⚠	⚠	⚠
Esophageal diverticula LF	⚠	⚠	⚠	✘	✘
Esophageal strictures and webs	⚠	⚠	⚠	⚠	⚠
Gastroesophageal varices	✔	✔	✔	✔	⚠

✔ – **High Importance:** At least 75% of exam questions will address topics and tasks with this designation.

⚠ – **Medium Importance:** No more than 25% of exam questions will address topics and tasks with this designation.

✘ – **Low Importance:** No exam questions will address topics and tasks with this designation.

LF – Low Frequency: No more than 18% of exam questions will address topics with this designation, regardless of task or importance.

GASTROENTEROLOGY <i>continued...</i> (10% of exam)	Diagnosis	Testing	Treatment/ Care Decisions	Risk Assessment/ Prognosis/ Epidemiology	Pathophysiology/ Basic Science
--	-----------	---------	------------------------------	--	-----------------------------------

ESOPHAGEAL DISEASE *continued...* (<2% of exam)

Infectious esophagitis (<i>Candida</i> , herpes simplex virus, cytomegalovirus)	LF	⚠	⚠	⚠	⚠	✘
Mallory-Weiss syndrome	LF	⚠	⚠	⚠	⚠	⚠
Other esophageal disease (eosinophilic esophagitis, esophageal rupture)	LF	⚠	✘	⚠	✘	✘

STOMACH AND DUODENAL DISEASE (<2% of exam)

<i>Helicobacter pylori</i> infection		✔	✔	✔	✔	⚠
Peptic ulcer disease other than <i>Helicobacter pylori</i> infection		✔	✔	✔	✔	⚠
Gastritis and gastropathy		✔	✔	✔	⚠	⚠
Stomach cancer	LF	✔	⚠	⚠	⚠	✘
Nonulcer dyspepsia		✔	✔	✔	⚠	⚠
Disorders of gastric emptying		⚠	✔	⚠	⚠	⚠
Menetrier's disease*		✘	✘	✘	✘	✘

SMALL INTESTINAL DISEASE (<2% of exam)

Celiac disease	LF	✔	⚠	⚠	⚠	⚠
Bacterial overgrowth syndrome	LF	⚠	⚠	⚠	⚠	⚠
Short bowel syndrome	LF	⚠	⚠	⚠	⚠	⚠
Mesenteric ischemia and ischemic colitis		✔	⚠	⚠	⚠	⚠
Crohn's disease including Crohn's colitis		✔	✔	✔	✔	⚠
Gastroenteritis other than antibiotic colitis		✔	✔	✔	⚠	⚠
Other small intestinal disease (diarrhea [osmotic, post-surgical, bile salt-induced, nocturnal], gastric bypass complications)	LF	⚠	⚠	⚠	⚠	⚠

✔ – **High Importance:** At least 75% of exam questions will address topics and tasks with this designation.

⚠ – **Medium Importance:** No more than 25% of exam questions will address topics and tasks with this designation.

✘ – **Low Importance:** No exam questions will address topics and tasks with this designation.

LF – Low Frequency: No more than 18% of exam questions will address topics with this designation, regardless of task or importance.

GASTROENTEROLOGY <i>continued...</i> (10% of exam)	Diagnosis	Testing	Treatment/ Care Decisions	Risk Assessment/ Prognosis/ Epidemiology	Pathophysiology/ Basic Science
--	------------------	----------------	--------------------------------------	---	---

COLONIC AND ANORECTAL DISEASE (<2% of exam)

Colorectal cancer	✔	✔	✔	✔	⚠
Colon polyposis syndrome and other genetic colon cancer syndromes	LF ⚠	⚠	⚠	⚠	⚠
Screening for colorectal cancer other than colon polyposis syndromes	✔	✔	✔	✔	⚠
Diverticular disease	✔	✔	✔	✔	⚠
Ulcerative colitis	✔	✔	✔	⚠	⚠
Irritable bowel syndrome	✔	✔	✔	⚠	⚠
Hemorrhoids and fissures	✔	✔	✔	⚠	⚠
Antibiotic colitis	✔	✔	✔	✔	⚠
Acute appendicitis	✔	✔	✔	⚠	⚠
Radiation colitis	LF ⚠	⚠	⚠	⚠	✘
Other colonic and anorectal disease (constipation, fecal incontinence, neutropenic and lymphocytic colitis)	LF ⚠	⚠	⚠	⚠	✘

PANCREATIC DISEASE (<2% of exam)

Acute pancreatitis (including autoimmune pancreatitis)	✔	✔	✔	✔	⚠
Chronic pancreatitis	⚠	⚠	⚠	⚠	⚠
Pancreatic carcinoma	LF ✔	✔	⚠	⚠	⚠
Cystic fibrosis	LF ⚠	⚠	⚠	✘	✘
Neuroendocrine tumors of the pancreas	LF ⚠	⚠	⚠	⚠	⚠
Infections of the pancreas and pancreatic abscess	LF ⚠	⚠	⚠	⚠	✘
Undifferentiated pancreatic disease*	⚠	✘	✘	⚠	✘

✔ – **High Importance:** At least 75% of exam questions will address topics and tasks with this designation.

⚡ – **Medium Importance:** No more than 25% of exam questions will address topics and tasks with this designation.

✘ – **Low Importance:** No exam questions will address topics and tasks with this designation.

LF – **Low Frequency:** No more than 18% of exam questions will address topics with this designation, regardless of task or importance.

GASTROENTEROLOGY <i>continued...</i> (10% of exam)	Diagnosis	Testing	Treatment/ Care Decisions	Risk Assessment/ Prognosis/ Epidemiology	Pathophysiology/ Basic Science
--	-----------	---------	------------------------------	--	-----------------------------------

BILIARY TRACT DISEASE (<2% of exam)

Cholelithiasis	✔	✔	✔	⚡	⚡
Cholecystitis	✔	✔	✔	⚡	⚡
Choledocholithiasis	✔	✔	✔	⚡	⚡
Cholangitis LF	✔	✔	⚡	⚡	⚡
Sclerosing cholangitis LF	⚡	⚡	⚡	⚡	✘
Sphincter of Oddi dysfunction*	⚡	✘	✘	⚡	⚡

LIVER DISEASE (<2% of exam)

Viral hepatitis	✔	✔	⚡	⚡	⚡
Liver abscess LF	⚡	⚡	⚡	⚡	✘
Cirrhosis and portal hypertension	✔	✔	✔	✔	⚡
Drug-induced liver disease other than acetaminophen LF	⚡	⚡	⚡	⚡	⚡
Autoimmune hepatitis LF	⚡	⚡	⚡	⚡	⚡
Primary biliary cholangitis LF	⚡	⚡	⚡	⚡	⚡
Cholestasis LF	⚡	⚡	⚡	⚡	⚡
Wilson's disease LF	⚡	⚡	⚡	⚡	⚡
Liver disease in pregnancy LF	⚡	⚡	⚡	⚡	✘
Hemochromatosis LF	⚡	⚡	⚡	⚡	⚡
Hepatic vein thrombosis (Budd-Chiari syndrome) LF	⚡	⚡	⚡	⚡	✘
Fatty liver and nonalcoholic steatohepatitis	✔	✔	✔	✔	⚡
Alcoholic hepatitis	✔	✔	✔	✔	⚡
Fulminant liver failure LF	✔	✔	✔	⚡	⚡
Gilbert's syndrome	⚡	⚡	⚡	⚡	⚡
Hepatocellular carcinoma LF	✔	✔	⚡	⚡	⚡
Liver transplantation LF	✘	✘	⚡	✘	✘
Undifferentiated liver disease*	⚡	⚡	⚡	⚡	⚡

✔ – **High Importance:** At least 75% of exam questions will address topics and tasks with this designation.

⚡ – **Medium Importance:** No more than 25% of exam questions will address topics and tasks with this designation.

✘ – **Low Importance:** No exam questions will address topics and tasks with this designation.

LF – **Low Frequency:** No more than 18% of exam questions will address topics with this designation, regardless of task or importance.

GASTROENTEROLOGY <i>continued...</i> (10% of exam)		Diagnosis	Testing	Treatment/ Care Decisions	Risk Assessment/ Prognosis/ Epidemiology	Pathophysiology/ Basic Science
--	--	-----------	---------	------------------------------	--	-----------------------------------

GASTROINTESTINAL COMPLICATIONS OF HIV INFECTION (<2% of exam)

Gastrointestinal complications of HIV infection	LF	⚡	⚡	⚡	✘	✘
---	----	---	---	---	---	---

UNDIAGNOSED GASTROINTESTINAL HEMORRHAGE (<2% of exam)

Undiagnosed upper gastrointestinal hemorrhage	LF	✔	✔	✔	⚡	⚡
Undiagnosed lower gastrointestinal hemorrhage	LF	✔	✔	✔	⚡	⚡
Undifferentiated gastroenterology*		⚡	⚡	✘	✘	✘

HEMATOLOGY (4% of exam)		Diagnosis	Testing	Treatment/ Care Decisions	Risk Assessment/ Prognosis/ Epidemiology	Pathophysiology/ Basic Science
-----------------------------------	--	-----------	---------	------------------------------	--	-----------------------------------

HYPOPROLIFERATIVE ANEMIA (<2% of exam)

Aplastic anemia	LF	✔	⚡	⚡	⚡	⚡
Anemia of chronic disease or organ failure (including kidney failure)		✔	✔	✔	✔	⚡
Iron deficiency anemia		✔	✔	✔	✔	✔
Sideroblastic anemia	LF	⚡	⚡	⚡	⚡	⚡
Megaloblastic anemia		✔	✔	✔	⚡	⚡
Lead intoxication	LF	⚡	⚡	⚡	⚡	✘

HEMOLYTIC ANEMIA (<2% of exam)

Glucose-6-phosphate dehydrogenase deficiency	LF	⚡	⚡	⚡	⚡	⚡
Autoimmune hemolytic anemia	LF	✔	✔	⚡	⚡	⚡
Microangiopathic hemolytic anemia	LF	✔	✔	✔	⚡	⚡
Undifferentiated hemolytic anemia*		⚡	⚡	✘	⚡	✘

HEMOGLOBINOPATHIES AND THALASSEMIAS (<2% of exam)

Thalassemias		⚡	⚡	⚡	⚡	⚡
Hemoglobinopathies		⚡	⚡	⚡	⚡	⚡

✔ – **High Importance:** At least 75% of exam questions will address topics and tasks with this designation.

⚠ – **Medium Importance:** No more than 25% of exam questions will address topics and tasks with this designation.

✘ – **Low Importance:** No exam questions will address topics and tasks with this designation.

LF – Low Frequency: No more than 18% of exam questions will address topics with this designation, regardless of task or importance.

HEMATOLOGY <i>continued...</i> (4% of exam)		Diagnosis	Testing	Treatment/ Care Decisions	Risk Assessment/ Prognosis/ Epidemiology	Pathophysiology/ Basic Science
---	--	------------------	----------------	--------------------------------------	---	---

LEUKOCYTE DISORDERS (<2% of exam)

Acute leukemia	LF	✔	✔	⚠	⚠	⚠
Chronic leukemia		✔	⚠	⚠	⚠	⚠
Other leukocyte disorders (marrow infiltration, myelosuppression, leukopenia, leukocytosis, eosinophilia)	LF	✔	✔	✔	✔	⚠

PLATELET DISORDERS (<2% of exam)

Idiopathic thrombocytopenic purpura	LF	✔	✔	✔	⚠	⚠
Qualitative defects of platelet function (drugs only)		✔	⚠	⚠	⚠	⚠
Heparin-induced thrombocytopenia (HIT)	LF	✔	✔	✔	⚠	⚠
Other thrombocytopenia*		⚠	⚠	⚠	⚠	✘
Essential thrombocythemia	LF	⚠	⚠	⚠	⚠	✘
Other thrombocytosis*		⚠	⚠	⚠	⚠	✘

COAGULATION FACTOR DISORDERS AND THROMBOTIC DISORDERS (<2% of exam)

Coagulation factor deficiencies	LF	✔	✔	⚠	⚠	⚠
Primary hypercoagulable states (including antithrombin III [ATIII] deficiency, activated protein C [APC] resistance)	LF	✔	✔	⚠	⚠	⚠
Antiphospholipid antibody syndrome		✔	✔	⚠	⚠	⚠
Undifferentiated thrombotic disorders*		✘	✘	✘	✘	✘

PORPHYRIAS (<2% of exam)

Porphyria	LF	⚠	✘	✘	✘	✘
-----------	----	---	---	---	---	---

MYELOPROLIFERATIVE DISORDERS (<2% of exam)

Polycythemia vera and other erythrocytosis		✔	⚠	⚠	⚠	⚠
Essential thrombocythemia	LF	⚠	⚠	⚠	⚠	✘
Agnogenic myeloid metaplasia and myelofibrosis	LF	⚠	⚠	⚠	✘	✘

✔ – **High Importance:** At least 75% of exam questions will address topics and tasks with this designation.

⚠ – **Medium Importance:** No more than 25% of exam questions will address topics and tasks with this designation.

✘ – **Low Importance:** No exam questions will address topics and tasks with this designation.

LF – Low Frequency: No more than 18% of exam questions will address topics with this designation, regardless of task or importance.

HEMATOLOGY <i>continued...</i> (4% of exam)	Diagnosis	Testing	Treatment/ Care Decisions	Risk Assessment/ Prognosis/ Epidemiology	Pathophysiology/ Basic Science
---	-----------	---------	------------------------------	--	-----------------------------------

MYELODYSPLASTIC SYNDROME (<2% of exam)

Myelodysplastic syndrome	⚠	⚠	⚠	⚠	⚠
--------------------------	---	---	---	---	---

HEMATOLOGIC MALIGNANCIES (<2% of exam)

Chronic leukemias	✔	⚠	⚠	⚠	⚠
Acute leukemia LF	✔	✔	⚠	⚠	⚠
Non-Hodgkin's lymphoma	✔	⚠	⚠	⚠	⚠
Hodgkin's disease LF	⚠	⚠	⚠	⚠	✘
Plasma cell disorder	⚠	⚠	⚠	⚠	✘

TRANSFUSION MEDICINE (PRINCIPLES AND COMPLICATIONS) (<2% of exam)

Indications for transfusion	✔	✔	✔	✔	⚠
Complications of transfusions LF	✔	✔	✔	⚠	⚠

HEMATOLOGIC COMPLICATIONS OF HIV INFECTION (<2% of exam)

Hematologic complications of HIV infection LF	⚠	⚠	⚠	✘	✘
---	---	---	---	---	---

BONE MARROW TRANSPLANTATION (LATE COMPLICATIONS ONLY) (<2% of exam)

Bone marrow transplantation (late complications only) LF	⚠	⚠	⚠	⚠	✘
--	---	---	---	---	---

UNDIFFERENTIATED HEMATOLOGIC DISORDERS

Undifferentiated hematologic disorders*	✘	✘	✘	✘	✘
---	---	---	---	---	---

INFECTIOUS DISEASE (10% of exam)	Diagnosis	Testing	Treatment/ Care Decisions	Risk Assessment/ Prognosis/ Epidemiology	Pathophysiology/ Basic Science
--	-----------	---------	------------------------------	--	-----------------------------------

SKIN AND SOFT TISSUE INFECTIONS (<2% of exam)

Dermatophytes	✔	⚠	✔	⚠	⚠
Herpes zoster and varicella	✔	⚠	✔	✔	⚠
Viral exanthems other than varicella LF	⚠	✘	⚠	⚠	✘
Cellulitis	✔	✔	✔	⚠	⚠

✔ – **High Importance:** At least 75% of exam questions will address topics and tasks with this designation.

⚠ – **Medium Importance:** No more than 25% of exam questions will address topics and tasks with this designation.

✘ – **Low Importance:** No exam questions will address topics and tasks with this designation.

LF – **Low Frequency:** No more than 18% of exam questions will address topics with this designation, regardless of task or importance.

INFECTIOUS DISEASE <i>continued...</i> (10% of exam)	Diagnosis	Testing	Treatment/ Care Decisions	Risk Assessment/ Prognosis/ Epidemiology	Pathophysiology/ Basic Science
---	-----------	---------	------------------------------	--	-----------------------------------

SKIN AND SOFT TISSUE INFECTIONS *continued...* (<2% of exam)

Impetigo	LF	✔	⚠	⚠	⚠	⚠
Necrotizing soft tissue infections and gas gangrene	LF	✔	✔	✔	⚠	⚠
Lymphadenitis and lymphangitis	LF	⚠	⚠	⚠	⚠	✘
Diabetic foot infections		✔	✔	✔	✔	⚠
Undifferentiated skin and soft tissue infections*		⚠	⚠	⚠	⚠	✘

CENTRAL NERVOUS SYSTEM (CNS) INFECTIONS (<2% of exam)

Meningitis	LF	✔	✔	✔	✔	⚠
Brain abscess	LF	✔	⚠	⚠	⚠	✘
Encephalitis	LF	⚠	⚠	⚠	⚠	⚠
Epidural abscess	LF	✔	✔	⚠	⚠	✘
Iatrogenic and postoperative CNS infections	LF	⚠	⚠	⚠	⚠	✘
Serotonin syndrome*		⚠	✘	⚠	✔	✘
Undifferentiated central nervous system infection*		⚠	⚠	⚠	⚠	✘

UPPER RESPIRATORY TRACT INFECTIONS (<2% of exam)

Acute and chronic sinusitis		✔	✔	✔	⚠	⚠
Otitis media and externa		✔	⚠	✔	⚠	⚠
Mastoiditis	LF	⚠	⚠	⚠	⚠	✘
Common cold		✔	⚠	✔	⚠	⚠
Pharyngitis		✔	✔	✔	⚠	⚠
Epiglottitis	LF	✔	⚠	✔	⚠	✘
Deep infections of head and neck	LF	✔	✔	⚠	⚠	⚠
Other upper respiratory tract infections (pertussis)		⚠	⚠	⚠	⚠	✘

✔ – **High Importance:** At least 75% of exam questions will address topics and tasks with this designation.

⚠ – **Medium Importance:** No more than 25% of exam questions will address topics and tasks with this designation.

✘ – **Low Importance:** No exam questions will address topics and tasks with this designation.

LF – Low Frequency: No more than 18% of exam questions will address topics with this designation, regardless of task or importance.

INFECTIOUS DISEASE <i>continued...</i> (10% of exam)		Diagnosis	Testing	Treatment/ Care Decisions	Risk Assessment/ Prognosis/ Epidemiology	Pathophysiology/ Basic Science
--	--	------------------	----------------	--------------------------------------	---	---

EYE INFECTIONS (<2% of exam)

Periorbital cellulitis	LF	✔	⚠	✔	⚠	✘
Conjunctivitis		✔	⚠	✔	⚠	✘
Keratitis	LF	⚠	⚠	⚠	⚠	✘
Endophthalmitis	LF	⚠	⚠	⚠	⚠	✘
Chorioretinitis	LF	⚠	✘	✘	✘	✘
Orbital infections	LF	⚠	⚠	⚠	⚠	✘
Ophthalmologic complications of HIV	LF	⚠	⚠	✘	✘	✘

LOWER RESPIRATORY TRACT INFECTIONS (<2% of exam)

Bronchitis		✔	✔	✔	✔	⚠
Pneumonia		✔	✔	✔	✔	✔
Lung abscess	LF	⚠	⚠	⚠	⚠	⚠
Tuberculosis (TB)	LF	✔	✔	✔	✔	⚠
Infections of the pleural space and empyema	LF	✔	⚠	⚠	⚠	⚠

ENDOCARDITIS AND OTHER CARDIOVASCULAR INFECTIONS (<2% of exam)

Endocarditis	LF	✔	✔	✔	⚠	⚠
Infections of the pericardial space	LF	⚠	⚠	⚠	✘	✘
Endocarditis prophylaxis		✔	⚠	✔	✔	⚠
Suppurative thrombophlebitis	LF	⚠	⚠	⚠	⚠	✘
Catheter-related infections		✔	⚠	✔	⚠	✘
Device/pocket infections	LF	⚠	⚠	⚠	⚠	✘

HEPATIC INFECTIONS (<2% of exam)

Viral hepatitis		✔	✔	⚠	⚠	⚠
Liver abscess	LF	⚠	⚠	⚠	⚠	✘
Cholecystitis		✔	✔	✔	⚠	⚠
Cholangitis	LF	✔	✔	⚠	⚠	⚠

✔ – **High Importance:** At least 75% of exam questions will address topics and tasks with this designation.

⚠ – **Medium Importance:** No more than 25% of exam questions will address topics and tasks with this designation.

✘ – **Low Importance:** No exam questions will address topics and tasks with this designation.

LF – Low Frequency: No more than 18% of exam questions will address topics with this designation, regardless of task or importance.

INFECTIOUS DISEASE <i>continued...</i> (10% of exam)	Diagnosis	Testing	Treatment/ Care Decisions	Risk Assessment/ Prognosis/ Epidemiology	Pathophysiology/ Basic Science
--	------------------	----------------	--------------------------------------	---	---

ENTERIC INFECTIONS (<2% of exam)

Esophagitis (<i>Candida</i> , herpes simplex virus, cytomegalovirus)		⚠	⚠	⚠	✘
Gastroenteritis		✔	✔	✔	⚠
Infections of the pancreas and pancreatic abscess	LF	⚠	⚠	⚠	✘
Bacterial peritonitis	LF	✔	✔	✔	⚠
Intra-abdominal abscess other than liver and pancreas abscesses	LF	⚠	⚠	⚠	✘

ACQUIRED IMMUNODEFICIENCY SYNDROME (AIDS) AND HUMAN IMMUNODEFICIENCY VIRUS (HIV) INFECTION (<2% of exam)

Transmission and prevention of HIV	LF	✔	✔	⚠	⚠	⚠
Prevention of opportunistic infections	LF	⚠	⚠	⚠	⚠	⚠
Laboratory diagnosis		✔	✔	⚠	⚠	✘
Immune reconstitution inflammatory syndrome (IRIS)	LF	⚠	⚠	⚠	✘	✘
Neurologic complications of HIV infection	LF	⚠	⚠	⚠	✘	✘
Pulmonary complications of HIV infection	LF	⚠	⚠	⚠	⚠	✘
Gastrointestinal complications of HIV infection	LF	⚠	⚠	⚠	⚠	✘
Ophthalmologic complications of HIV infection	LF	⚠	⚠	✘	✘	✘
Hematologic complications of HIV infection	LF	⚠	⚠	⚠	✘	✘
Oncologic complications of HIV infection	LF	⚠	⚠	✘	⚠	✘
Rheumatologic complications of HIV infection	LF	✘	✘	✘	✘	✘
Cardio-metabolic complications of HIV therapy and infection	LF	⚠	⚠	⚠	⚠	✘
Oral complications of HIV infection	LF	⚠	✘	⚠	✘	✘

✔ – **High Importance:** At least 75% of exam questions will address topics and tasks with this designation.

⚡ – **Medium Importance:** No more than 25% of exam questions will address topics and tasks with this designation.

✘ – **Low Importance:** No exam questions will address topics and tasks with this designation.

LF – Low Frequency: No more than 18% of exam questions will address topics with this designation, regardless of task or importance.

INFECTIOUS DISEASE <i>continued...</i> (10% of exam)	Diagnosis	Testing	Treatment/ Care Decisions	Risk Assessment/ Prognosis/ Epidemiology	Pathophysiology/ Basic Science
--	------------------	----------------	--------------------------------------	---	---

SEXUALLY TRANSMITTED DISEASES AND INFECTIONS OF REPRODUCTIVE ORGANS (<2% of exam)

Urethritis		⚡	⚡	✔	⚡	✘
Genital ulcers	LF	⚡	⚡	⚡	⚡	✘
Vulvovaginitis		⚡	⚡	⚡	⚡	✘
Cervicitis	LF	⚡	⚡	⚡	⚡	✘
Epididymitis	LF	⚡	⚡	⚡	⚡	✘
Salpingitis and other infections of female pelvis	LF	⚡	⚡	⚡	⚡	✘
Syphilis	LF	⚡	⚡	⚡	⚡	⚡
Human papillomavirus and anogenital warts	LF	⚡	⚡	⚡	⚡	⚡
Undifferentiated sexually transmitted diseases*		⚡	⚡	⚡	⚡	⚡

URINARY TRACT INFECTIONS (<2% of exam)

Asymptomatic bacteriuria		✔	✔	✔	✔	⚡
Cystitis and pyelonephritis		✔	✔	✔	✔	⚡
Perinephric abscess	LF	⚡	⚡	⚡	✘	✘
Prostatitis		✔	⚡	✔	⚡	⚡
Epididymitis	LF	⚡	⚡	⚡	⚡	✘

INFECTIOUS ARTHRITIS (<2% of exam)

Infectious arthritis	LF	✔	✔	✔	⚡	⚡
----------------------	----	---	---	---	---	---

OSTEOMYELITIS (<2% of exam)

Osteomyelitis		✔	✔	✔	⚡	⚡
---------------	--	---	---	---	---	---

BACTEREMIA AND SEPSIS SYNDROME (<2% of exam)

Fever and neutropenia		✔	✔	✔	⚡	⚡
Systemic inflammatory response syndrome (SIRS) and septic shock		✔	✔	✔	⚡	⚡
Toxic shock syndrome	LF	✔	⚡	✔	⚡	⚡

✔ – **High Importance:** At least 75% of exam questions will address topics and tasks with this designation.

⚠ – **Medium Importance:** No more than 25% of exam questions will address topics and tasks with this designation.

✘ – **Low Importance:** No exam questions will address topics and tasks with this designation.

LF – Low Frequency: No more than 18% of exam questions will address topics with this designation, regardless of task or importance.

INFECTIOUS DISEASE <i>continued...</i> (10% of exam)		Diagnosis	Testing	Treatment/ Care Decisions	Risk Assessment/ Prognosis/ Epidemiology	Pathophysiology/ Basic Science
--	--	------------------	----------------	--------------------------------------	---	---

BACTEREMIA AND SEPSIS SYNDROME *continued...* (<2% of exam)

Neuroleptic malignant syndrome	LF	⚠	⚠	⚠	⚠	⚠
Undifferentiated bacteremia and sepsis syndromes*		✔	⚠	✔	✔	⚠

RHEUMATIC FEVER (<2% of exam)

Rheumatic fever	LF	⚠	⚠	⚠	⚠	✘
-----------------	----	---	---	---	---	---

POSTSTREPTOCOCCAL GLOMERULONEPHRITIS (<2% of exam)

Poststreptococcal glomerulonephritis	LF	⚠	⚠	⚠	⚠	✘
--------------------------------------	----	---	---	---	---	---

PROCEDURE- AND DEVICE-ASSOCIATED INFECTIONS (<2% of exam)

Procedure- and device-associated infections		✔	⚠	✔	⚠	✘
---	--	---	---	---	---	---

NOSOCOMIAL INFECTIONS (<2% of exam)

Infection control including isolation		✔	✔	✔	⚠	⚠
Hospital-acquired infections and prevention		✔	✔	✔	✔	⚠
Needlestick injury and postexposure prophylaxis	LF	⚠	✔	✔	⚠	✘
Undifferentiated nosocomial infections*		✔	✔	✔	✔	⚠

PREVENTION OF INFECTIOUS DISEASE (<2% of exam)

Immunization		✔	⚠	✔	✔	⚠
Endocarditis prophylaxis		✔	⚠	✔	✔	⚠
Prevention of tuberculosis (TB)	LF	⚠	⚠	⚠	⚠	⚠
Transmission of HIV infection	LF	⚠	⚠	⚠	⚠	⚠
Needlestick injury and postexposure prophylaxis	LF	⚠	✔	✔	⚠	✘

SPECIFIC CAUSATIVE ORGANISMS (<2% of exam)

Viral diseases		✔	⚠	✔	⚠	⚠
Prion diseases	LF	⚠	✘	✘	✘	✘
Chlamydial diseases		⚠	⚠	⚠	⚠	⚠

✔ – **High Importance:** At least 75% of exam questions will address topics and tasks with this designation.

⚡ – **Medium Importance:** No more than 25% of exam questions will address topics and tasks with this designation.

✘ – **Low Importance:** No exam questions will address topics and tasks with this designation.

LF – Low Frequency: No more than 18% of exam questions will address topics with this designation, regardless of task or importance.

INFECTIOUS DISEASE <i>continued...</i> (10% of exam)	Diagnosis	Testing	Treatment/ Care Decisions	Risk Assessment/ Prognosis/ Epidemiology	Pathophysiology/ Basic Science
--	-----------	---------	------------------------------	--	-----------------------------------

SPECIFIC CAUSATIVE ORGANISMS *continued...* (<2% of exam)

Mycoplasmal diseases	LF	⚡	⚡	⚡	⚡	✘
Rickettsioses and ehrlichioses	LF	⚡	⚡	⚡	⚡	✘
Bacterial diseases		✔	✔	✔	⚡	⚡
Mycoses (fungal infections)		⚡	⚡	⚡	⚡	✘
Protozoan and helminthic diseases	LF	⚡	⚡	⚡	⚡	✘
Ectoparasites (including lice and scabies)	LF	⚡	⚡	⚡	⚡	✘
Vector-borne diseases	LF	⚡	⚡	⚡	⚡	⚡

FEVER OF UNKNOWN ORIGIN (<2% of exam)

Fever of unknown origin		⚡	⚡	⚡	⚡	⚡
-------------------------	--	---	---	---	---	---

MISCELLANEOUS (1% of exam)	Diagnosis	Testing	Treatment/ Care Decisions	Risk Assessment/ Prognosis/ Epidemiology	Pathophysiology/ Basic Science
--------------------------------------	-----------	---------	------------------------------	--	-----------------------------------

PRIMARILY EPIDEMIOLOGY (<1% of exam)

Primarily epidemiology	LF	⚡	⚡	⚡	⚡	⚡
------------------------	----	---	---	---	---	---

PRIMARILY ETHICS (<1% of exam)

Primarily ethics		⚡	⚡	✔	✔	✘
------------------	--	---	---	---	---	---

PRIMARILY SAFETY/QUALITY IMPROVEMENT (<1% of exam)

Primarily safety and quality improvement		⚡	⚡	✔	✔	⚡
--	--	---	---	---	---	---

NEPHROLOGY AND UROLOGY (6% of exam)	Diagnosis	Testing	Treatment/ Care Decisions	Risk Assessment/ Prognosis/ Epidemiology	Pathophysiology/ Basic Science
---	-----------	---------	------------------------------	--	-----------------------------------

ACUTE RENAL FAILURE (<2% of exam)

Hypotension- or shock-induced acute renal failure		✔	✔	✔	⚡	⚡
Toxic kidney injury		✔	✔	⚡	⚡	⚡
Rhabdomyolysis		✔	✔	✔	⚡	⚡

✔ – **High Importance:** At least 75% of exam questions will address topics and tasks with this designation.

⚡ – **Medium Importance:** No more than 25% of exam questions will address topics and tasks with this designation.

✘ – **Low Importance:** No exam questions will address topics and tasks with this designation.

LF – **Low Frequency:** No more than 18% of exam questions will address topics with this designation, regardless of task or importance.

NEPHROLOGY AND UROLOGY continued... (6% of exam)		Diagnosis	Testing	Treatment/ Care Decisions	Risk Assessment/ Prognosis/ Epidemiology	Pathophysiology/ Basic Science
--	--	-----------	---------	------------------------------	--	-----------------------------------

ACUTE RENAL FAILURE continued... (<2% of exam)

Hepatorenal syndrome	LF	✔	⚡	⚡	⚡	⚡
Disseminated atheroembolism (cholesterol emboli syndrome)	LF	⚡	⚡	⚡	⚡	✘
Undifferentiated acute renal failure		✔	✔	⚡	⚡	⚡

CHRONIC KIDNEY DISEASE (<2% of exam)

Kidney dialysis		⚡	⚡	⚡	⚡	⚡
Kidney transplantation	LF	⚡	⚡	⚡	✘	✘
Strategies to prevent progression of kidney disease		✔	✔	⚡	⚡	⚡
Undifferentiated chronic kidney disease*		✔	✔	✔	⚡	⚡

TUBULOINTERSTITIAL DISEASE (<2% of exam)

Allergic interstitial nephritis	LF	⚡	⚡	⚡	✘	⚡
---------------------------------	----	---	---	---	---	---

GLOMERULAR DISORDERS (<2% of exam)

Lupus nephritis, glomerulonephritis	LF	⚡	⚡	⚡	⚡	✘
Minimal change disease	LF	⚡	✘	⚡	✘	✘
Focal and segmental glomerulosclerosis	LF	⚡	⚡	⚡	✘	✘
Membranous glomerulonephritis	LF	⚡	⚡	⚡	✘	✘
Membranoproliferative glomerulonephritis	LF	⚡	⚡	⚡	✘	✘
IgA nephropathy	LF	⚡	⚡	✘	✘	✘
Anti-glomerular basement membrane (Goodpasture's) syndrome	LF	⚡	⚡	✘	✘	✘
Vasculitis and the kidney	LF	⚡	⚡	⚡	✘	✘
Other glomerular disorders (post-streptococcal, hematuria)		⚡	⚡	✘	✘	✘

✔ – **High Importance:** At least 75% of exam questions will address topics and tasks with this designation.

⚠ – **Medium Importance:** No more than 25% of exam questions will address topics and tasks with this designation.

✘ – **Low Importance:** No exam questions will address topics and tasks with this designation.

LF – Low Frequency: No more than 18% of exam questions will address topics with this designation, regardless of task or importance.

NEPHROLOGY AND UROLOGY continued... (6% of exam)	Diagnosis	Testing	Treatment/ Care Decisions	Risk Assessment/ Prognosis/ Epidemiology	Pathophysiology/ Basic Science
--	-----------	---------	------------------------------	--	-----------------------------------

HYPERTENSION (5% of exam)

NOTE: This total includes the **Hypertension** content listed under **Cardiovascular Disease** and **Endocrinology, Diabetes, and Metabolism**

Essential hypertension	✔	✔	✔	✔	✔
Primary aldosteronism and mineralocorticoid excess	LF	⚠	⚠	⚠	⚠
Renal artery stenosis	LF	⚠	⚠	⚠	⚠

URINARY TRACT INFECTIONS (<2% of exam)

Asymptomatic bacteriuria	✔	✔	✔	✔	⚠
Cystitis and pyelonephritis	✔	✔	✔	✔	⚠
Perinephric abscess	LF	⚠	⚠	✘	✘
Prostatitis	✔	⚠	✔	⚠	⚠
Epididymitis	LF	⚠	⚠	⚠	✘
Undifferentiated urinary tract infections*	✔	✔	✔	✔	⚠

NEPHROLITHIASIS (<2% of exam)

Nephrolithiasis	✔	✔	✔	⚠	⚠
-----------------	---	---	---	---	---

OTHER KIDNEY DISORDERS (<2% of exam)

Renal vein thrombosis	LF	⚠	⚠	✘	✘
Obstructive uropathy	✔	✔	✔	⚠	⚠
Diabetic nephropathy	✔	✔	✔	✔	⚠
Cystic kidney disease (polycystic, medullary sponge, medullary cystic)	LF	⚠	⚠	⚠	✘

UROLOGIC CANCER (<2% of exam)

Renal cell carcinoma	LF	✔	⚠	⚠	✘
Bladder carcinoma	✔	✔	⚠	⚠	✘
Prostate carcinoma	✔	✔	✔	⚠	⚠
Testicular carcinoma/tumors	LF	✔	⚠	⚠	✘
Undifferentiated urologic cancer*	✔	✔	✘	✘	✘

✔ – **High Importance:** At least 75% of exam questions will address topics and tasks with this designation.

⚠ – **Medium Importance:** No more than 25% of exam questions will address topics and tasks with this designation.

✘ – **Low Importance:** No exam questions will address topics and tasks with this designation.

LF – Low Frequency: No more than 18% of exam questions will address topics with this designation, regardless of task or importance.

NEPHROLOGY AND UROLOGY <i>continued...</i> (6% of exam)	Diagnosis	Testing	Treatment/ Care Decisions	Risk Assessment/ Prognosis/ Epidemiology	Pathophysiology/ Basic Science
--	------------------	----------------	--------------------------------------	---	---

PROSTATE DISORDERS (<2% of exam)

Benign prostatic hyperplasia	✔	✔	✔	⚠	⚠
Prostate carcinoma	✔	✔	✔	⚠	⚠
Undifferentiated prostate disorders*	✔	✔	✔	⚠	⚠

OTHER UROLOGIC DISORDERS (<2% of exam)

Testicular torsion	LF	✔	✔	⚠	⚠	✘
Scrotal and testicular nodules and masses other than testicular carcinoma	LF	✔	⚠	⚠	⚠	✘
Erectile dysfunction		✔	✔	✔	⚠	⚠
Undifferentiated urologic disorders*		✔	✔	✔	✘	✘

URINARY INCONTINENCE (<2% of exam)

Urinary incontinence in women		✔	✔	✔	⚠	⚠
Urinary incontinence in men		⚠	⚠	⚠	⚠	⚠

WATER AND ELECTROLYTE BALANCE (<2% of exam)

Hypernatremia		✔	✔	✔	⚠	⚠
Hyponatremia		✔	✔	✔	✔	✔
Hyperkalemia		✔	✔	✔	✔	✔
Hypokalemia		✔	✔	✔	⚠	⚠
Hypercalcemia and hypercalciuria		✔	✔	✔	⚠	⚠
Hypocalcemia	LF	⚠	⚠	⚠	⚠	⚠
Hyperphosphatemia	LF	⚠	⚠	⚠	✘	✘
Hypophosphatemia	LF	⚠	⚠	⚠	✘	✘
Hypermagnesemia	LF	⚠	⚠	✘	✘	✘
Hypomagnesemia		✔	✔	✔	⚠	⚠
Metabolic acidosis		✔	✔	⚠	⚠	⚠
Metabolic alkalosis	LF	⚠	⚠	⚠	⚠	⚠

✔ – **High Importance:** At least 75% of exam questions will address topics and tasks with this designation.

⚡ – **Medium Importance:** No more than 25% of exam questions will address topics and tasks with this designation.

✘ – **Low Importance:** No exam questions will address topics and tasks with this designation.

LF – Low Frequency: No more than 18% of exam questions will address topics with this designation, regardless of task or importance.

NEPHROLOGY AND UROLOGY <i>continued...</i> (6% of exam)	Diagnosis	Testing	Treatment/ Care Decisions	Risk Assessment/ Prognosis/ Epidemiology	Pathophysiology/ Basic Science
--	-----------	---------	------------------------------	--	-----------------------------------

WATER AND ELECTROLYTE BALANCE *continued...* (<2% of exam)

Respiratory acidosis	✔	✔	✔	⚡	⚡
Respiratory alkalosis	LF ⚡	✔	⚡	⚡	⚡
Mixed acid-base disturbance	⚡	⚡	⚡	⚡	⚡
Undifferentiated bladder and kidney disorders*	✔	✔	✔	✘	✘

NEUROLOGY (4% of exam)	Diagnosis	Testing	Treatment/ Care Decisions	Risk Assessment/ Prognosis/ Epidemiology	Pathophysiology/ Basic Science
----------------------------------	-----------	---------	------------------------------	--	-----------------------------------

SEIZURES (<2% of exam)

Seizures	✔	✔	✔	⚡	⚡
----------	---	---	---	---	---

CEREBROVASCULAR DISEASE (WITHOUT SPECIFIC DIAGNOSIS) (<2% of exam)

Transient ischemic attack	✔	✔	✔	✔	✔
Stroke	✔	✔	✔	✔	✔
Cavernous sinus thrombosis	LF ⚡	⚡	⚡	⚡	⚡
Other cerebrovascular disease (basilar ischemia)	⚡	⚡	⚡	⚡	⚡

HEADACHE (<2% of exam)

Migraine headache	✔	✔	✔	✔	⚡
Cluster headache	⚡	⚡	⚡	⚡	⚡
Tension headache	✔	⚡	✔	⚡	⚡

NERVE ROOT SYNDROMES/MECHANICAL LESIONS OF THE SPINE (<2% of exam)

Cervical root disease	✔	✔	✔	⚡	⚡
Lumbar disc herniation, lumbosacral radiculopathy, sciatica	✔	✔	✔	⚡	⚡
Spinal stenosis	✔	✔	✔	⚡	⚡

✔ – **High Importance:** At least 75% of exam questions will address topics and tasks with this designation.

⚠ – **Medium Importance:** No more than 25% of exam questions will address topics and tasks with this designation.

✘ – **Low Importance:** No exam questions will address topics and tasks with this designation.

LF – Low Frequency: No more than 18% of exam questions will address topics with this designation, regardless of task or importance.

NEUROLOGY <i>continued...</i> (4% of exam)	Diagnosis	Testing	Treatment/ Care Decisions	Risk Assessment/ Prognosis/ Epidemiology	Pathophysiology/ Basic Science
--	-----------	---------	------------------------------	--	-----------------------------------

PERIPHERAL NEUROPATHY (<2% of exam)

Acute inflammatory demyelinating polyneuropathy (Guillain-Barre syndrome) LF	✔	⚠	⚠	⚠	⚠
Carpal tunnel syndrome	✔	✔	✔	⚠	⚠
Meralgia paresthetica LF	⚠	⚠	⚠	⚠	⚠
Peroneal nerve injury LF	⚠	⚠	⚠	⚠	⚠
Diabetic neuropathy	✔	✔	✔	✔	⚠
Postherpetic neuralgia	✔	⚠	✔	⚠	⚠
Toxin-induced LF	⚠	⚠	⚠	⚠	✘
Other peripheral neuropathy (radial, ulnar, femoral; myotonic dystrophy) LF	⚠	⚠	⚠	⚠	⚠

CRANIAL NEUROPATHY (<2% of exam)

Bell's palsy	✔	⚠	✔	⚠	⚠
Disorders of eye movement from cranial neuropathy (CN III, IV, VI) LF	⚠	⚠	⚠	⚠	⚠
Vestibular neuronitis and acute labyrinthitis LF	⚠	⚠	⚠	⚠	✘
Trigeminal neuralgia LF	⚠	⚠	⚠	⚠	⚠
Occipital neuralgia*	⚠	⚠	⚠	⚠	✘

DISORDERS OF CEREBRAL FUNCTION (<2% of exam)

Dementia	✔	✔	✔	✔	⚠
Aphasia	✔	✔	✔	⚠	⚠
Coma (without specific diagnosis) LF	✔	✔	✔	⚠	⚠
Persistent vegetative state LF	⚠	⚠	⚠	⚠	✘
Brain death LF	⚠	⚠	⚠	⚠	⚠
Medical causes of delirium	✔	✔	✔	✔	✔

✔ – **High Importance:** At least 75% of exam questions will address topics and tasks with this designation.

⚠ – **Medium Importance:** No more than 25% of exam questions will address topics and tasks with this designation.

✘ – **Low Importance:** No exam questions will address topics and tasks with this designation.

LF – Low Frequency: No more than 18% of exam questions will address topics with this designation, regardless of task or importance.

NEUROLOGY <i>continued...</i> (4% of exam)	Diagnosis	Testing	Treatment/ Care Decisions	Risk Assessment/ Prognosis/ Epidemiology	Pathophysiology/ Basic Science
--	------------------	----------------	--------------------------------------	---	---

MOVEMENT DISORDERS (<2% of exam)

Parkinson's disease and parkinsonism	✔	⚠	⚠	⚠	⚠
Benign essential tremor	✔	⚠	⚠	⚠	⚠
Other movement disorders (including other tremors, dystonias, chorea, myoclonus) LF	⚠	⚠	⚠	✘	✘

CENTRAL NERVOUS SYSTEM (CNS) INFECTIONS (<2% of exam)

Meningitis LF	✔	✔	✔	✔	⚠
Brain abscess LF	✔	⚠	⚠	⚠	✘
Encephalitis LF	⚠	⚠	⚠	⚠	⚠
Epidural abscess LF	✔	✔	⚠	⚠	✘
Neurologic complications of HIV infection LF	⚠	⚠	⚠	✘	✘
Progressive multifocal leukoencephalopathy*	✔	✔	✘	⚠	✘

CENTRAL NERVOUS SYSTEM (CNS) TUMORS (<2% of exam)

Brain tumors LF	⚠	⚠	⚠	⚠	✘
Spinal cord tumors and compression LF	✔	✔	⚠	⚠	⚠
Carcinomatous meningitis LF	⚠	⚠	✘	✘	✘

DISEASES OF MUSCLE AND NEUROMUSCULAR FUNCTION (<2% of exam)

Myasthenia gravis LF	✔	✔	⚠	⚠	⚠
Polymyositis and dermatomyositis LF	⚠	⚠	✘	✘	✘
Drug-induced myopathy	✔	⚠	⚠	⚠	⚠
Undifferentiated diseases of muscle and neuromuscular function*	⚠	⚠	⚠	⚠	⚠

MULTIPLE SCLEROSIS AND OTHER DEMYELINATING DISEASES (<2% of exam)

Multiple sclerosis and other demyelinating diseases	✔	✔	⚠	⚠	⚠
---	---	---	---	---	---

✔ – **High Importance:** At least 75% of exam questions will address topics and tasks with this designation.

⚠ – **Medium Importance:** No more than 25% of exam questions will address topics and tasks with this designation.

✘ – **Low Importance:** No exam questions will address topics and tasks with this designation.

LF – Low Frequency: No more than 18% of exam questions will address topics with this designation, regardless of task or importance.

NEUROLOGY <i>continued...</i> (4% of exam)		Diagnosis	Testing	Treatment/ Care Decisions	Risk Assessment/ Prognosis/ Epidemiology	Pathophysiology/ Basic Science
--	--	------------------	----------------	--------------------------------------	---	---

OTHER PRIMARY NEUROLOGIC DISORDERS (<2% of exam)

Nutritional disorders		⚠	⚠	⚠	⚠	⚠
Neurocutaneous syndromes	LF	⚠	✘	✘	✘	✘
Head injury		✔	✔	⚠	⚠	⚠
Spinal cord injury and disorders	LF	⚠	⚠	⚠	⚠	✘
Pseudotumor cerebri	LF	⚠	⚠	⚠	⚠	⚠
Motor neuron disease	LF	⚠	⚠	⚠	⚠	✘
Neuroleptic malignant syndrome	LF	⚠	⚠	⚠	⚠	⚠
Cerebellar ataxias	LF	⚠	⚠	⚠	⚠	✘

SLEEP MEDICINE (<2% of exam)

Obesity-hypoventilation syndrome		✔	✔	✔	✔	⚠
Obstructive sleep apnea		✔	✔	✔	✔	⚠
Insomnia		✔	✔	✔	✔	⚠
Restless legs syndrome		⚠	⚠	⚠	⚠	✘
Periodic limb movements of sleep	LF	⚠	⚠	⚠	✘	✘
Other sleep disorders (narcolepsy)	LF	✘	✘	✘	✘	✘

NEURO-OPHTHALMOLOGY (<2% of exam)

Optic atrophy and optic neuritis (including Marcus Gunn pupil)	LF	⚠	⚠	⚠	✘	✘
Horner's syndrome	LF	⚠	⚠	⚠	⚠	⚠
Pupillary abnormalities other than Marcus Gunn pupil and Horner's syndrome	LF	✘	✘	✘	✘	✘
Disorders of eye movement	LF	⚠	✘	✘	✘	✘
Papilledema	LF	✔	✔	⚠	⚠	⚠

MISCELLANEOUS NEUROLOGIC DISORDERS (<2% of exam)

Vertigo		✔	✔	✔	⚠	⚠
Syncope		✔	✔	✔	✔	✔
Gait and balance disorders		⚠	⚠	⚠	⚠	⚠

✔ – **High Importance:** At least 75% of exam questions will address topics and tasks with this designation.

⚠ – **Medium Importance:** No more than 25% of exam questions will address topics and tasks with this designation.

✘ – **Low Importance:** No exam questions will address topics and tasks with this designation.

LF – **Low Frequency:** No more than 18% of exam questions will address topics with this designation, regardless of task or importance.

OBSTETRICS AND GYNECOLOGY (3% of exam)		Diagnosis	Testing	Treatment/ Care Decisions	Risk Assessment/ Prognosis/ Epidemiology	Pathophysiology/ Basic Science
--	--	------------------	----------------	--------------------------------------	---	---

DISEASES OF THE VULVA AND EXTERNAL GENITALIA (<2% of exam)

Diseases of the vulva and external genitalia	LF	⚠	⚠	⚠	⚠	✘
--	----	---	---	---	---	---

BREAST DISORDERS (<2% of exam)

Breast nodules		✔	✔	✔	✔	⚠
Mastitis and breastfeeding	LF	⚠	⚠	⚠	✘	✘
Other breast disorders (cyclic pain, nipple discharge)		⚠	⚠	⚠	⚠	✘

OVARIAN DISORDERS (<2% of exam)

Polycystic ovary syndrome		⚠	⚠	⚠	⚠	⚠
Ovarian cysts		⚠	⚠	⚠	⚠	✘
Ovarian cancer	LF	✔	✔	⚠	⚠	✘

UTERINE DISORDERS (<2% of exam)

Uterine fibroids		⚠	⚠	⚠	⚠	✘
Endometriosis	LF	⚠	⚠	⚠	⚠	✘
Endometrial cancer	LF	✔	⚠	⚠	⚠	⚠
Cervical cancer	LF	✔	✔	⚠	⚠	⚠

VAGINAL DISORDERS OTHER THAN VULVOVAGINITIS (<2% of exam)

Vaginal disorders other than vulvovaginitis	LF	⚠	⚠	⚠	⚠	✘
---	----	---	---	---	---	---

PREGNANCY (<2% of exam)

Hypertension in pregnancy	LF	⚠	⚠	✔	⚠	⚠
Asthma and pregnancy	LF	⚠	⚠	⚠	⚠	⚠
Hyperthyroidism during pregnancy or peripartum period	LF	⚠	⚠	⚠	⚠	⚠
Liver disease in pregnancy	LF	⚠	⚠	⚠	⚠	✘
Peripartum cardiomyopathy	LF	✔	✔	⚠	⚠	⚠

✔ – **High Importance:** At least 75% of exam questions will address topics and tasks with this designation.

⚠ – **Medium Importance:** No more than 25% of exam questions will address topics and tasks with this designation.

✘ – **Low Importance:** No exam questions will address topics and tasks with this designation.

LF – **Low Frequency:** No more than 18% of exam questions will address topics with this designation, regardless of task or importance.

OBSTETRICS AND GYNECOLOGY <i>continued...</i> (3% of exam)	Diagnosis	Testing	Treatment/ Care Decisions	Risk Assessment/ Prognosis/ Epidemiology	Pathophysiology/ Basic Science
---	-----------	---------	------------------------------	--	-----------------------------------

PREGNANCY *continued...* (<2% of exam)

Ectopic pregnancy	LF	✔	✔	⚠	⚠	✘
Diabetes mellitus and pregnancy		⚠	⚠	⚠	⚠	⚠
Urinary tract infections in pregnancy		✔	✔	✔	⚠	⚠
Vitamin deficiency*		✔	✔	⚠	⚠	⚠

MENSTRUAL DISORDERS (<2% of exam)

Evaluation of undiagnosed dysmenorrhea		⚠	⚠	⚠	⚠	✘
Evaluation of undiagnosed amenorrhea	LF	⚠	⚠	⚠	⚠	⚠
Abnormal uterine bleeding		✔	✔	⚠	⚠	⚠

MENOPAUSE: MANAGEMENT, RISKS, AND BENEFITS OF THERAPY (<2% of exam)

Menopause – management, risks, and benefits of therapy		✔	✔	✔	✔	⚠
--	--	---	---	---	---	---

FAMILY PLANNING AND REPRODUCTIVE HEALTH (<2% of exam)

Family planning and reproductive health		⚠	⚠	⚠	⚠	✘
---	--	---	---	---	---	---

SEXUALLY TRANSMITTED DISEASES AND INFECTIONS OF REPRODUCTIVE ORGANS (<2% of exam)

Sexually transmitted diseases and infections of reproductive organs		✔	✔	✔	✔	⚠
---	--	---	---	---	---	---

MEDICAL ONCOLOGY (6% of exam)	Diagnosis	Testing	Treatment/ Care Decisions	Risk Assessment/ Prognosis/ Epidemiology	Pathophysiology/ Basic Science
---	-----------	---------	------------------------------	--	-----------------------------------

LUNG CANCER – CLINICAL PRESENTATION AND DIAGNOSIS (<2% of exam)

Lung cancer – clinical presentation and diagnosis		✔	✔	⚠	⚠	⚠
---	--	---	---	---	---	---

BREAST CANCER (<2% of exam)

Breast cancer		✔	✔	✔	✔	⚠
---------------	--	---	---	---	---	---

NEOPLASMS OF THE HEAD AND NECK (<2% of exam)

Thyroid nodules and thyroid cancer		✔	✔	⚠	⚠	⚠
Other neoplasms of the head and neck (not thyroid cancer)		✔	⚠	⚠	⚠	✘

✔ – **High Importance:** At least 75% of exam questions will address topics and tasks with this designation.

⚠ – **Medium Importance:** No more than 25% of exam questions will address topics and tasks with this designation.

✘ – **Low Importance:** No exam questions will address topics and tasks with this designation.

LF – **Low Frequency:** No more than 18% of exam questions will address topics with this designation, regardless of task or importance.

MEDICAL ONCOLOGY <i>continued...</i> (6% of exam)		Diagnosis	Testing	Treatment/ Care Decisions	Risk Assessment/ Prognosis/ Epidemiology	Pathophysiology/ Basic Science
--	--	------------------	----------------	--------------------------------------	---	---

GASTROINTESTINAL OR HEPATIC CANCER (<2% of exam)

Esophageal carcinoma	LF	✔	✔	⚠	⚠	⚠
Stomach cancer	LF	✔	⚠	⚠	⚠	✘
Colorectal cancer		✔	✔	✔	✔	⚠
Pancreatic carcinoma other than pancreatic endocrine tumors	LF	✔	✔	⚠	⚠	⚠
Hepatocellular carcinoma	LF	✔	✔	⚠	⚠	⚠
Gallbladder cancer*		✔	✔	✘	✘	✘

UROLOGIC CANCER (<2% of exam)

Renal cell carcinoma	LF	✔	⚠	⚠	⚠	✘
Bladder carcinoma	LF	✔	⚠	⚠	⚠	✘
Prostate carcinoma		✔	✔	✔	⚠	⚠
Testicular carcinoma and tumors	LF	✔	⚠	⚠	⚠	✘

GYNECOLOGIC CANCER (<2% of exam)

Ovarian cancer	LF	✔	✔	⚠	⚠	✘
Endometrial cancer		✔	⚠	⚠	⚠	⚠
Cervical and uterine cancer		✔	✔	⚠	⚠	⚠
Vulvar cancer*		✔	⚠	✘	✘	✘

BONE TUMORS (<2% of exam)

Bone tumors	LF	⚠	⚠	⚠	✘	✘
-------------	----	---	---	---	---	---

CENTRAL NERVOUS SYSTEM (CNS) TUMORS (<2% of exam)

Brain tumors	LF	⚠	⚠	⚠	⚠	✘
Spinal cord tumors and compression	LF	✔	✔	⚠	⚠	⚠
Carcinomatous meningitis	LF	⚠	⚠	✘	✘	✘

✔ – **High Importance:** At least 75% of exam questions will address topics and tasks with this designation.

⚠ – **Medium Importance:** No more than 25% of exam questions will address topics and tasks with this designation.

✘ – **Low Importance:** No exam questions will address topics and tasks with this designation.

LF – Low Frequency: No more than 18% of exam questions will address topics with this designation, regardless of task or importance.

MEDICAL ONCOLOGY <i>continued...</i> (6% of exam)	Diagnosis	Testing	Treatment/ Care Decisions	Risk Assessment/ Prognosis/ Epidemiology	Pathophysiology/ Basic Science
--	------------------	----------------	--------------------------------------	---	---

SKIN CANCER (<2% of exam)

Squamous cell carcinoma of the skin	✔	✔	✔	✔	⚠
Basal cell carcinoma of the skin	✔	✔	✔	✔	⚠
Melanoma and nevi	✔	✔	✔	✔	⚠
Mycosis fungoides LF	⚠	⚠	⚠	⚠	✘

HEMATOLOGIC MALIGNANCIES (<2% of exam)

Chronic leukemia	✔	⚠	⚠	⚠	⚠
Acute leukemia LF	✔	✔	⚠	⚠	⚠
Non-Hodgkin's lymphoma LF	✔	⚠	⚠	⚠	⚠
Hodgkin's disease LF	⚠	⚠	⚠	⚠	✘
Plasma cell disorder LF	⚠	⚠	⚠	⚠	✘
Undifferentiated hematologic malignancy*	✔	⚠	✘	✘	✘

SOFT TISSUE CANCER (<2% of exam)

Soft tissue cancer LF	⚠	⚠	⚠	✘	✘
------------------------------	---	---	---	---	---

ASSORTED ENDOCRINE TUMORS AND ENDOCRINE MANIFESTATIONS OF TUMORS (<2% of exam)

Insulinoma LF	⚠	⚠	⚠	✘	✘
Vasoactive intestinal peptide (VIP)-secreting tumors LF	⚠	✘	✘	✘	✘
Zollinger-Ellison syndrome (gastrinoma) LF	⚠	⚠	⚠	✘	✘
Glucagon-secreting tumors LF	⚠	✘	✘	✘	✘
Carcinoid syndrome LF	⚠	⚠	⚠	✘	⚠
Malignancy-associated hypercalcemia	✔	✔	⚠	⚠	⚠
Ectopic adrenocorticotrophic hormone (ACTH) due to tumor LF	⚠	⚠	⚠	✘	✘
SIADH from tumor LF	⚠	⚠	⚠	⚠	⚠

✔ – **High Importance:** At least 75% of exam questions will address topics and tasks with this designation.

⚠ – **Medium Importance:** No more than 25% of exam questions will address topics and tasks with this designation.

✘ – **Low Importance:** No exam questions will address topics and tasks with this designation.

LF – Low Frequency: No more than 18% of exam questions will address topics with this designation, regardless of task or importance.

MEDICAL ONCOLOGY <i>continued...</i> (6% of exam)		Diagnosis	Testing	Treatment/ Care Decisions	Risk Assessment/ Prognosis/ Epidemiology	Pathophysiology/ Basic Science
--	--	------------------	----------------	--------------------------------------	---	---

ONCOLOGIC COMPLICATIONS OF HIV INFECTION (<2% of exam)

Oncologic complications of HIV infection	LF	⚠	⚠	✘	⚠	✘
--	----	---	---	---	---	---

CANCER OF UNKNOWN PRIMARY (<2% of exam)

Cancer of unknown primary	LF	⚠	⚠	⚠	⚠	✘
---------------------------	----	---	---	---	---	---

CANCER PREVENTION (<2% of exam)

Smoking cessation		✔	✔	✔	✔	⚠
Environmental carcinogens		⚠	⚠	⚠	⚠	⚠
Inherited cancer risk		⚠	⚠	⚠	✔	⚠
Lifestyle interventions		✔	⚠	✔	⚠	⚠

CANCER SCREENING (<2% of exam)

Breast cancer		✔	✔	✔	✔	⚠
Lung cancer		✔	✔	⚠	✔	⚠
Colorectal cancer		✔	✔	✔	✔	⚠
Cervical cancer		✔	✔	⚠	⚠	⚠
Prostate cancer		✔	✔	✔	⚠	⚠

ONCOLOGIC EMERGENCIES (<2% of exam)

Superior vena cava syndrome	LF	✔	⚠	⚠	⚠	⚠
Fever and neutropenia		✔	✔	✔	⚠	⚠
Brain tumors	LF	⚠	⚠	⚠	⚠	✘
Spinal cord tumors and compression	LF	✔	✔	⚠	⚠	⚠
Cardiac tamponade from neoplastic pericarditis	LF	✔	✔	⚠	⚠	✘
Tumor lysis syndrome	LF	⚠	⚠	⚠	⚠	⚠
Hypercalcemia	LF	✔	✔	✔	⚠	⚠

✔ – **High Importance:** At least 75% of exam questions will address topics and tasks with this designation.

⚠ – **Medium Importance:** No more than 25% of exam questions will address topics and tasks with this designation.

✘ – **Low Importance:** No exam questions will address topics and tasks with this designation.

LF – **Low Frequency:** No more than 18% of exam questions will address topics with this designation, regardless of task or importance.

MEDICAL ONCOLOGY <i>continued...</i> (6% of exam)	Diagnosis	Testing	Treatment/ Care Decisions	Risk Assessment/ Prognosis/ Epidemiology	Pathophysiology/ Basic Science
--	-----------	---------	------------------------------	--	-----------------------------------

COMPLICATIONS OF CANCER AND ITS TREATMENT (<2% of exam)

Pain	✔	⚠	✔	⚠	⚠
Dyspnea	✔	✔	✔	✔	✔
Paraneoplastic syndromes	LF ⚠	⚠	⚠	⚠	⚠
Lymphedema*	✔	✔	✔	✘	⚠
Nausea and vomiting	✔	⚠	✔	⚠	⚠
Cardiotoxicity	LF ⚠	⚠	⚠	⚠	⚠
Radiation toxicity	LF ⚠	⚠	⚠	⚠	⚠

CANCER SURVIVORSHIP (<2% of exam)

Surveillance	⚠	⚠	⚠	⚠	⚠
Second malignancies	LF ⚠	⚠	⚠	⚠	⚠
Neuropathies	⚠	⚠	⚠	⚠	⚠
Infertility	LF ⚠	⚠	⚠	⚠	✘
Psychosocial and financial	⚠	⚠	⚠	⚠	✘

UNDIFFERENTIATED ONCOLOGY

Undifferentiated oncology*	✔	✔	⚠	⚠	✘
----------------------------	---	---	---	---	---

OPHTHALMOLOGY (1% of exam)	Diagnosis	Testing	Treatment/ Care Decisions	Risk Assessment/ Prognosis/ Epidemiology	Pathophysiology/ Basic Science
--------------------------------------	-----------	---------	------------------------------	--	-----------------------------------

CONJUNCTIVITIS (<1% of exam)

Viral conjunctivitis	⚠	⚠	⚠	⚠	⚠
Bacterial conjunctivitis	✔	⚠	✔	⚠	⚠
Allergic conjunctivitis	✔	⚠	✔	⚠	⚠
Other conjunctivitis (keratoconjunctivitis sicca [dry eye], undifferentiated)	LF ⚠	✘	⚠	✘	✘

GLAUCOMA (<1% of exam)

Glaucoma	⚠	⚠	⚠	⚠	⚠
----------	---	---	---	---	---

✔ – **High Importance:** At least 75% of exam questions will address topics and tasks with this designation.

⚠ – **Medium Importance:** No more than 25% of exam questions will address topics and tasks with this designation.

✘ – **Low Importance:** No exam questions will address topics and tasks with this designation.

LF – Low Frequency: No more than 18% of exam questions will address topics with this designation, regardless of task or importance.

OPHTHALMOLOGY <i>continued...</i> (1% of exam)		Diagnosis	Testing	Treatment/ Care Decisions	Risk Assessment/ Prognosis/ Epidemiology	Pathophysiology/ Basic Science
--	--	------------------	----------------	--------------------------------------	---	---

CATARACTS (<1% of exam)

Cataracts		⚠	⚠	⚠	⚠	✘
-----------	--	---	---	---	---	---

DISEASES OF THE CORNEA (<1% of exam)

Corneal abrasion	LF	⚠	⚠	⚠	⚠	✘
Keratitis (infections of the cornea)	LF	⚠	⚠	⚠	⚠	✘

NEURO-OPHTHALMOLOGY (NOT RETINAL) (<1% of exam)

Optic atrophy and optic neuritis (including Marcus Gunn pupil)	LF	⚠	⚠	⚠	✘	✘
Horner's syndrome	LF	⚠	⚠	⚠	⚠	⚠
Other pupillary abnormalities (including Adie's tonic pupil, Argyll Robertson pupil)	LF	⚠	⚠	✘	✘	✘
Disorders of eye movement	LF	⚠	✘	✘	✘	✘
Papilledema	LF	✔	✔	⚠	⚠	⚠
Pituitary adenoma*		✔	✔	✔	✔	⚠

RETINAL DISEASE (<1% of exam)

Macular degeneration		⚠	⚠	⚠	⚠	⚠
Retinal detachment	LF	✔	⚠	⚠	⚠	⚠
Ophthalmologic complications of HIV	LF	⚠	⚠	✘	✘	✘
Diabetic retinopathy		✔	✔	✔	✔	⚠
Amaurosis fugax	LF	✔	✔	✔	⚠	⚠
Temporal arteritis	LF	✔	✔	✔	✔	⚠
Roth spot*		⚠	⚠	⚠	✘	✘

UVEITIS (<1% of exam)

Uveitis	LF	⚠	⚠	⚠	⚠	⚠
---------	----	---	---	---	---	---

✔ – **High Importance:** At least 75% of exam questions will address topics and tasks with this designation.

⚠ – **Medium Importance:** No more than 25% of exam questions will address topics and tasks with this designation.

✘ – **Low Importance:** No exam questions will address topics and tasks with this designation.

LF – Low Frequency: No more than 18% of exam questions will address topics with this designation, regardless of task or importance.

OPHTHALMOLOGY <i>continued...</i> (1% of exam)		Diagnosis	Testing	Treatment/ Care Decisions	Risk Assessment/ Prognosis/ Epidemiology	Pathophysiology/ Basic Science
--	--	------------------	----------------	--------------------------------------	---	---

MISCELLANEOUS OPHTHALMOLOGIC DISORDERS (<1% of exam)

Episcleritis and scleritis	LF	⚠	⚠	⚠	✘	✘
Periorbital cellulitis	LF	✔	⚠	✔	⚠	✘
Endophthalmitis	LF	⚠	⚠	⚠	⚠	✘
Chorioretinitis	LF	⚠	✘	✘	✘	✘
Orbital infections	LF	⚠	⚠	⚠	⚠	✘

OTOLARYNGOLOGY AND DENTAL MEDICINE (1% of exam)		Diagnosis	Testing	Treatment/ Care Decisions	Risk Assessment/ Prognosis/ Epidemiology	Pathophysiology/ Basic Science
---	--	------------------	----------------	--------------------------------------	---	---

DISORDERS OF THE NOSE AND PARANASAL SINUSES (<1% of exam)

Allergic rhinitis		✔	✔	✔	✔	⚠
Acute and chronic sinusitis		✔	✔	✔	⚠	⚠
Disturbances of taste and smell	LF	⚠	⚠	⚠	⚠	✘
Epistaxis		⚠	⚠	✔	⚠	⚠

DISEASES OF THE EAR (<1% of exam)

Benign paroxysmal positional vertigo		✔	✔	✔	⚠	⚠
Vestibular neuronitis and acute labyrinthitis		⚠	⚠	⚠	⚠	⚠
Meniere's disease	LF	⚠	⚠	⚠	⚠	⚠
Acoustic neuroma	LF	✔	✔	⚠	⚠	⚠
Presbycusis and other hearing loss		⚠	⚠	⚠	⚠	✘
Otitis media and externa		✔	⚠	✔	⚠	⚠
Cholesteatoma	LF	⚠	✘	✘	✘	✘
Undifferentiated disorders of the ear and mastoid*		⚠	⚠	⚠	✘	✘

✔ – **High Importance:** At least 75% of exam questions will address topics and tasks with this designation.

◐ – **Medium Importance:** No more than 25% of exam questions will address topics and tasks with this designation.

✘ – **Low Importance:** No exam questions will address topics and tasks with this designation.

LF – **Low Frequency:** No more than 18% of exam questions will address topics with this designation, regardless of task or importance.

OTOLARYNGOLOGY AND DENTAL MEDICINE <i>continued...</i> (1% of exam)	Diagnosis	Testing	Treatment/ Care Decisions	Risk Assessment/ Prognosis/ Epidemiology	Pathophysiology/ Basic Science
--	-----------	---------	------------------------------	--	-----------------------------------

DISEASES OF THE ORAL CAVITY, PHARYNX, AND SALIVARY GLANDS (<1% of exam)

Pharyngitis	✔	✔	✔	◐	◐
Epiglottitis LF	✔	◐	✔	◐	✘
Deep infections of head and neck LF	✔	✔	◐	◐	◐
Parotid disease LF	◐	◐	◐	◐	✘
Diseases of the oral mucosa and the tongue	◐	◐	◐	◐	✘
Undifferentiated disorders of the oral cavity, pharynx, or salivary glands*	✔	✔	◐	✘	✘

DISEASES OF THE LARYNX AND AIRWAY (<1% of exam)

Diseases of the larynx and airway LF	◐	◐	◐	◐	◐
--------------------------------------	---	---	---	---	---

BELL'S PALSY AND OTHER CRANIAL NEUROPATHIES (<1% of exam)

Bell's palsy and other cranial neuropathies	✔	✔	✔	◐	◐
---	---	---	---	---	---

NEOPLASMS OF THE HEAD AND NECK (<1% of exam)

Neoplasms of the head and neck*	✔	✔	◐	◐	◐
---------------------------------	---	---	---	---	---

PSYCHIATRY (3% of exam)	Diagnosis	Testing	Treatment/ Care Decisions	Risk Assessment/ Prognosis/ Epidemiology	Pathophysiology/ Basic Science
----------------------------	-----------	---------	------------------------------	--	-----------------------------------

MOOD DISORDERS (<2% of exam)

Depression and suicide	✔	✔	✔	◐	◐
Bipolar disorder	◐	◐	◐	◐	◐
Other mood disorders (psychogenic erectile dysfunction, premenstrual dysphoric disorder)*	✔	◐	✔	◐	✘

EATING DISORDERS (NOT INCLUDING OBESITY) (<2% of exam)

Anorexia nervosa LF	◐	◐	◐	◐	✘
Bulimia LF	◐	◐	◐	◐	✘

SUBSTANCE USE DISORDER (<2% of exam)

Substance use disorder	✔	✔	✔	✔	◐
------------------------	---	---	---	---	---

✔ – **High Importance:** At least 75% of exam questions will address topics and tasks with this designation.

⚠ – **Medium Importance:** No more than 25% of exam questions will address topics and tasks with this designation.

✘ – **Low Importance:** No exam questions will address topics and tasks with this designation.

LF – Low Frequency: No more than 18% of exam questions will address topics with this designation, regardless of task or importance.

PSYCHIATRY <i>continued...</i> (3% of exam)	Diagnosis	Testing	Treatment/ Care Decisions	Risk Assessment/ Prognosis/ Epidemiology	Pathophysiology/ Basic Science
---	------------------	----------------	--------------------------------------	---	---

SCHIZOPHRENIA AND DELUSIONAL (PARANOID) DISORDERS (<2% of exam)

Complications of drug therapy	✔	⚠	⚠	⚠	⚠
Delusional disorder, somatic type*	✔	⚠	⚠	⚠	✘

ANXIETY DISORDERS (<2% of exam)

Obsessive-compulsive disorder	⚠	✘	⚠	⚠	✘
Phobias LF	⚠	⚠	⚠	⚠	✘
Post-traumatic stress disorder	⚠	⚠	⚠	⚠	✘
Generalized anxiety disorder	✔	⚠	✔	⚠	✘
Panic disorder	⚠	⚠	⚠	⚠	✘

SOMATOFORM DISORDERS (<2% of exam)

Somatic symptom disorder	⚠	⚠	⚠	⚠	✘
Conversion disorders LF	⚠	⚠	⚠	⚠	✘

GENDER DYSPHORIA (<2% of exam)

Gender Dysphoria LF	⚠	⚠	⚠	⚠	✘
----------------------------	---	---	---	---	---

SLEEP DISORDERS (<2% of exam)

Insomnia	✔	✔	✔	✔	⚠
Narcolepsy*	⚠	✘	✘	✘	✘

FACTITIOUS DISORDERS (<2% of exam)

Factitious disorders LF	⚠	⚠	⚠	⚠	✘
--------------------------------	---	---	---	---	---

PERSONALITY DISORDERS (<2% of exam)

Personality disorders	⚠	⚠	⚠	⚠	✘
-----------------------	---	---	---	---	---

NEUROLEPTIC MALIGNANT DISORDER

Neuroleptic malignant disorder*	✔	✔	✔	✔	⚠
---------------------------------	---	---	---	---	---

✔ – **High Importance:** At least 75% of exam questions will address topics and tasks with this designation.

⚠ – **Medium Importance:** No more than 25% of exam questions will address topics and tasks with this designation.

✘ – **Low Importance:** No exam questions will address topics and tasks with this designation.

LF – Low Frequency: No more than 18% of exam questions will address topics with this designation, regardless of task or importance.

PULMONARY DISEASE (8% of exam)	Diagnosis	Testing	Treatment/ Care Decisions	Risk Assessment/ Prognosis/ Epidemiology	Pathophysiology/ Basic Science
--	------------------	----------------	--------------------------------------	---	---

OBSTRUCTIVE AIRWAY DISEASE (2.5% of exam)

General asthma	✔	✔	✔	✔	⚠
Chronic bronchitis and emphysema	✔	✔	✔	✔	⚠
Other obstructive airway disease*	✔	✔	⚠	⚠	✘

OCCUPATIONAL AND ENVIRONMENTAL LUNG DISEASE (<2% of exam)

Organic inhalations (hypersensitivity pneumonitis) LF	⚠	⚠	⚠	⚠	✘
Inorganic inhalations (pneumoconiosis) LF	⚠	⚠	⚠	⚠	✘
Occupational asthma	⚠	⚠	⚠	⚠	⚠
High-altitude illness LF	⚠	✘	⚠	⚠	✘
Carbon monoxide poisoning LF	✔	⚠	✔	⚠	⚠

RESTRICTIVE LUNG DISEASE OTHER THAN INTERSTITIAL LUNG AND PLEURAL DISEASE (<2% of exam)

Pulmonary complications of obesity	✔	⚠	⚠	⚠	⚠
Chest wall disorders LF	⚠	⚠	⚠	⚠	⚠
Neuromuscular disorders LF	⚠	⚠	⚠	⚠	⚠
Undifferentiated restrictive lung disease*	⚠	⚠	⚠	⚠	✘

INTERSTITIAL LUNG DISEASE (<2% of exam)

Idiopathic pulmonary fibrosis	⚠	⚠	⚠	⚠	⚠
Sarcoidosis	⚠	⚠	⚠	⚠	⚠
Radiation pneumonitis LF	⚠	⚠	⚠	⚠	✘
Drug-induced interstitial lung disease LF	⚠	⚠	⚠	⚠	✘
Connective tissue disorders and vasculitis LF	⚠	⚠	⚠	⚠	⚠
Eosinophilic pneumonia LF	⚠	✘	✘	✘	✘
Anti-glomerular basement membrane (Goodpasture's) syndrome LF	⚠	⚠	✘	✘	✘

✔ – **High Importance:** At least 75% of exam questions will address topics and tasks with this designation.

⚠ – **Medium Importance:** No more than 25% of exam questions will address topics and tasks with this designation.

✘ – **Low Importance:** No exam questions will address topics and tasks with this designation.

LF – Low Frequency: No more than 18% of exam questions will address topics with this designation, regardless of task or importance.

PULMONARY DISEASE <i>continued...</i> (8% of exam)	Diagnosis	Testing	Treatment/ Care Decisions	Risk Assessment/ Prognosis/ Epidemiology	Pathophysiology/ Basic Science
--	-----------	---------	------------------------------	--	-----------------------------------

PULMONARY VASCULAR DISEASE (<2% of exam)

Pulmonary embolism	✔	✔	✔	✔	✔
Idiopathic pulmonary arterial hypertension	LF ⚠	⚠	⚠	⚠	⚠
Cor pulmonale	✔	✔	⚠	⚠	⚠
Superior vena cava syndrome	LF ✔	⚠	⚠	⚠	⚠
Hepatopulmonary syndrome	LF ⚠	⚠	⚠	⚠	⚠

PLEURAL DISEASE (<2% of exam)

Noninfectious pleural effusion	✔	✔	⚠	⚠	⚠
Infections of the pleural space and empyema	✔	⚠	⚠	⚠	⚠
Pneumothorax	LF ✔	✔	✔	✔	⚠

LOWER RESPIRATORY TRACT INFECTIONS (<2% of exam)

Bronchitis	✔	✔	✔	✔	⚠
Pneumonia	✔	✔	✔	✔	✔
Lung abscess	LF ⚠	⚠	⚠	⚠	⚠
Tuberculosis (TB)	LF ✔	✔	✔	✔	⚠
Infection of the pleural space and empyema	LF ✔	✔	⚠	⚠	⚠

BRONCHIECTASIS (<2% of exam)

Bronchiectasis	⚠	⚠	⚠	⚠	⚠
----------------	---	---	---	---	---

CONGENITAL LUNG DISEASE (<2% of exam)

Cystic fibrosis	LF ⚠	⚠	⚠	✘	✘
Alpha-1-antitrypsin deficiency	LF ⚠	⚠	⚠	⚠	⚠

ACUTE RESPIRATORY DISTRESS SYNDROME (ARDS) (<2% of exam)

Fat embolism	LF ✔	⚠	⚠	⚠	⚠
Transfusion-related acute lung injury	LF ⚠	⚠	⚠	⚠	✘
Acute respiratory distress syndrome (not including fat embolism)	LF ✔	✔	✔	⚠	⚠

✔ – **High Importance:** At least 75% of exam questions will address topics and tasks with this designation.

⚠ – **Medium Importance:** No more than 25% of exam questions will address topics and tasks with this designation.

✘ – **Low Importance:** No exam questions will address topics and tasks with this designation.

LF – Low Frequency: No more than 18% of exam questions will address topics with this designation, regardless of task or importance.

PULMONARY DISEASE <i>continued...</i> (8% of exam)		Diagnosis	Testing	Treatment/ Care Decisions	Risk Assessment/ Prognosis/ Epidemiology	Pathophysiology/ Basic Science
--	--	------------------	----------------	--------------------------------------	---	---

LUNG CANCER (<2% of exam)

Paraneoplastic syndromes	LF	⚠	⚠	⚠	⚠	⚠
Undifferentiated lung cancer		✔	✔	⚠	⚠	⚠

SLEEP MEDICINE (<2% of exam)

Obesity-hypoventilation syndrome		✔	✔	✔	✔	⚠
Obstructive sleep apnea		✔	✔	✔	✔	⚠
Insomnia		✔	✔	✔	✔	⚠
Parasomnia	LF	⚠	⚠	⚠	⚠	⚠

MANAGEMENT OF VENTILATORS (<2% of exam)

Management of ventilators	LF	⚠	⚠	⚠	⚠	⚠
---------------------------	----	---	---	---	---	---

PULMONARY COMPLICATIONS OF HIV INFECTION (<2% of exam)

Pulmonary complications of HIV infection	LF	⚠	⚠	⚠	⚠	✘
--	----	---	---	---	---	---

EVALUATION OF COMMON PULMONARY SYMPTOMS (2.5% of exam)

Cough		✔	✔	✔	✔	⚠
Dyspnea		✔	✔	✔	✔	✔
Hemoptysis		✔	✔	✔	✔	⚠

SOLITARY PULMONARY NODULE (<2% of exam)

Solitary pulmonary nodule		✔	✔	✔	✔	⚠
---------------------------	--	---	---	---	---	---

MISCELLANEOUS PULMONARY DISORDERS (INDICATIONS FOR SPIROMETRY) (<2% of exam)

Miscellaneous pulmonary disorders (indications for spirometry)	LF	⚠	⚠	✘	✘	✘
--	----	---	---	---	---	---

✔ – **High Importance:** At least 75% of exam questions will address topics and tasks with this designation.

⚠ – **Medium Importance:** No more than 25% of exam questions will address topics and tasks with this designation.

✘ – **Low Importance:** No exam questions will address topics and tasks with this designation.

LF – Low Frequency: No more than 18% of exam questions will address topics with this designation, regardless of task or importance.

RHEUMATOLOGY AND ORTHOPEDICS (10% of exam)	Diagnosis	Testing	Treatment/ Care Decisions	Risk Assessment/ Prognosis/ Epidemiology	Pathophysiology/ Basic Science
--	------------------	----------------	--------------------------------------	---	---

CRYSTAL-INDUCED ARTHROPATHY (<2% of exam)

Gout	✔	✔	✔	✔	⚠
Pseudogout	⚠	⚠	✔	⚠	⚠
Hydroxyapatite deposition disease LF	⚠	⚠	⚠	⚠	✘

LOCALIZED JOINT SYNDROMES (<2% of exam)

Back pain	✔	✔	✔	✔	✔
Shoulder syndromes	✔	✔	✔	⚠	⚠
Elbow syndromes	⚠	⚠	✔	⚠	⚠
Wrist and hand syndromes	✔	✔	✔	⚠	⚠
Hip and pelvic pain	✔	✔	✔	✔	⚠
Knee syndromes	✔	✔	✔	✔	⚠
Foot and ankle syndromes	✔	✔	✔	⚠	⚠

SPONDYLOARTHROPATHIES (<2% of exam)

Ankylosing spondylitis LF	⚠	⚠	⚠	⚠	✘
Reactive arthritis LF	⚠	⚠	⚠	⚠	⚠
Psoriatic arthritis	⚠	⚠	⚠	⚠	⚠
Enteropathic arthritis, arthritis with inflammatory bowel disease LF	⚠	⚠	⚠	✘	⚠
Rheumatologic complications of HIV infection LF	✘	✘	✘	✘	✘

RHEUMATOID ARTHRITIS (<2% of exam)

Extraskeletal manifestations LF	⚠	⚠	⚠	⚠	⚠
Adverse effects of antirheumatic drugs	⚠	⚠	⚠	⚠	⚠
Undifferentiated rheumatoid arthritis LF	⚠	⚠	⚠	⚠	⚠

✔ – **High Importance:** At least 75% of exam questions will address topics and tasks with this designation.

⚠ – **Medium Importance:** No more than 25% of exam questions will address topics and tasks with this designation.

✘ – **Low Importance:** No exam questions will address topics and tasks with this designation.

LF – **Low Frequency:** No more than 18% of exam questions will address topics with this designation, regardless of task or importance.

RHEUMATOLOGY AND ORTHOPEDICS <i>continued...</i> (10% of exam)		Diagnosis	Testing	Treatment/ Care Decisions	Risk Assessment/ Prognosis/ Epidemiology	Pathophysiology/ Basic Science
--	--	-----------	---------	------------------------------	--	-----------------------------------

SYSTEMIC LUPUS ERYTHEMATOSUS (SLE) (<2% of exam)

Drug-induced lupus-like syndromes	LF	⚠	⚠	⚠	✘	✘
Complications	LF	⚠	⚠	⚠	⚠	⚠
Discoid lupus	LF	⚠	⚠	✘	✘	✘
Anticardiolipin antibody syndrome	LF	⚠	⚠	⚠	⚠	✘
Undifferentiated systemic lupus erythematosus	LF	⚠	⚠	⚠	⚠	⚠

SYSTEMIC SCLEROSIS (<2% of exam)

Scleroderma, generalized	LF	⚠	⚠	⚠	⚠	✘
CREST syndrome	LF	⚠	⚠	⚠	✘	✘
Scleroderma, interstitial lung disease	LF	⚠	⚠	✘	✘	✘
Raynaud's phenomenon		⚠	⚠	⚠	⚠	⚠

VASCULITIS (<2% of exam)

Polyarteritis nodosa	LF	⚠	⚠	✘	✘	✘
Eosinophilic granulomatosis with polyangiitis (Churg-Strauss syndrome)	LF	⚠	✘	✘	✘	✘
Leukocytoclastic vasculitis	LF	⚠	⚠	✘	✘	✘
Large-vessel vasculitis	LF	⚠	⚠	⚠	✘	✘
ANCA-associated vasculitis	LF	⚠	⚠	⚠	✘	✘

OTHER PRIMARY RHEUMATIC DISORDERS (<2% of exam)

Panniculitis	LF	✘	✘	✘	✘	✘
Dermatomyositis and polymyositis	LF	⚠	⚠	✘	✘	✘
Relapsing polychondritis	LF	✘	✘	✘	✘	✘
Behcet's disease	LF	⚠	✘	✘	✘	✘
Rheumatic fever	LF	⚠	⚠	⚠	⚠	✘
Sjogren's syndrome	LF	⚠	⚠	⚠	✘	✘
Fibromyalgia		⚠	⚠	✔	⚠	⚠

✔ – **High Importance:** At least 75% of exam questions will address topics and tasks with this designation.

⚠ – **Medium Importance:** No more than 25% of exam questions will address topics and tasks with this designation.

✘ – **Low Importance:** No exam questions will address topics and tasks with this designation.

LF – **Low Frequency:** No more than 18% of exam questions will address topics with this designation, regardless of task or importance.

RHEUMATOLOGY AND ORTHOPEDICS <i>continued...</i> (10% of exam)		Diagnosis	Testing	Treatment/ Care Decisions	Risk Assessment/ Prognosis/ Epidemiology	Pathophysiology/ Basic Science
--	--	------------------	----------------	--------------------------------------	---	---

OTHER PRIMARY RHEUMATIC DISORDERS *continued...* (<2% of exam)

Juvenile rheumatoid arthritis and Still's disease	LF	⚠	✘	✘	✘	✘
Hypertrophic osteoarthropathy	LF	✘	✘	✘	✘	✘
Marfan's and Ehlers-Danlos syndromes	LF	⚠	⚠	✘	✘	✘
Scoliosis		⚠	⚠	⚠	⚠	✘
Arthropathy of hemochromatosis	LF	⚠	⚠	✘	✘	✘

INFECTIOUS ARTHRITIS (<2% of exam)

Infectious arthritis	LF	✔	✔	✔	⚠	⚠
----------------------	----	---	---	---	---	---

METABOLIC AND OTHER BONE DISEASE (<2% of exam)

Hyperparathyroidism		✔	✔	⚠	⚠	⚠
Osteoporosis		✔	✔	✔	✔	✔
Osteomalacia	LF	⚠	⚠	⚠	⚠	✘
Renal osteodystrophy	LF	⚠	⚠	⚠	⚠	⚠
Paget's disease	LF	⚠	⚠	⚠	⚠	✘
Avascular necrosis and osteonecrosis	LF	✔	✔	⚠	⚠	⚠
Osteogenesis imperfecta*		⚠	✘	✘	✘	✘

OSTEOARTHRITIS (<2% of exam)

Osteoarthritis		✔	✔	✔	✔	✔
----------------	--	---	---	---	---	---

SPORTS INJURIES AND TRAUMA (<2% of exam)

Stress fracture		✔	⚠	⚠	⚠	⚠
-----------------	--	---	---	---	---	---

UNDIFFERENTIATED SPORTS INJURIES AND TRAUMA

Undifferentiated sports injuries and trauma*		✔	✔	✔	⚠	⚠
--	--	---	---	---	---	---

BURSITIS (<2% of exam)

Bursitis		✔	✔	✔	⚠	⚠
----------	--	---	---	---	---	---

✔ – **High Importance:** At least 75% of exam questions will address topics and tasks with this designation.

⚠ – **Medium Importance:** No more than 25% of exam questions will address topics and tasks with this designation.

✘ – **Low Importance:** No exam questions will address topics and tasks with this designation.

LF – **Low Frequency:** No more than 18% of exam questions will address topics with this designation, regardless of task or importance.

RHEUMATOLOGY AND ORTHOPEDICS <i>continued...</i> (10% of exam)		Diagnosis	Testing	Treatment/ Care Decisions	Risk Assessment/ Prognosis/ Epidemiology	Pathophysiology/ Basic Science
--	--	-----------	---------	------------------------------	--	-----------------------------------

CHARCOT-MARIE-TOOTH DISEASE (<2% of exam)

Charcot-Marie-Tooth disease	LF	⚠	✘	✘	✘	✘
-----------------------------	----	---	---	---	---	---

UNDIFFERENTIATED RHEUMATOLOGY AND ORTHOPEDIC DISORDERS

Undifferentiated rheumatology and orthopedic disorders*		✔	✔	✔	⚠	✘
---	--	---	---	---	---	---

GERIATRIC SYNDROMES (3% of exam)		Diagnosis	Testing	Treatment/ Care Decisions	Risk Assessment/ Prognosis/ Epidemiology	Pathophysiology/ Basic Science
--	--	-----------	---------	------------------------------	--	-----------------------------------

PRESSURE ULCERS (<2% of exam)

Pressure ulcers		✔	⚠	✔	✔	⚠
-----------------	--	---	---	---	---	---

VENOUS ULCERS AND CHRONIC WOUNDS (<2% of exam)

Venous ulcers and chronic wounds		✔	⚠	✔	⚠	⚠
----------------------------------	--	---	---	---	---	---

END-OF-LIFE AND PALLIATIVE CARE OF THE ELDERLY (<2% of exam)

End-of-life and palliative care of the elderly		✔	⚠	✔	✔	✘
--	--	---	---	---	---	---

ETHICS IN THE ELDERLY (<2% of exam)

Assessment of decisional capacity and competency; surrogate decision-making in the elderly		✔	⚠	✔	⚠	⚠
--	--	---	---	---	---	---

CONSTIPATION IN THE ELDERLY (<2% of exam)

Constipation in the elderly		✔	⚠	✔	⚠	⚠
-----------------------------	--	---	---	---	---	---

DISORDERS OF SWALLOWING IN THE ELDERLY (<2% of exam)

Disorders of swallowing in the elderly		✔	✔	✔	⚠	⚠
--	--	---	---	---	---	---

URINARY TRACT INFECTIONS IN THE ELDERLY (<2% of exam)

Urinary tract infections in the elderly		✔	✔	✔	⚠	⚠
---	--	---	---	---	---	---

INCONTINENCE IN THE ELDERLY (<2% of exam)

Incontinence in the elderly		✔	⚠	✔	⚠	⚠
-----------------------------	--	---	---	---	---	---

✔ – **High Importance:** At least 75% of exam questions will address topics and tasks with this designation.

⚠ – **Medium Importance:** No more than 25% of exam questions will address topics and tasks with this designation.

✘ – **Low Importance:** No exam questions will address topics and tasks with this designation.

LF – **Low Frequency:** No more than 18% of exam questions will address topics with this designation, regardless of task or importance.

GERIATRIC SYNDROMES <i>continued...</i> (3% of exam)	Diagnosis	Testing	Treatment/ Care Decisions	Risk Assessment/ Prognosis/ Epidemiology	Pathophysiology/ Basic Science
DEMENTIA IN THE ELDERLY (<2% of exam)					
Dementia in the elderly	✔	✔	✔	✔	⚠
DELIRIUM IN THE ELDERLY (<2% of exam)					
Delirium in the elderly	✔	✔	✔	✔	⚠
DIZZINESS AND VERTIGO IN THE ELDERLY (<2% of exam)					
Dizziness and vertigo in the elderly	✔	✔	✔	⚠	⚠
NUTRITION IN THE ELDERLY (<2% of exam)					
Nutrition in the elderly	✔	✔	✔	⚠	⚠
OPHTHALMOLOGY IN THE ELDERLY (<2% of exam)					
Cataracts	⚠	⚠	⚠	✘	✘
Age-related macular degeneration	⚠	⚠	⚠	✘	✘
PSYCHIATRY IN THE ELDERLY (<2% of exam)					
Depression in the elderly	✔	✔	✔	⚠	⚠
Sleep disorders in the elderly	⚠	⚠	✔	⚠	✘
Neuropsychological testing of the elderly	⚠	⚠	⚠	⚠	✘
HIP FRACTURE IN THE ELDERLY (<2% of exam)					
Hip fracture in the elderly	✔	✔	✔	✔	⚠
COMMON FOOT PROBLEMS IN THE ELDERLY (<2% of exam)					
Common foot problems in the elderly	⚠	⚠	⚠	⚠	✘
PRINCIPLES OF THE GERIATRIC ASSESSMENT (<2% of exam)					
Principles of the geriatric assessment	⚠	⚠	⚠	⚠	✘
REHABILITATION AND THE ELDERLY (<2% of exam)					
Rehabilitation and the elderly	⚠	⚠	⚠	⚠	✘

✔ – **High Importance:** At least 75% of exam questions will address topics and tasks with this designation.

⚠ – **Medium Importance:** No more than 25% of exam questions will address topics and tasks with this designation.

✘ – **Low Importance:** No exam questions will address topics and tasks with this designation.

LF – Low Frequency: No more than 18% of exam questions will address topics with this designation, regardless of task or importance.

GERIATRIC SYNDROMES <i>continued...</i> (3% of exam)	Diagnosis	Testing	Treatment/ Care Decisions	Risk Assessment/ Prognosis/ Epidemiology	Pathophysiology/ Basic Science
--	------------------	----------------	--------------------------------------	---	---

OTHER PRIMARY GERIATRIC TOPICS (<2% of exam)

Clinical pharmacology and aging	✔	⚠	✔	✔	⚠
Epidemiology and aging LF	⚠	⚠	⚠	⚠	✘
Nursing home care	⚠	⚠	⚠	⚠	⚠
Home care	⚠	⚠	✔	⚠	✘
Presbycusis and hearing loss in the elderly	⚠	⚠	⚠	⚠	✘
Elder mistreatment LF	✔	⚠	✔	✔	✘
Falls	✔	✔	✔	✔	⚠
Sexual function in the elderly LF	⚠	⚠	⚠	⚠	✘

UNDIFFERENTIATED GERIATRICS

Undifferentiated geriatrics*	✔	✔	✔	⚠	✘
------------------------------	---	---	---	---	---