

Nursery Rhymes Workbook



A-Tisket, A-Tasket

DIRECTIONS: Practice reading the nursery rhyme.

A-tisket, a-tasket,
A green and yellow basket.
I wrote a letter to my love,
And on the way I dropped it,
I dropped it,
I dropped it,
And on the way I dropped it.
A little boy he picked it up and put it in his pocket.

DIRECTIONS: Draw a love letter falling out of the basket. Then color the picture.



Nursery Rhymes Workbook

www.LittleLearningLabs.com

Baa, Baa, Black Sheep

DIRECTIONS: Practice reading the nursery rhyme.

Baa, baa, black sheep,
Have you any wool?
Yes, sir, yes, sir,
Three bags full;
One for the master,
And one for the dame,
And one for the little boy
Who lives down the lane.

DIRECTIONS: Draw 3 bags of wool.



Nursery Rhymes Workbook


www.LittleLearningLabs.com

Hey Diddle Diddle

DIRECTIONS: Practice reading the nursery rhyme.

Hey diddle diddle,
The cat and the fiddle,
The cow jumped over the moon.
The little dog laughed to see such sport,
And the dish ran away with the spoon.

DIRECTIONS: Color the cow's scene. Then draw the other pictures.



Nursery Rhymes Workbook

www.LittleLearningLabs.com

Hickory Dickory Dock

DIRECTIONS: Practice reading the nursery rhyme.

Hickory, dickory, dock.
The mouse ran up the clock.
The clock struck one,
The mouse ran down,
Hickory, dickory, dock.

DIRECTIONS: Draw a mouse trying to run up the clock.



Nursery Rhymes Workbook

www.LittleLearningLabs.com

I'm a Little Teapot

DIRECTIONS: Practice reading the nursery rhyme.

I'm a little teapot,
Short and stout.
Here is my handle.
Here is my spout.
When I get all steamed up,
Hear me shout,
"Tip me over,
and pour me out!"

DIRECTIONS: Color the teapot. Then add a steaming cup of tea!



Nursery Rhymes Workbook


www.LittleLearningLabs.com

Humpty Dumpty

DIRECTIONS: Practice reading the nursery rhyme.


Humpty Dumpty sat on a wall,
Humpty Dumpty had a great fall.
All the king's horses,
And all the king's men
Couldn't put Humpty together again.

DIRECTIONS: Color Humpty. Then draw a broken Humpty Dumpty at the bottom of the wall.



Nursery Rhymes Workbook

www.LittleLearningLabs.com



Nursery Rhymes * Reading Practice
Drawing * Illustration * Coloring



TABLE OF CONTENTS

A-Tisket, A Tasket	03
Baa, Baa, Black Sheep	04
Georgie Porgie	05
Goosey, Goosey, Gander	06
Hey Diddle Diddle	07
Hickory Dickory Dock	08
Hot Cross Buns	09
Humpty Dumpty	10
I'm a Little Teapot	11
It's Raining, It's Pouring	12
Itsy Bitsy Spider	13
Jack and Jill	14
Jack Be Nimble	15
Jack Sprat	16
Little Bo Peep	17
Little Boy Blue	18
Little Jack Horner	19
Little Miss Muffet	20
Little Tommy Tucker	21
London Bridge is Falling Down	22
Mary Had a Little Lamb	23
Mary, Mary, Quite Contrary	24
Old Mother Hubbard	25
One, Two, Buckle My Shoe	26
One, Two, Three, Four, Five	27

Special thanks to openclipart.org and other public domain sites for the vintage artwork.

TABLE OF CONTENTS

Patty-Cake	28
Pease Porrdige Hot	29
Peter, Peter, Pumpkin Eater	30
Peter Piper	31
Polly, Put the Kettle On	32
Rain, Rain, Go Away	33
Ring Around the Rosie	34
Rock-a-bye Baby	35
Roses are Red	36
Row, Row, Row Your Boat	37
Rub-a-dub-dub	38
Sing a Song of Sixpence	39
Solomon Grundy	40
Star Light, Star Bright	41
The Muffin Man	42
The Wheels on the Bus	43
There Was a Crooked Man	44
This Little Piggy	45
Three Blind Mice	46
Three Little Kittens	47
To Market, To Market	48
Tom, Tom, the Piper's Son	49
Twinkle, Twinkle, Little Star	50
Wee Willie Winkie	51
What Are Little Boys Made Of?	52


Special thanks to openclipart.org and other public domain sites for the vintage artwork.

A-Ticket, A-Tasket

DIRECTIONS: Practice reading the nursery rhyme.

A-ticket, a-tasket,
A green and yellow basket.
I wrote a letter to my love,
And on the way I dropped it,
I dropped it,
I dropped it,
And on the way I dropped it.
A little boy he picked it up and put it in his pocket.

DIRECTIONS: Draw a love letter falling out of the basket. Then color the picture.




Baa, Baa, Black Sheep

DIRECTIONS: Practice reading the nursery rhyme.

Baa, baa, black sheep,
Have you any wool?
Yes, sir, yes, sir,
Three bags full;
One for the master,
And one for the dame,
And one for the little boy
Who lives down the lane.

DIRECTIONS: Draw 3 bags of wool.



Georgie Porgie

DIRECTIONS: Practice reading the nursery rhyme.

Georgie Porgie, Puddin' and Pie,
Kissed the girls and made them cry.
When the boys came out to play,
Georgie Porgie ran away.

DIRECTIONS: Color the crying girl. Then, add Georgie Porgie, who made her cry.



Goosey, Goosey, Gander

DIRECTIONS: Practice reading the nursery rhyme.

Goosey, goosey gander,
Whither shall I wander?
Upstairs and downstairs,
and in my lady's chamber.

DIRECTIONS: Color the goose. Then draw the lady's room around it.





Hey Diddle Diddle

DIRECTIONS: Practice reading the nursery rhyme.

Hey diddle diddle,
The cat and the fiddle,
The cow jumped over the moon.
The little dog laughed to see such sport,
And the dish ran away with the spoon

DIRECTIONS: Color the cow's scene. Then draw the other pictures.



Hickory Dickory Dock

DIRECTIONS: Practice reading the nursery rhyme.

Hickory, dickory, dock.
The mouse ran up the clock.
The clock struck one,
The mouse ran down,
Hickory, dickory, dock.

DIRECTIONS: Draw a mouse trying to run up the clock.



Hot Cross Buns

DIRECTIONS: Practice reading the nursery rhyme.

Hot cross buns!
Hot cross buns!
one a penny, two a penny,
Hot cross buns!

DIRECTIONS: Draw more hot cross buns. Then draw pennies to buy them with.



Humpty Dumpty

DIRECTIONS: Practice reading the nursery rhyme.

Humpty Dumpty sat on a wall,
Humpty Dumpty had a great fall.
All the king's horses,
And all the king's men
Couldn't put Humpty together again.

DIRECTIONS: Color Humpty. Then draw a broken Humpty Dumpty at the bottom of the wall.



Humpty Dumpty sat on a wall.

Humpty Dumpty had a great fall.

I'm a Little Teapot

DIRECTIONS: Practice reading the nursery rhyme.

I'm a little teapot,
Short and stout.
Here is my handle.
Here is my spout.
When I get all steamed up,
Hear me shout,
"Tip me over,
and pour me out!"

DIRECTIONS: Color the teapot. Then add a steaming cup of tea!




It's Raining, It's Pouring

DIRECTIONS: Practice reading the nursery rhyme.

It's raining; it's pouring.
The old man is snoring.
He went to bed and bumped his head,
And he wouldn't get up in the morning.

DIRECTIONS: Draw an old man on the bed. Then draw a storm outside a window.



Itsy Bitsy Spider

DIRECTIONS: Practice reading the nursery rhyme.

The itsy bitsy spider climbed up the waterspout.
Down came the rain,
and washed the spider out.
Out came the sun,
and dried up all the rain,
and the itsy bitsy spider climbed up the spout again.

DIRECTIONS: Draw the rainy and sunny scenes.



Down came the rain and
washed the spider out.



And the itsy bitsy spider
climbed up the spout again.

Jack and Jill

DIRECTIONS: Practice reading the nursery rhyme.

Jack and Jill went up the hill
To fetch a pail of water.
Jack fell down and broke his crown,
And Jill came tumbling after.

DIRECTIONS: Color the first scene. Then draw Jack and Jill falling down the hill.



Jack and Jill went up the hill



Jack fell down...
And Jill came tumbling after.

Jack Be Nimble

DIRECTIONS: Practice reading the nursery rhyme.


Jack be nimble,
Jack be quick,
Jack jump over the candlestick.

Jack be nimble,
Jack be spry,
Jack jump over the apple pie.

DIRECTIONS: Color Jack jumping the candlestick. Then draw him jumping over a pie.



Jack jump over the candlestick.



Jack jump over the apple pie.

Jack Sprat

DIRECTIONS: Practice reading the nursery rhyme.

Jack Sprat could eat no fat.
His wife could eat no lean.
And so between them both, you see,
They licked the platter clean.

DIRECTIONS: In the boxes, draw foods that each person would like.



Healthy foods for Jack Sprat.




Tasty foods for Jack's wife.

Little Bo Peep

DIRECTIONS: Practice reading the nursery rhyme.

Little Bo-Peep has lost her sheep,
and doesn't know where to find them.
Leave them alone, and they'll come home,
wagging their tails behind them.

DIRECTIONS: Color the scene. Then write words to show what Little Bo Peep is saying.



Little Boy Blue

DIRECTIONS: Practice reading the nursery rhyme.

Little Boy Blue, come blow your horn.
The sheep's in the meadow.
The cow's in the corn.
Where is that boy, who looks after the sheep?
Under the haystack, fast asleep.
Will you wake him?
Oh no, not I.
For if I do, he will surely cry.

DIRECTIONS: Color the sheep's scene. Then draw the others.



The sheep's in the meadow.

The cow's in the corn.


He's under the haystack, fast asleep.

Little Jack Horner

DIRECTIONS: Practice reading the nursery rhyme.

Little Jack Horner
Sat in the corner,
Eating a Christmas pie;
He put in his thumb,
And pulled out a plum,
And said 'What a good boy am I!'

DIRECTIONS: Color the scene. Then fill in the words that Jack is saying.



Little Miss Muffet

DIRECTIONS: Practice reading the nursery rhyme.

Little Miss Muffet
Sat on a tuffet,
Eating of curds and whey.
Along came a spider
Who sat down beside her
And frightened Miss Muffet away.

DIRECTIONS: Color the spider. Then draw Little Miss Muffet sitting on her tuffet (a stool).




Little Tommy Tucker

DIRECTIONS: Practice reading the nursery rhyme.

Little Tommy Tucker,
Sings for his supper.
What shall we give him?
White bread and butter.

How shall he cut it,
Without a knife?
How will he marry,
Without a wife?

DIRECTIONS: Color the bread. Then draw Tommy Tucker eating a piece.



London Bridge is Falling Down

DIRECTIONS: Practice reading the nursery rhyme.

London Bridge is falling down,
Falling down, falling down.
London Bridge is falling down,
My fair lady.

DIRECTIONS: Color the children playing London Bridge. Then draw a bridge.



London Bridge is falling down...

Draw a bridge.

Mary Had a Little Lamb

DIRECTIONS: Practice reading the nursery rhyme.

Mary had a little lamb,
His fleece was white as snow,
And everywhere that Mary went,
The lamb was sure to go.

He followed her to school one day,
Which was against the rule,
It made the children laugh and play
To see a lamb at school.

DIRECTIONS: Color the scene. Then draw a lamb trying to follow the kids to school.



Mary, Mary, Quite Contrary

DIRECTIONS: Practice reading the nursery rhyme.

Mary, Mary, quite contrary,
How does your garden grow?
With silver bells, and cockle shells,
And pretty maids all in a row.

DIRECTIONS: Color the scene. Complete the drawing with more flowers.



Old Mother Hubbard

DIRECTIONS: Practice reading the nursery rhyme.

Old Mother Hubbard
Went to the cupboard,
To give the poor dog a bone;
When she came there,
The cupboard was bare,
And so the poor dog had none.

DIRECTIONS: Color the scene. Then draw a dog begging for a bone.



One, Two, Buckle My Shoe

DIRECTIONS: Practice reading the nursery rhyme.

One, two, Buckle my shoe;
Three, four, Open the door;
Five, six, Pick up sticks;
Seven, eight, Lay them straight;
Nine, ten, A big, fat hen.

DIRECTIONS: Color the two pictures. Then draw pictures for the other sets of numbers.

1-2



3-4

5-6



9-10

7-8

One, Two, Three, Four, Five

DIRECTIONS: Practice reading the nursery rhyme.

One, two, three, four, five,
Once I caught a fish alive,
Six, seven, eight, nine, ten,
Then I let it go again.

Why did you let it go?
Because it bit my finger so.
Which finger did it bite?
This little finger on the right.

DIRECTIONS: Color the fish. Then draw the fisher and his bitten hand.




Patty-Cake

DIRECTIONS: Practice reading the nursery rhyme.

Pat-a-cake, pat-a-cake, baker's man.
Bake me a cake as fast as you can;
Pat it and shape it and mark it with "B",
And bake it in the oven for baby and me.

Patty cake, patty cake, baker's man.
Bake me a cake as fast as you can;
Roll it up, roll it up;
And throw it in a pan!
Patty cake, patty cake, baker's man.

DIRECTIONS: Color the baked goods. Then draw a baker and an oven.



Pease Porridge Hot

DIRECTIONS: Practice reading the nursery rhyme.

Pease porridge hot, pease porridge cold,
Pease porridge in the pot, nine days old;
Some like it hot, some like it cold,
Some like it in the pot, nine days old.

DIRECTIONS: Color the soup pot. Then draw the other pictures of the porridge.

Hot porridge

Cold porridge



In the pot

Nine days old

Peter, Peter, Pumpkin Eater

DIRECTIONS: Practice reading the nursery rhyme.

Peter, Peter, pumpkin eater,
Had a wife but couldn't keep her;
He put her in a pumpkin shell
And there he kept her very well.

DIRECTIONS: Color the lady. Then draw a big pumpkin house for her.



Peter Piper

DIRECTIONS: Practice reading the nursery rhyme.

Peter Piper picked a peck of pickled peppers.
A peck of pickled peppers Peter Piper picked.
If Peter Piper picked a peck of pickled peppers,
Where's the peck of pickled peppers that Peter
Piper picked?

DIRECTIONS: Color and draw a bunch of peppers in the bushel basket.



Polly Put the Kettle On

DIRECTIONS: Practice reading the nursery rhyme.

Polly put the kettle on,
Polly put the kettle on,
Polly put the kettle on,
We'll all have tea.

Sukey take it off again,
Sukey take it off again,
Sukey take it off again,
They've all gone away.

DIRECTIONS: Color the girl. Then draw people sitting at a table waiting for the hot tea.



Rain, Rain, Go Away

DIRECTIONS: Practice reading the nursery rhyme.

Rain, rain, go away,
Come again another day;
Little Johnny wants to play!

DIRECTIONS: Color the rainy scene.



Ring Around the Rosie

DIRECTIONS: Practice reading the nursery rhyme.

Ring around the rosie,
A pocket full of posies,
Ashes, ashes,
We all fall down!

DIRECTIONS: Color the posy of flowers (bouquet). Then draw your own in the other vase.



Rock-a-bye Baby

DIRECTIONS: Practice reading the nursery rhyme.

Rock-a-bye baby, in the treetop
When the wind blows, the cradle will rock
When the bough breaks, the cradle will fall
And down will come baby, cradle and all

DIRECTIONS: Color and add leaves to the tree. Then draw a baby cradle on top.



Roses are Red

DIRECTIONS: Practice reading the nursery rhyme.

Roses are red,
Violets are blue,
Sugar is sweet,
And so are you.

DIRECTIONS: Color the rose. Then draw and color the other pictures.



Red Rose

Blue Violet

Sweet Sugar

You

Row, Row, Row Your Boat

DIRECTIONS: Practice reading the nursery rhyme.

Row, row, row your boat,
Gently down the stream.
Merrily, merrily, merrily, merrily,
Life is but a dream.

DIRECTIONS: Color the boat and person. Draw the river and the weather.

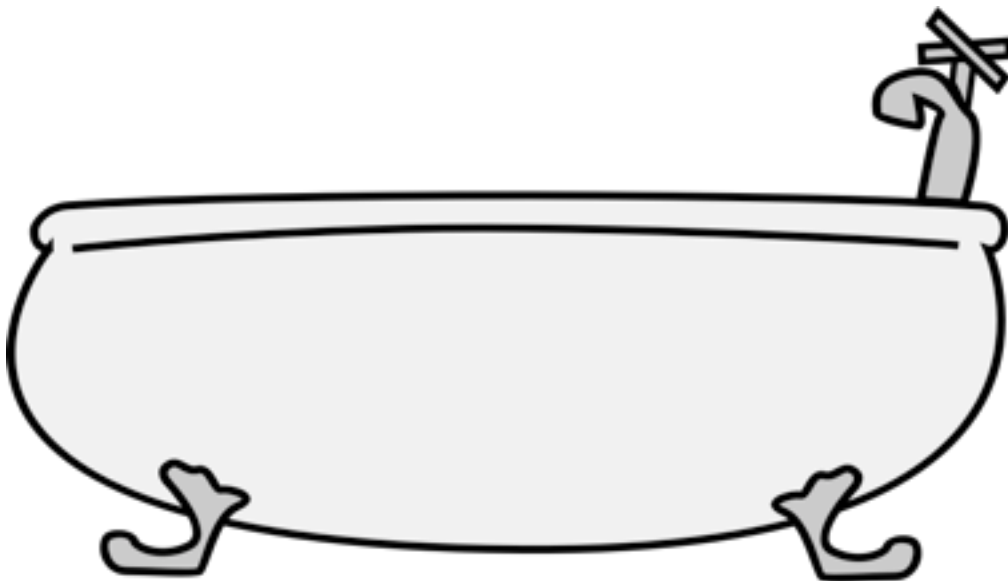


Rub-a-dub-dub

DIRECTIONS: Practice reading the nursery rhyme.

Rub-a-dub-dub,
Three men in a tub,
And who do you think they were?
The butcher, the baker,
The candlestick-maker.
They all sailed out to sea,
'Twas enough to make a man stare.

DIRECTIONS: Draw the 3 men in the bathtub. Then add waves around the tub.



Sing a Song of Sixpence

DIRECTIONS: Practice reading the nursery rhyme.

Sing a song of sixpence,
A pocket full of rye.
Four and twenty blackbirds,
Baked in a pie.

When the pie was opened,
The birds began to sing;
Wasn't that a dainty dish,
To set before the king?

DIRECTIONS: Color the pie. Then draw birds coming out of the pie and a surprised king.



Solomon Grundy

DIRECTIONS: Practice reading the nursery rhyme.

Solomon Grundy,
Born on a Monday,
Christened on Tuesday,
Married on Wednesday,
Took ill on Thursday,
Grew worse on Friday,
Died on Saturday,
Buried on Sunday.
That was the end,
Of Solomon Grundy

DIRECTIONS: Color the baby. Then draw what happened on each of the other days.



Monday

Tuesday

Wednesday

Thursday-Friday

Saturday

Sunday

Star Light, Star Bright

DIRECTIONS: Practice reading the nursery rhyme.

Star light, star bright,
The first star I see tonight;
I wish I may, I wish I might,
Have the wish I wish tonight.

DIRECTIONS: Draw what you wish for under the shooting star.



The Muffin Man

DIRECTIONS: Practice reading the nursery rhyme.

Do you know the muffin man,
The muffin man, the muffin man,
Do you know the muffin man,
Who lives on Drury Lane?

Yes, I know the muffin man,
The muffin man, the muffin man,
Yes, I know the muffin man,
Who lives on Drury Lane.

DIRECTIONS: Decorate and color the muffins.

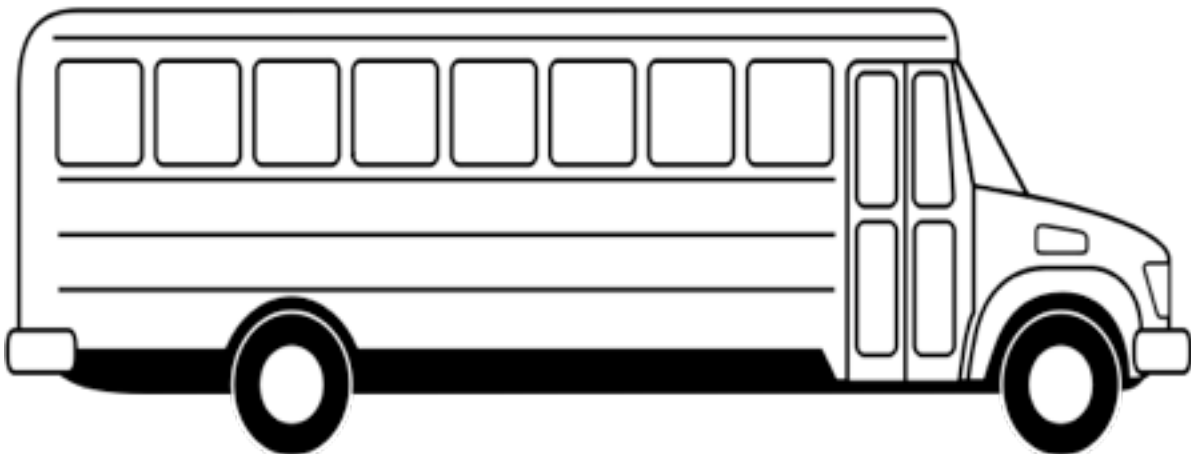


The Wheels on the Bus

DIRECTIONS: Practice reading the nursery rhyme.

The wheels on the bus go round and round,
Round and round,
Round and round.
The wheels on the bus go round and round,
All through the town.

DIRECTIONS: Color the school bus. Draw children's faces in the windows.



There Was a Crooked Man

DIRECTIONS: Practice reading the nursery rhyme.

There was a crooked man,
and he walked a crooked mile.
He found a crooked sixpence,
upon a crooked stile.
He bought a crooked cat,
which caught a crooked mouse,
And they all lived together,
in a little crooked house.

DIRECTIONS: Color the twisted man. Then draw his twisted house.



This Little Piggy

DIRECTIONS: Practice reading the nursery rhyme.

This little piggy went to market,
This little piggy stayed home,
This little piggy had roast beef,
This little piggy had none,
And this little piggy cried wee wee wee all the way home...

DIRECTIONS: Finish drawing the scenes with the piggies.



Went to Market



Had Roast Beef



Stayed Home



Had None



Cried all the way home

Three Blind Mice

DIRECTIONS: Practice reading the nursery rhyme.

Three blind mice. Three blind mice.
See how they run. See how they run.
They all ran after the farmer's wife,
Who cut off their tails with a carving knife,
Did you ever see such a sight in your life,
As three blind mice.

DIRECTIONS: Color the farmer's wife. Then draw 3 mice running after her.



Three Little Kittens

DIRECTIONS: Practice reading the nursery rhyme.

Three little kittens they lost their mittens,
And they began to cry,
Oh, mother dear, we sadly fear
Our mittens we have lost.
What! lost your mittens, you naughty kittens!
Then you shall have no pie.
Mee-ow, mee-ow, mee-ow.
No, you shall have no pie.

DIRECTIONS: Color the scene with the 3 little kittens. The add mother kitten's words.



To Market, to Market


DIRECTIONS: Practice reading the nursery rhyme.

To market, to market, to buy a fat pig,
Home again, home again, jiggety-jig.

To market, to market, to buy a fat hog,
Home again, home again, jiggety-jog.

To market, to market, to buy a plum bun,
Home again, home again, market is done.

DIRECTIONS: Color the hog. Then add a pig and a farmer with a plum bun (bread).



Tom, Tom, the Piper's Son

DIRECTIONS: Practice reading the nursery rhyme.

Tom, Tom, the piper's son,
Stole a pig, and away did run;
The pig was eat,
And Tom was beat,
And Tom went crying,
Down the street.

DIRECTIONS: Color the piper. Then draw the pig he stole.



Twinkle, Twinkle, Little Star

DIRECTIONS: Practice reading the nursery rhyme.

Twinkle, twinkle, little star,
How I wonder what you are!
Up above the world so high,
Like a diamond in the sky.

When the blazing sun is gone,
When he nothing shines upon,
Then you show your little light,
Twinkle, twinkle, all the night.

DIRECTIONS: Color and finish drawing the night sky scene.




Wee Willie Winkie

DIRECTIONS: Practice reading the nursery rhyme.

Wee Willie Winkie runs,
Through the town,
Upstairs and downstairs,
In his night-gown,
Rapping at the window,
Crying through the lock,
“Are the children all in bed,
For now it’s eight o'clock?”

DIRECTIONS: Draw and color the town. In the bubble, write what Willie Winkie is saying.



What Are Little Boys Made Of?

DIRECTIONS: Practice reading the nursery rhyme.

What are little boys made of?
What are little boys made of?
Snips and snails, and puppy-dogs' tails,
That's what little boys are made of.

What are little girls made of?
What are little girls made of?
Sugar and spice, and everything nice,
That's what little girls are made of.

DIRECTIONS: Finish drawing what boys and girls are made of. Then color the pictures.



What boys are made of...




What girls are made of...

Nursery Rhymes Workbook

This workbook contains 50 of the most popular nursery rhymes for children. It has favorites from England and America. It includes important practice in basic skills and concepts like:

- * Reading
- * Pronunciation
- * Rhyming & Signing
- * Drawing, Coloring, & Illustration
- * Understanding the connections between illustrations and words in stories



little learning labs . com