

COMMUNICATION IN THE REAL WORLD - AN INTRODUCTION TO COMMUNICATION STUDIES



Communication in the Real World - An Introduction to Communication Studies

This text is disseminated via the Open Education Resource (OER) LibreTexts Project (<https://LibreTexts.org>) and like the hundreds of other texts available within this powerful platform, it is freely available for reading, printing and "consuming." Most, but not all, pages in the library have licenses that may allow individuals to make changes, save, and print this book. Carefully consult the applicable license(s) before pursuing such effects.

Instructors can adopt existing LibreTexts texts or Remix them to quickly build course-specific resources to meet the needs of their students. Unlike traditional textbooks, LibreTexts' web based origins allow powerful integration of advanced features and new technologies to support learning.



The LibreTexts mission is to unite students, faculty and scholars in a cooperative effort to develop an easy-to-use online platform for the construction, customization, and dissemination of OER content to reduce the burdens of unreasonable textbook costs to our students and society. The LibreTexts project is a multi-institutional collaborative venture to develop the next generation of open-access texts to improve postsecondary education at all levels of higher learning by developing an Open Access Resource environment. The project currently consists of 14 independently operating and interconnected libraries that are constantly being optimized by students, faculty, and outside experts to supplant conventional paper-based books. These free textbook alternatives are organized within a central environment that is both vertically (from advance to basic level) and horizontally (across different fields) integrated.

The LibreTexts libraries are Powered by [NICE CXOne](#) and are supported by the Department of Education Open Textbook Pilot Project, the UC Davis Office of the Provost, the UC Davis Library, the California State University Affordable Learning Solutions Program, and Merlot. This material is based upon work supported by the National Science Foundation under Grant No. 1246120, 1525057, and 1413739.

Any opinions, findings, and conclusions or recommendations expressed in this material are those of the author(s) and do not necessarily reflect the views of the National Science Foundation nor the US Department of Education.

Have questions or comments? For information about adoptions or adaptations contact info@LibreTexts.org. More information on our activities can be found via Facebook (<https://facebook.com/Libretexts>), Twitter (<https://twitter.com/libretexts>), or our blog (<http://Blog.Libretexts.org>).

This text was compiled on 02/13/2024

TABLE OF CONTENTS

Licensing

1: Introduction to Communication Studies

- 1.1: Communication - History and Forms
- 1.2: The Communication Process
- 1.3: Communication Principles
- 1.4: Communication Competence

2: Communication and Perception

- 2.1: Perception Process
- 2.2: Perceiving Others
- 2.3: Perceiving and Presenting Self
- 2.4: Improving Perception

3: Verbal Communication

- 3.1: Language and Meaning
- 3.2: Functions of Language
- 3.3: Using Words Well
- 3.4: Language, Society, and Culture

4: Nonverbal Communication

- 4.1: Principles and Functions of Nonverbal Communication
- 4.2: Types of Nonverbal Communication
- 4.3: Nonverbal Communication Competence
- 4.4: Nonverbal Communication in Context

5: Listening

- 5.1: Understanding How and Why We Listen
- 5.2: Barriers to Effective Listening
- 5.3: Improving Listening Competence
- 5.4: Listenable Messages and Effective Feedback

6: Interpersonal Communication Processes

- 6.1: Principles of Interpersonal Communication
- 6.2: Conflict and Interpersonal Communication
- 6.3: Emotions and Interpersonal Communication
- 6.4: Self-Disclosure and Interpersonal Communication

7: Communication in Relationships

- 7.1: Foundations of Relationships
- 7.2: Communication and Friends
- 7.3: Communication and Families
- 7.4: Romantic Relationships
- 7.5: Relationships at Work

- 7.6: The Dark Side of Relationships

8: Culture and Communication

- 8.1: Foundations of Culture and Identity
- 8.2: Exploring Specific Cultural Identities
- 8.3: Intercultural Communication
- 8.4: Intercultural Communication Competence

9: Preparing a Speech

- 9.1: Selecting and Narrowing a Topic
- 9.2: Researching and Supporting Your Speech
- 9.3: Organizing
- 9.4: Outlining

10: Delivering a Speech

- 10.1: Managing Public Speaking Anxiety
- 10.2: Delivery Methods and Practice Sessions
- 10.3: Vocal Delivery
- 10.4: Physical Delivery

11: Informative and Persuasive Speaking

- 11.1: Informative Speeches
- 11.2: Persuasive Speaking
- 11.3: Persuasive Reasoning and Fallacies
- 11.4: Persuasive Strategies

12: Public Speaking in Various Contexts

- 12.1: Speaking in Personal and Civic Contexts
- 12.2: Speaking in Academic Settings
- 12.3: Speaking in Business Settings
- 12.4: Speaking via Electronic Media

13: Small Group Communication

- 13.1: Understanding Small Groups
- 13.2: Small Group Development
- 13.3: Small Group Dynamics

14: Leadership, Roles, and Problem Solving in Groups

- 14.1: Leadership and Small Group Communication
- 14.2: Group Member Roles
- 14.3: Problem Solving and Decision Making in Groups

15: Media, Technology, and Communication

- 15.1: Technological Advances- From the Printing Press to the iPhone
- 15.2: Functions and Theories of Mass Communication
- 15.3: Mass Communication and Ethics

16: New Media and Communication

- [16.1: New Media Technologies](#)
- [16.2: New Media and Society](#)
- [16.3: New Media, the Self, and Relationships](#)

[Index](#)

[Glossary](#)

[Detailed Licensing](#)

Licensing

A detailed breakdown of this resource's licensing can be found in [Back Matter/Detailed Licensing](#).

CHAPTER OVERVIEW

1: Introduction to Communication Studies

[1.1: Communication - History and Forms](#)

[1.2: The Communication Process](#)

[1.3: Communication Principles](#)

[1.4: Communication Competence](#)

This page titled [1: Introduction to Communication Studies](#) is shared under a [CC BY-NC-SA 3.0](#) license and was authored, remixed, and/or curated by [Anonymous](#) via [source content](#) that was edited to the style and standards of the LibreTexts platform; a detailed edit history is available upon request.

1.1: Communication - History and Forms

Learning Objectives

1. Define communication.
2. Discuss the history of communication from ancient to modern times.
3. List the five forms of communication.
4. Distinguish among the five forms of communication.
5. Review the various career options for students who study communication.

Before we dive into the history of communication, it is important that we have a shared understanding of what we mean by the word *communication*. For our purposes in this book, we will define communication as the process of generating meaning by sending and receiving verbal and nonverbal symbols and signs that are influenced by multiple contexts. This definition builds on other definitions of communication that have been rephrased and refined over many years. In fact, since the systematic study of communication began in colleges and universities a little over one hundred years ago, there have been more than 126 published definitions of communication (Dance & Larson, 1976). In order to get a context for how communication has been conceptualized and studied, let's look at a history of the field.

From Aristotle to Obama: A Brief History of Communication

While there are rich areas of study in animal communication and interspecies communication, our focus in this book is on human communication. Even though all animals communicate, as human beings we have a special capacity to use symbols to communicate about things outside our immediate temporal and spatial reality (Dance & Larson, 1976). For example, we have the capacity to use abstract symbols, like the word *education*, to discuss a concept that encapsulates many aspects of teaching and learning. We can also reflect on the past and imagine our future. The ability to think outside our immediate reality is what allows us to create elaborate belief systems, art, philosophy, and academic theories. It's true that you can teach a gorilla to sign words like *food* and *baby*, but its ability to use symbols doesn't extend to the same level of abstraction as ours. However, humans haven't always had the sophisticated communication systems that we do today.

Some scholars speculate that humans' first words were onomatopoeic. You may remember from your English classes that *onomatopoeia* refers to words that sound like that to which they refer—words like *boing*, *drip*, *gurgle*, *swoosh*, and *whack*. Just think about how a prehistoric human could have communicated a lot using these words and hand gestures. He or she could use *gurgle* to alert others to the presence of water or *swoosh* and *whack* to recount what happened on a hunt. In any case, this primitive ability to communicate provided an evolutionary advantage. Those humans who could talk were able to cooperate, share information, make better tools, impress mates, or warn others of danger, which led them to have more offspring who were also more predisposed to communicate (Poe, 2011). This eventually led to the development of a "Talking Culture" during the "Talking Era." During this 150,000 year period of human existence, ranging from 180,000 BCE to 3500 BCE, talking was the only medium of communication, aside from gestures, that humans had (Poe, 2011).

The beginning of the "Manuscript Era," around 3500 BCE, marked the turn from oral to written culture. This evolution in communication corresponded with a shift to a more settled, agrarian way of life (Poe, 2011). As hunter-gatherers settled into small villages and began to plan ahead for how to plant, store, protect, and trade or sell their food, they needed accounting systems to keep track of their materials and record transactions. While such transactions were initially tracked with actual objects that symbolized an amount—for example, five pebbles represented five measures of grain—symbols, likely carved into clay, later served as the primary method of record keeping. In this case, five dots might equal five measures of grain.

During this period, villages also developed class systems as more successful farmers turned businessmen prospered and took leadership positions. Religion also became more complex, and a new class of spiritual leaders emerged. Soon, armies were needed to protect the stockpiled resources from others who might want to steal it. The emergence of elite classes and the rise of armies required records and bookkeeping, which furthered the spread of written symbols. As clergy, the ruling elite, and philosophers began to take up writing, the systems became more complex. The turn to writing didn't threaten the influential place of oral communication, however. During the near 5,000-year period of the "Manuscript Era," literacy, or the ability to read and write, didn't spread far beyond the most privileged in society. In fact, it wasn't until the 1800s that widespread literacy existed in the world.

The end of the “Manuscript Era” marked a shift toward a rapid increase in communication technologies. The “Print Era” extended from 1450 to 1850 and was marked by the invention of the printing press and the ability to mass-produce written texts. This 400-year period gave way to the “Audiovisual Era,” which only lasted 140 years, from 1850 to 1990, and was marked by the invention of radio, telegraph, telephone, and television. Our current period, the “Internet Era,” has only lasted from 1990 until the present. This period has featured the most rapid dispersion of a new method of communication, as the spread of the Internet and the expansion of digital and personal media signaled the beginning of the digital age.

The evolution of communication media, from speaking to digital technology, has also influenced the field of communication studies. To better understand how this field of study developed, we must return to the “Manuscript Era,” which saw the production of the earliest writings about communication. In fact, the oldest essay and book ever found were written about communication (McCroskey, 1984). Although this essay and book predate Aristotle, he is a logical person to start with when tracing the development of the communication scholarship. His writings on communication, although not the oldest, are the most complete and systematic. Ancient Greek philosophers and scholars such as Aristotle theorized about the art of rhetoric, which refers to speaking well and persuasively. Today, we hear the word *rhetoric* used in negative ways. A politician, for example, may write off his or her opponent’s statements as “just rhetoric.” This leads us to believe that *rhetoric* refers to misleading, false, or unethical communication, which is not at all in keeping with the usage of the word by ancient or contemporary communication experts. While rhetoric does refer primarily to persuasive communication messages, much of the writing and teaching about rhetoric conveys the importance of being an ethical *rhetor*, or communicator. So when a communicator, such as a politician, speaks in misleading, vague, or dishonest ways, he or she isn’t using rhetoric; he or she is being an unethical speaker.

The study of rhetoric focused on public communication, primarily oratory used in discussions or debates regarding laws and policy, speeches delivered in courts, and speeches intended to praise or blame another person. The connections among rhetoric, policy making, and legal proceedings show that communication and citizenship have been connected since the study of communication began. Throughout this book, we will continue to make connections between communication, ethics, and civic engagement.



Much of the public speaking in ancient Greece took place in courtrooms or in political contexts. Karen Neoh – [Courtroom](#) – CC BY 2.0.

Ancient Greek rhetoricians like Aristotle were followed by Roman orators like Cicero. Cicero contributed to the field of rhetoric by expanding theories regarding the five canons of rhetoric, which include invention, arrangement, style, delivery, and memory. *Invention* refers to the use of evidence and arguments to think about things in new ways and is the most studied of the five canons. *Arrangement* refers to the organization of speech, *style* refers to the use of language, and *delivery* refers to the vocal and physical characteristics of a speaker. *Memory* is the least studied of the five canons and refers to the techniques employed by speakers of that era to retain and then repeat large amounts of information. The Age of Enlightenment in the 1700s marked a societal turn toward scientific discovery and the acquisition of knowledge, which led to an explosion of philosophical and scientific writings on many aspects of human existence. This focus on academic development continued into the 1900s and the establishment of distinct communication studies departments.

Communication studies as a distinct academic discipline with departments at universities and colleges has only existed for a little over one hundred years (Keith, 2008). Although rhetoric has long been a key part of higher education, and colleges and universities have long recognized the importance of speaking, communication departments did not exist. In the early 1900s, professors with training and expertise in communication were often housed in rhetoric or English departments and were sometimes called “professors of speech.” During this time, tension began to build between professors of English who studied rhetoric as the written word and professors of speech who studied rhetoric as the spoken word. In 1914, a group of ten speech teachers who were members of the National Council of Teachers of English broke off from the organization and started the National Association of Academic Teachers of Public Speaking, which eventually evolved into today’s National Communication Association. There was also a distinction of focus and interest among professors of speech. While some focused on the quality of ideas, arguments, and organization, others focused on coaching the performance and delivery aspects of public speaking (Keith, 2008). Instruction in the latter stressed the importance of “oratory” or “elocution,” and this interest in reading and speaking aloud is sustained today in theatre and performance studies and also in oral interpretation classes, which are still taught in many communication departments.

The formalization of speech departments led to an expanded view of the role of communication. Even though Aristotle and other ancient rhetoricians and philosophers had theorized the connection between rhetoric and citizenship, the role of the communicator became the focus instead of solely focusing on the message. James A. Winans, one of the first modern speech teachers and an advocate for teaching communication in higher education, said there were “two motives for learning to speak. Increasing one’s chance to succeed and increasing one’s power to serve” (Keith, 2008). Later, as social psychology began to expand in academic institutions, speech communication scholars saw places for connection to further expand definitions of communication to include social and psychological contexts.

Today, you can find elements of all these various aspects of communication being studied in communication departments. If we use President Obama as a case study, we can see the breadth of the communication field. Within one department, you may have fairly traditional rhetoricians who study the speeches of President Obama in comparison with other presidential rhetoric. Others may study debates between presidential candidates, dissecting the rhetorical strategies used, for example, by Mitt Romney and Barack Obama. Expanding from messages to channels of communication, scholars may study how different media outlets cover presidential politics. At an interpersonal level, scholars may study what sorts of conflicts emerge within families that have liberal and conservative individuals. At a cultural level, communication scholars could study how the election of an African American president creates a narrative of postracial politics. Our tour from Aristotle to Obama was quick, but hopefully instructive. Now let’s turn to a discussion of the five major forms of communication.

Forms of Communication

Forms of communication vary in terms of participants, channels used, and contexts. The five main forms of communication are intrapersonal, interpersonal, group, public, and mass communication. If you find one of these forms particularly interesting, you may be able to take additional courses that focus specifically on it. You may even be able to devise a course of study around one of these forms as a communication major. In the following we will discuss the similarities and differences among each form of communication, including its definition, level of intentionality, goals, and contexts.

Intrapersonal Communication

Intrapersonal communication is communication with oneself using internal vocalization or reflective thinking. Like other forms of communication, intrapersonal communication is triggered by some internal or external stimulus. We may, for example, communicate with our self about what we want to eat due to the internal stimulus of hunger, or we may react intrapersonally to an event we witness. Unlike other forms of communication, intrapersonal communication takes place only inside our heads. The other forms of communication must be perceived by someone else to count as communication. So what is the point of intrapersonal communication if no one else even sees it?



Intrapersonal communication is communication with ourselves that takes place in our heads. Sarah – [Pondering](#) – CC BY 2.0.

Intrapersonal communication serves several social functions. Internal vocalization, or talking to ourselves, can help us achieve or maintain social adjustment (Dance & Larson, 1976). For example, a person may use self-talk to calm himself down in a stressful situation, or a shy person may remind herself to smile during a social event. Intrapersonal communication also helps build and maintain our self-concept. We form an understanding of who we are based on how other people communicate with us and how we process that communication intrapersonally. The shy person in the earlier example probably internalized shyness as a part of her self-concept because other people associated her communication behaviors with shyness and may have even labeled her “shy” before she had a firm grasp on what that meant. We will discuss self-concept much more in the chapter titled “Communication and Perception”, which focuses on perception. We also use intrapersonal communication or “self-talk” to let off steam, process emotions, think through something, or rehearse what we plan to say or do in the future. As with the other forms of communication, competent intrapersonal communication helps facilitate social interaction and can enhance our well-being. Conversely, the breakdown in the ability of a person to intrapersonally communicate is associated with mental illness (Dance & Larson, 1976).

Sometimes we intrapersonally communicate for the fun of it. I’m sure we have all had the experience of laughing aloud because we thought of something funny. We also communicate intrapersonally to pass time. I bet there is a lot of intrapersonal communication going on in waiting rooms all over the world right now. In both of these cases, intrapersonal communication is usually unplanned and doesn’t include a clearly defined goal (Dance & Larson, 1976). We can, however, engage in more intentional intrapersonal communication. In fact, deliberate self-reflection can help us become more competent communicators as we become more mindful of our own behaviors. For example, your internal voice may praise or scold you based on a thought or action.

Of the forms of communication, intrapersonal communication has received the least amount of formal study. It is rare to find courses devoted to the topic, and it is generally separated from the remaining four types of communication. The main distinction is that intrapersonal communication is not created with the intention that another person will perceive it. In all the other levels, the fact that the communicator anticipates consumption of their message is very important.

Interpersonal Communication

Interpersonal communication is communication between people whose lives mutually influence one another. Interpersonal communication builds, maintains, and ends our relationships, and we spend more time engaged in interpersonal communication than the other forms of communication. Interpersonal communication occurs in various contexts and is addressed in subfields of

study within communication studies such as intercultural communication, organizational communication, health communication, and computer-mediated communication. After all, interpersonal relationships exist in all those contexts.

Interpersonal communication can be planned or unplanned, but since it is interactive, it is usually more structured and influenced by social expectations than intrapersonal communication. Interpersonal communication is also more goal oriented than intrapersonal communication and fulfills instrumental and relational needs. In terms of instrumental needs, the goal may be as minor as greeting someone to fulfill a morning ritual or as major as conveying your desire to be in a committed relationship with someone. Interpersonal communication meets relational needs by communicating the uniqueness of a specific relationship. Since this form of communication deals so directly with our personal relationships and is the most common form of communication, instances of miscommunication and communication conflict most frequently occur here (Dance & Larson, 1976). Couples, bosses and employees, and family members all have to engage in complex interpersonal communication, and it doesn't always go well. In order to be a competent interpersonal communicator, you need conflict management skills and listening skills, among others, to maintain positive relationships.

Group Communication

Group communication is communication among three or more people interacting to achieve a shared goal. You have likely worked in groups in high school and college, and if you're like most students, you didn't enjoy it. Even though it can be frustrating, group work in an academic setting provides useful experience and preparation for group work in professional settings. Organizations have been moving toward more team-based work models, and whether we like it or not, groups are an integral part of people's lives. Therefore the study of group communication is valuable in many contexts.



Since many businesses and organizations are embracing team models, learning about group communication can help these groups be more effective. RSNY – [Team](#) – CC BY-NC-ND 2.0.

Group communication is more intentional and formal than interpersonal communication. Unlike interpersonal relationships, which are voluntary, individuals in a group are often assigned to their position within a group. Additionally, group communication is often task focused, meaning that members of the group work together for an explicit purpose or goal that affects each member of the group. Goal-oriented communication in interpersonal interactions usually relates to one person; for example, I may ask my friend to help me move this weekend. Goal-oriented communication at the group level usually focuses on a task assigned to the whole group; for example, a group of people may be tasked to figure out a plan for moving a business from one office to another.

You know from previous experience working in groups that having more communicators usually leads to more complicated interactions. Some of the challenges of group communication relate to task-oriented interactions, such as deciding who will complete each part of a larger project. But many challenges stem from interpersonal conflict or misunderstandings among group members. Since group members also communicate with and relate to each other interpersonally and may have preexisting relationships or develop them during the course of group interaction, elements of interpersonal communication occur within group communication too. The chapter titled “Small Group Communication” of this book, which deals with group communication, will

help you learn how to be a more effective group communicator by learning about group theories and processes as well as the various roles that contribute to and detract from the functioning of a group.

Public Communication

Public communication is a sender-focused form of communication in which one person is typically responsible for conveying information to an audience. Public speaking is something that many people fear, or at least don't enjoy. But, just like group communication, public speaking is an important part of our academic, professional, and civic lives. When compared to interpersonal and group communication, public communication is the most consistently intentional, formal, and goal-oriented form of communication we have discussed so far.

Public communication, at least in Western societies, is also more sender focused than interpersonal or group communication. It is precisely this formality and focus on the sender that makes many new and experienced public speakers anxious at the thought of facing an audience. One way to begin to manage anxiety toward public speaking is to begin to see connections between public speaking and other forms of communication with which we are more familiar and comfortable. Despite being formal, public speaking is very similar to the conversations that we have in our daily interactions. For example, although public speakers don't necessarily develop individual relationships with audience members, they still have the benefit of being face-to-face with them so they can receive verbal and nonverbal feedback. Later in this chapter, you will learn some strategies for managing speaking anxiety, since presentations are undoubtedly a requirement in the course for which you are reading this book. Then, in the chapters titled "Informative and Persuasive Speaking", "Public Speaking in Various Contexts", "Preparing a Speech", and "Delivering a Speech", you will learn how to choose an appropriate topic, research and organize your speech, effectively deliver your speech, and evaluate your speeches in order to improve.

Mass Communication

Public communication becomes mass communication when it is transmitted to many people through print or electronic media. Print media such as newspapers and magazines continue to be an important channel for mass communication, although they have suffered much in the past decade due in part to the rise of electronic media. Television, websites, blogs, and social media are mass communication channels that you probably engage with regularly. Radio, podcasts, and books are other examples of mass media. The technology required to send mass communication messages distinguishes it from the other forms of communication. A certain amount of intentionality goes into transmitting a mass communication message since it usually requires one or more extra steps to convey the message. This may involve pressing "Enter" to send a Facebook message or involve an entire crew of camera people, sound engineers, and production assistants to produce a television show. Even though the messages must be intentionally transmitted through technology, the intentionality and goals of the person actually creating the message, such as the writer, television host, or talk show guest, vary greatly. The president's State of the Union address is a mass communication message that is very formal, goal oriented, and intentional, but a president's verbal gaffe during a news interview is not.



Figure: Technological advances such as the printing press, television, and the more recent digital revolution have made mass communication a prominent feature of our daily lives. Savannah River Site – [Atmospheric Technology](#) – CC BY 2.0.

Mass communication differs from other forms of communication in terms of the personal connection between participants. Even though creating the illusion of a personal connection is often a goal of those who create mass communication messages, the relational aspect of interpersonal and group communication isn't inherent within this form of communication. Unlike interpersonal, group, and public communication, there is no immediate verbal and nonverbal feedback loop in mass communication. Of course you could write a letter to the editor of a newspaper or send an e-mail to a television or radio broadcaster in response to a story, but the immediate feedback available in face-to-face interactions is not present. With new media technologies like Twitter, blogs, and Facebook, feedback is becoming more immediate. Individuals can now tweet directly "at" (@) someone and use hashtags (#) to direct feedback to mass communication sources. Many radio and television hosts and news organizations specifically invite feedback from viewers/listeners via social media and may even share the feedback on the air.

The technology to mass-produce and distribute communication messages brings with it the power for one voice or a series of voices to reach and affect many people. This power makes mass communication different from the other levels of communication. While there is potential for unethical communication at all the other levels, the potential consequences of unethical mass communication are important to consider. Communication scholars who focus on mass communication and media often take a critical approach in order to examine how media shapes our culture and who is included and excluded in various mediated messages. We will discuss some aspects of media and its impact on communication in the chapter titled "New Media and Communication".

"Getting Real": What Can You Do with a Degree in Communication Studies?

You're hopefully already beginning to see that communication studies is a diverse and vibrant field of study. The multiple subfields and concentrations within the field allow for exciting opportunities for study in academic contexts but can create confusion and uncertainty when a person considers what they might do for their career after studying communication. It's important to remember that not every college or university will have courses or concentrations in all the areas discussed next. Look at the communication courses offered at your school to get an idea of where the communication department on your campus fits into the overall field of study. Some departments are more general, offering students a range of courses to provide a well-rounded understanding of communication. Many departments offer concentrations or specializations within the major such as public relations, rhetoric, interpersonal communication, electronic media production, corporate communication. If you are at a community college and plan on transferring to another school, your choice of school may be determined by the course offerings in the department and expertise of the school's communication faculty. It would be unfortunate for a student interested in public relations to end up in a department that focuses more on rhetoric or broadcasting, so doing your research ahead of time is key.

Since communication studies is a broad field, many students strategically choose a concentration and/or a minor that will give them an advantage in the job market. Specialization can definitely be an advantage, but don't forget about the general skills you gain as a communication major. This book, for example, should help you build communication competence and skills in interpersonal communication, intercultural communication, group communication, and public speaking, among others. You can also use your school's career services office to help you learn how to "sell" yourself as a communication major and how to translate what you've learned in your classes into useful information to include on your resume or in a job interview.

The main career areas that communication majors go into are business, public relations / advertising, media, nonprofit, government/law, and education.^[1] Within each of these areas there are multiple career paths, potential employers, and useful strategies for success. For more detailed information, visit <http://whatcanidowiththismajor.com/major/communication-studies>.

- **Business.** Sales, customer service, management, real estate, human resources, training and development.
- **Public relations / advertising.** Public relations, advertising/marketing, public opinion research, development, event coordination.
- **Media.** Editing, copywriting, publishing, producing, directing, media sales, broadcasting.
- **Nonprofit.** Administration, grant writing, fund-raising, public relations, volunteer coordination.
- **Government/law.** City or town management, community affairs, lobbying, conflict negotiation / mediation.
- **Education.** High school speech teacher, forensics/debate coach, administration and student support services, graduate school to further communication study.

1. Which of the areas listed above are you most interested in studying in school or pursuing as a career? Why?
2. What aspect(s) of communication studies does/do the department at your school specialize in? What concentrations/courses are offered?
3. Whether or not you are or plan to become a communication major, how do you think you could use what you have learned and will learn in this class to "sell" yourself on the job market?

Key Takeaways

- Getting integrated: Communication is a broad field that draws from many academic disciplines. This interdisciplinary perspective provides useful training and experience for students that can translate into many career fields.
- Communication is the process of generating meaning by sending and receiving symbolic cues that are influenced by multiple contexts.
- Ancient Greeks like Aristotle and Plato started a rich tradition of the study of rhetoric in the Western world more than two thousand years ago. Communication did not become a distinct field of study with academic departments until the 1900s, but it is now a thriving discipline with many subfields of study.
- There are five forms of communication: intrapersonal, interpersonal, group, public, and mass communication.
 - Intrapersonal communication is communication with oneself and occurs only inside our heads.
 - Interpersonal communication is communication between people whose lives mutually influence one another and typically occurs in dyads, which means in pairs.
 - Group communication occurs when three or more people communicate to achieve a shared goal.
 - Public communication is sender focused and typically occurs when one person conveys information to an audience.
 - Mass communication occurs when messages are sent to large audiences using print or electronic media.

Exercises

1. Getting integrated: Review the section on the history of communication. Have you learned any of this history or heard of any of these historical figures in previous classes? If so, how was this history relevant to what you were studying in that class?
2. Come up with your own definition of communication. How does it differ from the definition in the book? Why did you choose to define communication the way you did?
3. Over the course of a day, keep track of the forms of communication that you use. Make a pie chart of how much time you think you spend, on an average day, engaging in each form of communication (intrapersonal, interpersonal, group, public, and mass).

References

Dance, F. E. X. and Carl E. Larson, *The Functions of Human Communication: A Theoretical Approach* (New York, NY: Holt, Reinhart, and Winston, 1976), 23.

Keith, W., “On the Origins of Speech as a Discipline: James A. Winans and Public Speaking as Practical Democracy,” *Rhetoric Society Quarterly* 38, no. 3 (2008): 239–58.

McCroskey, J. C., “Communication Competence: The Elusive Construct,” in *Competence in Communication: A Multidisciplinary Approach*, ed. Robert N. Bostrom (Beverly Hills, CA: Sage, 1984), 260.

Poe, M. T., *A History of Communications: Media and Society from the Evolution of Speech to the Internet* (New York, NY: Cambridge University Press, 2011), 27.

-
1. What Can I Do with This Major? “Communication Studies,” accessed May 18, 2012, <http://whatcanidowiththismajor.com/major/communication-studies>↵

This page titled [1.1: Communication - History and Forms](#) is shared under a [CC BY-NC-SA 3.0](#) license and was authored, remixed, and/or curated by [Anonymous](#) via [source content](#) that was edited to the style and standards of the LibreTexts platform; a detailed edit history is available upon request.

1.2: The Communication Process

Learning Objectives

1. Identify and define the components of the transmission model of communication.
2. Identify and define the components of the interaction model of communication.
3. Identify and define the components of the transaction model of communication.
4. Compare and contrast the three models of communication.
5. Use the transaction model of communication to analyze a recent communication encounter.

Communication is a complex process, and it is difficult to determine where or with whom a communication encounter starts and ends. Models of communication simplify the process by providing a visual representation of the various aspects of a communication encounter. Some models explain communication in more detail than others, but even the most complex model still doesn't recreate what we experience in even a moment of a communication encounter. Models still serve a valuable purpose for students of communication because they allow us to see specific concepts and steps within the process of communication, define communication, and apply communication concepts. When you become aware of how communication functions, you can think more deliberately through your communication encounters, which can help you better prepare for future communication and learn from your previous communication. The three models of communication we will discuss are the transmission, interaction, and transaction models.

Although these models of communication differ, they contain some common elements. The first two models we will discuss, the transmission model and the interaction model, include the following parts: participants, messages, encoding, decoding, and channels. In communication models, the participants are the senders and/or receivers of messages in a communication encounter. The message is the verbal or nonverbal content being conveyed from sender to receiver. For example, when you say "Hello!" to your friend, you are sending a message of greeting that will be received by your friend.

The internal cognitive process that allows participants to send, receive, and understand messages is the encoding and decoding process. Encoding is the process of turning thoughts into communication. As we will learn later, the level of conscious thought that goes into encoding messages varies. Decoding is the process of turning communication into thoughts. For example, you may realize you're hungry and encode the following message to send to your roommate: "I'm hungry. Do you want to get pizza tonight?" As your roommate receives the message, he decodes your communication and turns it back into thoughts in order to make meaning out of it. Of course, we don't just communicate verbally—we have various options, or channels for communication. Encoded messages are sent through a channel, or a sensory route on which a message travels, to the receiver for decoding. While communication can be sent and received using any sensory route (sight, smell, touch, taste, or sound), most communication occurs through visual (sight) and/or auditory (sound) channels. If your roommate has headphones on and is engrossed in a video game, you may need to get his attention by waving your hands before you can ask him about dinner.

Transmission Model of Communication

The transmission model of communication describes communication as a linear, one-way process in which a sender intentionally transmits a message to a receiver (Ellis & McClintock, 1990). This model focuses on the sender and message within a communication encounter. Although the receiver is included in the model, this role is viewed as more of a target or end point rather than part of an ongoing process. We are left to presume that the receiver either successfully receives and understands the message or does not. The scholars who designed this model extended on a linear model proposed by Aristotle centuries before that included a speaker, message, and hearer. They were also influenced by the advent and spread of new communication technologies of the time such as telegraphy and radio, and you can probably see these technical influences within the model (Shannon & Weaver, 1949). Think of how a radio message is sent from a person in the radio studio to you listening in your car. The sender is the radio announcer who encodes a verbal message that is transmitted by a radio tower through electromagnetic waves (the channel) and eventually reaches your (the receiver's) ears via an antenna and speakers in order to be decoded. The radio announcer doesn't really know if you receive his or her message or not, but if the equipment is working and the channel is free of static, then there is a good chance that the message was successfully received.

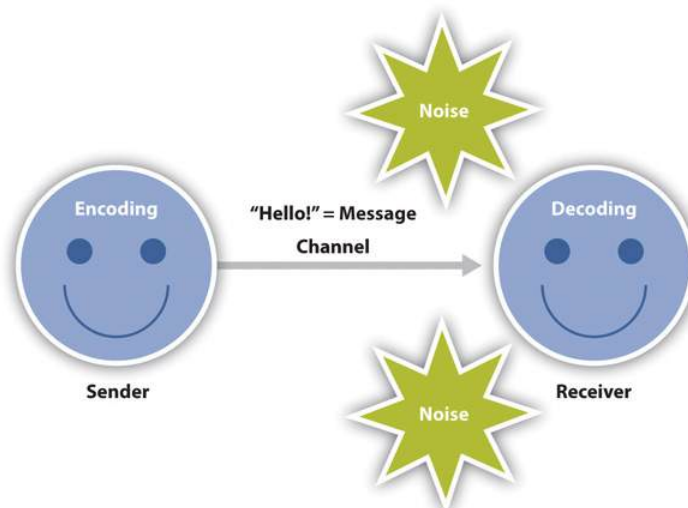


Figure 1.1 The Transmission Model of Communication

Since this model is sender and message focused, responsibility is put on the sender to help ensure the message is successfully conveyed. This model emphasizes clarity and effectiveness, but it also acknowledges that there are barriers to effective communication. Noise is anything that interferes with a message being sent between participants in a communication encounter. Even if a speaker sends a clear message, noise may interfere with a message being accurately received and decoded. The transmission model of communication accounts for environmental and semantic noise. Environmental noise is any physical noise present in a communication encounter. Other people talking in a crowded diner could interfere with your ability to transmit a message and have it successfully decoded. While environmental noise interferes with the transmission of the message, semantic noise refers to noise that occurs in the encoding and decoding process when participants do not understand a symbol. To use a technical example, FM antennae can't decode AM radio signals and vice versa. Likewise, most French speakers can't decode Swedish and vice versa. Semantic noise can also interfere in communication between people speaking the same language because many words have multiple or unfamiliar meanings.

Although the transmission model may seem simple or even underdeveloped to us today, the creation of this model allowed scholars to examine the communication process in new ways, which eventually led to more complex models and theories of communication that we will discuss more later. This model is not quite rich enough to capture dynamic face-to-face interactions, but there are instances in which communication is one-way and linear, especially computer-mediated communication (CMC). As the following "Getting Plugged In" box explains, CMC is integrated into many aspects of our lives now and has opened up new ways of communicating and brought some new challenges. Think of text messaging for example. The transmission model of communication is well suited for describing the act of text messaging since the sender isn't sure that the meaning was effectively conveyed or that the message was received at all. Noise can also interfere with the transmission of a text. If you use an abbreviation the receiver doesn't know or the phone autocorrects to something completely different than you meant, then semantic noise has interfered with the message transmission. I enjoy bargain hunting at thrift stores, so I just recently sent a text to a friend asking if she wanted to go thrifting over the weekend. After she replied with "What?!?" I reviewed my text and saw that my "smart" phone had autocorrected *thrifting* to *thrusting*! You have likely experienced similar problems with text messaging, and a quick Google search for examples of text messages made funny or embarrassing by the autocorrect feature proves that many others do, too.

"Getting Plugged In": Computer-Mediated Communication

When the first computers were created around World War II and the first e-mails exchanged in the early 1960s, we took the first steps toward a future filled with computer-mediated communication (CMC) (Thurlow, Lengel, & Tomic, 2004). Those early steps turned into huge strides in the late 1980s and early 1990s when personal computers started becoming regular features in offices, classrooms, and homes. I remember getting our first home computer, a Tandy from Radio Shack, in the early 1990s and then getting our first Internet connection at home in about 1995. I set up my first e-mail account in 1996 and remember how novel and exciting it was to send and receive e-mails. I wasn't imagining a time when I would get dozens of e-mails a day, much less be able to check them on my cell phone! Many of you reading this book probably can't remember a time without CMC. If that's the case, then you're what some scholars have called "digital natives." When you take a moment

to think about how, over the past twenty years, CMC has changed the way we teach and learn, communicate at work, stay in touch with friends, initiate romantic relationships, search for jobs, manage our money, get our news, and participate in our democracy, it really is amazing to think that all that used to take place without computers. But the increasing use of CMC has also raised some questions and concerns, even among those of you who are digital natives. Almost half of the students in my latest communication research class wanted to do their final research projects on something related to social media. Many of them were interested in studying the effects of CMC on our personal lives and relationships. This desire to study and question CMC may stem from an anxiety that people have about the seeming loss or devaluing of face-to-face (FtF) communication. Aside from concerns about the digital cocoons that many of us find ourselves in, CMC has also raised concerns about privacy, cyberbullying, and lack of civility in online interactions. We will continue to explore many of these issues in the “Getting Plugged In” feature box included in each chapter, but the following questions will help you begin to see the influence that CMC has in your daily communication.

1. In a typical day, what types of CMC do you use?
2. What are some ways that CMC reduces stress in your life? What are some ways that CMC increases stress in your life?
Overall, do you think CMC adds to or reduces your stress more?
3. Do you think we, as a society, have less value for FtF communication than we used to? Why or why not?

Interaction Model of Communication

The interaction model of communication describes communication as a process in which participants alternate positions as sender and receiver and generate meaning by sending messages and receiving feedback within physical and psychological contexts (Schramm, 1997). Rather than illustrating communication as a linear, one-way process, the interaction model incorporates feedback, which makes communication a more interactive, two-way process. Feedback includes messages sent in response to other messages. For example, your instructor may respond to a point you raise during class discussion or you may point to the sofa when your roommate asks you where the remote control is. The inclusion of a feedback loop also leads to a more complex understanding of the roles of participants in a communication encounter. Rather than having one sender, one message, and one receiver, this model has two sender-receivers who exchange messages. Each participant alternates roles as sender and receiver in order to keep a communication encounter going. Although this seems like a perceptible and deliberate process, we alternate between the roles of sender and receiver very quickly and often without conscious thought.

The interaction model is also less message focused and more interaction focused. While the transmission model focused on how a message was transmitted and whether or not it was received, the interaction model is more concerned with the communication process itself. In fact, this model acknowledges that there are so many messages being sent at one time that many of them may not even be received. Some messages are also unintentionally sent. Therefore, communication isn't judged effective or ineffective in this model based on whether or not a single message was successfully transmitted and received.

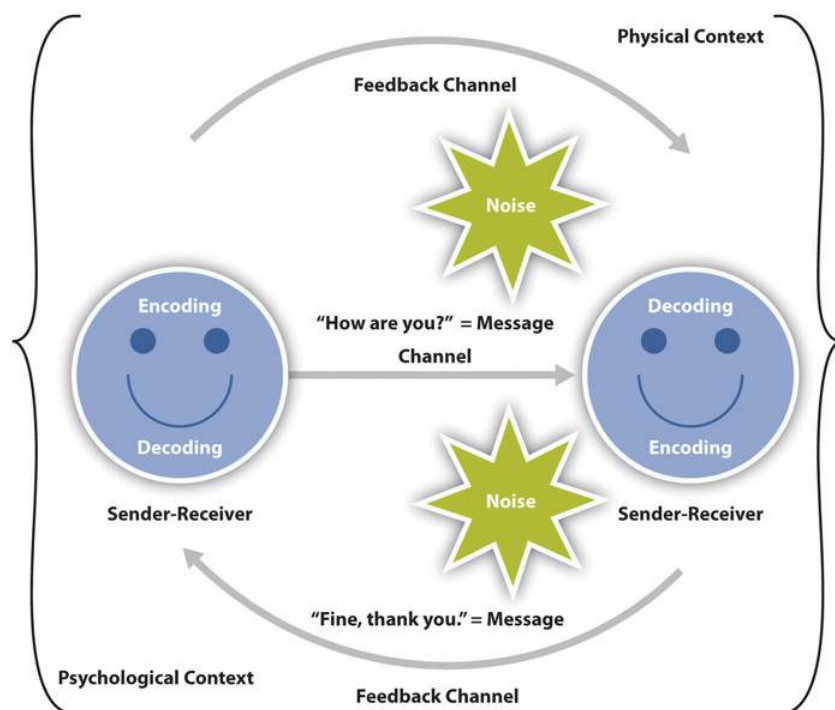


Figure 1.2 The Interaction Model of Communication

The interaction model takes physical and psychological context into account. Physical context includes the environmental factors in a communication encounter. The size, layout, temperature, and lighting of a space influence our communication. Imagine the different physical contexts in which job interviews take place and how that may affect your communication. I have had job interviews on a sofa in a comfortable office, sitting around a large conference table, and even once in an auditorium where I was positioned on the stage facing about twenty potential colleagues seated in the audience. I've also been walked around campus to interview with various people in temperatures below zero degrees. Although I was a little chilly when I got to each separate interview, it wasn't too difficult to warm up and go on with the interview. During a job interview in Puerto Rico, however, walking around outside wearing a suit in near 90 degree temperatures created a sweating situation that wasn't pleasant to try to communicate through. Whether it's the size of the room, the temperature, or other environmental factors, it's important to consider the role that physical context plays in our communication.

Psychological context includes the mental and emotional factors in a communication encounter. Stress, anxiety, and emotions are just some examples of psychological influences that can affect our communication. I recently found out some troubling news a few hours before a big public presentation. It was challenging to try to communicate because the psychological noise triggered by the stressful news kept intruding into my other thoughts. Seemingly positive psychological states, like experiencing the emotion of love, can also affect communication. During the initial stages of a romantic relationship individuals may be so "love struck" that they don't see incompatible personality traits or don't negatively evaluate behaviors they might otherwise find off-putting. Feedback and context help make the interaction model a more useful illustration of the communication process, but the transaction model views communication as a powerful tool that shapes our realities beyond individual communication encounters.

Transaction Model of Communication

As the study of communication progressed, models expanded to account for more of the communication process. Many scholars view communication as more than a process that is used to carry on conversations and convey meaning. We don't send messages like computers, and we don't neatly alternate between the roles of sender and receiver as an interaction unfolds. We also can't consciously decide to stop communicating, because communication is more than sending and receiving messages. The transaction model differs from the transmission and interaction models in significant ways, including the conceptualization of communication, the role of sender and receiver, and the role of context (Barnlund, 1970).

To review, each model incorporates a different understanding of what communication is and what communication does. The transmission model views communication as a thing, like an information packet, that is sent from one place to another. From this

view, communication is defined as sending and receiving messages. The interaction model views communication as an interaction in which a message is sent and then followed by a reaction (feedback), which is then followed by another reaction, and so on. From this view, communication is defined as producing conversations and interactions within physical and psychological contexts. The transaction model views communication as integrated into our social realities in such a way that it helps us not only understand them but also create and change them.

The transaction model of communication describes communication as a process in which communicators generate social realities within social, relational, and cultural contexts. In this model, we don't just communicate to exchange messages; we communicate to create relationships, form intercultural alliances, shape our self-concepts, and engage with others in dialogue to create communities. In short, we don't communicate about our realities; communication helps to construct our realities.

The roles of sender and receiver in the transaction model of communication differ significantly from the other models. Instead of labeling participants as senders and receivers, the people in a communication encounter are referred to as *communicators*. Unlike the interaction model, which suggests that participants alternate positions as sender and receiver, the transaction model suggests that we are simultaneously senders and receivers. For example, on a first date, as you send verbal messages about your interests and background, your date reacts nonverbally. You don't wait until you are done sending your verbal message to start receiving and decoding the nonverbal messages of your date. Instead, you are simultaneously sending your verbal message and receiving your date's nonverbal messages. This is an important addition to the model because it allows us to understand how we are able to adapt our communication—for example, a verbal message—in the middle of sending it based on the communication we are simultaneously receiving from our communication partner.

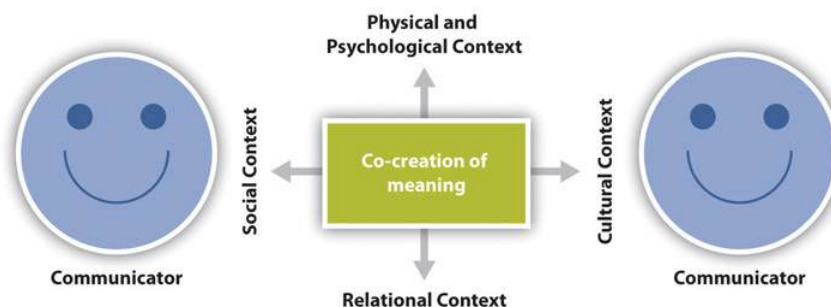


Figure 1.3 The Transaction Model of Communication

The transaction model also includes a more complex understanding of context. The interaction model portrays context as physical and psychological influences that enhance or impede communication. While these contexts are important, they focus on message transmission and reception. Since the transaction model of communication views communication as a force that shapes our realities before and after specific interactions occur, it must account for contextual influences outside of a single interaction. To do this, the transaction model considers how social, relational, and cultural contexts frame and influence our communication encounters.

Social context refers to the stated rules or unstated norms that guide communication. As we are socialized into our various communities, we learn rules and implicitly pick up on norms for communicating. Some common rules that influence social contexts include don't lie to people, don't interrupt people, don't pass people in line, greet people when they greet you, thank people when they pay you a compliment, and so on. Parents and teachers often explicitly convey these rules to their children or students. Rules may be stated over and over, and there may be punishment for not following them.

Norms are social conventions that we pick up on through observation, practice, and trial and error. We may not even know we are breaking a social norm until we notice people looking at us strangely or someone corrects or teases us. For example, as a new employee you may over- or underdress for the company's holiday party because you don't know the norm for formality. Although there probably isn't a stated rule about how to dress at the holiday party, you will notice your error without someone having to point it out, and you will likely not deviate from the norm again in order to save yourself any potential embarrassment. Even though breaking social norms doesn't result in the formal punishment that might be a consequence of breaking a social rule, the social awkwardness we feel when we violate social norms is usually enough to teach us that these norms are powerful even though they aren't made explicit like rules. Norms even have the power to override social rules in some situations. To go back to the examples of common social rules mentioned before, we may break the rule about not lying if the lie is meant to save someone from feeling hurt. We often interrupt close friends when we're having an exciting conversation, but we wouldn't be as likely to interrupt

a professor while they are lecturing. Since norms and rules vary among people and cultures, relational and cultural contexts are also included in the transaction model in order to help us understand the multiple contexts that influence our communication.

Relational context includes the previous interpersonal history and type of relationship we have with a person. We communicate differently with someone we just met versus someone we've known for a long time. Initial interactions with people tend to be more highly scripted and governed by established norms and rules, but when we have an established relational context, we may be able to bend or break social norms and rules more easily. For example, you would likely follow social norms of politeness and attentiveness and might spend the whole day cleaning the house for the first time you invite your new neighbors to visit. Once the neighbors are in your house, you may also make them the center of your attention during their visit. If you end up becoming friends with your neighbors and establishing a relational context, you might not think as much about having everything cleaned and prepared or even giving them your whole attention during later visits. Since communication norms and rules also vary based on the type of relationship people have, relationship type is also included in relational context. For example, there are certain communication rules and norms that apply to a supervisor-supervisee relationship that don't apply to a brother-sister relationship and vice versa. Just as social norms and relational history influence how we communicate, so does culture.

Cultural context includes various aspects of identities such as race, gender, nationality, ethnicity, sexual orientation, class, and ability. We will learn more about these identities in the chapter titled "Communication and Perception", but for now it is important for us to understand that whether we are aware of it or not, we all have multiple cultural identities that influence our communication. Some people, especially those with identities that have been historically marginalized, are regularly aware of how their cultural identities influence their communication and influence how others communicate with them. Conversely, people with identities that are dominant or in the majority may rarely, if ever, think about the role their cultural identities play in their communication.

When cultural context comes to the forefront of a communication encounter, it can be difficult to manage. Since intercultural communication creates uncertainty, it can deter people from communicating across cultures or lead people to view intercultural communication as negative. But if you avoid communicating across cultural identities, you will likely not get more comfortable or competent as a communicator. Difference, as we will learn in the chapter titled "Culture and Communication", isn't a bad thing. In fact, intercultural communication has the potential to enrich various aspects of our lives. In order to communicate well within various cultural contexts, it is important to keep an open mind and avoid making assumptions about others' cultural identities. While you may be able to identify some aspects of the cultural context within a communication encounter, there may also be cultural influences that you can't see. A competent communicator shouldn't assume to know all the cultural contexts a person brings to an encounter, since not all cultural identities are visible. As with the other contexts, it requires skill to adapt to shifting contexts, and the best way to develop these skills is through practice and reflection.

Key Takeaways

- Communication models are not complex enough to truly capture all that takes place in a communication encounter, but they can help us examine the various steps in the process in order to better understand our communication and the communication of others.
- The transmission model of communication describes communication as a one-way, linear process in which a sender encodes a message and transmits it through a channel to a receiver who decodes it. The transmission of the message may be disrupted by environmental or semantic noise. This model is usually too simple to capture FtF interactions but can be usefully applied to computer-mediated communication.
- The interaction model of communication describes communication as a two-way process in which participants alternate positions as sender and receiver and generate meaning by sending and receiving feedback within physical and psychological contexts. This model captures the interactive aspects of communication but still doesn't account for how communication constructs our realities and is influenced by social and cultural contexts.
- The transaction model of communication describes communication as a process in which communicators generate social realities within social, relational, and cultural contexts. This model includes participants who are simultaneously senders and receivers and accounts for how communication constructs our realities, relationships, and communities.

Exercises

1. Getting integrated: How might knowing the various components of the communication process help you in your academic life, your professional life, and your civic life?
2. What communication situations does the transmission model best represent? The interaction model? The transaction model?

3. Use the transaction model of communication to analyze a recent communication encounter you had. Sketch out the communication encounter and make sure to label each part of the model (communicators; message; channel; feedback; and physical, psychological, social, relational, and cultural contexts).

References

Barnlund, D. C., "A Transactional Model of Communication," in *Foundations of Communication Theory*, eds. Kenneth K. Sereno and C. David Mortensen (New York, NY: Harper and Row, 1970), 83–92.

Ellis, R. and Ann McClintock, *You Take My Meaning: Theory into Practice in Human Communication* (London: Edward Arnold, 1990), 71.

Schramm, W., *The Beginnings of Communication Study in America* (Thousand Oaks, CA: Sage, 1997).

Shannon, C. and Warren Weaver, *The Mathematical Theory of Communication* (Urbana, IL: University of Illinois Press, 1949), 16.

Thurlow, C., Laura Lengel, and Alice Tomic, *Computer Mediated Communication: Social Interaction and the Internet* (London: Sage, 2004), 14.

This page titled [1.2: The Communication Process](#) is shared under a [CC BY-NC-SA 3.0](#) license and was authored, remixed, and/or curated by [Anonymous](#) via [source content](#) that was edited to the style and standards of the LibreTexts platform; a detailed edit history is available upon request.

1.3: Communication Principles

Learning Objectives

1. Discuss how communication is integrated in various aspects of your life.
2. Explain how communication meets physical, instrumental, relational, and identity needs.
3. Explain how the notion of a “process” fits into communication.
4. Discuss the ways in which communication is guided by culture and context.

Taking this course will change how you view communication. Most people admit that communication is important, but it's often in the back of our minds or viewed as something that “just happens.” Putting communication at the front of your mind and becoming more aware of how you communicate can be informative and have many positive effects. When I first started studying communication as an undergraduate, I began seeing the concepts we learned in class in my everyday life. When I worked in groups, I was able to apply what I had learned about group communication to improve my performance and overall experience. I also noticed interpersonal concepts and theories as I communicated within various relationships. Whether I was analyzing mediated messages or considering the ethical implications of a decision before I made it, studying communication allowed me to see more of what was going on around me, which allowed me to more actively and competently participate in various communication contexts. In this section, as we learn the principles of communication, I encourage you to take note of aspects of communication that you haven't thought about before and begin to apply the principles of communication to various parts of your life.

Communication Is Integrated into All Parts of Our Lives

This book is meant to help people see the value of communication in the real world and in our real lives. When I say *real*, I don't mean to imply that there is some part of our world or lives that is not real. Since communication is such a practical field of study, I use the word *real* to emphasize that what you're reading in this book isn't just about theories and vocabulary or passing a test and giving a good speech. I also don't mean to imply that there is a divide between the classroom and the real world. The “real world” is whatever we are experiencing at any given moment. In order to explore how communication is integrated into all parts of our lives, I have divided up our lives into four spheres: academic, professional, personal, and civic. The boundaries and borders between these spheres are not solid, and there is much overlap. After all, much of what goes on in a classroom is present in a professional environment, and the classroom has long been seen as a place to prepare students to become active and responsible citizens in their civic lives. The philosophy behind this approach is called integrative learning, which encourages students to reflect on how the content they are learning connects to other classes they have taken or are taking, their professional goals, and their civic responsibilities.

Academic

It's probably not difficult to get you, as students in a communication class, to see the relevance of communication to your academic lives. At least during this semester, studying communication is important to earn a good grade in the class, right? Beyond the relevance to your grade in this class, I challenge you to try to make explicit connections between this course and courses you have taken before and are currently taking. Then, when you leave this class, I want you to connect the content in future classes back to what you learned here. If you can begin to see these connections now, you can build on the foundational communication skills you learn in here to become a more competent communicator, which will undoubtedly also benefit you as a student.



Good communication skills can help you succeed in academic settings and set you up for success postgraduation. Benjamin Darfler
– Graduation – CC BY-NC-ND 2.0.

Aside from wanting to earn a good grade in this class, you may also be genuinely interested in becoming a better communicator. If that's the case, you are in luck because research shows that even people who have poor communication skills can improve a wide range of verbal, nonverbal, and interpersonal communication skills by taking introductory communication courses (Zabava & Wolvin, 1993). Communication skills are also tied to academic success. Poor listening skills were shown to contribute significantly to failure in a person's first year of college. Also, students who take a communication course report more confidence in their communication abilities, and these students have higher grade point averages and are less likely to drop out of school. Much of what we do in a classroom—whether it is the interpersonal interactions with our classmates and professor, individual or group presentations, or listening—is discussed in this textbook and can be used to build or add to a foundation of good communication skills and knowledge that can carry through to other contexts.

Professional

The National Association of Colleges and Employers has found that employers most desire good communication skills in the college graduates they may hire (National Association of Colleges and Employers, 2010). Desired communication skills vary from career to career, but again, this textbook provides a foundation onto which you can build communication skills specific to your major or field of study. Research has shown that introductory communication courses provide important skills necessary for functioning in entry-level jobs, including listening, writing, motivating/persuading, interpersonal skills, informational interviewing, and small-group problem solving (DiSalvo, 1980). Interpersonal communication skills are also highly sought after by potential employers, consistently ranking in the top ten in national surveys (National Association of Colleges and Employers, 2010). Poor listening skills, lack of conciseness, and inability to give constructive feedback have been identified as potential communication challenges in professional contexts. Employers appreciate good listening skills and the ability to communicate concisely because efficiency and clarity are often directly tied to productivity and success in terms of profit or task/project completion. Despite the well-documented need for communication skills in the professional world, many students still resist taking communication classes. Perhaps people think they already have good communication skills or can improve their skills on their own. While either of these may be true for some, studying communication can only help. In such a competitive job market, being able to document that you have received communication instruction and training from communication professionals (the faculty in your communication department) can give you the edge needed to stand out from other applicants or employees.

Personal

While many students know from personal experience and from the prevalence of communication counseling on television talk shows and in self-help books that communication forms, maintains, and ends our interpersonal relationships, they do not know the extent to which that occurs. I am certain that when we get to the interpersonal communication chapters in this textbook that you will be intrigued and maybe even excited by the relevance and practicality of the concepts and theories discussed there. My students often remark that they already know from experience much of what's discussed in the interpersonal unit of the course. While we do learn from experience, until we learn specific vocabulary and develop foundational knowledge of communication concepts and theories, we do not have the tools needed to make sense of these experiences. Just having a vocabulary to name the communication phenomena in our lives increases our ability to consciously alter our communication to achieve our goals, avoid

miscommunication, and analyze and learn from our inevitable mistakes. Once we get further into the book, I am sure the personal implications of communication will become very clear.

Civic

The connection between communication and our civic lives is a little more abstract and difficult for students to understand. Many younger people don't yet have a conception of a "civic" part of their lives because the academic, professional, and personal parts of their lives have so much more daily relevance. Civic engagement refers to working to make a difference in our communities by improving the quality of life of community members; raising awareness about social, cultural, or political issues; or participating in a wide variety of political and nonpolitical processes (Ehrlich, 2000). The civic part of our lives is developed through engagement with the decision making that goes on in our society at the small-group, local, state, regional, national, or international level. Such involvement ranges from serving on a neighborhood advisory board to sending an e-mail to a US senator. Discussions and decisions that affect our communities happen around us all the time, but it takes time and effort to become a part of that process. Doing so, however, allows us to become a part of groups or causes that are meaningful to us, which enables us to work for the common good. This type of civic engagement is crucial to the functioning of a democratic society.



Voting is one way to stay civically engaged, but you can also participate in decision making in nonpolitical contexts. Stephen Venkman-Not here much [Your Vote Counts](#) – CC BY-NC-ND 2.0.

Communication scholars have been aware of the connections between communication and a person's civic engagement or citizenship for thousands of years. Aristotle, who wrote the first and most influential comprehensive book on communication 2,400 years ago, taught that it is through our voice, our ability to communicate, that we engage with the world around us, participate in our society, and become a "virtuous citizen." It is a well-established and unfortunate fact that younger people, between the ages of eighteen and thirty, are some of the least politically active and engaged members of our democracy. Civic engagement includes but goes beyond political engagement, which includes things like choosing a political party or advocating for a presidential candidate. Although younger people have tended not to be as politically engaged as other age groups, the current generation of sixteen- to twenty-nine-year-olds, known as the millennial generation, is known to be very engaged in volunteerism and community service. In addition, some research has indicated that college students are eager for civic engagement but are not finding the resources they need on their campuses (Jaschik, 2012). The American Association of Colleges and Universities has launched several initiatives and compiled many resources for students and faculty regarding civic engagement. I encourage you to explore their website at the following link and try to identify some ways in which you can productively integrate what you are learning in this class into a civic context: <http://www.aacu.org/resources/civicingagement>.

Communication Meets Needs

You hopefully now see that communication is far more than the transmission of information. The exchange of messages and information is important for many reasons, but it is not enough to meet the various needs we have as human beings. While the content of our communication may help us achieve certain physical and instrumental needs, it also feeds into our identities and relationships in ways that far exceed the content of what we say.

Physical Needs

Physical needs include needs that keep our bodies and minds functioning. Communication, which we most often associate with our brain, mouth, eyes, and ears, actually has many more connections to and effects on our physical body and well-being. At the most basic level, communication can alert others that our physical needs are not being met. Even babies cry when they are hungry or sick to alert their caregiver of these physical needs. Asking a friend if you can stay at their house because you got evicted or kicked out of your own place will help you meet your physical need for shelter. There are also strong ties between the social function of communication and our physical and psychological health. Human beings are social creatures, which makes communication important for our survival. In fact, prolonged isolation has been shown to severely damage a human (Williams & Zadro, 2001). Aside from surviving, communication skills can also help us thrive. People with good interpersonal communication skills are better able to adapt to stress and have less depression and anxiety (Hargie, 2011). Communication can also be therapeutic, which can lessen or prevent physical problems. A research study found that spouses of suicide or accidental death victims who did not communicate about the death with their friends were more likely to have health problems such as weight change and headaches than those who did talk with friends (Greene, Derlega, & Mathews, 2006). Satisfying physical needs is essential for our physical functioning and survival. But, in order to socially function and thrive, we must also meet instrumental, relational, and identity needs.

Instrumental Needs

Instrumental needs include needs that help us get things done in our day-to-day lives and achieve short- and long-term goals. We all have short- and long-term goals that we work on every day. Fulfilling these goals is an ongoing communicative task, which means we spend much of our time communicating for instrumental needs. Some common instrumental needs include influencing others, getting information we need, or getting support (Burlinson, Metts, & Kirch, 2000). In short, communication that meets our instrumental needs helps us “get things done.”



Communicating for instrumental needs helps us get things done. Think about how much instrumental communication is required to build a house. Sandia Labs – [Habitat for Humanity Build-A-Thon](#) – CC BY-NC-ND 2.0.

To meet instrumental needs, we often use communication strategically. Politicians, parents, bosses, and friends use communication to influence others in order to accomplish goals and meet needs. There is a research area within communication that examines compliance-gaining communication, or communication aimed at getting people to do something or act in a particular way (Gass & Seiter, 1999). Compliance gaining and communicating for instrumental needs is different from coercion, which forces or manipulates people into doing what you want. In Section 1.3 “Communication Principles”, we will discuss communication ethics and learn that open communication, free from constraint and pressure, is an important part of an ethical society. Compliance-

gaining communication is different from persuasion, which we will discuss in more detail in the chapter titled “Informative and Persuasive Speaking”. While research on persuasion typically focuses on public speaking and how a speaker persuades a group, compliance-gaining research focuses on our daily interpersonal interactions. Researchers have identified many tactics that people typically use in compliance-gaining communication (Gass & Seiter, 1999). As you read through the following list, I am sure many of these tactics will be familiar to you.

Common Tactics Used for Compliance Gaining

- **Offering rewards.** Seeks compliance in a positive way, by promising returns, rewards, or generally positive outcomes.
- **Threatening punishment.** Seeks compliance in a negative way, by threatening negative consequences such as loss of privileges, grounding, or legal action.
- **Using expertise.** Seeks compliance by implying that one person “knows better” than the other based on experience, age, education, or intelligence.
- **Liking.** Seeks compliance by acting friendly and helpful to get the other person into a good mood before asking them to do something.
- **Debt.** Seeks compliance by calling in past favors and indicating that one person “owes” the other.
- **Altruism.** Seeks compliance by claiming that one person only wants “what is best” for the other and he or she is looking out for the other person’s “best interests.”
- **Esteem.** Seeks compliance by claiming that other people will think more highly of the person if he or she complies or think less of the person if he or she does not comply.

Relational Needs

Relational needs include needs that help us maintain social bonds and interpersonal relationships. Communicating to fill our instrumental needs helps us function on many levels, but communicating for relational needs helps us achieve the social relating that is an essential part of being human. Communication meets our relational needs by giving us a tool through which to develop, maintain, and end relationships. In order to develop a relationship, we may use nonverbal communication to assess whether someone is interested in talking to us or not, then use verbal communication to strike up a conversation. Then, through the mutual process of self-disclosure, a relationship forms over time. Once formed, we need to maintain a relationship, so we use communication to express our continued liking of someone. We can verbally say things like “You’re such a great friend” or engage in behaviors that communicate our investment in the relationship, like organizing a birthday party. Although our relationships vary in terms of closeness and intimacy, all individuals have relational needs and all relationships require maintenance. Finally, communication or the lack of it helps us end relationships. We may communicate our deteriorating commitment to a relationship by avoiding communication with someone, verbally criticizing him or her, or explicitly ending a relationship. From spending time together, to checking in with relational partners by text, social media, or face-to-face, to celebrating accomplishments, to providing support during difficult times, communication forms the building blocks of our relationships. Communicating for relational needs isn’t always positive though. Some people’s “relational needs” are negative, unethical, or even illegal. Although we may feel the “need” to be passive aggressive or controlling, these communicative patterns are not positive and can hurt our relationships. In the chapters titled “Interpersonal Communication Processes” and “Communication in Relationships”, we will explore the “dark side” of communication in more detail.

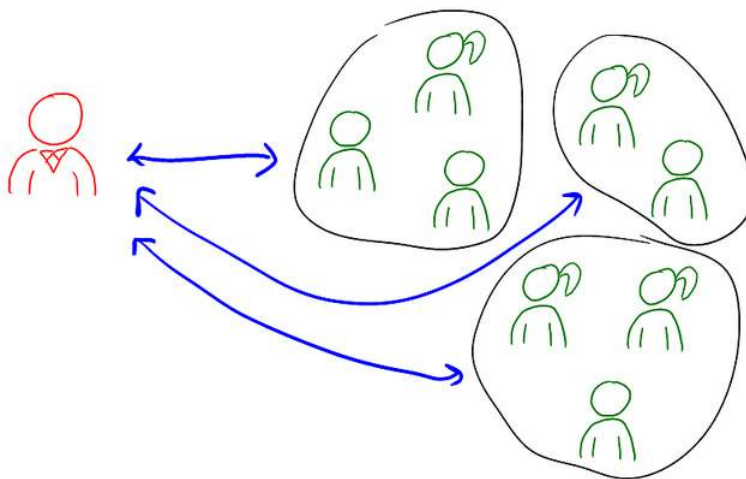
Identity Needs

Identity needs include our need to present ourselves to others and be thought of in particular and desired ways. What adjectives would you use to describe yourself? Are you funny, smart, loyal, or quirky? Your answer isn’t just based on who you think you are, since much of how we think of ourselves is based on our communication with other people. Our identity changes as we progress through life, but communication is the primary means of establishing our identity and fulfilling our identity needs. Communication allows us to present ourselves to others in particular ways. Just as many companies, celebrities, and politicians create a public image, we desire to present different faces in different contexts. The influential scholar Erving Goffman compared self-presentation to a performance and suggested we all perform different roles in different contexts (Goffman, 1959). Indeed, competent communicators can successfully manage how others perceive them by adapting to situations and contexts. A parent may perform the role of stern head of household, supportive shoulder to cry on, or hip and culturally aware friend based on the situation they are in with their child. A newly hired employee may initially perform the role of motivated and agreeable coworker but later perform more leadership behaviors after being promoted. We will learn more about the different faces we present to the world and how we develop our self-concepts through interactions with others in the chapter titled “Communication and Perception”.

Communication Is a Process

Communication is a process that involves an interchange of verbal and/or nonverbal messages within a continuous and dynamic sequence of events (Hargie, 2011). When we refer to communication as a process, we imply that it doesn't have a distinct beginning and end or follow a predetermined sequence of events. It can be difficult to trace the origin of a communication encounter, since communication doesn't always follow a neat and discernible format, which makes studying communication interactions or phenomena difficult. Any time we pull one part of the process out for study or closer examination, we artificially "freeze" the process in order to examine it, which is not something that is possible when communicating in real life. But sometimes scholars want to isolate a particular stage in the process in order to gain insight by studying, for example, feedback or eye contact. Doing that changes the very process itself, and by the time you have examined a particular stage or component of the process, the entire process may have changed. These snapshots are useful for scholarly interrogation of the communication process, and they can also help us evaluate our own communication practices, troubleshoot a problematic encounter we had, or slow things down to account for various contexts before we engage in communication (Dance & Larson, 1976).

We have already learned, in the transaction model of communication, that we communicate using multiple channels and send and receive messages simultaneously. There are also messages and other stimuli around us that we never actually perceive because we can only attend to so much information at one time. The dynamic nature of communication allows us to examine some principles of communication that are related to its processual nature. Next, we will learn that communication messages vary in terms of their level of conscious thought and intention, communication is irreversible, and communication is unrepeatable.



Since communication is such a dynamic process, it is difficult to determine where communication begins and ends. Mathieu Plourde – [Instructor to Groups](#) – CC BY 2.0.

Some scholars have put forth definitions of communication stating that messages must be intended for others to perceive them in order for a message to "count" as communication. This narrow definition only includes messages that are tailored or at least targeted to a particular person or group and excludes any communication that is involuntary (Dance & Larson, 1976). Since intrapersonal communication happens in our heads and isn't intended for others to perceive, it wouldn't be considered communication. But imagine the following scenario: You and I are riding on a bus and you are sitting across from me. As I sit thinking about a stressful week ahead, I wrinkle up my forehead, shake my head, and put my head in my hands. Upon seeing this you think, "That guy must be pretty stressed out." In this scenario, did communication take place? If I really didn't intend for anyone to see the nonverbal communication that went along with my intrapersonal communication, then this definition would say no. But even though words weren't exchanged, you still generated meaning from the communication I was unintentionally sending. As a communication scholar, I do not take such a narrow definition of communication. Based on the definition of communication from the beginning of this chapter, the scenario we just discussed would count as communication, but the scenario illustrates the point that communication messages are sent both intentionally and unintentionally.

Communication messages also vary in terms of the amount of conscious thought that goes into their creation. In general, we can say that intentional communication usually includes more conscious thought and unintentional communication usually includes less. For example, some communication is reactionary and almost completely involuntary. We often scream when we are frightened, say "ouch!" when we stub our toe, and stare blankly when we are bored. This isn't the richest type of communication, but it is communication. Some of our interactions are slightly more substantial and include more conscious thought but are still

very routine. For example, we say “excuse me” when we need to get past someone, say “thank you” when someone holds the door for us, or say “what’s up?” to our neighbor we pass every day in the hall. The reactionary and routine types of communication just discussed are common, but the messages most studied by communication scholars are considered constructed communication. These messages include more conscious thought and intention than reactionary or routine messages and often go beyond information exchange to also meet relational and identity needs. As we will learn later on, a higher degree of conscious thought and intention doesn’t necessarily mean the communication will be effective, understood, or ethical. In addition, ethical communicators cannot avoid responsibility for the effects of what they say by claiming they didn’t “intend” for their communication to cause an undesired effect. Communication has short- and long-term effects, which illustrates the next principle we will discuss—communication is irreversible.

The dynamic nature of the communication process also means that communication is irreversible. After an initial interaction has gone wrong, characters in sitcoms and romantic comedies often use the line “Can we just start over?” As handy as it would be to be able to turn the clock back and “redo” a failed or embarrassing communication encounter, it is impossible. Miscommunication can occur regardless of the degree of conscious thought and intention put into a message. For example, if David tells a joke that offends his coworker Beth, then he can’t just say, “Oh, forget I said that,” or “I didn’t intend for it to be offensive.” The message has been sent and it can’t be taken back. I’m sure we have all wished we could take something back that we have said. Conversely, when communication goes well, we often wish we could recreate it. However, in addition to communication being irreversible, it is also unrepeatable.

If you try to recreate a good job interview experience by asking the same questions and telling the same stories about yourself, you can’t expect the same results. Even trying to repeat a communication encounter with the same person won’t feel the same or lead to the same results. We have already learned the influence that contexts have on communication, and those contexts change frequently. Even if the words and actions stay the same, the physical, psychological, social, relational, and cultural contexts will vary and ultimately change the communication encounter. Have you ever tried to recount a funny or interesting experience to a friend who doesn’t really seem that impressed? These “I guess you had to be there” moments illustrate the fact that communication is unrepeatable.

Communication Is Guided by Culture and Context

As we learned earlier, context is a dynamic component of the communication process. Culture and context also influence how we perceive and define communication. Western culture tends to put more value on senders than receivers and on the content rather the context of a message. These cultural values are reflected in our definitions and models of communication. As we will learn in later chapters, cultures vary in terms of having a more individualistic or more collectivistic cultural orientation. The United States is considered an individualistic culture, where emphasis is put on individual expression and success. Japan is considered a collectivistic culture, where emphasis is put on group cohesion and harmony. These are strong cultural values that are embedded in how we learn to communicate. In many collectivistic cultures, there is more emphasis placed on silence and nonverbal context. Whether in the United States, Japan, or another country, people are socialized from birth to communication in culturally specific ways that vary by context. In this section we will discuss how communication is learned, the rules and norms that influence how we communicate, and the ethical implications of communication.

Communication Is Learned

Most people are born with the capacity and ability to communicate, but everyone communicates differently. This is because communication is learned rather than innate. As we have already seen, communication patterns are relative to the context and culture in which one is communicating, and many cultures have distinct languages consisting of symbols.

A key principle of communication is that it is symbolic. Communication is symbolic in that the words that make up our language systems do not directly correspond to something in reality. Instead, they stand in for or symbolize something. The fact that communication varies so much among people, contexts, and cultures illustrates the principle that meaning is not inherent in the words we use. For example, let’s say you go to France on vacation and see the word *poisson* on the menu. Unless you know how to read French, you will not know that the symbol is the same as the English symbol *fish*. Those two words don’t look the same at all, yet they symbolize the same object. If you went by how the word looks alone, you might think that the French word for fish is more like the English word *poison* and avoid choosing that for your dinner. Putting a picture of a fish on a menu would definitely help a foreign tourist understand what they are ordering, since the picture is an actual representation of the object rather than a symbol for it.

All symbolic communication is learned, negotiated, and dynamic. We know that the letters *b-o-o-k* refer to a bound object with multiple written pages. We also know that the letters *t-r-u-c-k* refer to a vehicle with a bed in the back for hauling things. But if we learned in school that the letters *t-r-u-c-k* referred to a bound object with written pages and *b-o-o-k* referred to a vehicle with a bed in the back, then that would make just as much sense, because the letters don't actually refer to the object and the word itself only has the meaning that we assign to it. We will learn more, in Chapter 8 "Verbal Communication", about how language works, but communication is more than the words we use.

We are all socialized into different languages, but we also speak different "languages" based on the situation we are in. For example, in some cultures it is considered inappropriate to talk about family or health issues in public, but it wouldn't be odd to overhear people in a small town grocery store in the United States talking about their children or their upcoming surgery. There are some communication patterns shared by very large numbers of people and some that are particular to a dyad—best friends, for example, who have their own inside terminology and expressions that wouldn't make sense to anyone else. These examples aren't on the same scale as differing languages, but they still indicate that communication is learned. They also illustrate how rules and norms influence how we communicate.

Rules and Norms

Earlier we learned about the transaction model of communication and the powerful influence that social context and the roles and norms associated with social context have on our communication. Whether verbal or nonverbal, mediated or interpersonal, our communication is guided by rules and norms.

Phatic communion is an instructive example of how we communicate under the influence of rules and norms (Senft, 2009). Phatic communion refers to scripted and routine verbal interactions that are intended to establish social bonds rather than actually exchange meaning. When you pass your professor in the hall, the exchange may go as follows:

Student:

"Hey, how are you?"

Professor:

"Fine, how are you?"

Student:

"Fine."

What is the point of this interaction? It surely isn't to actually inquire as to each other's well-being. We have similar phatic interactions when we make comments on the weather or the fact that it's Monday. We often joke about phatic communion because we see that is pointless, at least on the surface. The student and professor might as well just pass each other in the hall and say the following to each other:

Student:

"Generic greeting question."

Professor:

"Generic greeting response and question."

Student:

"Generic response."

This is an example of communication messages that don't really require a high level of conscious thought or convey much actual content or generate much meaning. So if phatic communion is so "pointless," why do we do it?



Rules and norms guide much of our communication. Think of all the unspoken norms for behavior in a crowded elevator. Dangerismycat – [crowded elevator](#) – CC BY-NC-ND 2.0.

The term *phatic communion* derives from the Greek word *phatos*, which means “spoken,” and the word *communion*, which means “connection or bond.” As we discussed earlier, communication helps us meet our relational needs. In addition to finding communion through food or religion, we also find communion through our words. But the degree to which and in what circumstances we engage in phatic communion is also influenced by norms and rules. Generally, US Americans find silence in social interactions awkward, which is one sociocultural norm that leads to phatic communion, because we fill the silence with pointless words to meet the social norm. It is also a norm to greet people when you encounter them, especially if you know them. We all know not to unload our physical and mental burdens on the person who asks, “How are you?” or go through our “to do” list with the person who asks, “What’s up?” Instead, we conform to social norms through this routine type of verbal exchange.

Phatic communion, like most aspects of communication we will learn about, is culturally relative as well. While most cultures engage in phatic communion, the topics of and occasions for phatic communion vary. Scripts for greetings in the United States are common, but scripts for leaving may be more common in another culture. Asking about someone’s well-being may be acceptable phatic communion in one culture, and asking about the health of someone’s family may be more common in another.

Communication Has Ethical Implications

Another culturally and situationally relative principle of communication is the fact that communication has ethical implications. Communication ethics deals with the process of negotiating and reflecting on our actions and communication regarding what we believe to be right and wrong. Aristotle said, “In the arena of human life the honors and rewards fall to those who show their good qualities in action” (Pearson et al., 2006). Aristotle focuses on actions, which is an important part of communication ethics. While ethics has been studied as a part of philosophy since the time of Aristotle, only more recently has it become applied. In communication ethics, we are more concerned with the decisions people make about what is right and wrong than the systems, philosophies, or religions that inform those decisions. Much of ethics is gray area. Although we talk about making decisions in terms of what is right and what is wrong, the choice is rarely that simple. Aristotle goes on to say that we should act “to the right extent, at the right time, with the right motive, and in the right way.” This quote connects to communication competence, which focuses on communicating effectively and appropriately and will be discussed more in Section 1.4 “Communication Competence”.

Communication has broad ethical implications. Later in this book we will discuss the importance of ethical listening, how to avoid plagiarism, how to present evidence ethically, and how to apply ethical standards to mass media and social media. These are just a few examples of how communication and ethics will be discussed in this book, but hopefully you can already see that communication ethics is integrated into academic, professional, personal, and civic contexts.

When dealing with communication ethics, it’s difficult to state that something is 100 percent ethical or unethical. I tell my students that we all make choices daily that are more ethical or less ethical, and we may confidently make a decision only later to learn that it wasn’t be most ethical option. In such cases, our ethics and goodwill are tested, since in any given situation multiple options may seem appropriate, but we can only choose one. If, in a situation, we make a decision and we reflect on it and realize we could have made a more ethical choice, does that make us a bad person? While many behaviors can be more easily labeled as ethical or unethical, communication isn’t always as clear. Murdering someone is generally thought of as unethical and illegal, but many

instances of hurtful speech, or even what some would consider hate speech, have been protected as free speech. This shows the complicated relationship between protected speech, ethical speech, and the law. In some cases, people see it as their ethical duty to communicate information that they feel is in the public's best interest. The people behind WikiLeaks, for example, have released thousands of classified documents related to wars, intelligence gathering, and diplomatic communication. WikiLeaks claims that exposing this information keeps politicians and leaders accountable and keeps the public informed, but government officials claim the release of the information should be considered a criminal act. Both parties consider the other's communication unethical and their own communication ethical. Who is right?

Since many of the choices we make when it comes to ethics are situational, contextual, and personal, various professional fields have developed codes of ethics to help guide members through areas that might otherwise be gray or uncertain. The following "Getting Critical" box includes information about the National Communication Association's Ethical Credo. Doctors take oaths to do no harm to their patients, and journalists follow ethical guidelines that promote objectivity and provide for the protection of sources. Although businesses and corporations have gotten much attention for high-profile cases of unethical behavior, business ethics has become an important part of the curriculum in many business schools, and more companies are adopting ethical guidelines for their employees.

"Getting Critical": NCA Credo for Ethical Communication

The "Getting Critical" boxes throughout this book will challenge you to think critically about a variety of communication issues, and many of those issues will involve questions of ethics. Therefore, it is important that we have a shared understanding of ethical standards for communication. I tell my students that I consider them communication scholars while they are in my class, and we always take a class period to learn about ethics using the National Communication Association's (NCA) "Credo for Ethical Communication," since the NCA is the professional organization that represents communication scholars and practitioners in the United States.

We all have to consider and sometimes struggle with questions of right and wrong. Since communication is central to the creation of our relationships and communities, ethical communication should be a priority of every person who wants to make a positive contribution to society. The NCA's "Credo for Ethical Communication" reminds us that communication ethics is relevant across contexts and applies to every channel of communication, including media (National Communication Association, 2012). The credo goes on to say that human worth and dignity are fostered through ethical communication practices such as truthfulness, fairness, integrity, and respect for self and others. The emphasis in the credo and in the study of communication ethics is on practices and actions rather than thoughts and philosophies. Many people claim high ethical standards but do not live up to them in practice. While the credo advocates for, endorses, and promotes certain ideals, it is up to each one of us to put them into practice. The following are some of the principles stated in the credo:

- We endorse freedom of expression, diversity of perspective, and tolerance of dissent to achieve the informed and responsible decision making fundamental to a civil society.
- We condemn communication that degrades individuals and humanity through the expression of intolerance and hatred.
- We are committed to the courageous expression of personal convictions in pursuit of fairness and justice.
- We accept responsibility for the short- and long-term consequences of our own communication and expect the same of others.

1. What are some examples of unethical communication that you have witnessed?
2. Read through the whole credo. Of the nine principles listed, which do you think is most important and why? The credo can be accessed at the following link: <http://natcom.org/Tertiary.aspx?id=2119&terms=ethical%20credo>.

Key Takeaways

- Getting integrated: Increasing your knowledge of communication and improving your communication skills can positively affect your academic, professional, personal, and civic lives.
- In terms of academics, research shows that students who study communication and improve their communication skills are less likely to drop out of school and are more likely to have high grade point averages.
- Professionally, employers desire employees with good communication skills, and employees who have good listening skills are more likely to get promoted.
- Personally, communication skills help us maintain satisfying relationships.
- Communication helps us with civic engagement and allows us to participate in and contribute to our communities.

- Communication meets our physical needs by helping us maintain physical and psychological well-being; our instrumental needs by helping us achieve short- and long-term goals; our relational needs by helping us initiate, maintain, and terminate relationships; and our identity needs by allowing us to present ourselves to others in particular ways.
- Communication is a process that includes messages that vary in terms of conscious thought and intention. Communication is also irreversible and unrepeatable.
- Communication is guided by culture and context.
- We learn to communicate using systems that vary based on culture and language.
- Rules and norms influence the routines and rituals within our communication.
- Communication ethics varies by culture and context and involves the negotiation of and reflection on our actions regarding what we think is right and wrong.

Exercises

1. Getting integrated: The concepts of integrative learning and communication ethics are introduced in this section. How do you see communication ethics playing a role in academic, professional, personal, and civic aspects of your life?
2. Identify some physical, instrumental, relational, and identity needs that communication helps you meet in a given day.
3. We learned in this section that communication is irreversible and unrepeatable. Identify a situation in which you wished you could reverse communication. Identify a situation in which you wished you could repeat communication. Even though it's impossible to reverse or repeat communication, what lessons can be learned from these two situations you identified that you can apply to future communication?
4. What types of phatic communion do you engage in? How are they connected to context and/or social rules and norms?

References

- Burleson, B. R., Sandra Metts, and Michael W. Kirch, "Communication in Close Relationships," in *Close Relationships: A Sourcebook*, eds. Clyde Hendrick and Susan S. Hendrick (Thousand Oaks, CA: Sage, 2000), 247.
- Dance, F. E. X., and Carl E. Larson, *The Functions of Human Communication: A Theoretical Approach* (New York, NY: Holt, Reinhart, and Winston, 1976), 28.
- DiSalvo V. S., "A Summary of Current Research Identifying Communication Skills in Various Organizational Contexts," *Communication Education* 29 (1980): 283–90.
- Ehrlich, T., *Civic Responsibility and Higher Education* (Phoenix, AZ: Oryx, 2000), vi.
- Gass, R. H., and John S. Seiter, *Persuasion, Social Influence and Compliance Gaining* (Boston, MA: Allyn and Bacon, 1999), 205.
- Goffman, E., *The Presentation of Self in Everyday Life* (New York, NY: Anchor Books, 1959).
- Greene, K., Valerian J. Derlega, and Alicia Mathews, "Self-Disclosure in Personal Relationships," in *The Cambridge Handbook of Personal Relationships*, eds. Anita L. Vangelisti and Daniel Perlman (Cambridge: Cambridge University Press, 2006), 421.
- Hargie, O., *Skilled Interpersonal Interaction: Research, Theory, and Practice* (London: Routledge, 2011), 2.
- Jaschik, S., "The Civic Engagement Gap," *Inside Higher Ed*, September 30, 2009, accessed May 18, 2012, <http://www.insidehighered.com/news/2009/09/30/civic>.
- National Association of Colleges and Employers, *Job Outlook 2011* (2010): 25.
- Pearson, J. C., Jeffrey T. Child, Jody L. Mattern, and David H. Kahl Jr., "What Are Students Being Taught about Ethics in Public Speaking Textbooks?" *Communication Quarterly* 54, no. 4 (2006): 508.
- Senft, G., "Phatic Communion," in *Culture and Language Use*, eds. Gunter Senft, Jan-Ola Ostman, and Jef Verschueren (Amsterdam: John Benjamins Publishing Company, 2009), 226–33.
- Williams, K. D., and Lisa Zadro, "Ostracism: On Being Ignored, Excluded, and Rejected," in *Interpersonal Rejection*, ed. Mark R. Leary (New York, NY: Oxford University Press, 2001), 21–54.
- Zabava, W. S., and Andrew D. Wolvin, "The Differential Impact of a Basic Communication Course on Perceived Communication Competencies in Class, Work, and Social Contexts," *Communication Education* 42 (1993): 215–17.

This page titled [1.3: Communication Principles](#) is shared under a [CC BY-NC-SA 3.0](#) license and was authored, remixed, and/or curated by [Anonymous](#) via [source content](#) that was edited to the style and standards of the LibreTexts platform; a detailed edit history is available upon

request.

1.4: Communication Competence

Learning Objectives

1. Define communication competence.
2. Explain each part of the definition of communication competence.
3. Discuss strategies for developing communication competence.
4. Discuss communication apprehension and public speaking anxiety and employ strategies to manage them.

Communication competence has become a focus in higher education over the past couple of decades as educational policy makers and advocates have stressed a “back to basics” mentality (McCroskey, 1984). The ability to communicate effectively is often included as a primary undergraduate learning goal along with other key skills like writing, critical thinking, and problem solving. You likely haven’t heard professors or university administrators use the term *communication competence*, but as we learn more about it in this section, I am sure you will see how communication competence can benefit you in many aspects of your life. Since this book focuses on communication in the real world, strategies for developing communication competence are not only limited to this section. A “Getting Competent” feature box is included in each chapter, specifically to help you develop communication competence.

Defining Competence

We have already defined *communication*, and you probably know that to be competent at something means you know what you’re doing. When we combine these terms, we get the following definition: communication competence refers to the knowledge of effective and appropriate communication patterns and the ability to use and adapt that knowledge in various contexts (Cooley & Roach, 1984). To better understand this definition, let’s break apart its components.



Developing communication competence can bring many rewards, but it also requires time and effort. Paul Shanks – [Communication](#) – CC BY-NC 2.0.

The first part of the definition we will unpack deals with *knowledge*. The cognitive elements of competence include knowing how to do something and understanding why things are done the way they are (Hargie, 2011). People can develop cognitive competence by observing and evaluating the actions of others. Cognitive competence can also be developed through instruction. Since you are currently taking a communication class, I encourage you to try to observe the communication concepts you are learning in the communication practices of others and yourself. This will help bring the concepts to life and also help you evaluate how communication in the real world matches up with communication concepts. As you build a repertoire of communication knowledge based on your experiential and classroom knowledge, you will also be developing behavioral competence.

The second part of the definition of communication competence that we will unpack is *the ability to use*. Individual factors affect our ability to do anything. Not everyone has the same athletic, musical, or intellectual ability. At the individual level, a person’s physiological and psychological characteristics affect competence. In terms of physiology, age, maturity, and ability to communicate affect competence. In terms of psychology, a person’s mood, stress level, personality, and level of communication apprehension (level of anxiety regarding communication) affect competence (Cooley & Roach, 1984). All these factors will either help or hinder you when you try to apply the knowledge you have learned to actual communication behaviors. For example, you

might know strategies for being an effective speaker, but public speaking anxiety that kicks in when you get in front of the audience may prevent you from fully putting that knowledge into practice.

The third part of the definition we will unpack is ability to *adapt to various contexts*. What is competent or not varies based on social and cultural context, which makes it impossible to have only one standard for what counts as communication competence (Cooley & Roach, 1984). Social variables such as status and power affect competence. In a social situation where one person—say, a supervisor—has more power than another—for example, his or her employee—then the supervisor is typically the one who sets the standard for competence. Cultural variables such as race and nationality also affect competence. A Taiwanese woman who speaks English as her second language may be praised for her competence in the English language in her home country but be viewed as less competent in the United States because of her accent. In summary, although we have a clear definition of communication competence, there are not definitions for how to be competent in any given situation, since competence varies at the individual, social, and cultural level.

Despite the fact that no guidelines for or definitions of competence will be applicable in all situations, the National Communication Association (NCA) has identified many aspects of competence related to communication. The primary focus has been on competencies related to speaking and listening, and the NCA notes that developing communication competence in these areas will help people in academic, professional, and civic contexts (Morreale, Rubin, & Jones, 1998). To help colleges and universities develop curriculum and instruction strategies to prepare students, the NCA has defined what students should be able to do in terms of speaking and listening competencies by the time they graduate from college:

1. State ideas clearly.
2. Communicate ethically.
3. Recognize when it is appropriate to communicate.
4. Identify their communication goals.
5. Select the most appropriate and effective medium for communicating.
6. Demonstrate credibility.
7. Identify and manage misunderstandings.
8. Manage conflict.
9. Be open-minded about another's point of view.
10. Listen attentively.

These are just some of the competencies the NCA identified as important for college graduates. While these are skill focused rather than interpersonally or culturally focused, they provide a concrete way to assess your own speaking competencies and to prepare yourself for professional speaking and listening, which is often skill driven. Since we communicate in many different contexts, such as interpersonal, group, intercultural, and mediated, we will discuss more specific definitions of competence in later sections of the book.

Developing Competence

Knowing the dimensions of competence is an important first step toward developing competence. Everyone reading this book already has some experience with and knowledge about communication. After all, you've spent many years explicitly and implicitly learning to communicate. For example, we are explicitly taught the verbal codes we use to communicate. On the other hand, although there are numerous rules and norms associated with nonverbal communication, we rarely receive explicit instruction on how to do it. Instead, we learn by observing others and through trial and error with our own nonverbal communication. Competence obviously involves verbal and nonverbal elements, but it also applies to many situations and contexts. Communication competence is needed in order to understand communication ethics, to develop cultural awareness, to use computer-mediated communication, and to think critically. Competence involves knowledge, motivation, and skills. It's not enough to know what good communication consists of; you must also have the motivation to reflect on and better your communication and the skills needed to do so.

In regards to competence, we all have areas where we are skilled and areas where we have deficiencies. In most cases, we can consciously decide to work on our deficiencies, which may take considerable effort. There are multiple stages of competence that I challenge you to assess as you communicate in your daily life: unconscious incompetence, conscious incompetence, conscious competence, and unconscious competence (Hargie, 2011). Before you have built up a rich cognitive knowledge base of communication concepts and practiced and reflected on skills in a particular area, you may exhibit unconscious incompetence, which means you are not even aware that you are communicating in an incompetent manner. Once you learn more about

communication and have a vocabulary to identify concepts, you may find yourself exhibiting conscious incompetence. This is where you know what you should be doing, and you realize that you're not doing it as well as you could. However, as your skills increase you may advance to conscious competence, meaning that you know you are communicating well in the moment, which will add to your bank of experiences to draw from in future interactions. When you reach the stage of unconscious competence, you just communicate successfully without straining to be competent. Just because you reach the stage of unconscious competence in one area or with one person does not mean you will always stay there. We are faced with new communication encounters regularly, and although we may be able to draw on the communication skills we have learned about and developed, it may take a few instances of conscious incompetence before you can advance to later stages.

In many introductory communication classes that I teach, a student usually says something like “You must be really good at this stuff since you study it and have been teaching it for a while.” At the same time students assume that I have a high level of communication competence, they are hard on themselves for being at the stage of conscious incompetence, where they catch themselves communicating poorly in regards to a concept we recently studied. In response to both of these comments, I say, “Just because I know the concepts and definitions doesn't mean I always put them to good use. We're all imperfect and fallible, and if we expect to be perfect communicators after studying this, then we're setting ourselves up for failure. However, when I do mess up, I almost always make a mental note and reflect on it. And now you're starting to do the same thing, which is to notice and reflect on your communication more. And that already puts you ahead of most people!”



Becoming more mindful of your communication and the communication of others can contribute to your communication competence. [Free Stock Photos](#) – public domain.

One way to progress toward communication competence is to become a more mindful communicator. A mindful communicator actively and fluidly processes information, is sensitive to communication contexts and multiple perspectives, and is able to adapt to novel communication situations (Burgoon, Berger, & Waldron, 2000). Becoming a more mindful communicator has many benefits, including achieving communication goals, detecting deception, avoiding stereotypes, and reducing conflict. Whether or not we achieve our day-to-day communication goals depends on our communication competence. Various communication behaviors can signal that we are communicating mindfully. For example, asking an employee to paraphrase their understanding of the instructions you just gave them shows that you are aware that verbal messages are not always clear, that people do not always listen actively, and that people often do not speak up when they are unsure of instructions for fear of appearing incompetent or embarrassing themselves. Some communication behaviors indicate that we are not communicating mindfully, such as withdrawing from a romantic partner or engaging in passive-aggressive behavior during a period of interpersonal conflict. Most of us know that such behaviors lead to predictable and avoidable conflict cycles, yet we are all guilty of them. Our tendency to assume that people are telling us the truth can also lead to negative results. Therefore, a certain amount of tentativeness and mindful monitoring of a person's nonverbal and verbal communication can help us detect deception. However, this is not the same thing as chronic suspicion, which would not indicate communication competence. This is just the beginning of our conversation about communication competence. Regarding the previous examples, we will learn more about paraphrasing in the chapter titled “Listening”, conflict management in the chapter titled “Interpersonal Communication Processes”, and deception in the chapter titled “Nonverbal Communication”.

📌 “Getting Competent”: Getting Started on Your Road to Communication Competence

The “Getting Competent” boxes throughout this book are meant to help you become a more confident and skilled communicator. While each box will focus on a specific aspect of communication competence, this box addresses communication competence more generally. A common communication pitfall that is an obstacle on many students’ roads to communication competence is viewing communication as “common sense.”

Many students note that some of what we learn in communication classes is “common sense.” I agree with this observation in some cases but disagree with it in others. As I’ve noted before, this class builds on knowledge that you have already gained, through experience and observation as a person with many years of communication under your belt. For example, a student might say that it is “common sense” that conflict avoidance can lead to built-up tensions that eventually hurt an interpersonal relationship. But many of us avoid confronting what is causing conflict in our relationships even though we know it’s better to talk about our problems than to let them build up. In order to put that “commonsense” knowledge to competent use, we must have a more nuanced understanding of how conflict and interpersonal communication relate and know some conflict management strategies.

Communication is common in that it is something that we spend most of our time doing, but the ability to make sense of and improve our communication takes competence that is learned through deliberate study and personal reflection. So, to get started on your road to competence, I am proposing that you do two things. First, challenge yourself to see the value in the study of communication. Apply the concepts we are learning to your life and find ways to make this class help you achieve your goals. Second, commit to using the knowledge you gain in this class to improve your communication and the communication of those around you. Become a higher self-monitor, which means start to notice your communication more. We all know areas where we could improve our communication, and taking this class will probably expose even more. But you have to be prepared to put in the time to improve; for example, it takes effort to become a better listener or to give better feedback. If you start these things now you will be primed to take on more communication challenges that will be presented throughout this book.

1. What aspects of communication do you think are “common sense?” What aspects of communication do you think require more formal instruction and/or study?
2. What communication concept has appealed to you most so far? How can you see this concept applying to your life?
3. Do a communication self-assessment. What are your strengths as a communicator? What are your weaknesses? What can you do to start improving your communication competence?

Overcoming Anxiety

Whether you will give your first presentation in this class next week or in two months, you may be one of many students in the introduction to communication studies course to face anxiety about communication in general or public speaking in particular.



Figure: Communication apprehension and public speaking anxiety are common but can be managed productively. Ana C. – [day 339 butterflies](#) – CC BY-NC-ND 2.0.

Decades of research conducted by communication scholars shows that communication apprehension is common among college students (Priem & Solomon, 2009). Communication apprehension (CA) is fear or anxiety experienced by a person due to actual or imagined communication with another person or persons. CA includes multiple forms of communication, not just public speaking. Of college students, 15 to 20 percent experience high trait CA, meaning they are generally anxious about communication. Furthermore, 70 percent of college students experience some trait CA, which means that addressing communication anxiety in a class like the one you’re taking now stands to benefit the majority of students (Priem & Solomon, 2009). Public speaking anxiety is

type of CA that produces physiological, cognitive, and behavioral reactions in people when faced with a real or imagined presentation (Bodie, 2010). Research on public speaking anxiety has focused on three key ways to address this common issue: systematic desensitization, cognitive restructuring, and skills training (Bodie, 2010). Communication departments are typically the only departments that address communication apprehension explicitly, which is important as CA is “related to negative academic consequences such as negative attitudes toward school, lower over-all classroom achievement, lower final course grades, and higher college attrition rates” (Allen, Hunter, & Donohue, 2009). Additionally, CA can lead others to make assumptions about your communication competence that may be unfavorable. Even if you are intelligent, prepared, and motivated, CA and public speaking anxiety can detract from your communication and lead others to perceive you in ways you did not intend. CA is a common issue faced by many people, so you are not alone. We will learn more about speaking anxiety in the chapter titled “Delivering a Speech”. While you should feel free to read ahead to that chapter, you can also manage your anxiety by following some of the following tips.

Top Ten Ways to Reduce Speaking Anxiety

1. Remember, you are not alone. Public speaking anxiety is common, so don’t ignore it—confront it.
2. You can’t literally “die of embarrassment.” Audiences are forgiving and understanding.
3. It always feels worse than it looks.
4. Take deep breaths. It releases endorphins, which naturally fight the adrenaline that causes anxiety.
5. Look the part. Dress professionally to enhance confidence.
6. Channel your nervousness into positive energy and motivation.
7. Start your outline and research early. Better information = higher confidence.
8. Practice and get feedback from a trusted source. (Don’t just practice for your cat.)
9. Visualize success through positive thinking.
10. Prepare, prepare, prepare! Practice is a speaker’s best friend.

Key Takeaways

- Communication competence refers to the knowledge of effective and appropriate communication patterns and the ability to use and adapt that knowledge in various contexts.
- To be a competent communicator, you should have cognitive knowledge about communication based on observation and instruction; understand that individual, social, and cultural contexts affect competence; and be able to adapt to those various contexts.
- Getting integrated: The NCA notes that developing communication competence in speaking and listening will help college students in academic, professional, and civic contexts.
- Levels of communication competence include unconscious incompetence, conscious incompetence, conscious competence, and unconscious competence.
- In order to develop communication competence, you must become a more mindful communicator and a higher self-monitor.
- Communication apprehension (CA) refers to fear or anxiety experienced by a person due to real or imagined communication with another person or persons. Public speaking anxiety is a form of CA that more specifically focuses on anxiety about giving a public presentation. Both are commonly experienced by most people and can be managed using various strategies.

Exercises

1. Getting integrated: Evaluate your speaking and listening competencies based on the list generated by the NCA. Out of the skills listed, which ones are you more competent in and less competent in? Which skill will be most useful for you in academic contexts? Professional contexts? Personal contexts? Civic contexts?
2. Think of a person you know who you think possesses a high level of communication competence. What makes you think this? What communication characteristics do they have that you might want to have yourself?
3. What anxieties do you have regarding communication and/or public speaking? Since communication and speaking are a necessary part of life, identify some strategies you can use to manage those anxieties.

References

Allen, M., John E. Hunter, and William A. Donohue, “Meta-analysis of Self-Report Data on the Effectiveness of Public Speaking Anxiety Treatment Techniques,” *Communication Education* 38, no. 1 (2009): 54–76.

Bodie, G. D., “A Racing Heart, Rattling Knees, and Ruminative Thoughts: Defining, Explaining, and Treating Public Speaking Anxiety,” *Communication Education* 59, no. 1 (2010): 72.

Burgoon, J. K., Charles R. Berger, and Vincent R. Waldron, “Mindfulness and Interpersonal Communication,” *Journal of Social Issues* 56, no. 1 (2000): 105.

Cooley, R. E., and Deborah A. Roach, “A Conceptual Framework,” in *Competence in Communication: A Multidisciplinary Approach*, ed. Robert N. Bostrom (Beverly Hills, CA: Sage, 1984), 25.

Hargie, O., *Skilled Interpersonal Interaction: Research, Theory, and Practice* (London: Routledge, 2011), 9.

McCroskey, J. C., “Communication Comptence: The Elusive Construct,” in *Competence in Communication: A Multidisciplinary Approach*, ed. Robert N. Bostrom (Beverly Hills, CA: Sage, 1984), 259.

Morreale, S., Rebecca B. Rubin, and Elizabeth Jones, *Speaking and Listening Competencies for College Students* (Washington, DC: National Communication Association, 1998), n.p.

Priem, J. S., and Denise Haunani Solomon, “Comforting Apprehensive Communicators: The Effects of Reappraisal and Distraction on Cortisol Levels among Students in a Public Speaking Class,” *Communication Quarterly* 57, no. 3 (2009): 260.

This page titled [1.4: Communication Competence](#) is shared under a [CC BY-NC-SA 3.0](#) license and was authored, remixed, and/or curated by [Anonymous](#) via [source content](#) that was edited to the style and standards of the LibreTexts platform; a detailed edit history is available upon request.

CHAPTER OVERVIEW

2: Communication and Perception

[2.1: Perception Process](#)

[2.2: Perceiving Others](#)

[2.3: Perceiving and Presenting Self](#)

[2.4: Improving Perception](#)

This page titled [2: Communication and Perception](#) is shared under a [CC BY-NC-SA 3.0](#) license and was authored, remixed, and/or curated by [Anonymous](#) via [source content](#) that was edited to the style and standards of the LibreTexts platform; a detailed edit history is available upon request.

2.1: Perception Process

Learning Objectives

1. Define perception.
2. Discuss how salience influences the selection of perceptual information.
3. Explain the ways in which we organize perceptual information.
4. Discuss the role of schemata in the interpretation of perceptual information.

Perception is the process of selecting, organizing, and interpreting information. This process, which is shown in Figure 2.1 “The Perception Process”, includes the perception of select stimuli that pass through our perceptual filters, are organized into our existing structures and patterns, and are then interpreted based on previous experiences. Although perception is a largely cognitive and psychological process, how we perceive the people and objects around us affects our communication. We respond differently to an object or person that we perceive favorably than we do to something we find unfavorable. But how do we filter through the mass amounts of incoming information, organize it, and make meaning from what makes it through our perceptual filters and into our social realities?

Selecting Information

We take in information through all five of our senses, but our perceptual field (the world around us) includes so many stimuli that it is impossible for our brains to process and make sense of it all. So, as information comes in through our senses, various factors influence what actually continues on through the perception process (Fiske & Taylor, 1991). Selecting is the first part of the perception process, in which we focus our attention on certain incoming sensory information. Think about how, out of many other possible stimuli to pay attention to, you may hear a familiar voice in the hallway, see a pair of shoes you want to buy from across the mall, or smell something cooking for dinner when you get home from work. We quickly cut through and push to the background all kinds of sights, smells, sounds, and other stimuli, but how do we decide what to select and what to leave out?

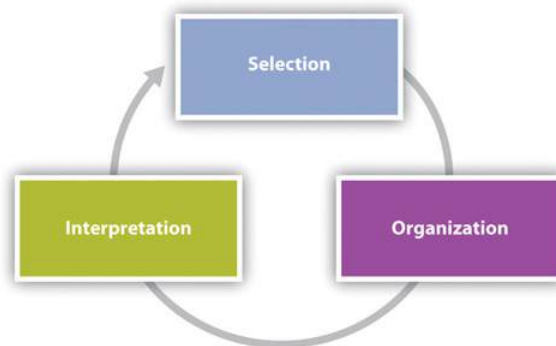


Figure 2.1 The Perception Process

We tend to pay attention to information that is salient. Salience is the degree to which something attracts our attention in a particular context. The thing attracting our attention can be abstract, like a concept, or concrete, like an object. For example, a person’s identity as a Native American may become salient when they are protesting at the Columbus Day parade in Denver, Colorado. Or a bright flashlight shining in your face while camping at night is sure to be salient. The degree of salience depends on three features (Fiske & Taylor, 1991). We tend to find salient things that are visually or aurally stimulating and things that meet our needs or interests. Lastly, expectations affect what we find salient.

Visual and Aural Stimulation

It is probably not surprising to learn that visually and/or aurally stimulating things become salient in our perceptual field and get our attention. Creatures ranging from fish to hummingbirds are attracted to things like silver spinners on fishing poles or red and yellow bird feeders. Having our senses stimulated isn’t always a positive thing though. Think about the couple that won’t stop talking during the movie or the upstairs neighbor whose subwoofer shakes your ceiling at night. In short, stimuli can be attention-getting in a productive or distracting way. As communicators, we can use this knowledge to our benefit by minimizing distractions when we have something important to say. It’s probably better to have a serious conversation with a significant other in a quiet place rather than a crowded food court. As we will learn later in the chapter titled “Public Speaking in Various Contexts”, altering

the rate, volume, and pitch of your voice, known as vocal variety, can help keep your audience engaged, as can gestures and movement. Conversely, nonverbal adaptors, or nervous movements we do to relieve anxiety like pacing or twirling our hair, can be distracting. Aside from minimizing distractions and delivering our messages enthusiastically, the content of our communication also affects salience.

Needs and Interests

We tend to pay attention to information that we perceive to meet our needs or interests in some way. This type of selective attention can help us meet instrumental needs and get things done. When you need to speak with a financial aid officer about your scholarships and loans, you sit in the waiting room and listen for your name to be called. Paying close attention to whose name is called means you can be ready to start your meeting and hopefully get your business handled. When we don't think certain messages meet our needs, stimuli that would normally get our attention may be completely lost. Imagine you are in the grocery store and you hear someone say your name. You turn around, only to hear that person say, "Finally! I said your name three times. I thought you forgot who I was!" A few seconds before, when you were focused on figuring out which kind of orange juice to get, you were attending to the various pulp options to the point that you tuned other stimuli out, even something as familiar as the sound of someone calling your name. Again, as communicators, especially in persuasive contexts, we can use this to our advantage by making it clear how our message or proposition meets the needs of our audience members. Whether a sign helps us find the nearest gas station, the sound of a ringtone helps us find our missing cell phone, or a speaker tells us how avoiding processed foods will improve our health, we select and attend to information that meets our needs.



If you're engrossed in an interesting video game, you may not notice other perceptual cues. R Pollard – [tex playing video games](#) – CC BY 2.0.

We also find salient information that interests us. Of course, many times, stimuli that meet our needs are also interesting, but it's worth discussing these two items separately because sometimes we find things interesting that don't necessarily meet our needs. I'm sure we've all gotten sucked into a television show, video game, or random project and paid attention to that at the expense of something that actually meets our needs like cleaning or spending time with a significant other. Paying attention to things that interest us but don't meet specific needs seems like the basic formula for procrastination that we are all familiar with.

In many cases we know what interests us and we automatically gravitate toward stimuli that match up with that. For example, as you filter through radio stations, you likely already have an idea of what kind of music interests you and will stop on a station playing something in that genre while skipping right past stations playing something you aren't interested in. Because of this tendency, we often have to end up being forced into or accidentally experiencing something new in order to create or discover new interests. For example, you may not realize you are interested in Asian history until you are required to take such a course and have an engaging professor who sparks that interest in you. Or you may accidentally stumble on a new area of interest when you take a class you wouldn't otherwise because it fits into your schedule. As communicators, you can take advantage of this perceptual tendency by adapting your topic and content to the interests of your audience.

Expectations

The relationship between salience and expectations is a little more complex. Basically, we can find expected things salient and find things that are unexpected salient. While this may sound confusing, a couple examples should illustrate this point. If you are expecting a package to be delivered, you might pick up on the slightest noise of a truck engine or someone's footsteps approaching your front door. Since we expect something to happen, we may be extra tuned in to clues that it is coming. In terms of the

unexpected, if you have a shy and soft-spoken friend who you overhear raising the volume and pitch of his voice while talking to another friend, you may pick up on that and assume that something out of the ordinary is going on. For something unexpected to become salient, it has to reach a certain threshold of difference. If you walked into your regular class and there were one or two more students there than normal, you may not even notice. If you walked into your class and there was someone dressed up as a wizard, you would probably notice. So, if we expect to experience something out of the routine, like a package delivery, we will find stimuli related to that expectation salient. If we experience something that we weren't expecting and that is significantly different from our routine experiences, then we will likely find it salient. We can also apply this concept to our communication. I always encourage my students to include supporting material in their speeches that defies our expectations. You can help keep your audience engaged by employing good research skills to find such information.

There is a middle area where slight deviations from routine experiences may go unnoticed because we aren't expecting them. To go back to the earlier example, if you aren't expecting a package, and you regularly hear vehicle engines and sidewalk foot traffic outside your house, those pretty routine sounds wouldn't be as likely to catch your attention, even if it were slightly more or less traffic than expected. This is because our expectations are often based on previous experience and patterns we have observed and internalized, which allows our brains to go on "autopilot" sometimes and fill in things that are missing or overlook extra things. Look at the following sentence and read it aloud: Percpetoin is bsaed on pateetrn, maening we often raech a cocnlsuion wituout cosnidreing ecah indviidaul elmenet. This example illustrates a test of our expectation and an annoyance to every college student. We have all had the experience of getting a paper back with typos and spelling errors circled. This can be frustrating, especially if we actually took the time to proofread. When we first learned to read and write, we learned letter by letter. A teacher or parent would show us a card with *A-P-P-L-E* written on it, and we would sound it out. Over time, we learned the patterns of letters and sounds and could see combinations of letters and pronounce the word quickly. Since we know what to expect when we see a certain pattern of letters, and know what comes next in a sentence since we wrote the paper, we don't take the time to look at each letter as we proofread. This can lead us to overlook common typos and spelling errors, even if we proofread something multiple times. As a side note, I'll share two tips to help you avoid proofreading errors: First, have a friend proofread your paper. Since they didn't write it, they have fewer expectations regarding the content. Second, read your papers backward. Since patterns of speech aren't the same in reverse you have to stop and focus on each word. Now that we know how we select stimuli, let's turn our attention to how we organize the information we receive.

Organizing Information

Organizing is the second part of the perception process, in which we sort and categorize information that we perceive based on innate and learned cognitive patterns. Three ways we sort things into patterns are by using proximity, similarity, and difference (Coren, 1980). In terms of proximity, we tend to think that things that are close together go together. For example, have you ever been waiting to be helped in a business and the clerk assumes that you and the person standing beside you are together? The slightly awkward moment usually ends when you and the other person in line look at each other, then back at the clerk, and one of you explains that you are not together. Even though you may have never met that other person in your life, the clerk used a basic perceptual organizing cue to group you together because you were standing in proximity to one another.



Since we organize perceptual information based on proximity, a person may perceive that two people are together, just because they are standing close together in line. [Wikimedia Commons](#) – public domain.

We also group things together based on similarity. We tend to think similar-looking or similar-acting things belong together. I have two friends that I occasionally go out with, and we are all three males, around the same age, of the same race, with short hair and glasses. Aside from that, we don't really look alike, but on more than one occasion a server at a restaurant has assumed that we're brothers. Despite the fact that many of our other features are different, the salient features are organized based on similarity and the three of us are suddenly related.

We also organize information that we take in based on difference. In this case, we assume that the item that looks or acts different from the rest doesn't belong with the group. Perceptual errors involving people and assumptions of difference can be especially awkward, if not offensive. My friend's mother, who is Vietnamese American, was attending a conference at which another attendee assumed she was a hotel worker and asked her to throw something away for her. In this case, my friend's mother was a person of color at a convention with mostly white attendees, so an impression was formed based on the other person's perception of this difference.

These strategies for organizing information are so common that they are built into how we teach our children basic skills and how we function in our daily lives. I'm sure we all had to look at pictures in grade school and determine which things went together and which thing didn't belong. If you think of the literal act of organizing something, like your desk at home or work, we follow these same strategies. If you have a bunch of papers and mail on the top of your desk, you will likely sort papers into separate piles for separate classes or put bills in a separate place than personal mail. You may have one drawer for pens, pencils, and other supplies and another drawer for files. In this case you are grouping items based on similarities and differences. You may also group things based on proximity, for example, by putting financial items like your checkbook, a calculator, and your pay stubs in one area so you can update your budget efficiently. In summary, we simplify information and look for patterns to help us more efficiently communicate and get through life.

Simplification and categorizing based on patterns isn't necessarily a bad thing. In fact, without this capability we would likely not have the ability to speak, read, or engage in other complex cognitive/behavioral functions. Our brain innately categorizes and files information and experiences away for later retrieval, and different parts of the brain are responsible for different sensory experiences. In short, it is natural for things to group together in some ways. There are differences among people, and looking for patterns helps us in many practical ways. However, the judgments we place on various patterns and categories are not natural; they are learned and culturally and contextually relative. Our perceptual patterns do become unproductive and even unethical when the judgments we associate with certain patterns are based on stereotypical or prejudicial thinking.

We also organize interactions and interpersonal experiences based on our firsthand experiences. When two people experience the same encounter differently, misunderstandings and conflict may result. Punctuation refers to the structuring of information into a timeline to determine the cause (stimulus) and effect (response) of our communication interactions (Sillars, 1980). Applying this concept to interpersonal conflict can help us see how the perception process extends beyond the individual to the interpersonal level. This concept also helps illustrate how organization and interpretation can happen together and how interpretation can influence how we organize information and vice versa.

Where does a conflict begin and end? The answer to this question depends on how the people involved in the conflict punctuate, or structure, their conflict experience. Punctuation differences can often escalate conflict, which can lead to a variety of relationship problems (Watzlawick, Bavelas, & Jackson, 1967). For example, Linda and Joe are on a project team at work and have a deadline approaching. Linda has been working on the project over the weekend in anticipation of her meeting with Joe first thing Monday morning. She has had some questions along the way and has e-mailed Joe for clarification and input, but he hasn't responded. On Monday morning, Linda walks into the meeting room, sees Joe, and says, "I've been working on this project all weekend and needed your help. I e-mailed you three times! What were you doing?" Joe responds, "I had no idea you e-mailed me. I was gone all weekend on a camping trip." In this instance, the conflict started for Linda two days ago and has just started for Joe. So, for the two of them to most effectively manage this conflict, they need to communicate so that their punctuation, or where the conflict started for each one, is clear and matches up. In this example, Linda made an impression about Joe's level of commitment to the project based on an interpretation she made after selecting and organizing incoming information. Being aware of punctuation is an important part of perception checking, which we will discuss later. Let's now take a closer look at how interpretation plays into the perception process.

Interpreting Information

Although selecting and organizing incoming stimuli happens very quickly, and sometimes without much conscious thought, interpretation can be a much more deliberate and conscious step in the perception process. Interpretation is the third part of the perception process, in which we assign meaning to our experiences using mental structures known as schemata. Schemata are like databases of stored, related information that we use to interpret new experiences. We all have fairly complicated schemata that have developed over time as small units of information combine to make more meaningful complexes of information.



Schemata are like lenses that help us make sense of the perceptual cues around us based on previous knowledge and experience.
Darren Shaw – Glasses – CC BY-NC 2.0.

We have an overall schema about education and how to interpret experiences with teachers and classmates. This schema started developing before we even went to preschool based on things that parents, peers, and the media told us about school. For example, you learned that certain symbols and objects like an apple, a ruler, a calculator, and a notebook are associated with being a student or teacher. You learned new concepts like grades and recess, and you engaged in new practices like doing homework, studying, and taking tests. You also formed new relationships with teachers, administrators, and classmates. As you progressed through your education, your schema adapted to the changing environment. How smooth or troubling schema reevaluation and revision is varies from situation to situation and person to person. For example, some students adapt their schema relatively easily as they move from elementary, to middle, to high school, and on to college and are faced with new expectations for behavior and academic engagement. Other students don't adapt as easily, and holding onto their old schema creates problems as they try to interpret new information through old, incompatible schema. We've all been in a similar situation at some point in our lives, so we know that revising our schemata can be stressful and that such revision takes effort and usually involves some mistakes, disappointments, and frustrations. But being able to adapt our schemata is a sign of cognitive complexity, which is an important part of communication competence. So, even though the process may be challenging, it can also be a time for learning and growth.

It's important to be aware of schemata because our interpretations affect our behavior. For example, if you are doing a group project for class and you perceive a group member to be shy based on your schema of how shy people communicate, you may avoid giving him presentation responsibilities in your group project because you do not think shy people make good public speakers. Schemata also guide our interactions, providing a script for our behaviors. We know, in general, how to act and communicate in a waiting room, in a classroom, on a first date, and on a game show. Even a person who has never been on a game

show can develop a schema for how to act in that environment by watching *The Price Is Right*, for example. People go to great lengths to make shirts with clever sayings or act enthusiastically in hopes of being picked to be a part of the studio audience and hopefully become a contestant on the show.



We often include what we do for a living in our self-introductions, which then provides a schema through which others interpret our communication. David Weekly – Professions! – CC BY 2.0.

As we have seen, schemata are used to interpret others' behavior and form impressions about who they are as a person. To help this process along, we often solicit information from people to help us place them into a preexisting schema. In the United States and many other Western cultures, people's identities are often closely tied to what they do for a living. When we introduce others, or ourselves, occupation is usually one of the first things we mention. Think about how your communication with someone might differ if he or she were introduced to you as an artist versus a doctor. We make similar interpretations based on where people are from, their age, their race, and other social and cultural factors. We will learn more about how culture, gender, and other factors influence our perceptions as we continue through the chapter. In summary, we have schemata about individuals, groups, places, and things, and these schemata filter our perceptions before, during, and after interactions. As schemata are retrieved from memory, they are executed, like computer programs or apps on your smartphone, to help us interpret the world around us. Just like computer programs and apps must be regularly updated to improve their functioning, competent communicators update and adapt their schemata as they have new experiences.

📌 "Getting Real": Police Officers, Schemata, and Perception/Interpretation

Prime-time cable and network television shows like the *Law and Order* franchise and *Southland* have long offered viewers a glimpse into the lives of law enforcement officers. *COPS*, the first and longest-running prime-time reality television show, and newer reality-themed and educational shows like *The First 48* and *Lockdown*, offer a more realistic look into techniques used by law enforcement. Perception is a crucial part of an officer's skill set. Specifically, during police-citizen encounters, where tensions may be high and time for decision making limited, officers rely on schemata developed through personal experience off the job and training and experience on the job (Rozelle & Baxter, 1975). Moreover, police officers often have to make perceptions based on incomplete and sometimes unreliable information. So, how do police officers use perception to help them do their jobs?

Research has examined how police officers use perception to make judgments about personality traits, credibility, deception, and the presence or absence of a weapon, among others things, and just like you and me, officers use the same process of selection, organization, and interpretation. This research has found that officers, like us, rely on schema to help them make decisions under time and situational constraints. In terms of selection, expectations influence officer perception. At preshift meetings, officers are briefed on ongoing issues and "things to be on the lookout for," which provides them with a set of expectations—for example, the make and model of a stolen car—that can guide their selection process. They must also be prepared for things that defy their expectations, which is not a job skill that many other professionals have to consider every day. They never know when a traffic stop could turn into a pursuit or a seemingly gentle person could turn violent. These

expectations can then connect to organization strategies. For example, if an officer knows to be alert for a criminal suspect, they will actively organize incoming perceptual information into categories based on whether or not people look similar to or different from the suspect description. Proximity also plays into police work. If a person is in a car with a driver who has an unregistered handgun, the officer is likely to assume that the other person also has criminal intent. While these practices are not inherently bad, there are obvious problems that can develop when these patterns become rigid schema. Some research has shown that certain prejudices based on racial schema can lead to perceptual errors—in this case, police officers mistakenly perceiving a weapon in the possession of black suspects more often than white suspects (Payne, 2001). Additionally, racial profiling (think of how profiles are similar to schemata) has become an issue that's gotten much attention since the September 11, 2001, terrorist attacks and the passage of immigration laws in states like Arizona and Alabama that have been critiqued as targeting migrant workers and other undocumented immigrants. As you can see, law enforcement officers and civilians use the same perception process, but such a career brings with it responsibilities and challenges that highlight the imperfect nature of the perception process.

1. What communication skills do you think are key for a law enforcement officer to have in order to do their job effectively and why?
2. Describe an encounter that you have had with a law enforcement officer (if you haven't had a direct experience you can use a hypothetical or fictional example). What were your perceptions of the officer? What do you think his or her perceptions were of you? What schemata do you think contributed to each of your interpretations?
3. What perceptual errors create potential ethical challenges in law enforcement? For example, how should the organizing principles of proximity, similarity, and difference be employed?

Key Takeaways

- Perception is the process of selecting, organizing, and interpreting information. This process affects our communication because we respond to stimuli differently, whether they are objects or persons, based on how we perceive them.
- Given the massive amounts of stimuli taken in by our senses, we only select a portion of the incoming information to organize and interpret. We select information based on salience. We tend to find salient things that are visually or aurally stimulating and things that meet our needs and interests. Expectations also influence what information we select.
- We organize information that we select into patterns based on proximity, similarity, and difference.
- We interpret information using schemata, which allow us to assign meaning to information based on accumulated knowledge and previous experience.

Exercises

1. Take a moment to look around wherever you are right now. Take in the perceptual field around you. What is salient for you in this moment and why? Explain the degree of salience using the three reasons for salience discussed in this section.
2. As we organize information (sensory information, objects, and people) we simplify and categorize information into patterns. Identify some cases in which this aspect of the perception process is beneficial. Identify some cases in which it could be harmful or negative.
3. Getting integrated: Think about some of the schemata you have that help you make sense of the world around you. For each of the following contexts—academic, professional, personal, and civic—identify a schema that you commonly rely on or think you will rely on. For each schema you identified note a few ways that it has already been challenged or may be challenged in the future.

References

- Coren, S., "Principles of Perceptual Organization and Spatial Distortion: The Gestalt Illusions," *Journal of Experimental Psychology: Human Perception and Performance* 6, no. 3 (1980): 404–12.
- Fiske, S. T., and Shelley E. Taylor, *Social Cognition*, 2nd ed. (New York, NY: McGraw Hill, 1991).
- Payne, B. K., "Prejudice and Perception: The Role of Automatic and Controlled Processes in Misperceiving a Weapon," *Journal of Personality and Social Psychology* 81, no. 2 (2001): 181–92.
- Rozelle, R. M., and James C. Baxter, "Impression Formation and Danger Recognition in Experienced Police Officers," *Journal of Social Psychology* 96 (1975): 54.
- Sillars, A. L., "Attributions and Communication in Roommate Conflicts," *Communication Monographs* 47, no. 3 (1980): 180–200.

Watzlawick, P., Janet Beavin Bavelas, and Don D. Jackson, *Pragmatics of Human Communication: A Study of Interactional Patterns, Pathologies, and Paradoxes* (New York, NY: W. W. Norton, 1967), 56.

This page titled [2.1: Perception Process](#) is shared under a [CC BY-NC-SA 3.0](#) license and was authored, remixed, and/or curated by [Anonymous](#) via [source content](#) that was edited to the style and standards of the LibreTexts platform; a detailed edit history is available upon request.

2.2: Perceiving Others

Learning Objectives

1. Differentiate between internal and external attributions.
2. Explain two common perceptual errors: the fundamental attribution error and the self-serving bias.
3. Discuss how the primacy and recency effects relate to first and last impressions.
4. Discuss how physical and environmental factors influence perception.
5. Explain the horn and halo effects.
6. Recognize the roles that culture and personality play in the perception of others.

Are you a good judge of character? How quickly can you “size someone up?” Interestingly, research shows that many people are surprisingly accurate at predicting how an interaction with someone will unfold based on initial impressions. Fascinating research has also been done on the ability of people to make a judgment about a person’s competence after as little as 100 milliseconds of exposure to politicians’ faces. Even more surprising is that people’s judgments of competence, after exposure to two candidates for senate elections, accurately predicted election outcomes (Ballew II & Todoroy, 2007). In short, after only minimal exposure to a candidate’s facial expressions, people made judgments about the person’s competence, and those candidates judged more competent were people who actually won elections! As you read this section, keep in mind that these principles apply to how you perceive others and to how others perceive you. Just as others make impressions on us, we make impressions on others. We have already learned how the perception process works in terms of selecting, organizing, and interpreting. In this section, we will focus on how we perceive others, with specific attention to how we interpret our perceptions of others.

Attribution and Interpretation

I’m sure you have a family member, friend, or coworker with whom you have ideological or political differences. When conversations and inevitable disagreements occur, you may view this person as “pushing your buttons” if you are invested in the issue being debated, or you may view the person as “on their soapbox” if you aren’t invested. In either case, your existing perceptions of the other person are probably reinforced after your conversation and you may leave the conversation thinking, “She is never going to wake up and see how ignorant she is! I don’t know why I even bother trying to talk to her!” Similar situations occur regularly, and there are some key psychological processes that play into how we perceive others’ behaviors. By examining these processes, attribution in particular, we can see how our communication with others is affected by the explanations we create for others’ behavior. In addition, we will learn some common errors that we make in the attribution process that regularly lead to conflict and misunderstanding.

Attribution

In most interactions, we are constantly running an attribution script in our minds, which essentially tries to come up with explanations for what is happening. Why did my neighbor slam the door when she saw me walking down the hall? Why is my partner being extra nice to me today? Why did my officemate miss our project team meeting this morning? In general, we seek to attribute the cause of others’ behaviors to internal or external factors. Internal attributions connect the cause of behaviors to personal aspects such as personality traits. External attributions connect the cause of behaviors to situational factors. Attributions are important to consider because our reactions to others’ behaviors are strongly influenced by the explanations we reach. Imagine that Gloria and Jerry are dating. One day, Jerry gets frustrated and raises his voice to Gloria. She may find that behavior more offensive and even consider breaking up with him if she attributes the cause of the blow up to his personality, since personality traits are usually fairly stable and difficult to control or change.



Frustrated drivers often use internal attributions to explain other drivers' behaviors. Beelgin – [ROAD RAGE FIST](#) – CC BY 2.0.

Conversely, Gloria may be more forgiving if she attributes the cause of his behavior to situational factors beyond Jerry's control, since external factors are usually temporary. If she makes an internal attribution, Gloria may think, "Wow, this person is really a loose cannon. Who knows when he will lose it again?" If she makes an external attribution, she may think, "Jerry has been under a lot of pressure to meet deadlines at work and hasn't been getting much sleep. Once this project is over, I'm sure he'll be more relaxed." This process of attribution is ongoing, and, as with many aspects of perception, we are sometimes aware of the attributions we make, and sometimes they are automatic and/or unconscious. Attribution has received much scholarly attention because it is in this part of the perception process that some of the most common perceptual errors or biases occur.

One of the most common perceptual errors is the fundamental attribution error, which refers to our tendency to explain others' behaviors using internal rather than external attributions (Sillars, 1980). For example, when I worked at an urban college in Denver, Colorado, I often had students come into class irritated, saying, "I got a parking ticket! I can't believe those people. Why don't they get a real job and stop ruining my life!" If you Google some clips from the reality television show *Parking Wars*, you will see the ire that people often direct at parking enforcement officers. In this case, illegally parked students attribute the cause of their situation to the malevolence of the parking officer, essentially saying they got a ticket because the officer was a mean/bad person, which is an internal attribution. Students were much less likely to acknowledge that the officer was just doing his or her job (an external attribution) and the ticket was a result of the student's decision to park illegally.

Perceptual errors can also be biased, and in the case of the self-serving bias, the error works out in our favor. Just as we tend to attribute others' behaviors to internal rather than external causes, we do the same for ourselves, especially when our behaviors have led to something successful or positive. When our behaviors lead to failure or something negative, we tend to attribute the cause to external factors. Thus the self-serving bias is a perceptual error through which we attribute the cause of our successes to internal personal factors while attributing our failures to external factors beyond our control. When we look at the fundamental attribution error and the self-serving bias together, we can see that we are likely to judge ourselves more favorably than another person, or at least less personally.

The professor-student relationship offers a good case example of how these concepts can play out. I have often heard students who earned an unsatisfactory grade on an assignment attribute that grade to the strictness, unfairness, or incompetence of their professor. I have also heard professors attribute a poor grade to the student's laziness, attitude, or intelligence. In both cases, the behavior is explained using an internal attribution and is an example of the fundamental attribution error. Students may further attribute their poor grade to their busy schedule or other external, situational factors rather than their lack of motivation, interest, or preparation (internal attributions). On the other hand, when students get a good grade on a paper, they will likely attribute that cause to their intelligence or hard work rather than an easy assignment or an "easy grading" professor. Both of these examples illustrate the self-serving bias. These psychological processes have implications for our communication because when we attribute causality to another person's personality, we tend to have a stronger emotional reaction and tend to assume that this personality characteristic is stable, which may lead us to avoid communication with the person or to react negatively. Now that you are aware of these common errors, you can monitor them more and engage in perception checking, which we will learn more about later, to verify your attributions.

Impressions and Interpretation

As we perceive others, we make impressions about their personality, likeability, attractiveness, and other characteristics. Although much of our impressions are personal, what forms them is sometimes based more on circumstances than personal characteristics. All the information we take in isn't treated equally. How important are first impressions? Does the last thing you notice about a person stick with you longer because it's more recent? Do we tend to remember the positive or negative things we notice about a

person? This section will help answer these questions, as we explore how the timing of information and the content of the messages we receive can influence our perception.

First and Last Impressions



People who are able to form accurate first impressions tend to have more satisfying relationships and more quickly advance in their careers. Reynernmedia – Businessmen shaking hands – CC BY 2.0.

The old saying “You never get a second chance to make a good impression” points to the fact that first impressions matter. The brain is a predictive organ in that it wants to know, based on previous experiences and patterns, what to expect next, and first impressions function to fill this need, allowing us to determine how we will proceed with an interaction after only a quick assessment of the person with whom we are interacting (Hargie, 2011). Research shows that people are surprisingly good at making accurate first impressions about how an interaction will unfold and at identifying personality characteristics of people they do not know. Studies show that people are generally able to predict how another person will behave toward them based on an initial interaction. People’s accuracy and ability to predict interaction based on first impressions vary, but people with high accuracy are typically socially skilled and popular and have less loneliness, anxiety, and depression; more satisfying relationships; and more senior positions and higher salaries (Hargie, 2011). So not only do first impressions matter, but having the ability to form accurate first impressions seems to correlate to many other positive characteristics.

First impressions are enduring because of the primacy effect, which leads us to place more value on the first information we receive about a person. So if we interpret the first information we receive from or about a person as positive, then a positive first impression will form and influence how we respond to that person as the interaction continues. Likewise, negative interpretations of information can lead us to form negative first impressions. If you sit down at a restaurant and servers walk by for several minutes and no one greets you, then you will likely interpret that negatively and not have a good impression of your server when he finally shows up. This may lead you to be short with the server, which may lead him to not be as attentive as he normally would. At this point, a series of negative interactions has set into motion a cycle that will be very difficult to reverse and make positive.

The recency effect leads us to put more weight on the most recent impression we have of a person’s communication over earlier impressions. Even a positive first impression can be tarnished by a negative final impression. Imagine that a professor has maintained a relatively high level of credibility with you over the course of the semester. She made a good first impression by being organized, approachable, and interesting during the first days of class. The rest of the semester went fairly well with no major conflicts. However, during the last week of the term, she didn’t have final papers graded and ready to turn back by the time she said she would, which left you with some uncertainty about how well you needed to do on the final exam to earn an A in the class. When you did get your paper back, on the last day of class, you saw that your grade was much lower than you expected. If this happened to you, what would you write on the instructor evaluation? Because of the recency effect, many students would likely give a disproportionate amount of value to the professor’s actions in the final week of the semester, negatively skewing the evaluation, which is supposed to be reflective of the entire semester. Even though the professor only returned one assignment late, that fact is very recent in students’ minds and can overshadow the positive impression that formed many weeks earlier.

Physical and Environmental Influences on Perception

We make first impressions based on a variety of factors, including physical and environmental characteristics. In terms of physical characteristics, style of dress and grooming are important, especially in professional contexts. We have general schema regarding how to dress and groom for various situations ranging from formal, to business casual, to casual, to lounging around the house.

You would likely be able to offer some descriptors of how a person would look and act from the following categories: a goth person, a prep, a jock, a fashionista, a hipster. The schema associated with these various cliques or styles are formed through personal experience and through exposure to media representations of these groups. Different professions also have schema for appearance and dress. Imagine a doctor, mechanic, congressperson, exotic dancer, or mail carrier. Each group has clothing and personal styles that create and fit into general patterns. Of course, the mental picture we have of any of the examples above is not going to be representative of the whole group, meaning that stereotypical thinking often exists within our schema. We will learn more about the negative effects of stereotypical thinking later in the chapter, but it's important to understand how persuasive various physical perceptual influences can be.

Think about the harm that has been done when people pose as police or doctors to commit crimes or other acts of malice. Seeing someone in a white lab coat automatically leads us to see that person as an authority figure, and we fall into a scripted pattern of deferring to the “doctor” and not asking too many questions. The Milgram experiments offer a startling example of how powerful these influences are. In the experiments, participants followed instructions from a man in a white lab coat (who was actually an actor), who prompted them to deliver electric shocks to a person in another room every time the other person answered a memory question incorrectly. The experiment was actually about how people defer to authority figures instead of acting independently. Although no one was actually being shocked in the other room, many participants continued to “shock,” at very high levels of voltage, the other person even after that person supposedly being shocked complained of chest pains and became unresponsive (Encina, 2003).



Clothing, like a doctor's lab coat, forms powerful impressions that have noticeable effects on people's behavior. Lisa Brewster – [Happy doctor](#) – CC BY-SA 2.0.

Just as clothing and personal style help us form impressions of others, so do physical body features. The degree to which we perceive people to be attractive influences our attitudes about and communication with them. Facial attractiveness and body weight tend to be common features used in the perception of physical attractiveness. In general people find symmetrical faces and nonoverweight bodies attractive. People perceived as attractive are generally evaluated more positively and seen as more kind and competent than people evaluated as less attractive. Additionally, people rated as attractive receive more eye contact, more smiles, and closer proximity to others (people stand closer to them). Unlike clothing and personal style, these physical features are more difficult, if not impossible, to change.

Finally, the material objects and people that surround a person influence our perception. In the MTV show *Room Raiders*, contestants go into the bedrooms of three potential dates and choose the one they want to go on the date with based on the

impressions made while examining each potential date's cleanliness, decorations, clothes, trophies and awards, books, music, and so on. Research supports the reliability of such impressions, as people have been shown to make reasonably accurate judgments about a person's personality after viewing his or her office or bedroom (Hargie, 2011). Although the artificial scenario set up in *Room Raiders* doesn't exactly match up with typical encounters, the link between environmental cues and perception is important enough for many companies to create policies about what can and can't be displayed in personal office spaces. It would seem odd for a bank manager to have an *Animal House* poster hanging in his office, and that would definitely influence customers' perceptions of the manager's personality and credibility. The arrangement of furniture also creates impressions. Walking into a meeting and sitting on one end of a long boardroom table is typically less inviting than sitting at a round table or on a sofa.

Although some physical and environmental features are easier to change than others, it is useful to become aware of how these factors, which aren't necessarily related to personality or verbal and nonverbal communication, shape our perceptions. These early impressions also affect how we interpret and perceive later encounters, which can be further explained through the halo and horn effects.

The Halo and Horn Effects

We have a tendency to adapt information that conflicts with our earlier impressions in order to make it fit within the frame we have established. This is known as selective distortion, and it manifests in the halo and horn effects. The angelic halo and devilish horn are useful metaphors for the lasting effects of positive and negative impressions.


The halo effect occurs when initial positive perceptions lead us to view later interactions as positive. The horn effect occurs when initial negative perceptions lead us to view later interactions as negative (Hargie, 2011). Since impressions are especially important when a person is navigating the job market, let's imagine how the horn and halo effects could play out for a recent college graduate looking to land her first real job. Nell has recently graduated with her degree in communication studies and is looking to start her career as a corporate trainer. If one of Nell's professors has a relationship with an executive at an area business, his positive verbal recommendation will likely result in a halo effect for Nell. Since the executive thinks highly of his friend the professor, and the professor things highly of Nell, then the executive will start his interaction with Nell with a positive impression and interpret her behaviors more positively than he would otherwise. The halo effect initiated by the professor's recommendation may even lead the executive to dismiss or overlook some negative behaviors. Let's say Nell doesn't have a third party to help make a connection and arrives late for her interview. That negative impression may create a horn effect that carries through the interview. Even if Nell presents as competent and friendly, the negative first impression could lead the executive to minimize or ignore those positive characteristics, and the company may not hire her.

Culture, Personality, and Perception

Our cultural identities and our personalities affect our perceptions. Sometimes we are conscious of the effects and sometimes we are not. In either case, we have a tendency to favor others who exhibit cultural or personality traits that match up with our own. This tendency is so strong that it often leads us to assume that people we like are more similar to us than they actually are. Knowing more about how these forces influence our perceptions can help us become more aware of and competent in regards to the impressions we form of others.

Culture

Race, gender, sexual orientation, class, ability, nationality, and age all affect the perceptions that we make. The schemata through which we interpret what we perceive are influenced by our cultural identities. As we are socialized into various cultural identities, we internalize beliefs, attitudes, and values shared by others in our cultural group. Schemata held by members of a cultural identity group have similarities, but schemata held by different cultural groups may vary greatly. Unless we are exposed to various cultural groups and learn how others perceive us and the world around them, we will likely have a narrow or naïve view of the world and assume that others see things the way we do. Exposing yourself to and experiencing cultural differences in perspective doesn't mean that you have to change your schema to match another cultural group's. Instead, it may offer you a chance to better understand why and how your schemata were constructed the way they were.



How we interpret basic sensory information, like smells, varies by culture. In some cultures, natural body odor isn't considered an offensive smell like it generally is in the United States. Chris Korhonen – B.O. – CC BY-NC 2.0.

As we have learned, perception starts with information that comes in through our senses. How we perceive even basic sensory information is influenced by our culture, as is illustrated in the following list:

- **Sight.** People in different cultures “read” art in different ways, differing in terms of where they start to look at an image and the types of information they perceive and process.
- **Sound.** “Atonal” music in some Asian cultures is unpleasing; it is uncomfortable to people who aren't taught that these combinations of sounds are pleasing.
- **Touch.** In some cultures it would be very offensive for a man to touch—even tap on the shoulder—a woman who isn't a relative.
- **Taste.** Tastes for foods vary greatly around the world. “Stinky tofu,” which is a favorite snack of people in Taipei, Taiwan's famous night market, would likely be very off-putting in terms of taste and smell to many foreign tourists.
- **Smell.** While US Americans spend considerable effort to mask natural body odor, which we typically find unpleasant, with soaps, sprays, and lotions, some other cultures would not find unpleasant or even notice what we consider “b.o.” Those same cultures may find a US American's “clean” (soapy, perfumed, deodorized) smell unpleasant.

Aside from differences in reactions to basic information we take in through our senses, there is also cultural variation in how we perceive more complicated constructs, like marriage, politics, and privacy. In May of 2012, French citizens elected a new president. François Hollande moved into the presidential palace with his partner of five years, Valerie Trierweiler. They are the first unmarried couple in the country's history to occupy the presidential palace (de la Baume, 2012). Even though new census statistics show that more unmarried couples are living together than ever before in the United States, many still disapprove of the practice, and it is hard to imagine a US president in a similar circumstance as France's Hollande. Other places like Saudi Arabia and the Vatican have strong cultural aversions to such a practice, which could present problems when France's first couple travels abroad.

As we've already learned, our brain processes information by putting it into categories and looking for predictability and patterns. The previous examples have covered how we do this with sensory information and with more abstract concepts like marriage and politics, but we also do this with people. When we categorize people, we generally view them as “like us” or “not like us.” This simple us/them split affects subsequent interaction, including impressions and attributions. For example, we tend to view people we perceive to be like us as more trustworthy, friendly, and honest than people we perceive to be not like us (Brewer, 1999). We are also more likely to use internal attribution to explain negative behavior of people we perceive to be different from us. If a person of a different race cuts another driver off in traffic, the driver is even more likely to attribute that action to the other driver's internal qualities (thinking, for example, “He or she is inconsiderate and reckless!”) than they would someone of their own race. Having such inflexible categories can have negative consequences, and later we will discuss how forcing people into rigid categories leads to stereotyping, prejudice, and discrimination. Of course, race isn't the only marker of difference that influences our perceptions, and the problem with our rough categorization of people into “like us” and “not like us” categories is that these differences aren't really as easy to perceive as we think. We cannot always tell whether or not someone is culturally like us through visual cues. For some cultural identities, like sexual orientation and ability, our awareness of any differences may only come when the other person discloses their identity to us.



Figure: Although gender stereotypes are perpetuated in the media and internalized by many people, men and women actually communicate much more similarly than differently. Aislinn Ritchie – [gender stereotyping](#) – CC BY-SA 2.0.

You no doubt frequently hear people talking and writing about the “vast differences” between men and women. Whether it’s communication, athletic ability, expressing emotions, or perception, people will line up to say that women are one way and men are the other way. While it is true that gender affects our perception, the reason for this difference stems more from social norms than genetic, physical, or psychological differences between men and women. We are socialized to perceive differences between men and women, which leads us to exaggerate and amplify what differences there actually are (McCornack, 2007). We basically see the stereotypes and differences we are told to see, which helps to create a reality in which gender differences are “obvious.” However, numerous research studies have found that, especially in relation to multiple aspects of communication, men and women communicate much more similarly than differently. In summary, various cultural identities shape how we perceive others because beliefs, attitudes, and values of the cultural groups to which we belong are incorporated into our schema. Our personalities also present interesting perceptual advantages and challenges that we will now discuss.

Personality

I occasionally have potential employers of students I have taught or supervised call me to do “employment verifications” during which they ask general questions about the applicant. While they may ask a few questions about intellectual ability or academic performance, they typically ask questions that try to create a personality profile of the applicant. They basically want to know what kind of leader, coworker, and person he or she is. This is a smart move on their part, because our personalities greatly influence how we see ourselves in the world and how we perceive and interact with others.

Personality refers to a person’s general way of thinking, feeling, and behaving based on underlying motivations and impulses (McCornack, 2007). These underlying motivations and impulses form our personality traits. Personality traits are “underlying,” but they are fairly enduring once a person reaches adulthood. That is not to say that people’s personalities do not change, but major changes in personality are not common unless they result from some form of trauma. Although personality scholars believe there are thousands of personalities, they all comprise some combination of the same few traits. Much research has been done on personality traits, and the “Big Five” that are most commonly discussed are extraversion, agreeableness, conscientiousness, neuroticism, and openness (McCrea, 2001). These five traits appear to be representative of personalities across cultures, and you can read more about what each of these traits entails below. If you are interested in how you rank in terms of personality traits, there are many online tests you can take. A Big Five test can be taken at the following website: <http://www.outofservice.com/bigfive>.

The Big Five Personality Traits

- **Extraversion.** Refers to a person’s interest in interacting with others. People with high extraversion are sociable and often called “extroverts.” People with low extraversion are less sociable and are often called “introverts.”
- **Agreeableness.** Refers to a person’s level of trustworthiness and friendliness. People with high agreeableness are cooperative and likable. People with low agreeableness are suspicious of others and sometimes aggressive, which makes it more difficult for people to find them pleasant to be around.
- **Conscientiousness.** Refers to a person’s level of self-organization and motivation. People with high conscientiousness are methodical, motivated, and dependable. People with low conscientiousness are less focused, less careful, and less dependable.

- **Neuroticism.** Refers to a person's level of negative thoughts regarding himself or herself. People high in neuroticism are insecure and experience emotional distress and may be perceived as unstable. People low in neuroticism are more relaxed, have less emotional swings, and are perceived as more stable.
- **Openness.** Refers to a person's willingness to consider new ideas and perspectives. People high in openness are creative and are perceived as open minded. People low in openness are more rigid and set in their thinking and are perceived as "set in their ways."

Scholarship related to personality serves many purposes, and some of them tie directly to perception. Corporations and television studios spend millions of dollars on developing personality profiles and personality testing. Corporations can make hiring and promotion decisions based on personality test results, which can save them money and time if they can weed out those who don't "fit" the position before they get in the door and drain resources. Television studios make casting decisions based on personality profiles because they know that certain personalities evoke strong and specific reactions from viewers. The reality television show *Survivor* has done more than one season where they bring back "Heroes and Villains," which already indicates that the returning cast members made strong impressions on the show's producers and audience members. Think about the reality television stars that you love to root for, want to see lose, and can't stand to look at or look away from. Shows like *Celebrity Rehab* intentionally cast fading stars who already have strong personalities and emotional and addiction issues in order to create the kind of human train wrecks that attract millions of viewers. So why does this work?

It is likely that you have more in common with that reality TV star than you care to admit. We tend to focus on personality traits in others that we feel are important to our own personality. What we like in ourselves, we like in others, and what we dislike in ourselves, we dislike in others (McCornack, 2007). If you admire a person's loyalty, then loyalty is probably a trait that you think you possess as well. If you work hard to be positive and motivated and suppress negative and unproductive urges within yourself, you will likely think harshly about those negative traits in someone else. After all, if you can suppress your negativity, why can't they do the same? This way of thinking isn't always accurate or logical, but it is common.

The concept of assumed similarity refers to our tendency to perceive others as similar to us. When we don't have enough information about a person to know their key personality traits, we fill in the gaps—usually assuming they possess traits similar to those we see in ourselves. We also tend to assume that people have similar attitudes, or likes and dislikes, as us. If you set your friend up with a man you think she'll really like only to find out there was no chemistry when they met, you may be surprised to realize your friend doesn't have the same taste in men as you. Even though we may assume more trait and taste similarity between our significant others and ourselves than there actually is, research generally finds that while people do interpersonally group based on many characteristics including race, class, and intelligence, the findings don't show that people with similar personalities group together (Beer & Watson, 2008).

In summary, personality affects our perception, and we all tend to be amateur personality scholars given the amount of effort we put into assuming and evaluating others' personality traits. This bank of knowledge we accumulate based on previous interactions with people is used to help us predict how interactions will unfold and help us manage our interpersonal relationships. When we size up a person based on their personality, we are auditioning or interviewing them in a way to see if we think there is compatibility. We use these implicit personality theories to generalize a person's overall personality from the traits we can perceive. The theories are "implicit" because they are not of academic but of experience-based origin, and the information we use to theorize about people's personalities isn't explicitly known or observed but implied. In other words, we use previous experience to guess other people's personality traits. We then assume more about a person based on the personality traits we assign to them.

This process of assuming has its advantages and drawbacks. In terms of advantages, the use of implicit personality theories offers us a perceptual shortcut that can be useful when we first meet someone. Our assessment of their traits and subsequent assumptions about who they are as a person makes us feel like we "know the person," which reduces uncertainty and facilitates further interaction. In terms of drawbacks, our experience-based assumptions aren't always correct, but they are still persuasive and enduring. As we have already learned, first impressions carry a lot of weight in terms of how they influence further interaction. Positive and negative impressions formed early can also lead to a halo effect or a horn effect, which we discussed earlier. Personality-based impressions can also connect to impressions based on physical and environmental cues to make them even stronger. For example, perceiving another person as attractive can create a halo effect that then leads you to look for behavioral cues that you can then tie to positive personality traits. You may notice that the attractive person also says "please" and "thank you," which increases his or her likeability. You may notice that the person has clean and fashionable shoes, which leads you to believe he or she is professional and competent but also trendy and hip. Now you have an overall positive impression of this person that will affect your subsequent behaviors (Beer & Watson, 2008). But how accurate were your impressions? If on your way home

you realize you just bought a car from this person, who happened to be a car salesperson, that was \$7,000 over your price range, you might have second thoughts about how good a person he or she actually is.

Key Takeaways

- We use attributions to interpret perceptual information, specifically, people's behavior. Internal attributions connect behavior to internal characteristics such as personality traits. External attributions connect behavior to external characteristics such as situational factors.
- Two common perceptual errors that occur in the process of attribution are the fundamental attribution error and the self-serving bias.
 - The fundamental attribution error refers to our tendency to overattribute other people's behaviors to internal rather than external causes.
 - The self-serving bias refers to our tendency to overattribute our successes to internal factors and overattribute our failures to external factors.
- First and last impressions are powerful forces in the perception process. The primacy effect is a perceptual tendency to place more importance on initial impressions than later impressions. The recency effect is the perceptual tendency to place more importance on the most recent impressions over earlier impressions.
- Physical and environmental cues such as clothing, grooming, attractiveness, and material objects influence the impressions that we form of people.
- The halo effect describes a perceptual effect that occurs when initial positive impressions lead us to view later interactions as positive. The horn effect describes a perceptual effect that occurs when initial negative impressions lead us to view later interactions as negative.
- Cultural identities such as race, gender, sexual orientation, class, ability, nationality, and age all affect the perceptions that we make about basic sensory information such as sounds and smells as well as larger concepts such as marriage and privacy. Despite the fact that much popular knowledge claims that women and men communicate very differently, communication processes for each gender are more similar than different.
- Personality affects perception in many ways. Our personality traits, which are our underlying and enduring motivations for thinking and behaving the way we do, affect how we see others and ourselves. We use observed and implied personality traits to form impressions of others, which then influence how we act toward them.

Exercises

1. Think of a recent conflict and how you explained the behavior that caused the conflict and subsequently formed impressions about the other person based on your perceptions. Briefly describe the conflict situation and then identify internal and external attributions for your behavior and the behavior of the other person. Is there any evidence of the fundamental attribution error or self-serving bias in this conflict encounter? If so, what?
2. Describe a situation in which you believe the primacy and/or recency effect influenced your perceptions of a person or event.
3. Has your perception of something ever changed because of exposure to cultural difference? For example, have you grown to like a kind of food, music, clothing, or other custom that you earlier perceived unfavorably?

References

- Ballew II, C. C. and Alexander Todorov, "Predicting Political Elections from Rapid and Unreflective Face Judgments," *Proceedings of the National Academy of Sciences* 104, no. 46 (2007): 17948.
- Beer, A. and David Watson, "Personality Judgement at Zero Acquaintance: Agreement, Assumed Similarity, and Implicit Simplicity," *Journal of Personality Assessment* 90, no. 3 (2008): 252.
- Brewer, M. B., "The Psychology of Prejudice: Ingroup Love or Outgroup Hate?" *Journal of Social Issues* 55, no. 3 (1999): 429–44.
- de la Baume, M., "First Lady without a Portfolio (or a Ring) Seeks Her Own Path," *The New York Times*, May 15, 2012, accessed June 6, 2012, <http://www.nytimes.com/2012/05/16/world/europe/frances-first-lady-valerie-trierweiler-seeks-her-own-path.html?pagewanted=all>.
- Encina, G. B., "Milgram's Experiment on Obedience to Authority," *The Regents of the University of California*, 2003, accessed June 6, 2012, <http://www.cnr.berkeley.edu/ucce50/ag-labor/7/article/article35.htm>.
- Hargie, O., *Skilled Interpersonal Interaction: Research, Theory, and Practice* (London: Routledge, 2011), 280.

McCornack, S., *Reflect and Relate: An Introduction to Interpersonal Communication* (Boston, MA: Bedford/St Martin's, 2007), 93.

McCrea, R. R., "Trait Psychology and Culture," *Journal of Personality* 69, no. 6 (2001): 825.

Sillars, A. L., "Attributions and Communication in Roommate Conflicts," *Communication Monographs* 47, no. 3 (1980): 183.

This page titled [2.2: Perceiving Others](#) is shared under a [CC BY-NC-SA 3.0](#) license and was authored, remixed, and/or curated by [Anonymous](#) via [source content](#) that was edited to the style and standards of the LibreTexts platform; a detailed edit history is available upon request.

2.3: Perceiving and Presenting Self

Learning Objectives

1. Define self-concept and discuss how we develop our self-concept.
2. Define self-esteem and discuss how we develop self-esteem.
3. Explain how social comparison theory and self-discrepancy theory influence self-perception.
4. Discuss how social norms, family, culture, and media influence self-perception.
5. Define self-presentation and discuss common self-presentation strategies.

Just as our perception of others affects how we communicate, so does our perception of ourselves. But what influences our self-perception? How much of our self is a product of our own making and how much of it is constructed based on how others react to us? How do we present ourselves to others in ways that maintain our sense of self or challenge how others see us? We will begin to answer these questions in this section as we explore self-concept, self-esteem, and self-presentation.

Self-Concept

Self-concept refers to the overall idea of who a person thinks he or she is. If I said, “Tell me who you are,” your answers would be clues as to how you see yourself, your self-concept. Each person has an overall self-concept that might be encapsulated in a short list of overarching characteristics that he or she finds important. But each person’s self-concept is also influenced by context, meaning we think differently about ourselves depending on the situation we are in. In some situations, personal characteristics, such as our abilities, personality, and other distinguishing features, will best describe who we are. You might consider yourself laid back, traditional, funny, open minded, or driven, or you might label yourself a leader or a thrill seeker. In other situations, our self-concept may be tied to group or cultural membership. For example, you might consider yourself a member of the Sigma Phi Epsilon fraternity, a Southerner, or a member of the track team.



Men are more likely than women to include group memberships in their self-concept descriptions. Stefano Ravalli – [In control](#) – CC BY-NC-SA 2.0.

Our self-concept is also formed through our interactions with others and their reactions to us. The concept of the looking glass self explains that we see ourselves reflected in other people’s reactions to us and then form our self-concept based on how we believe other people see us (Cooley, 1902). This reflective process of building our self-concept is based on what other people have actually said, such as “You’re a good listener,” and other people’s actions, such as coming to you for advice. These thoughts evoke emotional responses that feed into our self-concept. For example, you may think, “I’m glad that people can count on me to listen to their problems.”

We also develop our self-concept through comparisons to other people. Social comparison theory states that we describe and evaluate ourselves in terms of how we compare to other people. Social comparisons are based on two dimensions: superiority/inferiority and similarity/difference (Hargie, 2011). In terms of superiority and inferiority, we evaluate characteristics like attractiveness, intelligence, athletic ability, and so on. For example, you may judge yourself to be more intelligent than your

brother or less athletic than your best friend, and these judgments are incorporated into your self-concept. This process of comparison and evaluation isn't necessarily a bad thing, but it can have negative consequences if our reference group isn't appropriate. Reference groups are the groups we use for social comparison, and they typically change based on what we are evaluating. In terms of athletic ability, many people choose unreasonable reference groups with which to engage in social comparison. If a man wants to get into better shape and starts an exercise routine, he may be discouraged by his difficulty keeping up with the aerobics instructor or running partner and judge himself as inferior, which could negatively affect his self-concept. Using as a reference group people who have only recently started a fitness program but have shown progress could help maintain a more accurate and hopefully positive self-concept.

We also engage in social comparison based on similarity and difference. Since self-concept is context specific, similarity may be desirable in some situations and difference more desirable in others. Factors like age and personality may influence whether or not we want to fit in or stand out. Although we compare ourselves to others throughout our lives, adolescent and teen years usually bring new pressure to be similar to or different from particular reference groups. Think of all the cliques in high school and how people voluntarily and involuntarily broke off into groups based on popularity, interest, culture, or grade level. Some kids in your high school probably wanted to fit in with and be similar to other people in the marching band but be different from the football players. Conversely, athletes were probably more apt to compare themselves, in terms of similar athletic ability, to other athletes rather than kids in show choir. But social comparison can be complicated by perceptual influences. As we learned earlier, we organize information based on similarity and difference, but these patterns don't always hold true. Even though students involved in athletics and students involved in arts may seem very different, a dancer or singer may also be very athletic, perhaps even more so than a member of the football team. As with other aspects of perception, there are positive and negative consequences of social comparison.

We generally want to know where we fall in terms of ability and performance as compared to others, but what people do with this information and how it affects self-concept varies. Not all people feel they need to be at the top of the list, but some won't stop until they get the high score on the video game or set a new school record in a track-and-field event. Some people strive to be first chair in the clarinet section of the orchestra, while another person may be content to be second chair. The education system promotes social comparison through grades and rewards such as honor rolls and dean's lists. Although education and privacy laws prevent me from displaying each student's grade on a test or paper for the whole class to see, I do typically report the aggregate grades, meaning the total number of As, Bs, Cs, and so on. This doesn't violate anyone's privacy rights, but it allows students to see where they fell in the distribution. This type of social comparison can be used as motivation. The student who was one of only three out of twenty-three to get a D on the exam knows that most of her classmates are performing better than she is, which may lead her to think, "If they can do it, I can do it." But social comparison that isn't reasoned can have negative effects and result in negative thoughts like "Look at how bad I did. Man, I'm stupid!" These negative thoughts can lead to negative behaviors, because we try to maintain internal consistency, meaning we act in ways that match up with our self-concept. So if the student begins to question her academic abilities and then incorporates an assessment of herself as a "bad student" into her self-concept, she may then behave in ways consistent with that, which is only going to worsen her academic performance. Additionally, a student might be comforted to learn that he isn't the only person who got a D and then not feel the need to try to improve, since he has company. You can see in this example that evaluations we place on our self-concept can lead to cycles of thinking and acting. These cycles relate to self-esteem and self-efficacy, which are components of our self-concept.

Self-Esteem

Self-esteem refers to the judgments and evaluations we make about our self-concept. While self-concept is a broad description of the self, self-esteem is a more specifically an evaluation of the self (Byrne, 1996). If I again prompted you to "Tell me who you are," and then asked you to evaluate (label as good/bad, positive/negative, desirable/undesirable) each of the things you listed about yourself, I would get clues about your self-esteem. Like self-concept, self-esteem has general and specific elements. Generally, some people are more likely to evaluate themselves positively while others are more likely to evaluate themselves negatively (Brockner, 1988). More specifically, our self-esteem varies across our life span and across contexts.



Self-esteem varies throughout our lives, but some people generally think more positively of themselves and some people think more negatively. RHiNO NEAL – [trophy] – CC BY-NC-ND 2.0.

How we judge ourselves affects our communication and our behaviors, but not every negative or positive judgment carries the same weight. The negative evaluation of a trait that isn't very important for our self-concept will likely not result in a loss of self-esteem. For example, I am not very good at drawing. While I appreciate drawing as an art form, I don't consider drawing ability to be a very big part of my self-concept. If someone critiqued my drawing ability, my self-esteem wouldn't take a big hit. I do consider myself a good teacher, however, and I have spent and continue to spend considerable time and effort on improving my knowledge of teaching and my teaching skills. If someone critiqued my teaching knowledge and/or abilities, my self-esteem would definitely be hurt. This doesn't mean that we can't be evaluated on something we find important. Even though teaching is very important to my self-concept, I am regularly evaluated on it. Every semester, I am evaluated by my students, and every year, I am evaluated by my dean, department chair, and colleagues. Most of that feedback is in the form of constructive criticism, which can still be difficult to receive, but when taken in the spirit of self-improvement, it is valuable and may even enhance our self-concept and self-esteem. In fact, in professional contexts, people with higher self-esteem are more likely to work harder based on negative feedback, are less negatively affected by work stress, are able to handle workplace conflict better, and are better able to work independently and solve problems (Brockner, 1988). Self-esteem isn't the only factor that contributes to our self-concept; perceptions about our competence also play a role in developing our sense of self.

Self-Efficacy refers to the judgments people make about their ability to perform a task within a specific context (Bandura, 1997). As you can see in Figure 2.2 “Relationship between Self-Efficacy, Self-Esteem, and Self-Concept”, judgments about our self-efficacy influence our self-esteem, which influences our self-concept. The following example also illustrates these interconnections.



Figure 2.2 Relationship between Self-Efficacy, Self-Esteem, and Self-Concept

Pedro did a good job on his first college speech. During a meeting with his professor, Pedro indicates that he is confident going into the next speech and thinks he will do well. This skill-based assessment is an indication that Pedro has a high level of self-efficacy related to public speaking. If he does well on the speech, the praise from his classmates and professor will reinforce his self-

efficacy and lead him to positively evaluate his speaking skills, which will contribute to his self-esteem. By the end of the class, Pedro likely thinks of himself as a good public speaker, which may then become an important part of his self-concept. Throughout these points of connection, it's important to remember that self-perception affects how we communicate, behave, and perceive other things. Pedro's increased feeling of self-efficacy may give him more confidence in his delivery, which will likely result in positive feedback that reinforces his self-perception. He may start to perceive his professor more positively since they share an interest in public speaking, and he may begin to notice other people's speaking skills more during class presentations and public lectures. Over time, he may even start to think about changing his major to communication or pursuing career options that incorporate public speaking, which would further integrate being "a good public speaker" into his self-concept. You can hopefully see that these interconnections can create powerful positive or negative cycles. While some of this process is under our control, much of it is also shaped by the people in our lives.

The verbal and nonverbal feedback we get from people affect our feelings of self-efficacy and our self-esteem. As we saw in Pedro's example, being given positive feedback can increase our self-efficacy, which may make us more likely to engage in a similar task in the future (Hargie, 2011). Obviously, negative feedback can lead to decreased self-efficacy and a declining interest in engaging with the activity again. In general, people adjust their expectations about their abilities based on feedback they get from others. Positive feedback tends to make people raise their expectations for themselves and negative feedback does the opposite, which ultimately affects behaviors and creates the cycle. When feedback from others is different from how we view ourselves, additional cycles may develop that impact self-esteem and self-concept.

Self-discrepancy theory states that people have beliefs about and expectations for their actual and potential selves that do not always match up with what they actually experience (Higgins, 1987). To understand this theory, we have to understand the different "selves" that make up our self-concept, which are the actual, ideal, and ought selves. The actual self consists of the attributes that you or someone else believes you *actually* possess. The ideal self consists of the attributes that you or someone else *would like you* to possess. The ought self consists of the attributes you or someone else believes you *should* possess.

These different selves can conflict with each other in various combinations. Discrepancies between the actual and ideal/ought selves can be motivating in some ways and prompt people to act for self-improvement. For example, if your ought self should volunteer more for the local animal shelter, then your actual self may be more inclined to do so. Discrepancies between the ideal and ought selves can be especially stressful. For example, many professional women who are also mothers have an ideal view of self that includes professional success and advancement. They may also have an ought self that includes a sense of duty and obligation to be a full-time mother. The actual self may be someone who does OK at both but doesn't quite live up to the expectations of either. These discrepancies do not just create cognitive unease—they also lead to emotional, behavioral, and communicative changes.



People who feel that it's their duty to recycle but do not actually do it will likely experience a discrepancy between their actual and ought selves. Matt Martin – [Recycle](#) – CC BY-NC 2.0.

When we compare the actual self to the expectations of ourselves and others, we can see particular patterns of emotional and behavioral effects. When our actual self doesn't match up with our own ideals of self, we are not obtaining our own desires and

hopes, which can lead to feelings of dejection including disappointment, dissatisfaction, and frustration. For example, if your ideal self has no credit card debt and your actual self does, you may be frustrated with your lack of financial discipline and be motivated to stick to your budget and pay off your credit card bills.

When our actual self doesn't match up with other people's ideals for us, we may not be obtaining significant others' desires and hopes, which can lead to feelings of dejection including shame, embarrassment, and concern for losing the affection or approval of others. For example, if a significant other sees you as an "A" student and you get a 2.8 GPA your first year of college, then you may be embarrassed to share your grades with that person.

When our actual self doesn't match up with what we think other people think we should obtain, we are not living up to the ought self that we think others have constructed for us, which can lead to feelings of agitation, feeling threatened, and fearing potential punishment. For example, if your parents think you should follow in their footsteps and take over the family business, but your actual self wants to go into the military, then you may be unsure of what to do and fear being isolated from the family.

Finally, when our actual self doesn't match up with what we think we should obtain, we are not meeting what we see as our duties or obligations, which can lead to feelings of agitation including guilt, weakness, and a feeling that we have fallen short of our moral standard (Higgins, 1987). For example, if your ought self should volunteer more for the local animal shelter, then your actual self may be more inclined to do so due to the guilt of reading about the increasing number of animals being housed at the facility. The following is a review of the four potential discrepancies between selves:

- **Actual vs. own ideals.** We have an overall feeling that we are not obtaining our desires and hopes, which leads to feelings of disappointment, dissatisfaction, and frustration.
- **Actual vs. others' ideals.** We have an overall feeling that we are not obtaining significant others' desires and hopes for us, which leads to feelings of shame and embarrassment.
- **Actual vs. others' ought.** We have an overall feeling that we are not meeting what others see as our duties and obligations, which leads to feelings of agitation including fear of potential punishment.
- **Actual vs. own ought.** We have an overall feeling that we are not meeting our duties and obligations, which can lead to a feeling that we have fallen short of our own moral standards.

Influences on Self-Perception

We have already learned that other people influence our self-concept and self-esteem. While interactions we have with individuals and groups are definitely important to consider, we must also note the influence that larger, more systemic forces have on our self-perception. Social and family influences, culture, and the media all play a role in shaping who we think we are and how we feel about ourselves. Although these are powerful socializing forces, there are ways to maintain some control over our self-perception.

Social and Family Influences

Various forces help socialize us into our respective social and cultural groups and play a powerful role in presenting us with options about who we can be. While we may like to think that our self-perception starts with a blank canvas, our perceptions are limited by our experiences and various social and cultural contexts.

Parents and peers shape our self-perceptions in positive and negative ways. Feedback that we get from significant others, which includes close family, can lead to positive views of self (Hargie, 2011). In the past few years, however, there has been a public discussion and debate about how much positive reinforcement people should give to others, especially children. The following questions have been raised: Do we have current and upcoming generations that have been overpraised? Is the praise given warranted? What are the positive and negative effects of praise? What is the end goal of the praise? Let's briefly look at this discussion and its connection to self-perception.



Some experts have warned that overpraising children can lead to distorted self-concepts. Rain0975 – [participation award](#) – CC BY-ND 2.0.

Whether praise is warranted or not is very subjective and specific to each person and context, but in general there have been questions raised about the potential negative effects of too much praise. Motivation is the underlying force that drives us to do things. Sometimes we are intrinsically motivated, meaning we want to do something for the love of doing it or the resulting internal satisfaction. Other times we are extrinsically motivated, meaning we do something to receive a reward or avoid punishment. If you put effort into completing a short documentary for a class because you love filmmaking and editing, you have been largely motivated by intrinsic forces. If you complete the documentary because you want an “A” and know that if you fail your parents will not give you money for your spring break trip, then you are motivated by extrinsic factors. Both can, of course, effectively motivate us. Praise is a form of extrinsic reward, and if there is an actual reward associated with the praise, like money or special recognition, some people speculate that intrinsic motivation will suffer. But what’s so good about intrinsic motivation? Intrinsic motivation is more substantial and long-lasting than extrinsic motivation and can lead to the development of a work ethic and sense of pride in one’s abilities. Intrinsic motivation can move people to accomplish great things over long periods of time and be happy despite the effort and sacrifices made. Extrinsic motivation dies when the reward stops. Additionally, too much praise can lead people to have a misguided sense of their abilities. College professors who are reluctant to fail students who produce failing work may be setting those students up to be shocked when their supervisor critiques their abilities or output once they get into a professional context (Hargie, 2011).

There are cultural differences in the amount of praise and positive feedback that teachers and parents give their children. For example, teachers give less positive reinforcement in Japanese and Taiwanese classrooms than do teachers in US classrooms. Chinese and Kenyan parents do not regularly praise their children because they fear it may make them too individualistic, rude, or arrogant (Wierzbicka, 2004). So the phenomenon of overpraising isn’t universal, and the debate over its potential effects is not resolved.

Research has also found that communication patterns develop between parents and children that are common to many verbally and physically abusive relationships. Such patterns have negative effects on a child’s self-efficacy and self-esteem (Morgan & Wilson, 2007). As you’ll recall from our earlier discussion, attributions are links we make to identify the cause of a behavior. In the case of aggressive or abusive parents, they are not as able to distinguish between mistakes and intentional behaviors, often seeing honest mistakes as intended and reacting negatively to the child. Such parents also communicate generally negative evaluations to their child by saying, for example, “You can’t do anything right!” or “You’re a bad girl.” When children do exhibit positive behaviors, abusive parents are more likely to use external attributions that diminish the achievement of the child by saying, for example, “You

only won because the other team was off their game.” In general, abusive parents have unpredictable reactions to their children’s positive and negative behavior, which creates an uncertain and often scary climate for a child that can lead to lower self-esteem and erratic or aggressive behavior. The cycles of praise and blame are just two examples of how the family as a socializing force can influence our self-perceptions. Culture also influences how we see ourselves.

Culture

How people perceive themselves varies across cultures. For example, many cultures exhibit a phenomenon known as the self-enhancement bias, meaning that we tend to emphasize our desirable qualities relative to other people (Loughnan et al., 2011). But the degree to which people engage in self-enhancement varies. A review of many studies in this area found that people in Western countries such as the United States were significantly more likely to self-enhance than people in countries such as Japan. Many scholars explain this variation using a common measure of cultural variation that claims people in individualistic cultures are more likely to engage in competition and openly praise accomplishments than people in collectivistic cultures. The difference in self-enhancement has also been tied to economics, with scholars arguing that people in countries with greater income inequality are more likely to view themselves as superior to others or want to be perceived as superior to others (even if they don’t have economic wealth) in order to conform to the country’s values and norms. This holds true because countries with high levels of economic inequality, like the United States, typically value competition and the right to boast about winning or succeeding, while countries with more economic equality, like Japan, have a cultural norm of modesty (Loughnan, 2011).

Race also plays a role in self-perception. For example, positive self-esteem and self-efficacy tend to be higher in African American adolescent girls than Caucasian girls (Stockton et al., 2009). In fact, more recent studies have discounted much of the early research on race and self-esteem that purported that African Americans of all ages have lower self-esteem than whites. Self-perception becomes more complex when we consider biracial individuals—more specifically those born to couples comprising an African American and a white parent (Bowles, 1993). In such cases, it is challenging for biracial individuals to embrace both of their heritages, and social comparison becomes more difficult due to diverse and sometimes conflicting reference groups. Since many biracial individuals identify as and are considered African American by society, living and working within a black community can help foster more positive self-perceptions in these biracial individuals. Such a community offers a more nurturing environment and a buffer zone from racist attitudes but simultaneously distances biracial individuals from their white identity. Conversely, immersion into a predominantly white community and separation from a black community can lead biracial individuals to internalize negative views of people of color and perhaps develop a sense of inferiority. Gender intersects with culture and biracial identity to create different experiences and challenges for biracial men and women. Biracial men have more difficulty accepting their potential occupational limits, especially if they have white fathers, and biracial women have difficulty accepting their black features, such as hair and facial features. All these challenges lead to a sense of being marginalized from both ethnic groups and interfere in the development of positive self-esteem and a stable self-concept.



Biracial individuals may have challenges with self-perception as they try to integrate both racial identities into their self-concept. Javcon117* – [End of Summer Innocence](#) – CC BY-SA 2.0.

There are some general differences in terms of gender and self-perception that relate to self-concept, self-efficacy, and envisioning ideal selves. As with any cultural differences, these are generalizations that have been supported by research, but they do not represent all individuals within a group. Regarding self-concept, men are more likely to describe themselves in terms of their group membership, and women are more likely to include references to relationships in their self-descriptions. For example, a man may note that he is a Tarheel fan, a boat enthusiast, or a member of the Rotary Club, and a woman may note that she is a mother of two or a loyal friend.

Regarding self-efficacy, men tend to have higher perceptions of self-efficacy than women (Hargie, 2011). In terms of actual and ideal selves, men and women in a variety of countries both described their ideal self as more masculine (Best & Thomas, 2004). As was noted earlier, gender differences are interesting to study but are very often exaggerated beyond the actual variations. Socialization and internalization of societal norms for gender differences accounts for much more of our perceived differences than do innate or natural differences between genders. These gender norms may be explicitly stated—for example, a mother may say to her son, “Boys don’t play with dolls”—or they may be more implicit, with girls being encouraged to pursue historically feminine professions like teaching or nursing without others actually stating the expectation.

Media

The representations we see in the media affect our self-perception. The vast majority of media images include idealized representations of attractiveness. Despite the fact that the images of people we see in glossy magazines and on movie screens are not typically what we see when we look at the people around us in a classroom, at work, or at the grocery store, many of us continue to hold ourselves to an unrealistic standard of beauty and attractiveness. Movies, magazines, and television shows are filled with beautiful people, and less attractive actors, when they are present in the media, are typically portrayed as the butt of jokes, villains, or only as background extras (Patzer, 2008). Aside from overall attractiveness, the media also offers narrow representations of acceptable body weight.

Researchers have found that only 12 percent of prime-time characters are overweight, which is dramatically less than the national statistics for obesity among the actual US population (Patzer, 2008). Further, an analysis of how weight is discussed on prime-time sitcoms found that heavier female characters were often the targets of negative comments and jokes that audience members responded to with laughter. Conversely, positive comments about women’s bodies were related to their thinness. In short, the heavier the character, the more negative the comments, and the thinner the character, the more positive the comments. The same researchers analyzed sitcoms for content regarding male characters’ weight and found that although comments regarding their weight were made, they were fewer in number and not as negative, ultimately supporting the notion that overweight male characters are more accepted in media than overweight female characters. Much more attention has been paid in recent years to the potential negative effects of such narrow media representations. The following “Getting Critical” box explores the role of media in the construction of body image.

In terms of self-concept, media representations offer us guidance on what is acceptable or unacceptable and valued or not valued in our society. Mediated messages, in general, reinforce cultural stereotypes related to race, gender, age, sexual orientation, ability, and class. People from historically marginalized groups must look much harder than those in the dominant groups to find positive representations of their identities in media. As a critical thinker, it is important to question media messages and to examine who is included and who is excluded.

Advertising in particular encourages people to engage in social comparison, regularly communicating to us that we are inferior because we lack a certain product or that we need to change some aspect of our life to keep up with and be similar to others. For example, for many years advertising targeted to women instilled in them a fear of having a dirty house, selling them products that promised to keep their house clean, make their family happy, and impress their friends and neighbors. Now messages tell us to fear becoming old or unattractive, selling products to keep our skin tight and clear, which will in turn make us happy and popular.

“Getting Critical”: Body Image and Self-Perception

Take a look at any magazine, television show, or movie and you will most likely see very beautiful people. When you look around you in your daily life, there are likely not as many glamorous and gorgeous people. Scholars and media critics have critiqued this discrepancy for decades because it has contributed to many social issues and public health issues ranging from body dysmorphic disorder, to eating disorders, to lowered self-esteem.

Much of the media is driven by advertising, and the business of media has been to perpetuate a “culture of lack” (Dworkin & Wachs, 2009). This means that we are constantly told, via mediated images, that we lack something. In short, advertisements often tell us we don’t have enough money, enough beauty, or enough material possessions. Over the past few decades, women’s bodies in the media have gotten smaller and thinner, while men’s bodies have gotten bigger and more muscular. At the same time, the US population has become dramatically more obese. As research shows that men and women are becoming more and more dissatisfied with their bodies, which ultimately affects their self-concept and self-esteem, health and beauty product lines proliferate and cosmetic surgeries and other types of enhancements become more and more popular. From young

children to older adults, people are becoming more aware of and oftentimes unhappy with their bodies, which results in a variety of self-perception problems.

1. How do you think the media influences your self-perception and body image?
2. Describe the typical man that is portrayed in the media. Describe the typical woman that is portrayed in the media. What impressions do these typical bodies make on others? What are the potential positive and negative effects of the way the media portrays the human body?
3. Find an example of an “atypical” body represented in the media (a magazine, TV show, or movie). Is this person presented in a positive, negative, or neutral way? Why do you think this person was chosen?

Self-Presentation

How we perceive ourselves manifests in how we present ourselves to others. Self-presentation is the process of strategically concealing or revealing personal information in order to influence others’ perceptions (Human et al., 2012). We engage in this process daily and for different reasons. Although people occasionally intentionally deceive others in the process of self-presentation, in general we try to make a good impression while still remaining authentic. Since self-presentation helps meet our instrumental, relational, and identity needs, we stand to lose quite a bit if we are caught intentionally misrepresenting ourselves. In May of 2012, Yahoo!’s CEO resigned after it became known that he stated on official documents that he had two college degrees when he actually only had one. In a similar incident, a woman who had long served as the dean of admissions for the prestigious Massachusetts Institute of Technology was dismissed from her position after it was learned that she had only attended one year of college and had falsely indicated she had a bachelor’s and master’s degree (Webber & Korn, 2012). Such incidents clearly show that although people can get away with such false self-presentation for a while, the eventual consequences of being found out are dire. As communicators, we sometimes engage in more subtle forms of inauthentic self-presentation. For example, a person may state or imply that they know more about a subject or situation than they actually do in order to seem smart or “in the loop.” During a speech, a speaker works on a polished and competent delivery to distract from a lack of substantive content. These cases of strategic self-presentation may not ever be found out, but communicators should still avoid them as they do not live up to the standards of ethical communication.

Consciously and competently engaging in self-presentation can have benefits because we can provide others with a more positive and accurate picture of who we are. People who are skilled at impression management are typically more engaging and confident, which allows others to pick up on more cues from which to form impressions (Human et al., 2012). Being a skilled self-presenter draws on many of the practices used by competent communicators, including becoming a higher self-monitor. When self-presentation skills and self-monitoring skills combine, communicators can simultaneously monitor their own expressions, the reaction of others, and the situational and social context (Sosik, Avolio, & Jung, 2002). Sometimes people get help with their self-presentation. Although most people can’t afford or wouldn’t think of hiring an image consultant, some people have started generously donating their self-presentation expertise to help others. Many people who have been riding the tough job market for a year or more get discouraged and may consider giving up on their job search. Now a project called “Style Me Hired” has started offering free makeovers to jobless people in order to offer them new motivation and help them make favorable impressions and hopefully get a job offer.^[1]



Figure: People who have been out of work for a while may have difficulty finding the motivation to engage in the self-presentation behaviors needed to form favorable impressions. Steve Petrucelli – [Interview Time!](#) – CC BY-NC-ND 2.0.

There are two main types of self-presentation: prosocial and self-serving (Sosik, Avolio, & Jung, 2002). Prosocial self-presentation entails behaviors that present a person as a role model and make a person more likable and attractive. For example, a supervisor may call on her employees to uphold high standards for business ethics, model that behavior in her own actions, and compliment others when they exemplify those standards. Self-serving self-presentation entails behaviors that present a person as highly skilled, willing to challenge others, and someone not to be messed with. For example, a supervisor may publicly take credit for the accomplishments of others or publicly critique an employee who failed to meet a particular standard. In summary, prosocial strategies are aimed at benefiting others, while self-serving strategies benefit the self at the expense of others.

In general, we strive to present a public image that matches up with our self-concept, but we can also use self-presentation strategies to enhance our self-concept (Hargie, 2011). When we present ourselves in order to evoke a positive evaluative response, we are engaging in self-enhancement. In the pursuit of self-enhancement, a person might try to be as appealing as possible in a particular area or with a particular person to gain feedback that will enhance one's self-esteem. For example, a singer might train and practice for weeks before singing in front of a well-respected vocal coach but not invest as much effort in preparing to sing in front of friends. Although positive feedback from friends is beneficial, positive feedback from an experienced singer could enhance a person's self-concept. Self-enhancement can be productive and achieved competently, or it can be used inappropriately. Using self-enhancement behaviors just to gain the approval of others or out of self-centeredness may lead people to communicate in ways that are perceived as phony or overbearing and end up making an unfavorable impression (Sosik, Avolio, & Jung, 2002).

"Getting Plugged In": Self-Presentation Online: Social Media, Digital Trails, and Your Reputation

Although social networking has long been a way to keep in touch with friends and colleagues, the advent of social media has made the process of making connections and those all-important first impressions much more complex. Just looking at Facebook as an example, we can clearly see that the very acts of constructing a profile, posting status updates, "liking" certain things, and sharing various information via Facebook features and apps is self-presentation (Kim & Lee, 2011). People also form impressions based on the number of friends we have and the photos and posts that other people tag us in. All this information floating around can be difficult to manage. So how do we manage the impressions we make digitally given that there is a permanent record?

Research shows that people overall engage in positive and honest self-presentation on Facebook (Kim & Lee, 2011). Since people know how visible the information they post is, they may choose to only reveal things they think will form favorable impressions. But the mediated nature of Facebook also leads some people to disclose more personal information than they might otherwise in such a public or semipublic forum. These hyperpersonal disclosures run the risk of forming negative impressions based on who sees them. In general, the ease of digital communication, not just on Facebook, has presented new challenges for our self-control and information management. Sending someone a sexually provocative image used to take some effort before the age of digital cameras, but now "sexting" an explicit photo only takes a few seconds. So people who would have likely not engaged in such behavior before are more tempted to now, and it is the desire to present oneself as desirable or cool that leads people to send photos they may later regret (DiBlasio, 2012). In fact, new technology in the form of apps is

trying to give people a little more control over the exchange of digital information. An iPhone app called “Snapchat” allows users to send photos that will only be visible for a few seconds. Although this isn’t a guaranteed safety net, the demand for such apps is increasing, which illustrates the point that we all now leave digital trails of information that can be useful in terms of our self-presentation but can also create new challenges in terms of managing the information floating around from which others may form impressions of us.

1. What impressions do you want people to form of you based on the information they can see on your Facebook page?
2. Have you ever used social media or the Internet to do “research” on a person? What things would you find favorable and unfavorable?
3. Do you have any guidelines you follow regarding what information about yourself you will put online or not? If so, what are they? If not, why?

Key Takeaways

- Our self-concept is the overall idea of who we think we are. It is developed through our interactions with others and through social comparison that allows us to compare our beliefs and behaviors to others.
- Our self-esteem is based on the evaluations and judgments we make about various characteristics of our self-concept. It is developed through an assessment and evaluation of our various skills and abilities, known as self-efficacy, and through a comparison and evaluation of who we are, who we would like to be, and who we should be (self-discrepancy theory).
- Social comparison theory and self-discrepancy theory affect our self-concept and self-esteem because through comparison with others and comparison of our actual, ideal, and ought selves we make judgments about who we are and our self-worth. These judgments then affect how we communicate and behave.
- Socializing forces like family, culture, and media affect our self-perception because they give us feedback on who we are. This feedback can be evaluated positively or negatively and can lead to positive or negative patterns that influence our self-perception and then our communication.
- Self-presentation refers to the process of strategically concealing and/or revealing personal information in order to influence others’ perceptions. Prosocial self-presentation is intended to benefit others and self-serving self-presentation is intended to benefit the self at the expense of others. People also engage in self-enhancement, which is a self-presentation strategy by which people intentionally seek out positive evaluations.

Exercises

1. Make a list of characteristics that describe who you are (your self-concept). After looking at the list, see if you can come up with a few words that summarize the list to narrow in on the key features of your self-concept. Go back over the first list and evaluate each characteristic, for example noting whether it is something you do well/poorly, something that is good/bad, positive/negative, desirable/undesirable. Is the overall list more positive or more negative? After doing these exercises, what have you learned about your self-concept and self-esteem?
2. Discuss at least one time in which you had a discrepancy or tension between two of the three selves described by self-discrepancy theory (the actual, ideal, and ought selves). What effect did this discrepancy have on your self-concept and/or self-esteem?
3. Take one of the socializing forces discussed (family, culture, or media) and identify at least one positive and one negative influence that it/they have had on your self-concept and/or self-esteem.
4. Getting integrated: Discuss some ways that you might strategically engage in self-presentation to influence the impressions of others in an academic, a professional, a personal, and a civic context.

References

Bandura, A., *Self-Efficacy: The Exercise of Control* (New York, NY: W. H. Freeman, 1997).

Best, D. L. and Jennifer J. Thomas, “Cultural Diversity and Cross-Cultural Perspectives,” in *The Psychology of Gender*, 2nd ed., eds. Alice H. Eagly, Anne E. Beall, and Robert J. Sternberg (New York, NY: Guilford Press, 2004), 296–327.

Bowles, D. D., “Biracial Identity: Children Born to African-American and White Couples,” *Clinical Social Work Journal* 21, no. 4 (1993): 418–22.

Brockner, J., *Self-Esteem at Work* (Lexington, MA: Lexington Books, 1988), 11.

- Byrne, B. M., *Measuring Self-Concept across the Life Span: Issues and Instrumentation* (Washington, DC: American Psychological Association, 1996), 5.
- Cooley, C., *Human Nature and the Social Order* (New York, NY: Scribner, 1902).
- DiBlasio, N., "Demand for Photo-Erasing iPhone App Heats up Sexting Debate," *USA Today*, May 7, 2012, accessed June 6, 2012, <http://content.usatoday.com/communities/ondeadline/post/2012/05/demand-for-photo-erasing-iphone-app-heats-up-sexting-debate/1>.
- Dworkin, S. L. and Faye Linda Wachs, *Body Panic* (New York, NY: New York University Press, 2009), 2.
- Hargie, O., *Skilled Interpersonal Interaction: Research, Theory, and Practice* (London: Routledge, 2011), 261.
- Higgins, E. T., "Self-Discrepancy: A Theory Relating Self and Affect," *Psychological Review* 94, no. 3 (1987): 320–21.
- Human, L. J., et al., "Your Best Self Helps Reveal Your True Self: Positive Self-Presentation Leads to More Accurate Personality Impressions," *Social Psychological and Personality Sciences* 3, no. 1 (2012): 23.
- Kim, J. and Jong-Eun Roselyn Lee, "The Facebook Paths to Happiness: Effects of the Number of Facebook Friends and Self-Presentation on Subjective Well-Being," *Cyberpsychology, Behavior, and Social Networking* 14, no. 6 (2011): 360.
- Loughnan, S., et al., "Economic Inequality Is Linked to Biased Self-Perception," *Psychological Science* 22, no. 10 (2011): 1254.
- Morgan, W. and Steven R. Wilson, "Explaining Child Abuse as a Lack of Safe Ground," in *The Dark Side of Interpersonal Communication*, eds. Brian H. Spitzberg and William R. Cupach (Mahwah, NJ: Lawrence Erlbaum Associates, 2007), 341.
- Patzer, G. L., *Looks: Why They Matter More than You Ever Imagined* (New York, NY: AMACOM, 2008), 147.
- Sosik, J. J., Bruce J. Avolio, and Dong I. Jung, "Beneath the Mask: Examining the Relationship of Self-Presentation Attributes and Impression Management to Charismatic Leadership," *The Leadership Quarterly* 13 (2002): 217.
- Stockton, M. B., et al., "Self-Perception and Body Image Associations with Body Mass Index among 8–10-Year-Old African American Girls," *Journal of Pediatric Psychology* 34, no. 10 (2009): 1144.
- Webber, L., and Melissa Korn, "Yahoo's CEO among Many Notable Resume Flaps," *Wall Street Journal Blogs*, May 7, 2012, accessed June 9, 2012, <http://blogs.wsj.com/digits/2012/05/07/yahoos-ceo-among-many-notable-resume-flaps>.
- Wierzbicka, A., "The English Expressions *Good Boy* and *Good Girl* and Cultural Models of Child Rearing," *Culture and Psychology* 10, no. 3 (2004): 251–78.

1. "Style Me Hired," accessed June 6, 2012, <http://www.stylemehired.com>. ↩

This page titled [2.3: Perceiving and Presenting Self](#) is shared under a [CC BY-NC-SA 3.0](#) license and was authored, remixed, and/or curated by [Anonymous](#) via [source content](#) that was edited to the style and standards of the LibreTexts platform; a detailed edit history is available upon request.

2.4: Improving Perception

Learning Objectives

1. Discuss strategies for improving self-perception.
2. Discuss strategies for improving perception of others.
3. Employ perception checking to improve perception of self and others.

So far, we have learned about the perception process and how we perceive others and ourselves. Now we will turn to a discussion of how to improve our perception. Our self-perception can be improved by becoming aware of how schema, socializing forces, self-fulfilling prophecies, and negative patterns of thinking can distort our ability to describe and evaluate ourselves. How we perceive others can be improved by developing better listening and empathetic skills, becoming aware of stereotypes and prejudice, developing self-awareness through self-reflection, and engaging in perception checking.

Improving Self-Perception

Our self-perceptions can and do change. Recall that we have an overall self-concept and self-esteem that are relatively stable, and we also have context-specific self-perceptions. Context-specific self-perceptions vary depending on the person with whom we are interacting, our emotional state, and the subject matter being discussed. Becoming aware of the process of self-perception and the various components of our self-concept (which you have already started to do by studying this chapter) will help you understand and improve your self-perceptions.

Since self-concept and self-esteem are so subjective and personal, it would be inaccurate to say that someone's self-concept is "right" or "wrong." Instead, we can identify negative and positive aspects of self-perceptions as well as discuss common barriers to forming accurate and positive self-perceptions. We can also identify common patterns that people experience that interfere with their ability to monitor, understand, and change their self-perceptions. Changing your overall self-concept or self-esteem is not an easy task given that these are overall reflections on who we are and how we judge ourselves that are constructed over many interactions. A variety of life-changing events can relatively quickly alter our self-perceptions. Think of how your view of self changed when you moved from high school to college. Similarly, other people's self-perceptions likely change when they enter into a committed relationship, have a child, make a geographic move, or start a new job.



Having a child can lead to a major change in a person's self-concept. Photophile – [Father & Son 2055](#) – CC BY-NC-ND 2.0.

Aside from experiencing life-changing events, we can make slower changes to our self-perceptions with concerted efforts aimed at becoming more competent communicators through self-monitoring and reflection. As you actively try to change your self-perceptions, do not be surprised if you encounter some resistance from significant others. When you change or improve your self-concept, your communication will also change, which may prompt other people to respond to you differently. Although you may have good reasons for changing certain aspects of your self-perception, others may become unsettled or confused by your changing behaviors and communication. Remember, people try to increase predictability and decrease uncertainty within personal

relationships. For example, many students begin to take their college education more seriously during their junior and senior years. As these students begin to change their self-concept to include the role of “serious student preparing to graduate and enter the professional world,” they likely have friends that want to maintain the “semiserious student who doesn’t exert much consistent effort and prefers partying to studying” role that used to be a shared characteristic of both students’ self-concepts. As the first student’s behavior changes to accommodate this new aspect of his or her self-concept, it may upset the friend who was used to weeknights spent hanging out rather than studying. Let’s now discuss some suggestions to help avoid common barriers to accurate and positive self-perceptions and patterns of behavior that perpetuate negative self-perception cycles.

Avoid Reliance on Rigid Schema

As we learned earlier, schemata are sets of information based on cognitive and experiential knowledge that guide our interaction. We rely on schemata almost constantly to help us make sense of the world around us. Sometimes schemata become so familiar that we use them as scripts, which prompts mindless communication and can lead us to overlook new information that may need to be incorporated into the schema. So it’s important to remain mindful of new or contradictory information that may warrant revision of a schema. Being mindful is difficult, however, especially since we often unconsciously rely on schemata. Think about how when you’re driving a familiar route you sometimes fall under “highway hypnosis.” Despite all the advanced psychomotor skills needed to drive, such as braking, turning, and adjusting to other drivers, we can pull into a familiar driveway or parking lot having driven the whole way on autopilot. Again, this is not necessarily a bad thing. But have you slipped into autopilot on a familiar route only to remember that you are actually going somewhere else after you’ve already missed your turn? This example illustrates the importance of keeping our schemata flexible and avoiding mindless communication.

Be Critical of Socializing Forces

We learned earlier that family, friends, sociocultural norms, and the media are just some of the socializing forces that influence our thinking and therefore influence our self-perception. These powerful forces serve positive functions but can also set into motion negative patterns of self-perception. Two examples can illustrate the possibility for people to critique and resist socializing forces in order to improve their self-perception. The first deals with physical appearance and notions of health, and the second deals with cultural identities and discrimination.

We have already discussed how the media presents us with narrow and often unrealistic standards for attractiveness. Even though most of us know that these standards don’t represent what is normal or natural for the human body, we internalize these ideals, which results in various problems ranging from eating disorders, to depression, to poor self-esteem. A relatively overlooked but controversial and interesting movement that has emerged partially in response to these narrow representations of the body is the fat acceptance movement. The fat acceptance movement has been around for more than thirty years, but it has more recently gotten public attention due to celebrities like Oprah Winfrey and Kirstie Alley, who after years of publicly struggling with weight issues have embraced a view that weight does not necessarily correspond to health. Many people have found inspiration in that message and have decided that being healthy and strong is more important than being thin (Katz, 2009). The “Healthy at Every Size” movement and the National Association to Advance Fat Acceptance have challenged the narrative put out by the thirty-billion-dollar-a-year weight-loss industry that fat equals lazy, ugly, and unhealthy.^[1] Conflicting scientific studies make it difficult to say conclusively how strong the correlation is between weight and health, but it seems clear that a view that promotes healthy living and positive self-esteem over unconditional dieting and a cult of thinness is worth exploring more given the potential public health implications of distorted body image and obesity.



The “Healthy at Every Size” movement strives to teach people that being thin doesn’t necessarily mean a person is healthy. Pixabay – CC0 public domain.

Cultural influences related to identities and difference can also lead to distorted self-perceptions, especially for people who occupy marginalized or oppressed identities. While perception research has often been used to support the notion that individuals who are subjected to discrimination, like racial and ethnic minorities, are likely to have low self-esteem because they internalize negative societal views, this is not always the case (Armenta & Hunt, 2009). In fact, even some early perception research showed that minorities do not just passively accept the negative views society places on them. Instead, they actively try to maintain favorable self-perceptions in the face of discriminatory attitudes. Numerous studies have shown that people in groups that are the targets of discrimination may identify with their in-group more because of this threat, which may actually help them maintain psychological well-being. In short, they reject the negative evaluations of the out-group and find refuge and support in their identification with others who share their marginalized status.

Beware of Self-Fulfilling Prophecies

Self-fulfilling prophecies are thought and action patterns in which a person’s false belief triggers a behavior that makes the initial false belief actually or seemingly come true (Guyl et al., 2010). For example, let’s say a student’s biology lab instructor is a Chinese person who speaks English as a second language. The student falsely believes that the instructor will not be a good teacher because he speaks English with an accent. Because of this belief, the student doesn’t attend class regularly and doesn’t listen actively when she does attend. Because of these behaviors, the student fails the biology lab, which then reinforces her original belief that the instructor wasn’t a good teacher.

Although the concept of self-fulfilling prophecies was originally developed to be applied to social inequality and discrimination, it has since been applied in many other contexts, including interpersonal communication. This research has found that some people are chronically insecure, meaning they are very concerned about being accepted by others but constantly feel that other people will dislike them. This can manifest in relational insecurity, which is again based on feelings of inferiority resulting from social comparison with others perceived to be more secure and superior. Such people often end up reinforcing their belief that others will dislike them because of the behaviors triggered by their irrational belief. Take the following scenario as an example: An insecure person assumes that his date will not like him. During the date he doesn’t engage in much conversation, discloses negative information about himself, and exhibits anxious behaviors. Because of these behaviors, his date forms a negative impression and suggests they not see each other again, reinforcing his original belief that the date wouldn’t like him. The example shows how a pattern of thinking can lead to a pattern of behavior that reinforces the thinking, and so on. Luckily, experimental research shows that self-affirmation techniques can be successfully used to intervene in such self-fulfilling prophecies. Thinking positive thoughts and focusing on personality strengths can stop this negative cycle of thinking and has been shown to have positive effects on academic performance, weight loss, and interpersonal relationships (Stinson et al., 2011).

Create and Maintain Supporting Interpersonal Relationships

Aside from giving yourself affirming messages to help with self-perception, it is important to find interpersonal support. Although most people have at least some supportive relationships, many people also have people in their lives who range from negative to

toxic. When people find themselves in negative relational cycles, whether it is with friends, family, or romantic partners, it is difficult to break out of those cycles. But we can all make choices to be around people that will help us be who we want to be and not be around people who hinder our self-progress. This notion can also be taken to the extreme, however. It would not be wise to surround yourself with people who only validate you and do not constructively challenge you, because this too could lead to distorted self-perceptions.

Beware of Distorted Patterns of Thinking and Acting

You already know from our discussion of attribution errors that we all have perceptual biases that distort our thinking. Many of these are common, and we often engage in distorted thinking without being conscious of it. Learning about some of the typical negative patterns of thinking and acting may help us acknowledge and intervene in them. One such pattern involves self-esteem and overcompensation.



Some people have speculated that men who have a midlife crisis may overcompensate for a perceived loss in status or power due to age by purchasing material things that make them appear more youthful. Kevin Dooley – [Midlife crisis car](#) – CC BY 2.0.

People with low self-esteem may act in ways that overcompensate for their feelings of low self-worth and other insecurities. Whether it's the businessman buying his midlife crisis Corvette, the "country boy" adding monster tires to his truck, or the community leader who wears several carats of diamonds everywhere she goes, people often turn to material possessions to try to boost self-esteem. While these purchases may make people feel better in the short term, they may have negative financial effects that can exacerbate negative self-perceptions and lead to interpersonal conflict. People also compensate for self-esteem with their relational choices. A person who is anxious about his career success may surround himself with people who he deems less successful than himself. In this case, being a big fish in a small pond helps some people feel better about themselves when they engage in social comparison.

People can also get into a negative thought and action cycle by setting unrealistic goals and consistently not meeting them. Similar to a self-fulfilling prophecy, people who set unrealistic goals can end up with negative feelings of self-efficacy, which as we learned earlier, can negatively affect self-esteem and self-concept. The goals we set should be challenging but progressive, meaning we work to meet a realistic goal, then increase our expectations and set another goal, and so on.

Some people develop low self-esteem because they lack accurate information about themselves, which may be intentional or unintentional. A person can intentionally try to maintain high self-esteem by ignoring or downplaying negative comments and beliefs and focusing on positive evaluations. While this can be a good thing, it can also lead to a distorted self-concept. There is a middle ground between beating yourself up or dwelling on the negative and ignoring potentially constructive feedback about weaknesses and missing opportunities to grow as a person. Conversely, people who have low self-esteem or negative self-concepts may discount or ignore positive feedback. To wrap up this section, I'd like to turn to one of my favorite shows and a great source for examples relevant to the perception process: *American Idol*.

I've always enjoyed showing clips from *American Idol* auditions in my class when I teach about self-perception. As you probably know, the season always starts with audition footage shot in various cities. The range of singing abilities, not to mention personalities, of those who show up for a chance to sing in front of the judges leads millions of viewers to keep tuning in. While it's obvious that the producers let some people through who they know don't have a chance at making it on the show, they also know that certain personalities make for good reality television viewing. I've often found myself wondering, "Do these people really think they can sing?" The answer is sometimes a very clear "Yes!" Sure, some are there just to make a spectacle and hopefully make it on TV, but there are many who actually believe they have singing abilities—even to the point that they challenge and discount the judges' comments.



Some contestants on *American Idol* find it difficult to accept the constructive criticism they receive from the judges because they have distorted self-perceptions about their singing abilities. Beth – [American Idol Experience 9258](#) – CC BY 2.0.

During the contestant’s tearful and/or angry postrejection interview, they are often shown standing with their family and friends, who are also surprised at the judges’ decision. These contestants could potentially avoid this emotional ending by following some of the previous tips. It’s good that they have supportive interpersonal relationships, but people’s parents and friends are a little biased in their feedback, which can lead to a skewed self-concept. These contestants could also set incremental goals. Singing at a local event or even at a karaoke bar might have helped them gain more accurate information about their abilities and led them to realize they didn’t have what it takes to be an “American idol.”

Overcoming Barriers to Perceiving Others

There are many barriers that prevent us from competently perceiving others. While some are more difficult to overcome than others, they can all be addressed by raising our awareness of the influences around us and committing to monitoring, reflecting on, and changing some of our communication habits. Whether it is our lazy listening skills, lack of empathy, or stereotypes and prejudice, various filters and blinders influence how we perceive and respond to others.

Develop Empathetic Listening Skills

As we will learn in Chapter 5 “Listening”, effective listening is not easy, and most of us do not make a concerted effort to overcome common barriers to listening. Our fast-paced lives and cultural values that emphasize speaking over listening sometimes make listening feel like a chore. But we shouldn’t underestimate the power of listening to make someone else feel better and to open our perceptual field to new sources of information. Empathetic listening can also help us expand our self- and social awareness by learning from other people’s experiences and taking on different perspectives. Empathetic listening is challenging because it requires cognitive and emotional investment that goes beyond the learning of a skill set.

I didn’t know what a lazy listener I was until I started teaching and realized how much time and effort teachers have to put into their jobs. Honestly, at first it was challenging to attentively listen to student issues, thoughts, and questions, but I immediately saw the value in it. To be a good teacher, I had to become a better listener. As a result, I also gained more empathy skills and became a lot more patient. A valuable lesson I learned during this time is best stated as follows: “Everyone’s biggest problem is his or her biggest problem.” If one person’s biggest problem is getting enough money together to buy a new cell phone and another person’s biggest problem is getting enough money together to get much needed medication, each of these people is likely experiencing a similar amount of stress. As an outsider, we might look at this example and think about how a cell phone isn’t necessary to live but the medication is. But everyone’s reality is his or her reality, and when you can concede that someone’s reality isn’t like yours and you are OK with that, then you have overcome a significant barrier to becoming more aware of the perception process.

I recently had a good student inform me that he was leaving school to pursue other things. He had given speeches about wildfire firefighting and beer brewing and was passionate about both of those things, but not school. As an academic and lover of and advocate for higher education, I wouldn’t have made that choice for myself or for him. But I am not him, and I can’t assume his perceptions are consistent with mine. I think he was surprised when I said, “I think you are a smart and capable adult, and this is your decision to make, and I respect that. School is not going anywhere, so it’ll be here when you’re ready to come back. In the meantime, I’d be happy to be a reference for any jobs you’re applying for. Just let me know.” I wanted to make it clear that I didn’t perceive him as irresponsible, immature, misguided, or uncommitted. He later told me that he appreciated my reaction that day.

Beware of Stereotypes and Prejudice

Stereotypes are sets of beliefs that we develop about groups, which we then apply to individuals from that group. Stereotypes are schemata that are taken too far, as they reduce and ignore a person's individuality and the diversity present within a larger group of people. Stereotypes can be based on cultural identities, physical appearance, behavior, speech, beliefs, and values, among other things, and are often caused by a lack of information about the target person or group (Guyl et al., 2010). Stereotypes can be positive, negative, or neutral, but all run the risk of lowering the quality of our communication.

While the negative effects of stereotypes are pretty straightforward in that they devalue people and prevent us from adapting and revising our schemata, positive stereotypes also have negative consequences. For example, the "model minority" stereotype has been applied to some Asian cultures in the United States. Seemingly positive stereotypes of Asian Americans as hardworking, intelligent, and willing to adapt to "mainstream" culture are not always received as positive and can lead some people within these communities to feel objectified, ignored, or overlooked.

Stereotypes can also lead to double standards that point to larger cultural and social inequalities. There are many more words to describe a sexually active female than a male, and the words used for females are disproportionately negative, while those used for males are more positive. Since stereotypes are generally based on a lack of information, we must take it upon ourselves to gain exposure to new kinds of information and people, which will likely require us to get out of our comfort zones. When we do meet people, we should base the impressions we make on describable behavior rather than inferred or secondhand information. When stereotypes negatively influence our overall feelings and attitudes about a person or group, prejudiced thinking results.



Figure: Prejudice surrounding the disease we now know as AIDS delayed government investment in researching its causes and developing treatments. Sassy mom – [AIDS Awareness](#) – CC BY-NC 2.0.

Prejudice is negative feelings or attitudes toward people based on their identity or identities. Prejudice can have individual or widespread negative effects. At the individual level, a hiring manager may not hire a young man with a physical disability (even though that would be illegal if it were the only reason), which negatively affects that one man. However, if pervasive cultural thinking that people with physical disabilities are mentally deficient leads hiring managers all over the country to make similar decisions, then the prejudice has become a social injustice. In another example, when the disease we know today as AIDS started killing large numbers of people in the early 1980s, response by some health and government officials was influenced by prejudice.

Since the disease was primarily affecting gay men, Haitian immigrants, and drug users, the disease was prejudged to be a disease that affected only “deviants” and therefore didn’t get the same level of attention it would have otherwise. It took many years, investment of much money, and education campaigns to help people realize that HIV and AIDS do not prejudice based on race or sexual orientation and can affect any human.

Engage in Self-Reflection

A good way to improve your perceptions and increase your communication competence in general is to engage in self-reflection. If a communication encounter doesn’t go well and you want to know why, your self-reflection will be much more useful if you are aware of and can recount your thoughts and actions.

Self-reflection can also help us increase our cultural awareness. Our thought process regarding culture is often “other focused,” meaning that the culture of the other person or group is what stands out in our perception. However, the old adage “know thyself” is appropriate, as we become more aware of our own culture by better understanding other cultures and perspectives. Developing cultural self-awareness often requires us to get out of our comfort zones. Listening to people who are different from us is a key component of developing self-knowledge. This may be uncomfortable, because our taken-for-granted or deeply held beliefs and values may become less certain when we see the multiple perspectives that exist.

We can also become more aware of how our self-concepts influence how we perceive others. We often hold other people to the standards we hold for ourselves or assume that their self-concept should be consistent with our own. For example, if you consider yourself a neat person and think that sloppiness in your personal appearance would show that you are unmotivated, rude, and lazy, then you are likely to think the same of a person you judge to have a sloppy appearance. So asking questions like “Is my impression based on how this person wants to be, or how I think this person should want to be?” can lead to enlightening moments of self-reflection. Asking questions in general about the perceptions you are making is an integral part of perception checking, which we will discuss next.

Checking Perception

Perception checking is a strategy to help us monitor our reactions to and perceptions about people and communication. There are some internal and external strategies we can use to engage in perception checking. In terms of internal strategies, review the various influences on perception that we have learned about in this chapter and always be willing to ask yourself, “What is influencing the perceptions I am making right now?” Even being aware of what influences are acting on our perceptions makes us more aware of what is happening in the perception process. In terms of external strategies, we can use other people to help verify our perceptions.

The cautionary adage “Things aren’t always as they appear” is useful when evaluating your own perceptions. Sometimes it’s a good idea to bounce your thoughts off someone, especially if the perceptions relate to some high-stakes situation. But not all situations allow us the chance to verify our perceptions. Preventable crimes have been committed because people who saw something suspicious didn’t report it even though they had a bad feeling about it. Of course, we have to walk a line between being reactionary and being too cautious, which is difficult to manage. We all know that we are ethically and sometimes legally required to report someone to the police who is harming himself or herself or others, but sometimes the circumstances are much more uncertain.

The Tony Award–winning play *Doubt: A Parable* and the Academy Award–winning movie based on it deal with the interplay of perception, doubt, and certainty. In the story, which is set in a Bronx, New York, Catholic school in 1964, a young priest with new ideas comes into the school, which is run by a traditional nun who, like many, is not fond of change. The older nun begins a campaign to get the young priest out of her school after becoming convinced that he has had an inappropriate relationship with one of the male students. No conclusive evidence is offered during the course of the story, and the audience is left, as are the characters in the story, to determine for themselves whether or not the priest is “guilty.” The younger priest doesn’t fit into the nun’s schema of how a priest should look and act. He has longer fingernails than other priests, he listens to secular music, and he takes three sugars in his tea. A series of perceptions like this lead the nun to certainty of the priest’s guilt, despite a lack of concrete evidence. Although this is a fictional example, it mirrors many high-profile cases of abuse that have been in the news in recent years. Hopefully we will not find ourselves in such an uncertain and dire position, but in these extreme cases and more mundane daily interactions, perception checking can be useful.

📌 “Getting Competent”: Perception Checking

Perception checking helps us slow down perception and communication processes and allows us to have more control over both. Perception checking involves being able to describe what is happening in a given situation, provide multiple interpretations of events or behaviors, and ask yourself and others questions for clarification. Some of this process happens inside our heads, and some happens through interaction. Let’s take an interpersonal conflict as an example.

Stefano and Patrick are roommates. Stefano is in the living room playing a video game when he sees Patrick walk through the room with his suitcase and walk out the front door. Since Patrick didn’t say or wave good-bye, Stefano has to make sense of this encounter, and perception checking can help him do that. First, he needs to try to describe (not evaluate yet) what just happened. This can be done by asking yourself, “What is going on?” In this case, Patrick left without speaking or waving good-bye. Next, Stefano needs to think of some possible interpretations of what just happened. One interpretation could be that Patrick is mad about something (at him or someone else). Another could be that he was in a hurry and simply forgot, or that he didn’t want to interrupt the video game. In this step of perception checking, it is good to be aware of the attributions you are making. You might try to determine if you are overattributing internal or external causes. Lastly, you will want to verify and clarify. So Stefano might ask a mutual friend if she knows what might be bothering Patrick or going on in his life that made him leave so suddenly. Or he may also just want to call, text, or speak to Patrick. During this step, it’s important to be aware of punctuation. Even though Stefano has already been thinking about this incident, and is experiencing some conflict, Patrick may have no idea that his actions caused Stefano to worry. If Stefano texts and asks why he’s mad (which wouldn’t be a good idea because it’s an assumption) Patrick may become defensive, which could escalate the conflict. Stefano could just describe the behavior (without judging Patrick) and ask for clarification by saying, “When you left today you didn’t say bye or let me know where you were going. I just wanted to check to see if things are OK.”

The steps of perception checking as described in the previous scenario are as follows:

- Step 1: Describe the behavior or situation without evaluating or judging it.
 - Step 2: Think of some possible interpretations of the behavior, being aware of attributions and other influences on the perception process.
 - Step 3: Verify what happened and ask for clarification from the other person’s perspective. Be aware of punctuation, since the other person likely experienced the event differently than you.
1. Getting integrated: Give an example of how perception checking might be useful to you in academic, professional, personal, and civic contexts.
 2. Which step of perception checking do you think is the most challenging and why?

Key Takeaways

- We can improve self-perception by avoiding reliance on rigid schemata, thinking critically about socializing institutions, intervening in self-fulfilling prophecies, finding supportive interpersonal networks, and becoming aware of cycles of thinking that distort our self-perception.
- We can improve our perceptions of others by developing empathetic listening skills, becoming aware of stereotypes and prejudice, and engaging in self-reflection.
- Perception checking is a strategy that allows us to monitor our perceptions of and reactions to others and communication.

Exercises

1. Which barrier(s) to self-perception do you think present the most challenge to you and why? What can you do to start to overcome these barriers?
2. Which barrier(s) to perceiving others do you think present the most challenge to you and why? What can you do to start to overcome these barriers?
3. Recount a recent communication encounter in which perception checking may have led to a more positive result. What could you have done differently?

References

Armenta, B. E. and Jennifer S. Hunt, “Responding to Societal Devaluation: Effects of Perceived Personal and Group Discrimination on the Ethnic Group Identification and Personal Self-Esteem of Latino/Latina Adolescents,” *Group Processes and*

Intergroup Relations 12, no. 1 (2009): 11–12.

Guyll, M., et al., “The Potential Roles of Self-Fulfilling Prophecies, Stigma Consciousness, and Stereotype Threat in Linking Latino/a Ethnicity and Educational Outcomes,” *Social Issues* 66, no. 1 (2010): 116.

Katz, M., “Tossing Out the Diet and Embracing the Fat,” *The New York Times*, July 16, 2009, accessed June 6, 2012, <http://www.nytimes.com/2009/07/16/health/nutrition/16skin.html>.

Stinson, D. A., et al., “Rewriting the Self-Fulfilling Prophecy of Social Rejection: Self-Affirmation Improves Relational Security and Social Behavior up to 2 Months Later,” *Psychological Science* 20, no. 10 (2011): 2.

-
1. “About Us,” NAAFA: the National Association to Advance Fat Acceptance, accessed June 6, 2012, www.naafaonline.com/dev2/about/index.html. ←
-

This page titled [2.4: Improving Perception](#) is shared under a [CC BY-NC-SA 3.0](#) license and was authored, remixed, and/or curated by [Anonymous](#) via [source content](#) that was edited to the style and standards of the LibreTexts platform; a detailed edit history is available upon request.

CHAPTER OVERVIEW

3: Verbal Communication

[3.1: Language and Meaning](#)

[3.2: Functions of Language](#)

[3.3: Using Words Well](#)

[3.4: Language, Society, and Culture](#)

This page titled [3: Verbal Communication](#) is shared under a [CC BY-NC-SA 3.0](#) license and was authored, remixed, and/or curated by [Anonymous](#) via [source content](#) that was edited to the style and standards of the LibreTexts platform; a detailed edit history is available upon request.

3.1: Language and Meaning

Learning Objectives

- Explain how the triangle of meaning describes the symbolic nature of language.
- Distinguish between denotation and connotation.
- Discuss the function of the rules of language.
- Describe the process of language acquisition.

The relationship between language and meaning is not a straightforward one. One reason for this complicated relationship is the limitlessness of modern language systems like English (Crystal, 2005). Language is productive in the sense that there are an infinite number of utterances we can make by connecting existing words in new ways. In addition, there is no limit to a language's vocabulary, as new words are coined daily. Of course, words aren't the only things we need to communicate, and although verbal and nonverbal communication are closely related in terms of how we make meaning, nonverbal communication is not productive and limitless. Although we can only make a few hundred physical signs, we have about a million words in the English language. So with all this possibility, how does communication generate meaning?


You'll recall that "generating meaning" was a central part of the definition of communication we learned earlier. We arrive at meaning through the interaction between our nervous and sensory systems and some stimulus outside of them. It is here, between what the communication models we discussed earlier labeled as encoding and decoding, that meaning is generated as sensory information is interpreted. The indirect and sometimes complicated relationship between language and meaning can lead to confusion, frustration, or even humor. We may even experience a little of all three, when we stop to think about how there are some twenty-five definitions available to tell us the meaning of word *meaning*! (Crystal, 2005) Since language and symbols are the primary vehicle for our communication, it is important that we not take the components of our verbal communication for granted.

Language Is Symbolic

Our language system is primarily made up of symbols. A symbol is something that stands in for or represents something else. Symbols can be communicated verbally (speaking the word *hello*), in writing (putting the letters *H-E-L-L-O* together), or nonverbally (waving your hand back and forth). In any case, the symbols we use stand in for something else, like a physical object or an idea; they do not actually correspond to the thing being referenced in any direct way. Unlike hieroglyphics in ancient Egypt, which often did have a literal relationship between the written symbol and the object being referenced, the symbols used in modern languages look nothing like the object or idea to which they refer.

The symbols we use combine to form language systems or codes. Codes are culturally agreed on and ever-changing systems of symbols that help us organize, understand, and generate meaning (Leeds-Hurwitz, 1993). There are about 6,000 language codes used in the world, and around 40 percent of those (2,400) are only spoken and do not have a written version (Crystal, 2005). Remember that for most of human history the spoken word and nonverbal communication were the primary means of communication. Even languages with a written component didn't see widespread literacy, or the ability to read and write, until a little over one hundred years ago.

The symbolic nature of our communication is a quality unique to humans. Since the words we use do not have to correspond directly to a "thing" in our "reality," we can communicate in abstractions. This property of language is called displacement and specifically refers to our ability to talk about events that are removed in space or time from a speaker and situation (Crystal, 2005). Animals do communicate, but in a much simpler way that is only a reaction to stimulus. Further, animal communication is very limited and lacks the productive quality of language that we discussed earlier.



Although animals do communicate in some ways, humans' ability to use symbols to communicate about things outside of our immediate surroundings and experience is unique. Joshua Allen – [Bark](#) – CC BY-NC-ND 2.0.

As I noted in the chapter titled “Introduction to Communication Studies”, the earliest human verbal communication was not very symbolic or abstract, as it likely mimicked sounds of animals and nature. Such a simple form of communication persisted for thousands of years, but as later humans turned to settled agriculture and populations grew, things needed to be more distinguishable. More terms (symbols) were needed to accommodate the increasing number of things like tools and ideas like crop rotation that emerged as a result of new knowledge about and experience with farming and animal domestication. There weren't written symbols during this time, but objects were often used to represent other objects; for example, a farmer might have kept a pebble in a box to represent each chicken he owned. As further advancements made keeping track of objects-representing-objects more difficult, more abstract symbols and later written words were able to stand in for an idea or object. Despite the fact that these transitions occurred many thousands of years ago, we can trace some words that we still use today back to their much more direct and much less abstract origins.

For example, the word *calculate* comes from the Latin word *calculus*, which means “pebble.” But what does a pebble have to do with calculations? Pebbles were used, very long ago, to calculate things before we developed verbal or written numbering systems (Hayakawa & Hayakawa, 1990). As I noted earlier, a farmer may have kept, in a box, one pebble for each of his chickens. Each pebble represented one chicken, meaning that each symbol (the pebble) had a direct correlation to another thing out in the world (its chicken). This system allowed the farmer to keep track of his livestock. He could periodically verify that each pebble had a corresponding chicken. If there was a discrepancy, he would know that a chicken was lost, stolen, or killed. Later, symbols were developed that made accounting a little easier. Instead of keeping track of boxes of pebbles, the farmer could record a symbol like the word *five* or the numeral *15* that could stand in for five or fifteen pebbles. This demonstrates how our symbols have evolved and how some still carry that ancient history with them, even though we are unaware of it. While this evolution made communication easier in some ways, it also opened up room for misunderstanding, since the relationship between symbols and the objects or ideas they represented became less straightforward. Although the root of *calculate* means “pebble,” the word *calculate* today has at least six common definitions.

The Triangle of Meaning

The triangle of meaning is a model of communication that indicates the relationship among a thought, symbol, and referent and highlights the indirect relationship between the symbol and referent (Richards & Ogden, 1923). As you can see in Figure 3.1, the thought is the concept or idea a person references. The symbol is the word that represents the thought, and the referent is the object or idea to which the symbol refers. This model is useful for us as communicators because when we are aware of the indirect relationship between symbols and referents, we are aware of how common misunderstandings occur, as the following example illustrates: Jasper and Abby have been thinking about getting a new dog. So each of them is having a similar thought. They are each using the same symbol, the word *dog*, to communicate about their thought. Their referents, however, are different. Jasper is thinking about a small dog like a dachshund, and Abby is thinking about an Australian shepherd. Since the word *dog* doesn't refer to one specific object in our reality, it is possible for them to have the same thought, and use the same symbol, but end up in an

awkward moment when they get to the shelter and fall in love with their respective referents only to find out the other person didn't have the same thing in mind.

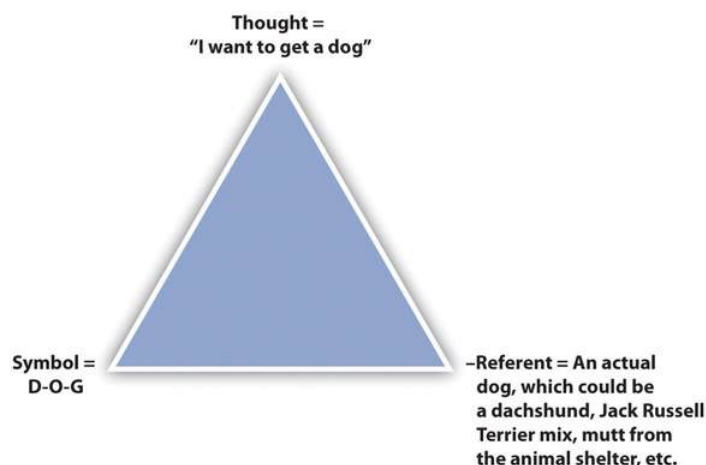


Figure 3.1 Triangle of Meaning. Source: Adapted from Ivor A. Richards and Charles K. Ogden, *The Meaning of Meaning* (London: Kegan, Paul, Trench, Tubner, 1923).

Being aware of this indirect relationship between symbol and referent, we can try to compensate for it by getting clarification. Some of what we learned in the chapter titled "Communication and Perception", about perception checking, can be useful here. Abby might ask Jasper, "What kind of dog do you have in mind?" This question would allow Jasper to describe his referent, which would allow for more shared understanding. If Jasper responds, "Well, I like short-haired dogs. And we need a dog that will work well in an apartment," then there's still quite a range of referents. Abby could ask questions for clarification, like "Sounds like you're saying that a smaller dog might be better. Is that right?" Getting to a place of shared understanding can be difficult, even when we define our symbols and describe our referents.

Definitions

Definitions help us narrow the meaning of particular symbols, which also narrows a symbol's possible referents. They also provide more words (symbols) for which we must determine a referent. If a concept is abstract and the words used to define it are also abstract, then a definition may be useless. Have you ever been caught in a verbal maze as you look up an unfamiliar word, only to find that the definition contains more unfamiliar words? Although this can be frustrating, definitions do serve a purpose.

Words have denotative and connotative meanings. Denotation refers to definitions that are accepted by the language group as a whole, or the dictionary definition of a word. For example, the denotation of the word *cowboy* is a man who takes care of cattle. Another denotation is a reckless and/or independent person. A more abstract word, like *change*, would be more difficult to understand due to the multiple denotations. Since both *cowboy* and *change* have multiple meanings, they are considered polysemic words. Monosemic words have only one use in a language, which makes their denotation more straightforward. Specialized academic or scientific words, like *monosemic*, are often monosemic, but there are fewer commonly used monosemic words, for example, *handkerchief*. As you might guess based on our discussion of the complexity of language so far, monosemic words are far outnumbered by polysemic words.

Connotation refers to definitions that are based on emotion- or experience-based associations people have with a word. To go back to our previous words, *change* can have positive or negative connotations depending on a person's experiences. A person who just ended a long-term relationship may think of change as good or bad depending on what he or she thought about his or her former partner. Even monosemic words like *handkerchief* that only have one denotation can have multiple connotations. A handkerchief can conjure up thoughts of dainty Southern belles or disgusting snot-rags. A polysemic word like *cowboy* has many connotations, and philosophers of language have explored how connotations extend beyond one or two experiential or emotional meanings of a word to constitute cultural myths (Barthes, 1972). *Cowboy*, for example, connects to the frontier and the western history of the United States, which has mythologies associated with it that help shape the narrative of the nation. The Marlboro Man is an enduring advertising icon that draws on connotations of the cowboy to attract customers. While people who grew up with cattle or have family that ranch may have a very specific connotation of the word *cowboy* based on personal experience, other people's connotations may be more influenced by popular cultural symbolism like that seen in westerns.

Language Is Learned

As we just learned, the relationship between the symbols that make up our language and their referents is arbitrary, which means they have no meaning until we assign it to them. In order to effectively use a language system, we have to learn, over time, which symbols go with which referents, since we can't just tell by looking at the symbol. Like me, you probably learned what the word *apple* meant by looking at the letters *A-P-P-L-E* and a picture of an apple and having a teacher or caregiver help you sound out the letters until you said the whole word. Over time, we associated that combination of letters with the picture of the red delicious apple and no longer had to sound each letter out. This is a deliberate process that may seem slow in the moment, but as we will see next, our ability to acquire language is actually quite astounding. We didn't just learn individual words and their meanings, though; we also learned rules of grammar that help us put those words into meaningful sentences.



We learn the rules of language as we learn to speak and read. Andy Roberts – [Reading](#) – CC BY 2.0.

The Rules of Language

Any language system has to have rules to make it learnable and usable. Grammar refers to the rules that govern how words are used to make phrases and sentences. Someone would likely know what you mean by the question “Where’s the remote control?” But “The control remote where’s?” is likely to be unintelligible or at least confusing (Crystal, 2005). Knowing the rules of grammar is important in order to be able to write and speak to be understood, but knowing these rules isn’t enough to make you an effective communicator. As we will learn later, creativity and play also have a role in effective verbal communication. Even though teachers have long enforced the idea that there are right and wrong ways to write and say words, there really isn’t anything inherently right or wrong about the individual choices we make in our language use. Rather, it is our collective agreement that gives power to the rules that govern language.

Some linguists have viewed the rules of language as fairly rigid and limiting in terms of the possible meanings that we can derive from words and sentences created from within that system (de Saussure, 1974). Others have viewed these rules as more open and flexible, allowing a person to make choices to determine meaning (Eco, 1976). Still others have claimed that there is no real meaning and that possibilities for meaning are limitless (Derrida, 1978). For our purposes in this chapter, we will take the middle perspective, which allows for the possibility of individual choice but still acknowledges that there is a system of rules and logic that guides our decision making.

Looking back to our discussion of connotation, we can see how individuals play a role in how meaning and language are related, since we each bring our own emotional and experiential associations with a word that are often more meaningful than a dictionary definition. In addition, we have quite a bit of room for creativity, play, and resistance with the symbols we use. Have you ever had a secret code with a friend that only you knew? This can allow you to use a code word in a public place to get meaning across to the other person who is “in the know” without anyone else understanding the message. The fact that you can take a word, give it another meaning, have someone else agree on that meaning, and then use the word in your own fashion clearly shows that meaning

is in people rather than words. As we will learn later, many slang words developed because people wanted a covert way to talk about certain topics like drugs or sex without outsiders catching on.

Language Acquisition

Language acquisition refers to the process by which we learn to understand, produce, and use words to communicate within a given language group. The way we acquire language is affected by many factors. We know that learning a language is not just about learning words. We have to learn how to correctly connect the words to what they mean in a given context and be able to order the words in such a way, within the rules of grammar for the language code we are using, that other people will be able to understand us (Hayakawa & Hayakawa, 1990). As if that didn't seem like enough to learn, we also have to learn various conversational patterns that we regularly but often unconsciously follow to make our interactions smooth and successful. A brief overview of language acquisition from birth to adulthood offers us a look at the amazing and still somewhat mysterious relationships between our brain, eyes, ears, voice, and other physiological elements (Crystal, 2005). In terms of language acquisition, there is actually a great deal of variation between individuals due to physical and contextual differences, but this overview presumes "typical development."

Much is being taken in during the first year of life as brain development accelerates and senses are focused and tuned. Primary caregivers are driven, almost instinctively, to begin instilling conversational abilities in babies from birth. As just about anyone who has spent time around a baby during this phase of rapid development can attest, there is a compulsion to interact with the child, which is usually entertaining for adult and baby. This compulsion isn't random or accidental, and we would be wrong to assume that our communication is useless or just for fun. We would also be wrong to assume that language acquisition doesn't begin until a baby says his or her first words. By the time this happens, babies have learned much, through observation and practice, about our verbal communication and interaction patterns. These key developments include the following:

- **2–4 months.** Babies can respond to different tones of voice (angry, soothing, or playful).
- **6 months.** Babies can associate some words, like *bye-bye*, with a corresponding behavior, and they begin "babbling," which is actually practice for more intelligible speech to come.
- **8–10 months.** Babies learn that pointing can attract or direct attention, and they begin to follow adult conversations, shifting eye contact from one speaker to the next.
- **1 year.** Babies recognize some individual words (people's names, *no*) and basic rituals of verbal interaction such as question-pause-answer and various greetings. Shortly before or after this time, babies begin to use "melodic utterances" echoing the variety in pitch and tone in various verbal interactions such as questioning, greeting, or wanting.



Figure: By the time children are one year old, they have learned many of the patterns of speech, even though they can't yet put them into recognizable use. Christine Wittenmeier – [Nicolas 1 Year Old 135](#) – CC BY 2.0.

Language acquisition after the age of two seems sluggish compared to the pace of development during the first year or so. By the end of the first year, babies have learned most of the basic phonetic components necessary for speech. The second year represents a time of intense practice—of verbal trial and error. From three to five we continue to develop our pronunciation ability, which develops enough by our teens to allow us to engage in everyday communication. Of course, our expressive repertoire, including ways of speaking and the vocabulary we use, continues to develop. A person's life and career choices determine to a large degree how much further development occurs. But the language abilities we have acquired can decrease or disappear as a result of disease or trauma. Additionally, if such things occur early in life, or before birth, the process of language acquisition can be quite different. Barriers to speech and language acquisition are common and are the domain of a related but distinct field of study often housed in departments of communication sciences and disorders. The "Getting Real" box featured discusses this field of study and related careers.

📌 “Getting Real”: Communication Sciences and Disorders

The field of communication sciences and disorders includes career paths in audiology and speech-language pathology—we will focus on the latter here. Individuals working in this field can work in schools, hospitals, private practice, or in academia as researchers and professors. Speech and language disorders affect millions of people. Between six and eight million people in the United States have some kind of language impairment, ranging from stuttering to lack of language comprehension to lack of language expression.^[1] Speech language pathologists may work with children who have exhibited a marked slowness or gap in language acquisition or adults who have recently lost language abilities due to stroke or some other trauma or disease. Speech-language pathologists often diagnose and treat language disorders as part of a team that may include teachers, physicians, social workers, and others. The career outlook is predicted to be very strong for the next eight years as the baby boomers reach an age where age-related hearing and language impairments develop, as medical advances increase survival rates for premature babies and stroke and trauma victims, and as schools continue to grow. Speech-language pathologists often obtain graduate degrees, complete clinical experiences, and take tests for various certifications and licenses. To be successful in this field, individuals must have good interpersonal communication skills to work with a variety of clients and other service providers, above-average intellectual aptitude (particularly in science), and excellent oral and written communication skills. Typical salaries range from \$58,000 a year for individuals working in elementary schools to \$70,000 for those in health care settings.

1. What specific communication skills do you think would be important for a speech-language pathologist and why?
2. The motto for the American Speech-Language-Hearing Association is “Making effective communication a human right, accessible and achievable for all.” How does this motto relate to our discussion of communication ethics so far? What kinds of things do speech-language pathologists do that fulfill that motto?

Key Takeaways

- The triangle of meaning is a model of communication that indicates the relationship among a thought, symbol, and referent, and highlights the indirect relationship between the symbol and the referent. The model explains how for any given symbol there can be many different referents, which can lead to misunderstanding.
- *Denotation* refers to the agreed on or dictionary definition of a word. *Connotation* refers to definitions that are based on emotion- or experience-based associations people have with a word.
- The rules of language help make it learnable and usable. Although the rules limit some of the uses of language, they still allow for the possibility of creativity and play.
- Language acquisition refers to the process by which we learn to understand, produce, and use words to communicate within a given language group. This process happens at an amazing speed during the first two years of life, and we attain all the linguistic information we need to participate in everyday conversations, assuming normal development, by our early teens.

Exercises

1. Trace the history of a word (its etymology) like we did with *calculate* earlier in the chapter. Discuss how the meaning of the word (the symbol) has changed as it has gotten further from its original meaning. Two interesting words to trace are *hazard* and *phony*.
2. Apply the triangle of meaning to a recent message exchange you had in which differing referents led to misunderstanding. What could you have done to help prevent or correct the misunderstanding?
3. Think of some words that have strong connotations for you. How does your connotation differ from the denotation? How might your connotation differ from another person’s?

References

Barthes, R., *Mythologies* (New York, NY: Hill and Wang, 1972).

Crystal, D., *How Language Works: How Babies Babble, Words Change Meaning, and Languages Live or Die* (Woodstock, NY: Overlook Press, 2005), 8–9.

de Saussure, F., *Course in General Linguistics*, trans. Wade Baskin (London: Fontana/Collins, 1974).

Derrida, J., *Writing and Difference*, trans. Alan Bass (London: Routledge, 1978).

Eco, U., *A Theory of Semiotics* (Bloomington, IN: Indiana University Press, 1976).

Hayakawa, S. I. and Alan R. Hayakawa, *Language in Thought and Action*, 5th ed. (San Diego, CA: Harcourt Brace, 1990), 87.

Leeds-Hurwitz, W., *Semiotics and Communication: Signs, Codes, Cultures* (Hillsdale, NJ: Lawrence Erlbaum Associates, 1993), 53.

Richards, I. A. and Charles K. Ogden, *The Meaning of Meaning* (London: Kegan, Paul, Trench, Tubner, 1923).

-
1. American Speech-Language-Hearing Association, accessed June 7, 2012, <http://www.asha.org/careers/professions/default-overview.htm>. ↵

This page titled [3.1: Language and Meaning](#) is shared under a [CC BY-NC-SA 3.0](#) license and was authored, remixed, and/or curated by [Anonymous](#) via [source content](#) that was edited to the style and standards of the LibreTexts platform; a detailed edit history is available upon request.

3.2: Functions of Language

Learning Objectives

- Identify and discuss the four main types of linguistic expressions.
- Discuss the power of language to express our identities, affect our credibility, control others, and perform actions.
- Discuss some of the sources of fun within language.
- Explain how neologisms and slang contribute to the dynamic nature of language.
- Identify the ways in which language can separate people and bring them together.

What utterances make up our daily verbal communication? Some of our words convey meaning, some convey emotions, and some actually produce actions. Language also provides endless opportunities for fun because of its limitless, sometimes nonsensical, and always changing nature. In this section, we will learn about the five functions of language, which show us that language is expressive, language is powerful, language is fun, language is dynamic, and language is relational.

Language Is Expressive

Verbal communication helps us meet various needs through our ability to express ourselves. In terms of instrumental needs, we use verbal communication to ask questions that provide us with specific information. We also use verbal communication to describe things, people, and ideas. Verbal communication helps us inform, persuade, and entertain others, which as we will learn later are the three general purposes of public speaking. It is also through our verbal expressions that our personal relationships are formed. At its essence, language is expressive. Verbal expressions help us communicate our observations, thoughts, feelings, and needs (McKay, Davis, & Fanning, 1995).

Expressing Observations

When we express observations, we report on the sensory information we are taking or have taken in. Eyewitness testimony is a good example of communicating observations. Witnesses are not supposed to make judgments or offer conclusions; they only communicate factual knowledge as they experienced it. For example, a witness could say, “I saw a white Mitsubishi Eclipse leaving my neighbor’s house at 10:30 pm.” As we learned in the chapter titled “Communication and Perception” on perception, observation and description occur in the first step of the perception-checking process. When you are trying to make sense of an experience, expressing observations in a descriptive rather than evaluative way can lessen defensiveness, which facilitates competent communication.

Expressing Thoughts

When we express thoughts, we draw conclusions based on what we have experienced. In the perception process, this is similar to the interpretation step. We take various observations and evaluate and interpret them to assign them meaning (a conclusion). Whereas our observations are based on sensory information (what we saw, what we read, what we heard), thoughts are connected to our beliefs (what we think is true/false), attitudes (what we like and dislike), and values (what we think is right/wrong or good/bad). Jury members are expected to express thoughts based on reported observations to help reach a conclusion about someone’s guilt or innocence. A juror might express the following thought: “The neighbor who saw the car leaving the night of the crime seemed credible. And the defendant seemed to have a shady past—I think he’s trying to hide something.” Sometimes people intentionally or unintentionally express thoughts as if they were feelings. For example, when people say, “I feel like you’re too strict with your attendance policy,” they aren’t really expressing a feeling; they are expressing a judgment about the other person (a thought).

Expressing Feelings

When we express feelings, we communicate our emotions. Expressing feelings is a difficult part of verbal communication, because there are many social norms about how, why, when, where, and to whom we express our emotions. Norms for emotional expression also vary based on nationality and other cultural identities and characteristics such as age and gender. In terms of age, young children are typically freer to express positive and negative emotions in public. Gendered elements intersect with age as boys grow older and are socialized into a norm of emotional restraint. Although individual men vary in the degree to which they are emotionally expressive, there is still a prevailing social norm that encourages and even expects women to be more emotionally expressive than men.



Expressing feelings is often the most difficult form of verbal expression. Lucas – [emotion icon](#) – CC BY-NC 2.0.

Expressing feelings can be uncomfortable for those listening. Some people are generally not good at or comfortable with receiving and processing other people’s feelings. Even those with good empathetic listening skills can be positively or negatively affected by others’ emotions. Expressions of anger can be especially difficult to manage because they represent a threat to the face and self-esteem of others. Despite the fact that expressing feelings is more complicated than other forms of expression, emotion sharing is an important part of how we create social bonds and empathize with others, and it can be improved.

In order to verbally express our emotions, it is important that we develop an emotional vocabulary. The more specific we can be when we are verbally communicating our emotions, the less ambiguous our emotions will be for the person decoding our message. As we expand our emotional vocabulary, we are able to convey the intensity of the emotion we’re feeling whether it is mild, moderate, or intense. For example, *happy* is mild, *delighted* is moderate, and *ecstatic* is intense; *ignored* is mild, *rejected* is moderate, and *abandoned* is intense (Hargie, 2011).

In a time when so much of our communication is electronically mediated, it is likely that we will communicate emotions through the written word in an e-mail, text, or instant message. We may also still use pen and paper when sending someone a thank-you note, a birthday card, or a sympathy card. Communicating emotions through the written (or typed) word can have advantages such as time to compose your thoughts and convey the details of what you’re feeling. There are also disadvantages in that important context and nonverbal communication can’t be included. Things like facial expressions and tone of voice offer much insight into emotions that may not be expressed verbally. There is also a lack of immediate feedback. Sometimes people respond immediately to a text or e-mail, but think about how frustrating it is when you text someone and they don’t get back to you right away. If you’re in need of emotional support or want validation of an emotional message you just sent, waiting for a response could end up negatively affecting your emotional state.

Expressing Needs

When we express needs, we are communicating in an instrumental way to help us get things done. Since we almost always know our needs more than others do, it’s important for us to be able to convey those needs to others. Expressing needs can help us get a project done at work or help us navigate the changes of a long-term romantic partnership. Not expressing needs can lead to feelings of abandonment, frustration, or resentment. For example, if one romantic partner expresses the following thought “I think we’re moving too quickly in our relationship” but doesn’t also express a need, the other person in the relationship doesn’t have a guide for what to do in response to the expressed thought. Stating, “I need to spend some time with my hometown friends this weekend. Would you mind if I went home by myself?” would likely make the expression more effective. Be cautious of letting evaluations or judgments sneak into your expressions of need. Saying “I need you to stop suffocating me!” really expresses a thought-feeling mixture more than a need.

Table 3.1 Four Types of Verbal Expressions

Type	Description	Example
Observation	Report of sensory experiences or memories	“Pauline asked me to bring this file to you.”
Thought	Conclusion about or judgment of experiences and observations	“Students today have much less respect for authority.”

Type	Description	Example
Feeling	Communicating emotions	“I feel at peace when we’re together.”
Need	Stating wants or requesting help or support	“I’m saving money for summer vacation. Is it OK if we skip our regular night out this week?”

Source: Adapted from Matthew McKay, Martha Davis, and Patrick Fanning, *Messages: Communication Skills Book*, 2nd ed. (Oakland, CA: New Harbinger Publications, 1995), 34–36.

Language Is Powerful

The contemporary American philosopher David Abram wrote, “Only if words are felt, bodily presences, like echoes or waterfalls, can we understand the power of spoken language to influence, alter, and transform the perceptual world” (Abram, 1997). This statement encapsulates many of the powerful features of language. Next, we will discuss how language expresses our identities, affects our credibility, serves as a means of control, and performs actions.

Language Expresses Our Identities

In the opening to this chapter, I recounted how an undergraduate class in semantics solidified my love of language. I could have continued on to say that I have come to think of myself as a “word nerd.” Words or phrases like that express who we are and contribute to the impressions that others make of us. We’ve already learned about identity needs and impression management and how we all use verbal communication strategically to create a desired impression. But how might the label *word nerd* affect me differently if someone else placed it on me?



Telling people what state you are from may give them a sense of “who you are.” Jimmy Emerson, DVM – [Welcome to Texas](#) – CC BY-NC-ND 2.0.

The power of language to express our identities varies depending on the origin of the label (self-chosen or other imposed) and the context. People are usually comfortable with the language they use to describe their own identities but may have issues with the labels others place on them. In terms of context, many people express their “Irish” identity on St. Patrick’s Day, but they may not think much about it over the rest of the year. There are many examples of people who have taken a label that was imposed on them, one that usually has negative connotations, and intentionally used it in ways that counter previous meanings. Some country music singers and comedians have reclaimed the label *redneck*, using it as an identity marker they are proud of rather than a pejorative term. Other examples of people reclaiming identity labels is the “black is beautiful” movement of the 1960s that repositioned *black* as a positive identity marker for African Americans and the “queer” movement of the 1980s and ’90s that reclaimed *queer* as a positive identity marker for some gay, lesbian, bisexual, and transgender people. Even though some people embrace reclaimed words, they still carry their negative connotations and are not openly accepted by everyone.

Language Affects Our Credibility

One of the goals of this chapter is to help you be more competent with your verbal communication. People make assumptions about your credibility based on how you speak and what you say. Even though we've learned that meaning is in people rather than words and that the rules that govern verbal communication, like rules of grammar, are arbitrary, these norms still mean something. You don't have to be a perfect grammarian to be perceived as credible. In fact, if you followed the grammar rules for written communication to the letter you would actually sound pretty strange, since our typical way of speaking isn't as formal and structured as writing. But you still have to support your ideas and explain the conclusions you make to be seen as competent. You have to use language clearly and be accountable for what you say in order to be seen as trustworthy. Using informal language and breaking social norms we've discussed so far wouldn't enhance your credibility during a professional job interview, but it might with your friends at a tailgate party. Politicians know that the way they speak affects their credibility, but they also know that using words that are too scientific or academic can lead people to perceive them as eggheads, which would hurt their credibility. Politicians and many others in leadership positions need to be able to use language to put people at ease, relate to others, and still appear confident and competent.

Language Is a Means of Control

Control is a word that has negative connotations, but our use of it here can be positive, neutral, or negative. Verbal communication can be used to reward and punish. We can offer verbal communication in the form of positive reinforcement to praise someone. We can withhold verbal communication or use it in a critical, aggressive, or hurtful way as a form of negative reinforcement.

Directives are utterances that try to get another person to do something. They can range from a rather polite *ask* or *request* to a more forceful *command* or *insist*. Context informs when and how we express directives and how people respond to them. Promises are often paired with directives in order to persuade people to comply, and those promises, whether implied or stated, should be kept in order to be an ethical communicator. Keep this in mind to avoid arousing false expectations on the part of the other person (Hayakawa & Hayakawa, 1990).

Rather than verbal communication being directed at one person as a means of control, the way we talk creates overall climates of communication that may control many. Verbal communication characterized by empathy, understanding, respect, and honesty creates open climates that lead to more collaboration and more information exchange. Verbal communication that is controlling, deceitful, and vague creates a closed climate in which people are less willing to communicate and less trusting (Brown, 2006).

Language Is Performative

Some language is actually more like an action than a packet of information. Saying, "I promise," "I guarantee," or "I pledge," does more than convey meaning; it communicates intent. Such utterances are called commissives, as they mean a speaker is committed to a certain course of action (Crystal, 2005). Of course, promises can be broken, and there can be consequences, but other verbal communication is granted official power that can guarantee action. The two simple words *I do* can mean that a person has agreed to an oath before taking a witness stand or assuming the presidency. It can also mean that two people are now bound in a relationship recognized by the government and/or a religious community. These two words, if said in the right context and in front of the right person, such as a judge or a reverend, bring with them obligations that cannot be undone without additional steps and potential negative repercussions. In that sense, language is much more than "mere words."



Judges' words perform actions ranging from holding someone in contempt of court to sentencing someone to death. Brian Turner – [My Trust Gavel](#) – CC BY 2.0.

Performative language can also be a means of control, especially in legal contexts. In some cases, the language that makes our laws is intentionally vague. In courts all over the nation, the written language intersects with spoken language as lawyers advocate for particular interpretations of the written law. The utterances of judges and juries set precedents for reasonable interpretations that will then help decide future cases. Imagine how powerful the words *We the jury find the defendant...* seem to the defendant awaiting his or her verdict. The sentences handed down by judges following a verdict are also performative because those words impose fines, penalties, or even death. Some language is deemed so powerful that it is regulated. Hate speech, which we will learn more about later, and slander, libel, and defamation are considered powerful enough to actually do damage to a person and have therefore been criminalized.

Language Is Fun

Word games have long been popular. Before Words with Friends there was Apples to Apples, Boggle, Scrabble, and crossword puzzles. Writers, poets, and comedians have built careers on their ability to have fun with language and in turn share that fun with others. The fun and frivolity of language becomes clear as teachers get half-hearted laughs from students when they make puns, Jay Leno has a whole bit where he shows the hilarious mistakes people unintentionally make when they employ language, and people vie to construct the longest palindromic sentence (a sentence that as the same letters backward and forward).

The productivity and limitlessness of language we discussed earlier leads some people to spend an inordinate amount of time discovering things about words. Two examples that I have found fascinating are palindromes and contronyms. Palindromes, as noted, are words that read the same from left to right and from right to left. Racecar is a commonly cited example, but a little time spent looking through Google results for palindromes exposes many more, ranging from “Live not on evil” to “Doc, note I dissent. A fast never prevents a fatness. I diet on cod.”^[1] Contronyms are words that have multiple meanings, two of which are opposites. For example, *sanction* can mean “to allow” and “to prevent,” and *dust* can mean “to remove particles” when used in reference to furniture or “to add particles” when used in reference to a cake. These are just two examples of humorous and contradictory features of the English language—the book *Crazy English* by Richard Lederer explores dozens more. A fun aspect of language enjoyed by more people than a small community of word enthusiasts is humor.

There are more than one hundred theories of humor, but none of them quite captures the complex and often contradictory nature of what we find funny (Foot & McCreddie, 2006). Humor is a complicated social phenomenon that is largely based on the relationship between language and meaning. Humor functions to liven up conversations, break the ice, and increase group cohesion. We also use humor to test our compatibility with others when a deep conversation about certain topics like politics or religion would be awkward. Bringing up these topics in a lighthearted way can give us indirect information about another person’s beliefs, attitudes, and values. Based on their response to the humorous message, we can either probe further or change the subject and write it off as a poor attempt at humor (Foot & McCreddie, 2006). Using humor also draws attention to us, and the reactions that we get from others feeds into our self-concept. We also use humor to disclose information about ourselves that we might not

feel comfortable revealing in a more straightforward way. Humor can also be used to express sexual interest or to cope with bad news or bad situations.

We first start to develop an understanding of humor as children when we realize that the words we use for objects are really arbitrary and can be manipulated. This manipulation creates a distortion or incongruous moment in the reality that we had previously known. Some humor scholars believe that this early word play—for example, calling a horse a turtle and a turtle a horse—leads us to appreciate language-based humor like puns and riddles (Foot & McCreaddie, 2006). It is in the process of encoding and decoding that humor emerges. People use encoding to decide how and when to use humor, and people use decoding to make sense of humorous communication. Things can go wrong in both of those processes. I’m sure we can all relate to the experience of witnessing a poorly timed or executed joke (a problem with encoding) and of not getting a joke (a problem with decoding).



Comedians make a living by making language fun, but humor is contextual and not always easy to pull off. Gavin Golden – Comedian – CC BY-NC-ND 2.0.

Language Is Dynamic

As we already learned, language is essentially limitless. We may create a one-of-a-kind sentence combining words in new ways and never know it. Aside from the endless structural possibilities, words change meaning, and new words are created daily. In this section, we’ll learn more about the dynamic nature of language by focusing on neologisms and slang.

Neologisms

Neologisms are newly coined or used words. Newly coined words are those that were just brought into linguistic existence. Newly used words make their way into languages in several ways, including borrowing and changing structure. *Taking* is actually a more fitting descriptor than *borrowing*, since we take words but don’t really give them back. In any case, borrowing is the primary means through which languages expand. English is a good case in point, as most of its vocabulary is borrowed and doesn’t reflect the language’s Germanic origins. English has been called the “vacuum cleaner of languages” (Crystal, 2005). *Weekend* is a popular English word based on the number of languages that have borrowed it. We have borrowed many words, like *chic* from French, *karaoke* from Japanese, and *caravan* from Arabic.

Structural changes also lead to new words. Compound words are neologisms that are created by joining two already known words. *Keyboard*, *newspaper*, and *giftcard* are all compound words that were formed when new things were created or conceived. We also create new words by adding something, subtracting something, or blending them together. For example, we can add affixes, meaning a prefix or a suffix, to a word. Affixing usually alters the original meaning but doesn’t completely change it. *Ex-husband* and *kitchenette* are relatively recent examples of such changes (Crystal, 2005). New words are also formed when clipping a word like *examination*, which creates a new word, *exam*, that retains the same meaning. And last, we can form new words by blending old ones together. Words like *breakfast* and *lunch* blend letters and meaning to form a new word—*brunch*.

Existing words also change in their use and meaning. The digital age has given rise to some interesting changes in word usage. Before Facebook, the word *friend* had many meanings, but it was mostly used as a noun referring to a companion. The sentence, *I’ll friend you*, wouldn’t have made sense to many people just a few years ago because *friend* wasn’t used as a verb. *Google* went from being a proper noun referring to the company to a more general verb that refers to searching for something on the Internet

(perhaps not even using the Google search engine). Meanings can expand or contract without changing from a noun to a verb. *Gay*, an adjective for feeling happy, expanded to include *gay* as an adjective describing a person's sexual orientation. Perhaps because of the confusion that this caused, the meaning of *gay* has contracted again, as the earlier meaning is now considered archaic, meaning it is no longer in common usage.

The American Dialect Society names an overall “Word of the Year” each year and selects winners in several more specific categories. The winning words are usually new words or words that recently took on new meaning.^[2] In 2011, the overall winner was *occupy* as a result of the Occupy Wall Street movement. The word named the “most likely to succeed” was *cloud* as a result of Apple unveiling its new online space for file storage and retrieval. Although languages are dying out at an alarming rate, many languages are growing in terms of new words and expanded meanings, thanks largely to advances in technology, as can be seen in the example of *cloud*.

Slang

Slang is a great example of the dynamic nature of language. Slang refers to new or adapted words that are specific to a group, context, and/or time period; regarded as less formal; and representative of people's creative play with language. Research has shown that only about 10 percent of the slang terms that emerge over a fifteen-year period survive. Many more take their place though, as new slang words are created using inversion, reduction, or old-fashioned creativity (Allan & Burridge, 2006). Inversion is a form of word play that produces slang words like *sick*, *wicked*, and *bad* that refer to the opposite of their typical meaning. Reduction creates slang words such as *pic*, *sec*, and *later* from *picture*, *second*, and *see you later*. New slang words often represent what is edgy, current, or simply relevant to the daily lives of a group of people. Many creative examples of slang refer to illegal or socially taboo topics like sex, drinking, and drugs. It makes sense that developing an alternative way to identify drugs or talk about taboo topics could make life easier for the people who partake in such activities. Slang allows people who are in “in the know” to break the code and presents a linguistic barrier for unwanted outsiders. Taking a moment to think about the amount of slang that refers to being intoxicated on drugs or alcohol or engaging in sexual activity should generate a lengthy list.

When I first started teaching this course in the early 2000s, Cal Poly Pomona had been compiling a list of the top twenty college slang words of the year for a few years. The top slang word for 1997 was *da bomb*, which means “great, awesome, or extremely cool,” and the top word for 2001 and 2002 was *tight*, which is used as a generic positive meaning “attractive, nice, or cool.” Unfortunately, the project didn't continue, but I still enjoy seeing how the top slang words change and sometimes recycle and come back. I always end up learning some new words from my students. When I asked a class what the top college slang word should be for 2011, they suggested *deuces*, which is used when leaving as an alternative to *good-bye* and stems from another verbal/nonverbal leaving symbol—holding up two fingers for “peace” as if to say, “peace out.”

It's difficult for my students to identify the slang they use at any given moment because it is worked into our everyday language patterns and becomes very natural. Just as we learned here, new words can create a lot of buzz and become a part of common usage very quickly. The same can happen with new slang terms. Most slang words also disappear quickly, and their alternative meaning fades into obscurity. For example, you don't hear anyone using the word *macaroni* to refer to something cool or fashionable. But that's exactly what the common slang meaning of the word was at the time the song “Yankee Doodle” was written. Yankee Doodle isn't saying the feather he sticks in his cap is a small, curved pasta shell; he is saying it's cool or stylish.

“Getting Plugged In”: Is “Textese” Hurting Our Verbal Communication?

Textese, also called text-message-ese and txt talk, among other things, has been called a “new dialect” of English that mixes letters and numbers, abbreviates words, and drops vowels and punctuation to create concise words and statements. Although this “dialect” has primarily been relegated to the screens of smartphones and other text-capable devices, it has slowly been creeping into our spoken language (Huang, 2011). Some critics say textese is “destroying” language by “pillaging punctuation” and “savaging our sentences” (Humphrys, 2007). A relatively straightforward *tk*s for “thanks” or *u* for “you” has now given way to textese sentences like *IMHO U R GR8*. If you translated that into “In my humble opinion, you are great,” then you are fluent in textese. Although teachers and parents seem convinced that this type of communicating will eventually turn our language into emoticons and abbreviations, some scholars aren't. David Crystal, a well-known language expert, says that such changes to the English language aren't new and that texting can actually have positive effects. He points out that Shakespeare also abbreviated many words, played with the rules of language, and made up several thousand words, and he is not considered an abuser of language. He also cites research that found, using experimental data, that children who texted more scored higher on reading and vocabulary tests. Crystal points out that in order to play with language, you must first have some understanding of the rules of language (Huang, 2011).

1. What effects, if any, do you think textese has had on your non-text-message communication?
2. Overall do you think textese and other forms of computer-mediated communication have affected our communication? Try to identify one potential positive and negative influence that textese has had on our verbal communication.

Language Is Relational

We use verbal communication to initiate, maintain, and terminate our interpersonal relationships. The first few exchanges with a potential romantic partner or friend help us size the other person up and figure out if we want to pursue a relationship or not. We then use verbal communication to remind others how we feel about them and to check in with them—engaging in relationship maintenance through language use. When negative feelings arrive and persist, or for many other reasons, we often use verbal communication to end a relationship.

Language Can Bring Us Together

Interpersonally, verbal communication is key to bringing people together and maintaining relationships. Whether intentionally or unintentionally, our use of words like *I*, *you*, *we*, *our*, and *us* affect our relationships. “We language” includes the words *we*, *our*, and *us* and can be used to promote a feeling of inclusiveness. “I language” can be useful when expressing thoughts, needs, and feelings because it leads us to “own” our expressions and avoid the tendency to mistakenly attribute the cause of our thoughts, needs, and feelings to others. Communicating emotions using “I language” may also facilitate emotion sharing by not making our conversational partner feel at fault or defensive. For example, instead of saying, “You’re making me crazy!” you could say, “I’m starting to feel really anxious because we can’t make a decision about this.” Conversely, “you language” can lead people to become defensive and feel attacked, which could be divisive and result in feelings of interpersonal separation.



Figure: Verbal communication brings people together and helps maintain satisfying relationships. Matus Laslofi – [Talk](#) – CC BY-SA 2.0.

Aside from the specific words that we use, the frequency of communication impacts relationships. Of course, the content of what is said is important, but research shows that romantic partners who communicate frequently with each other and with mutual friends and family members experience less stress and uncertainty in their relationship and are more likely to stay together (McCornack, 2007). When frequent communication combines with supportive messages, which are messages communicated in an open, honest, and nonconfrontational way, people are sure to come together.

Moving from the interpersonal to the sociocultural level, we can see that speaking the same language can bring people together. When a person is surrounded by people who do not speak his or her native language, it can be very comforting to run into another person who speaks the same language. Even if the two people are strangers, the ease of linguistic compatibility is comforting and can quickly facilitate a social bond. We’ve already learned that language helps shape our social reality, so a common language leads to some similar perspectives. Of course, there are individual differences within a language community, but the power of shared language to unite people has led to universal language movements that advocate for one global language.

Serious attempts to create a common language, sometimes referred to as a *lingua franca* or auxiliary language, began in the 1600s as world exploration brought increased trade and Latin was no longer effective as the language of international business. Since then, hundreds of auxiliary languages have been recorded but none have achieved widespread international usage or been officially recognized as an international language (Crystal, 2005). While some such movements were primarily motivated by business and profit, others hoped to promote mutual understanding, more effective diplomacy, and peaceful coexistence. Esperanto, which means “hopeful,” is the most well-known and widely used auxiliary language that was intended to serve as a common international language. Esperanto was invented by a Polish eye doctor at the end of the 1800s and today has between one and two million fluent speakers worldwide. Many works of literature and important manuscripts like the Bible and the Qur’an have been translated into Esperanto, and many original works of literature and academic articles have been written in the language. Some countries also broadcast radio programs in Esperanto. Several barriers will have to be overcome in order for an auxiliary language like Esperanto to gain international acceptance. First, there would have to be a massive effort put into a period of simultaneous learning—otherwise it is difficult to motivate people to learn a language that is not necessary for their daily lives and that no one else speaks. Second, as we have learned, people take pride in their linguistic identity and find pleasure in playing with the rules of language, creatively inventing new words and meanings that constantly change a language. Such changes may be impossible to accommodate in an auxiliary language. Lastly, the optimism of an internationally shared language eventually gives way to realism. If a shared language really brings peaceful coexistence, how do we explain all the civil wars and other conflicts that have been fought between people who speak the same language?

As new languages are invented, many more languages are dying. Linguists and native speakers of endangered languages have also rallied around so-called dying languages to preserve them. In the United States, Cajun French in Louisiana, French Canadian in Maine, and Pennsylvania Dutch are examples of language communities that are in danger of losing the language that has united them, in some cases for hundreds of years (Dorian, 1986). Although American English is in no danger of dying soon, there have been multiple attempts to make English the official language of the United States. Sometimes the argument supporting this proposition seems to be based on the notion that a shared language will lead to more solidarity and in-group identification among the speakers. However, many of these movements are politically and ideologically motivated and actually seek to marginalize and/or expel immigrants—typically immigrants who are also people of color. The United States isn’t the only country that has debated the merits of officially recognizing only certain languages. Similar debates have been going on for many years regarding whether French, English, or both should be the official language in Quebec, Canada, and which language(s)—French, Dutch, or Flemish—should be used in what contexts in Belgium (Martin & Nakayama, 2010). In such cases, we can see that verbal communication can also divide people.

Language Can Separate Us

Whether it’s criticism, teasing, or language differences, verbal communication can also lead to feelings of separation. Language differences alone do not present insurmountable barriers. We can learn other languages with time and effort, there are other people who can translate and serve as bridges across languages, and we can also communicate quite a lot nonverbally in the absence of linguistic compatibility. People who speak the same language can intentionally use language to separate. The words *us* and *them* can be a powerful start to separation. Think of how language played a role in segregation in the United States as the notion of “separate but equal” was upheld by the Supreme Court and how apartheid affected South Africa as limits, based on finances and education, were placed on the black majority’s rights to vote. Symbols, both words and images, were a very important part of Hitler’s rise to power in the 1930s and ’40s in Europe. Various combinations of colored stars, triangles, letters, and other symbols were sewn onto the clothing or uniforms of people persecuted by the Nazis in order to classify them. People were labeled and reduced to certain characteristics rather than seen as complete humans, which facilitated the Nazis’ oppression, violence, and killing (Holocaust and Human Rights Education Center, 2012).

At the interpersonal level, unsupportive messages can make others respond defensively, which can lead to feelings of separation and actual separation or dissolution of a relationship. It’s impossible to be supportive in our communication all the time, but consistently unsupportive messages can hurt others’ self-esteem, escalate conflict, and lead to defensiveness. People who regularly use unsupportive messages may create a toxic win/lose climate in a relationship. Six verbal tactics that can lead to feelings of defensiveness and separation are global labels, sarcasm, dragging up the past, negative comparisons, judgmental “you” messages, and threats (McKay, Davis & Fanning, 1995).

Common Types of Unsupportive Messages

1. **Global labels.** “You’re a liar.” Labeling someone irresponsible, untrustworthy, selfish, or lazy calls his or her whole identity as a person into question. Such sweeping judgments and generalizations are sure to only escalate a negative situation.

2. **Sarcasm.** “No, you didn’t miss anything in class on Wednesday. We just sat here and looked at each other.” Even though sarcasm is often disguised as humor, it usually represents passive-aggressive behavior through which a person indirectly communicates negative feelings.
3. **Dragging up the past.** “I should have known not to trust you when you never paid me back that \$100 I let you borrow.” Bringing up negative past experiences is a tactic used by people when they don’t want to discuss a current situation. Sometimes people have built up negative feelings that are suddenly let out by a seemingly small thing in the moment.
4. **Negative comparisons.** “Jade graduated from college without any credit card debt. I guess you’re just not as responsible as her.” Holding a person up to the supposed standards or characteristics of another person can lead to feelings of inferiority and resentment. Parents and teachers may unfairly compare children to their siblings.
5. **Judgmental “you” messages.** “You’re never going to be able to hold down a job.” Accusatory messages are usually generalized overstatements about another person that go beyond labeling but still do not describe specific behavior in a productive way.
6. **Threats.** “If you don’t stop texting back and forth with your ex, both of you are going to regret it.” Threatening someone with violence or some other negative consequence usually signals the end of productive communication. Aside from the potential legal consequences, threats usually overcompensate for a person’s insecurity.

Key Takeaways

- Language helps us express observations (reports on sensory information), thoughts (conclusions and judgments based on observations or ideas), feelings, and needs.
- Language is powerful in that it expresses our identities through labels used by and on us, affects our credibility based on how we support our ideas, serves as a means of control, and performs actions when spoken by certain people in certain contexts.
- The productivity and limitlessness of language creates the possibility for countless word games and humorous uses of language.
- Language is dynamic, meaning it is always changing through the addition of neologisms, new words or old words with new meaning, and the creation of slang.
- Language is relational and can be used to bring people together through a shared reality but can separate people through unsupportive and divisive messages.

Exercises

1. Based on what you are doing and how you are feeling at this moment, write one of each of the four types of expressions—an observation, a thought, a feeling, and a need.
2. Getting integrated: A key function of verbal communication is expressing our identities. Identify labels or other words that are important for your identity in each of the following contexts: academic, professional, personal, and civic. (Examples include *honors student* for academic, *trainee* for professional, *girlfriend* for personal, and *independent* for civic.)
3. Review the types of unsupportive messages discussed earlier. Which of them do you think has the potential to separate people the most? Why? Which one do you have the most difficulty avoiding (directing toward others)? Why?

References

- Abram, D., *Spell of the Sensuous* (New York, NY: Vintage Books, 1997), 89.
- Allan, K. and Kate Burridge, *Forbidden Words: Taboo and the Censoring of Language* (Cambridge: Cambridge University Press, 2006), 69–71.
- Brown, G., “Explaining,” in *The Handbook of Communication Skills*, ed. Owen Hargie (New York, NY: Routledge, 2006), 220.
- Crystal, D., *How Language Works: How Babies Babble, Words Change Meaning, and Languages Live or Die* (Woodstock, NY: Overlook Press, 2005), 277.
- Dorian, N. C., “Abrupt Transmission Failure in Obsolescing Languages: How Sudden the ‘Tip’ to the Dominant Language in Communities and Families?” *Proceedings of the Twelfth Annual Meeting of the Berkeley Linguistics Society* (1986): 72.
- Foot, H. and May McCreddie, “Humour and Laughter,” in *The Handbook of Communication Skills*, ed. Owen Hargie (New York, NY: Routledge, 2006), 295.
- Hargie, O. *Skilled Interpersonal Interaction: Research, Theory, and Practice* (London: Routledge, 2011), 166.
- Hayakawa, S. I. and Alan R. Hayakawa, *Language in Thought and Action*, 5th ed. (San Diego, CA: Harcourt Brace, 1990), 67.

Holocaust and Human Rights Education Center, “Lesson 4: 1939–1942, Persecution and Segregation,” accessed June 9, 2012, www.holocausteducationctr.org.culum&category=testimony.

Huang, L., “Technology: Textese May Be the Death of English,” *Newsweek*, August 2011, 8.

Humphrys, J., “I h8 txt msgs: How Texting Is Wrecking Our Language,” *Daily Mail*, September 24, 2007, accessed June 7, 2012, <http://www.dailymail.co.uk/news/article-483511/I-h8-txt-msgs-How-texting-wrecking-language.html?printingPage=true>.

Martin, J. N. and Thomas K. Nakayama, *Intercultural Communication in Contexts*, 5th ed. (Boston, MA: McGraw-Hill, 2010), 251–52.

McCornack, S., *Reflect and Relate: An Introduction to Interpersonal Communication* (Boston, MA: Bedford/St Martin’s, 2007), 237.

McKay, M., Martha Davis, and Patrick Fanning, *Messages: Communication Skills Book*, 2nd ed. (Oakland, CA: New Harbinger Publications, 1995), 34–36.

-
1. “Neil/Fred’s Gigantic List of Palindromes,” accessed June 7, 2012, <http://www.derf.net/palindromes/old.palindrome.html>. ←
 2. “All of the Words of the Year 1990 to Present,” American Dialect Society, accessed June 7, 2012, <http://www.americandialect.org/woty/all-of-the-words-of-the-year-1990-to-present>. ←
-

This page titled [3.2: Functions of Language](#) is shared under a [CC BY-NC-SA 3.0](#) license and was authored, remixed, and/or curated by [Anonymous](#) via [source content](#) that was edited to the style and standards of the LibreTexts platform; a detailed edit history is available upon request.

3.3: Using Words Well

Learning Objectives

- Discuss how the process of abstraction and the creation of whole messages relate to language clarity.
- Employ figurative and evocative language.
- Identify strategies for using language ethically.

Have you ever gotten lost because someone gave you directions that didn't make sense to you? Have you ever puzzled over the instructions for how to put something like a bookshelf or grill together? When people don't use words well, there are consequences that range from mild annoyance to legal actions. When people do use words well, they can be inspiring and make us better people. In this section, we will learn how to use words well by using words clearly, using words affectively, and using words ethically.

Using Words Clearly

The level of clarity with which we speak varies depending on whom we talk to, the situation we're in, and our own intentions and motives. We sometimes make a deliberate effort to speak as clearly as possible. We can indicate this concern for clarity nonverbally by slowing our rate and increasing our volume or verbally by saying, "Frankly..." or "Let me be clear..." Sometimes it can be difficult to speak clearly—for example, when we are speaking about something with which we are unfamiliar. Emotions and distractions can also interfere with our clarity. Being aware of the varying levels of abstraction within language can help us create clearer and more "whole" messages.

Level of Abstraction

The ladder of abstraction is a model used to illustrate how language can range from concrete to abstract. As we follow a concept up the ladder of abstraction, more and more of the "essence" of the original object is lost or left out, which leaves more room for interpretation, which can lead to misunderstanding. This process of abstracting, of leaving things out, allows us to communicate more effectively because it serves as a shorthand that keeps us from having a completely unmanageable language filled with millions of words—each referring to one specific thing (Hayakawa & Hayakawa, 1990). But it requires us to use context and often other words to generate shared meaning. Some words are more directly related to a concept or idea than others. If I asked you to go take a picture of a book, you could do that. If I asked you to go and take a picture of "work," you couldn't because *work* is an abstract word that was developed to refer to any number of possibilities from the act of writing a book, to repairing an air conditioner, to fertilizing an organic garden. You could take a picture of any of those things, but you can't take a picture of "work."



Figure 3.2 Ladder of Abstraction Source: Adapted from S. I. Hayakawa and Alan R. Hayakawa, *Language in Thought and Action*, 5th ed. (San Diego, CA: Harcourt Brace, 1990), 85.

You can see the semanticist S. I. Hayakawa’s classic example of the abstraction ladder with “Bessie the cow” in Figure 3.2 “Ladder of Abstraction” (Hayakawa & Hayakawa, 1990). At the lowest level, we have something that is very concrete. At this level we are actually in the moment of experiencing the stimuli that is coming in through our senses. We perceive the actual “thing,” which is the “cow” in front of us (either in person or as an image). This is concrete, because it is unmediated, meaning it is actually the moment of experience. As we move up a level, we give the experience a name—we are looking at “Bessie.” So now, instead of the direct experience with the “thing” in front of us, we have given the thing a name, which takes us one step away from the direct experience to the use of a more abstract symbol. Now we can talk and think about Bessie even when we aren’t directly experiencing her. At the next level, the word *cow* now lumps Bessie in with other bovine creatures that share similar characteristics. As we go on up the ladder, *cow* becomes *livestock*, *livestock* becomes an *asset*, and then an *asset* becomes *wealth*. Note that it becomes increasingly difficult to define the meaning of the symbol as we go up the ladder and how with each step we lose more of the characteristics of the original concrete experience.

When shared referents are important, we should try to use language that is lower on the ladder of abstraction. Being intentionally concrete is useful when giving directions, for example, and can help prevent misunderstanding. We sometimes intentionally use abstract language. Since abstract language is often unclear or vague, we can use it as a means of testing out a potential topic (like asking a favor), offering negative feedback indirectly (to avoid hurting someone’s feelings or to hint), or avoiding the specifics of a topic.

Definitions and Clarity

Knowing more about the role that abstraction plays in the generation of meaning can help us better describe and define the words we use. As we learned earlier, denotative definitions are those found in the dictionary—the official or agreed-on definition. Since definitions are composed of other words, people who compile dictionaries take for granted that there is a certain amount of familiarity with the words they use to define another word—otherwise we would just be going in circles. One challenge we face when defining words is our tendency to go up the ladder of abstraction rather than down (Hayakawa & Hayakawa, 1990). For example, if I asked you to define the word *blue*, you’d likely say it’s a color. If I asked you what a color is, you’d tell me it’s a tint or characteristic of the appearance of a particular thing. To define more clearly, by going down the ladder of abstraction, you could say, “It’s the color of Frank Sinatra’s eyes,” or “It’s what the sky looks like on a clear day.” People often come to understanding more quickly when a definition is descriptive and/or ties into their personal experiences. Definitions aren’t useless, but they are

usually best when paired with examples. You'll notice that I include many key terms and definitions in this book, but knowing some of the challenges of generating meaning through language, I also include many examples and narratives that come from real life. Jargon refers to specialized words used by a certain group or profession. Since jargon is specialized, it is often difficult to relate to a diverse audience and should therefore be limited when speaking to people from outside the group—or at least be clearly defined when it is used.

Creating Whole Messages

Earlier we learned about the four types of expressions, which are observations, thoughts, feelings, and needs. Whole messages include all the relevant types of expressions needed to most effectively communicate in a given situation, including what you see, what you think, what you feel, and what you need (McKay, Davis, & Fanning, 1995). Partial messages are missing a relevant type of expression and can lead to misunderstanding and conflict. Whole messages help keep lines of communication open, which can help build solid relationships. On the other hand, people can often figure out a message is partial even if they can't readily identify what is left out. For example, if Roscoe says to Rachel, "I don't trust Bob anymore," Rachel may be turned off or angered by Roscoe's conclusion (an expression of thought) about their mutual friend. However, if Roscoe recounted his observation of Bob's behavior, how that behavior made him feel, and what he needs from Rachel in this situation, she will be better able to respond.

While partial messages lack relevant expressions needed to clearly communicate, contaminated messages include mixed or misleading expressions (McKay, Davis, & Fanning, 1995). For example, if Alyssa says to her college-aged daughter, "It looks like you wasted another semester," she has contaminated observations, feelings, and thoughts. Although the message appears to be an observation, there are underlying messages that are better brought to the surface. To decontaminate her message, and make it more whole and less alienating, Alyssa could more clearly express herself by saying, "Your dad and I talked, and he said you told him you failed your sociology class and are thinking about changing your major" (observation). "I think you're hurting your chances of graduating on time and getting started on your career" (thought). "I feel anxious because you and I are both taking out loans to pay for your education" (feeling).

Messages in which needs are contaminated with observations or feelings can be confusing. For example, if Shea says to Duste, "You're so lucky that you don't have to worry about losing your scholarship over this stupid biology final," it seems like he's expressing an observation, but it's really a thought, with an underlying feeling and need. To make the message more whole, Shea could bring the need and feeling to the surface: "I noticed you did really well on the last exam in our biology class" (observation). "I'm really stressed about the exam next week and the possibility of losing my scholarship if I fail it" (feeling). "Would you be willing to put together a study group with me?" (need). More clarity in language is important, but as we already know, communication isn't just about exchanging information—the words we use also influence our emotions and relationships.

Using Words Affectively

Affective language refers to language used to express a person's feelings and create similar feelings in another person (Hayakawa & Hayakawa, 1990). Affective language can be intentionally used in relational contexts to create or enhance interpersonal bonds and can also be effectively employed in public speaking to engage an audience and motivate them in particular ways. We also use affective language spontaneously and less intentionally. People who "speak from the heart" connect well with others due to the affective nature of their words. Sometimes people become so filled with emotion that they have to express it, and these exclamations usually arouse emotions in others. Hearing someone exclaim, "I'm so happy!" can evoke similar feelings of joy, while hearing someone exclaim, "Why me!?" while sobbing conjures up similar feelings of sadness and frustration. There are also specific linguistic devices that facilitate affective communication.



Figure: Affective language expresses a person's feelings and creates similar feelings in another person. Marcia Furman – [spoken](#) – CC BY-NC-ND 2.0.

Figurative Language

When people say something is a “figure of speech,” they are referring to a word or phrase that deviates from expectations in some way in meaning or usage (Yaguello, 1998). Figurative language is the result of breaking semantic rules, but in a way that typically enhances meaning or understanding rather than diminishes it. To understand figurative language, a person has to be familiar with the semantic rules of a language and also with social norms and patterns within a cultural and/or language group, which makes it difficult for nonnative speakers to grasp. Figurative language has the ability to convey much meaning in fewer words, because some of the meaning lies in the context of usage (what a listener can imply by the deviation from semantic norms) and in the listener (how the listener makes meaning by connecting the figurative language to his or her personal experience). Some examples of figurative speech include simile, metaphor, and personification.

A simile is a direct comparison of two things using the words *like* or *as*. Similes can be very explicit for the purpose of conveying a specific meaning and can help increase clarity and lead people to personally connect to a meaning since they have to visualize the comparison in their mind. For example, Forrest Gump's famous simile, “Life is like a box of chocolates. You never know what you're gonna get,” conjures up feelings of uncertainty and excitement. More direct similes like “I slept like a baby” and “That bread was hard as a rock” do not necessarily stir the imagination but still offer an alternative way of expressing something.

A metaphor is an implicit comparison of two things that are not alike and/or are not typically associated. They become meaningful as people realize the speaker's purpose for relating the two seemingly disparate ideas. Metaphors are figurative devices that can make our writing and speaking richer, but they require a person to balance creative associations among ideas with the common rules of the language if people are expected to figure out the meaning behind the association. A speaker must have the linguistic knowledge and insight to realize when a nonliteral use of words or ideas will be more meaningful than a literal and conventional use of those words. Metaphors challenge the imagination, which can cause each person to make sense of the metaphor in his or her own way (Olbricht, 1968).

In 1946, just after World War II ended, Winston Churchill stated the following in a speech: “An iron curtain has descended across the continent of Europe.” Even though people knew there was no literal heavy metal curtain that had been lowered over Europe, the concepts of iron being strong and impenetrable and curtains being a divider combined to create a stirring and powerful image of a continent divided by the dark events of the previous years (Carpenter, 1999). Some communication scholars argue that metaphors serve a much larger purpose and function to structure our human thought processes (Lakoff & Johnson, 1980). The metaphor “time is money” doesn't just represent an imaginative connection; it shapes our social realities. We engage in specific actions that “save time,” “spend time,” or “waste time” because we have been socialized to see time as a resource.

Many metaphors spring from our everyday experiences. For example, many objects have been implicitly compared to human body parts; for example, we say a clock has hands and a face. Personification refers to the attribution of human qualities or characteristics of other living things to nonhuman objects or abstract concepts. This can be useful when trying to make something abstract more concrete and can create a sense of urgency or “realness” out of something that is hard for people to conceive. Personification has been used successfully in public awareness campaigns because it allows people to identify with something they think might not be relevant to them, as you can see in the following examples: “Human papillomavirus (HPV) is a sleeping enemy

that lives in many people and will one day wake up and demand your attention if you do not address it now.” “Crystal meth is a stalking your children whether you see it or not. You never know where it’s hiding.”

Evocative Language

Vivid language captures people’s attention and their imagination by conveying emotions and action. Think of the array of mental images that a poem or a well-told story from a friend can conjure up. Evocative language can also lead us to have physical reactions. Words like *shiver* and *heartbroken* can lead people to remember previous physical sensations related to the word. As a speaker, there may be times when evoking a positive or negative reaction could be beneficial. Evoking a sense of calm could help you talk a friend through troubling health news. Evoking a sense of agitation and anger could help you motivate an audience to action. When we are conversing with a friend or speaking to an audience, we are primarily engaging others’ visual and auditory senses. Evocative language can help your conversational partner or audience members feel, smell, or taste something as well as hear it and see it. Good writers know how to use words effectively and affectively. A well-written story, whether it is a book or screenplay, will contain all the previous elements. The rich fantasy worlds conceived in *Star Trek*, *The Lord of the Rings*, *Twilight*, and *Harry Potter* show the power of figurative and evocative language to capture our attention and our imagination.

Some words are so evocative that their usage violates the social norms of appropriate conversations. Although we could use such words to intentionally shock people, we can also use euphemisms, or less evocative synonyms for or indirect references to words or ideas that are deemed inappropriate to discuss directly. We have many euphemisms for things like excretory acts, sex, and death (Allan & Burridge, 2006). While euphemisms can be socially useful and creative, they can also lead to misunderstanding and problems in cases where more direct communication is warranted despite social conventions.

“Getting Competent”: Using Words Well

This chapter discusses several playful, creative, and engaging aspects of verbal communication. Employing language in an engaging way requires some effort for most people in terms of learning the rules of a language system, practicing, and expanding your vocabulary and expressive repertoire. Only milliseconds pass before a thought is verbalized and “out there” in the world. Since we’ve already learned that we have to be accountable for the short- and long-term effects of our communication, we know being able to monitor our verbal communication and follow the old adage to “think before we speak” is an asset. Using language for effect is difficult, but it can make your speech unique whether it is in a conversation or in front of a larger audience. Aside from communicating ideas, speech also leaves lasting impressions. The following are some tips for using words well that can apply to various settings but may be particularly useful in situations where one person is trying to engage the attention of an audience.

- Use concrete words to make new concepts or ideas relevant to the experience of your listeners.
 - Use an appropriate level of vocabulary. It is usually obvious when people are trying to speak at a level that is out of their comfort zone, which can hurt credibility.
 - Avoid public speeches that are too rigid and unnatural. Even though public speaking is more formal than conversation, it is usually OK to use contractions and personal pronouns. Not doing so would make the speech awkward and difficult to deliver since it is not a typical way of speaking.
 - Avoid “bloating” your language by using unnecessary words. Don’t say “it is ever apparent” when you can just say “it’s clear.”
 - Use vivid words to paint mental images for your listeners. Take them to places outside of the immediate setting through rich description.
 - Use repetition to emphasize key ideas.
 - When giving a formal speech that you have time to prepare for, record your speech and listen to your words. Have your outline with you and take note of areas that seem too bland, bloated, or confusing and then edit them before you deliver the speech.
1. What are some areas of verbal communication that you can do well on? What are some areas of verbal communication that you could improve?
 2. Think of a time when a speaker’s use of language left a positive impression on you. What concepts from this chapter can you apply to their verbal communication to help explain why it was so positive?
 3. Think of a time when a speaker’s use of language left a negative impression on you. What concepts from this chapter can you apply to their verbal communication to help explain why it was so negative?

Using Words Ethically

We learned in Chapter 1 “Introduction to Communication Studies” that communication is irreversible. We also learned that, among other things, the National Communication Association’s “Credo for Ethical Communication” states that we should be accountable for the long- and short-term effects of our communication (National Communication Association, 2012). The way we talk, the words we choose to use, and the actions we take after we are done speaking are all important aspects of communication ethics. Earlier we learned that language is performative, meaning that it can exceed the exchange of information and actually perform certain actions. Knowing that language can have real effects for people increases our need to be aware of the ethical implications of what we say. Hate speech and bias are important aspects of communication ethics that will be discussed more in Section 3.4 “Language, Society, and Culture” on language and culture. In this section, we will focus on civility and accountability.

Civility

Our strong emotions regarding our own beliefs, attitudes, and values can sometimes lead to incivility in our verbal communication. Incivility occurs when a person deviates from established social norms and can take many forms, including insults, bragging, bullying, gossiping, swearing, deception, and defensiveness, among others (Miller, 2001). Some people lament that we live in a time when civility is diminishing, but since standards and expectations for what is considered civil communication have changed over time, this isn’t the only time such claims have been made (Miller, 2001). As individualism and affluence have increased in many societies, so have the number of idiosyncratic identities that people feel they have the right to express. These increases could contribute to the impression that society is becoming less civil, when in fact it is just becoming different. As we learned in our section on perception and personality, we tend to assume other people are like us, and we may be disappointed or offended when we realize they are not. Cultural changes have probably contributed to making people less willing to engage in self-restraint, which again would be seen as uncivil by people who prefer a more restrained and self-controlled expression (Miller, 2001).

Some journalists, media commentators, and scholars have argued that the “flaming” that happens on comment sections of websites and blogs is a type of verbal incivility that presents a threat to our democracy (Brooks & Greer, 2007). Other scholars of communication and democracy have not as readily labeled such communication “uncivil” (Cammaerts, 2009). It has long been argued that civility is important for the functioning and growth of a democracy (Kingwell, 1995). But in the new digital age of democracy where technologies like Twitter and Facebook have started democratic revolutions, some argue that the Internet and other new media have opened spaces in which people can engage in cyberactivism and express marginal viewpoints that may otherwise not be heard (Dahlberg, 2007). In any case, researchers have identified several aspects of language use online that are typically viewed as negative: name-calling, character assassination, and the use of obscene language (Sobieraj & Berry, 2011). So what contributes to such uncivil behavior—online and offline? The following are some common individual and situational influences that may lead to breaches of civility (Miller, 2001):

- **Individual differences.** Some people differ in their interpretations of civility in various settings, and some people have personality traits that may lead to actions deemed uncivil on a more regular basis.
- **Ignorance.** In some cases, especially in novel situations involving uncertainty, people may not know what social norms and expectations are.
- **Lack of skill.** Even when we know how to behave, we may not be able to do it. Such frustrations may lead a person to revert to undesirable behavior such as engaging in personal attacks during a conflict because they don’t know what else to do.
- **Lapse of control.** Self-control is not an unlimited resource. Even when people know how to behave and have the skill to respond to a situation appropriately, they may not do so. Even people who are careful to monitor their behavior have occasional slipups.
- **Negative intent.** Some people, in an attempt to break with conformity or challenge societal norms, or for self-benefit (publicly embarrassing someone in order to look cool or edgy), are openly uncivil. Such behavior can also result from mental or psychological stresses or illnesses.

Polarizing Language

Philosophers of language have long noted our tendency to verbally represent the world in very narrow ways when we feel threatened (Hayakawa & Hayakawa, 1990). This misrepresents reality and closes off dialogue. Although in our everyday talk we describe things in nuanced and measured ways, quarrels and controversies often narrow our vision, which is reflected in our vocabulary. In order to maintain a civil discourse in which people interact ethically and competently, it has been suggested that we keep an open mind and an open vocabulary.

One feature of communicative incivility is polarizing language, which refers to language that presents people, ideas, or situations as polar opposites. Such language exaggerates differences and overgeneralizes. Things aren't simply black or white, right or wrong, or good or bad. Being able to only see two values and clearly accepting one and rejecting another doesn't indicate sophisticated or critical thinking. We don't have to accept every viewpoint as right and valid, and we can still hold strongly to our own beliefs and defend them without ignoring other possibilities or rejecting or alienating others. A citizen who says, "All cops are corrupt," is just as wrong as the cop who says, "All drug users are scum." In avoiding polarizing language we keep a more open mind, which may lead us to learn something new. A citizen may have a personal story about a negative encounter with a police officer that could enlighten us on his or her perspective, but the statement also falsely overgeneralizes that experience. Avoiding polarizing language can help us avoid polarized thinking, and the new information we learn may allow us to better understand and advocate for our position. Avoiding sweeping generalizations allows us to speak more clearly and hopefully avoid defensive reactions from others that result from such blanket statements.

Swearing

Scholars have identified two main types of swearing: **social swearing** and **annoyance swearing** (Baruch & Jenkins, 2007). People engage in social swearing to create social bonds or for impression management (to seem cool or attractive). This type of swearing is typically viewed as male dominated, but some research studies have shown that the differences in frequency and use of swearing by men and women aren't as vast as perceived. Nevertheless, there is generally more of a social taboo against women swearing than men, but as you already know, communication is contextual. Annoyance swearing provides a sense of relief, as people use it to manage stress and tension, which can be a preferred alternative to physical aggression. In some cases, swearing can be cathartic, allowing a person to release emotions that might otherwise lead to more aggressive or violent actions.

In the past few decades, the amount of profanity used in regular conversations and on television shows and movies has increased. This rise has been connected to a variety of factors, including increasing social informality since the 1960s and a decrease in the centrality of traditional/conservative religious views in many Western cultures (Baruch & Jenkins, 2007). As a result of these changes, the shock value that swearing once had is lessening, and this desensitization has contributed to its spread. You have probably even noticed in your lifetime that the amount of swearing on television has increased, and in June of 2012 the Supreme Court stripped the Federal Communications Commission of some of its authority to fine broadcasters for obscenities (Liptak, 2012). There has also been a reaction, or backlash, to this spread, which is most publicly evidenced by the website, book, and other materials produced by the Cuss Control Academy (www.cusscontrol.com) (O'Connor, 2012). Although swearing is often viewed as negative and uncivil, some scholars argue for its positive effects (Baruch & Jenkins, 2007). Specifically, swearing can help people to better express their feelings and to develop social bonds. In fact, swearing is typically associated more with the emotional part of the brain than the verbal part of the brain, as evidenced by people who suffer trauma to the verbal part of their brain and lose all other language function but are still able to swear (Allan & Burridge, 2006).

Accountability

The complexity of our verbal language system allows us to present inferences as facts and mask judgments within seemingly objective or oblique language. As an ethical speaker and a critical listener, it is important to be able to distinguish between facts, inferences, and judgments (Hayakawa & Hayakawa, 1990). Inferences are conclusions based on thoughts or speculation, but not direct observation. Facts are conclusions based on direct observation or group consensus. Judgments are expressions of approval or disapproval that are subjective and not verifiable.

Linguists have noted that a frequent source of miscommunication is inference-observation confusion, or the misperception of an inference (conclusion based on limited information) as an observation (an observed or agreed-on fact) (Haney, 1992). We can see the possibility for such confusion in the following example: If a student posts on a professor-rating site the statement "This professor grades unfairly and plays favorites," then they are presenting an inference and a judgment that could easily be interpreted as a fact. Using some of the strategies discussed earlier for speaking clearly can help present information in a more ethical way—for example, by using concrete and descriptive language and owning emotions and thoughts through the use of "I language." To help clarify the message and be more accountable, the student could say, "I worked for three days straight on my final paper and only got a C," which we will assume is a statement of fact. This could then be followed up with "But my friend told me she only worked on hers the day before it was due and she got an A. I think that's unfair and I feel like my efforts aren't recognized by the professor." Of the last two statements, the first states what may be a fact (note, however, that the information is secondhand rather than directly observed) and the second states an inferred conclusion and expresses an owned thought and feeling. Sometimes people don't want to mark their statements as inferences because they want to believe them as facts. In this case, the student may

have attributed her grade to the professor's "unfairness" to cover up or avoid thoughts that her friend may be a better student in this subject area, a better writer, or a better student in general. Distinguishing between facts, inferences, and judgments, however, allows your listeners to better understand your message and judge the merits of it, which makes us more accountable and therefore more ethical speakers.

Key Takeaways

- The symbolic nature of language means that misunderstanding can easily occur when words and their definitions are abstract (far removed from the object or idea to which the symbol refers). The creation of whole messages, which contain relevant observations, thoughts, feelings, and needs, can help reduce misunderstandings.
- Affective language refers to language used to express a person's feelings and create similar feelings in another person. Metaphor, simile, personification, and vivid language can evoke emotions in speaker and listener.
- Incivility occurs when people deviate from accepted social norms for communication and behavior and manifests in swearing and polarized language that casts people and ideas as opposites. People can reduce incivility by being more accountable for the short- and long-term effects of their communication.

Exercises

1. Following the example in the ladder of abstraction, take a common word referring to an object (like *bicycle* or *smartphone*) and write its meaning, in your own words, at each step from most concrete to most abstract. Discuss how the meaning changes as the word/idea becomes more abstract and how the word becomes more difficult to define.
2. Decontaminate the following messages by rewriting them in a way that makes them whole (separate out each type of relevant expression). You can fill in details if needed to make your expressions more meaningful.
 - "I feel like you can't ever take me seriously."
 - "It looks like you've ruined another perfectly good relationship."
3. Find a famous speech (for example, at <http://www.americanrhetoric.com>) and identify components of figurative language. How do these elements add to the meaning of the speech?
4. Getting integrated: Review the section on using words ethically. Identify a situation in which language could be used unethically in each of the following contexts: academic, professional, personal, and civic. Specifically tie your example to civility, polarizing language, swearing, or accountability.

References

- Allan, K. and Kate Burridge, *Forbidden Words: Taboo and the Censoring of Language* (Cambridge: Cambridge University Press, 2006), 31–34.
- Baruch, Y. and Stuart Jenkins, "Swearing at Work and Permissive Leadership Culture: When Anti-social Becomes Social and Incivility Is Acceptable," *Leadership and Organization Development Journal* 28, no. 6 (2007): 495–96.
- Brooks, D. J. and John G. Greer, "Beyond Negativity: The Effects of Incivility on the Electorate," *American Journal of Political Science* 51, no. 1 (2007): 1–16.
- Cammaerts, B., "Radical Pluralism and Free Speech in Online Public Spaces: The Case of North Belgian Extreme Right Discourses," *International Journal of Cultural Studies* 12, no. 6 (2009): 555–75.
- Carpenter, R. H., *Choosing Powerful Words: Eloquence That Works* (Needham Heights, MA: Allyn and Bacon, 1999), 84.
- Dahlberg, L., "Rethinking the Fragmentation of the Cyberpublic: From Consensus to Contestation," *New Media & Society* 9, no. 5 (2007): 827–47.
- Haney, W. V., *Communication and Interpersonal Relations*, 6th ed. (Homewood, IL: Irwin, 1992), 236–37.
- Hayakawa, S. I. and Alan R. Hayakawa, *Language in Thought and Action*, 5th ed. (San Diego, CA: Harcourt Brace, 1990), 85–86.
- Kingwell, M., *A Civil Tongue: Justice, Dialogue, and the Politics of Pluralism* (University Park, PA: Pennsylvania State University Press, 1995).
- Lakoff, G. and Mark Johnson, *Metaphors We Live By* (Chicago, IL: University of Chicago Press, 1980), 6.
- Liptak, A., "Supreme Court Rejects F.C.C. Fines for Indecency," *NYTimes.com*, June 21, 2012, accessed September 20, 2012, http://www.nytimes.com/2012/06/22/business/media/justices-reject-indecency-fines-on-narrow-grounds.html?_r=0.

McKay, M., Martha Davis, and Patrick Fanning, *Messages: Communication Skills Book*, 2nd ed. (Oakland, CA: New Harbinger Publications, 1995), 30–40.

Miller, R. S., “Breaches of Propriety,” in *Behaving Badly: Aversive Behaviors in Interpersonal Relationships*, ed. Robin M. Kowalski (Washington, DC: American Psychological Association, 2001), 42.

National Communication Association, “NCA Credo for Ethical Communication,” accessed May 18, 2012, <http://natcom.org/Tertiary.aspx?id=2119&terms=ethical%20credo>.

O’Connor, J.V., “Cuss Control Academy,” accessed June 7, 2012, www.cusscontrol.com.

Olbricht, T. H., *Informative Speaking* (Glenview, IL: Scott, Foresman, 1968), 81.

Sobieraj, S. and Jeffrey Berry, “From Incivility to Outrage: Political Discourse in Blogs, Talk Radio, and Cable News,” *Political Communication* 28 (2011): 19–41.

Yaguello, M., *Language through the Looking Glass: Exploring Language and Linguistics* (New York, NY: Oxford University Press, 1998), 130.

This page titled [3.3: Using Words Well](#) is shared under a [CC BY-NC-SA 3.0](#) license and was authored, remixed, and/or curated by [Anonymous](#) via [source content](#) that was edited to the style and standards of the LibreTexts platform; a detailed edit history is available upon request.

3.4: Language, Society, and Culture

Learning Objectives

- Discuss some of the social norms that guide conversational interaction.
- Identify some of the ways in which language varies based on cultural context.
- Explain the role that accommodation and code-switching play in communication.
- Discuss cultural bias in relation to specific cultural identities.

Society and culture influence the words that we speak, and the words that we speak influence society and culture. Such a cyclical relationship can be difficult to understand, but many of the examples throughout this chapter and examples from our own lives help illustrate this point. One of the best ways to learn about society, culture, and language is to seek out opportunities to go beyond our typical comfort zones. Studying abroad, for example, brings many challenges that can turn into valuable lessons. The following example of such a lesson comes from my friend who studied abroad in Vienna, Austria.

Although English used to employ formal (*thou, thee*) and informal pronouns (*you*), today *you* can be used when speaking to a professor, a parent, or a casual acquaintance. Other languages still have social norms and rules about who is to be referred to informally and formally. My friend, as was typical in the German language, referred to his professor with the formal pronoun *Sie* but used the informal pronoun *Du* with his fellow students since they were peers. When the professor invited some of the American exchange students to dinner, they didn't know they were about to participate in a cultural ritual that would change the way they spoke to their professor from that night on. Their professor informed them that they were going to *duzen*, which meant they were going to now be able to refer to her with the informal pronoun—an honor and sign of closeness for the American students. As they went around the table, each student introduced himself or herself to the professor using the formal pronoun, locked arms with her and drank (similar to the champagne toast ritual at some wedding ceremonies), and reintroduced himself or herself using the informal pronoun. For the rest of the semester, the American students still respectfully referred to the professor with her title, which translated to “Mrs. Doctor,” but used informal pronouns, even in class, while the other students not included in the ceremony had to continue using the formal. Given that we do not use formal and informal pronouns in English anymore, there is no equivalent ritual to the German *duzen*, but as we will learn next, there are many rituals in English that may be just as foreign to someone else.

Language and Social Context

We arrive at meaning through conversational interaction, which follows many social norms and rules. As we've already learned, rules are explicitly stated conventions (“Look at me when I'm talking to you.”) and norms are implicit (saying you've got to leave before you actually do to politely initiate the end to a conversation). To help conversations function meaningfully, we have learned social norms and internalized them to such an extent that we do not often consciously enact them. Instead, we rely on routines and roles (as determined by social forces) to help us proceed with verbal interaction, which also helps determine how a conversation will unfold. Our various social roles influence meaning and how we speak. For example, a person may say, “As a longtime member of this community...” or “As a first-generation college student...” Such statements cue others into the personal and social context from which we are speaking, which helps them better interpret our meaning.

One social norm that structures our communication is turn taking. People need to feel like they are contributing something to an interaction, so turn taking is a central part of how conversations play out (Crystal, 2005). Although we sometimes talk at the same time as others or interrupt them, there are numerous verbal and nonverbal cues, almost like a dance, that are exchanged between speakers that let people know when their turn will begin or end. Conversations do not always neatly progress from beginning to end with shared understanding along the way. There is a back and forth that is often verbally managed through rephrasing (“Let me try that again,”) and clarification (“Does that make sense?”) (Crystal, 2005)

We also have certain units of speech that facilitate turn taking. Adjacency pairs are related communication structures that come one after the other (adjacent to each other) in an interaction (Crystal, 2005). For example, questions are followed by answers, greetings are followed by responses, compliments are followed by a thank you, and informative comments are followed by an acknowledgment. These are the skeletal components that make up our verbal interactions, and they are largely social in that they facilitate our interactions. When these sequences don't work out, confusion, miscommunication, or frustration may result, as you can see in the following sequences:

Travis:

“How are you?”

Wanda:

“Did someone tell you I’m sick?”

Darrell:

“I just wanted to let you know the meeting has been moved to three o’clock.”

Leigh:

“I had cake for breakfast this morning.”

Some conversational elements are highly scripted or ritualized, especially the beginning and end of an exchange and topic changes (Crystal, 2005). Conversations often begin with a standard greeting and then proceed to “safe” exchanges about things in the immediate field of experience of the communicators (a comment on the weather or noting something going on in the scene). At this point, once the ice is broken, people can move on to other more content-specific exchanges. Once conversing, before we can initiate a topic change, it is a social norm that we let the current topic being discussed play itself out or continue until the person who introduced the topic seems satisfied. We then usually try to find a relevant tie-in or segue that acknowledges the previous topic, in turn acknowledging the speaker, before actually moving on. Changing the topic without following such social conventions might indicate to the other person that you were not listening or are simply rude.



Social norms influence how conversations start and end and how speakers take turns to keep the conversation going. Felipe Cabrera – [conversation](#) – CC BY 2.0.

Ending a conversation is similarly complex. I’m sure we’ve all been in a situation where we are “trapped” in a conversation that we need or want to get out of. Just walking away or ending a conversation without engaging in socially acceptable “leave-taking behaviors” would be considered a breach of social norms. Topic changes are often places where people can leave a conversation, but it is still routine for us to give a special reason for leaving, often in an apologetic tone (whether we mean it or not). Generally though, conversations come to an end through the cooperation of both people, as they offer and recognize typical signals that a topic area has been satisfactorily covered or that one or both people need to leave. It is customary in the United States for people to say they have to leave before they actually do and for that statement to be dismissed or ignored by the other person until additional leave-taking behaviors are enacted. When such cooperation is lacking, an awkward silence or abrupt ending can result, and as we’ve already learned, US Americans are not big fans of silence. Silence is not viewed the same way in other cultures, which leads us to our discussion of cultural context.

Language and Cultural Context

Culture isn’t solely determined by a person’s native language or nationality. It’s true that languages vary by country and region and that the language we speak influences our realities, but even people who speak the same language experience cultural differences because of their various intersecting cultural identities and personal experiences. We have a tendency to view our language as a whole more favorably than other languages. Although people may make persuasive arguments regarding which languages are more

pleasing to the ear or difficult or easy to learn than others, no one language enables speakers to communicate more effectively than another (McCornack, 2007).

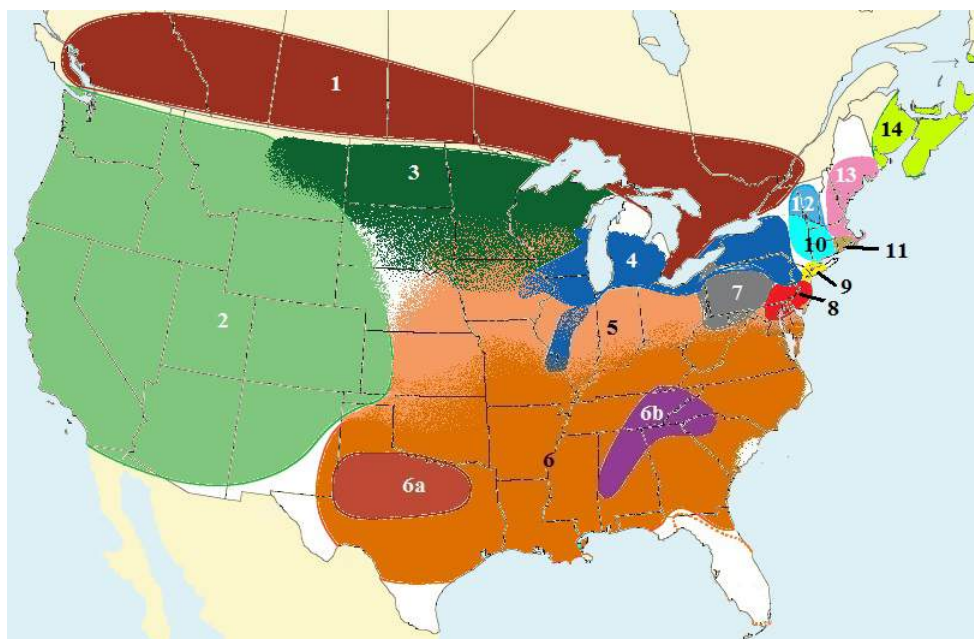
From birth we are socialized into our various cultural identities. As with the social context, this acculturation process is a combination of explicit and implicit lessons. A child in Colombia, which is considered a more collectivist country in which people value group membership and cohesion over individualism, may not be explicitly told, “You are a member of a collectivistic culture, so you should care more about the family and community than yourself.” This cultural value would be transmitted through daily actions and through language use. Just as babies acquire knowledge of language practices at an astonishing rate in their first two years of life, so do they acquire cultural knowledge and values that are embedded in those language practices. At nine months old, it is possible to distinguish babies based on their language. Even at this early stage of development, when most babies are babbling and just learning to recognize but not wholly reproduce verbal interaction patterns, a Colombian baby would sound different from a Brazilian baby, even though neither would actually be using words from their native languages of Spanish and Portuguese (Crystal, 2005).

The actual language we speak plays an important role in shaping our reality. Comparing languages, we can see differences in how we are able to talk about the world. In English, we have the words *grandfather* and *grandmother*, but no single word that distinguishes between a maternal grandfather and a paternal grandfather. But in Swedish, there’s a specific word for each grandparent: *morfar* is mother’s father, *farfar* is father’s father, *farmor* is father’s mother, and *mormor* is mother’s mother (Crystal, 2005). In this example, we can see that the words available to us, based on the language we speak, influence how we talk about the world due to differences in and limitations of vocabulary. The notion that language shapes our view of reality and our cultural patterns is best represented by the Sapir-Whorf hypothesis. Although some scholars argue that our reality is determined by our language, we will take a more qualified view and presume that language plays a central role in influencing our realities but doesn’t determine them (Martin & Nakayama, 2010).

Culturally influenced differences in language and meaning can lead to some interesting encounters, ranging from awkward to informative to disastrous. In terms of awkwardness, you have likely heard stories of companies that failed to exhibit communication competence in their naming and/or advertising of products in another language. For example, in Taiwan, Pepsi used the slogan “Come Alive with Pepsi” only to later find out that when translated it meant, “Pepsi brings your ancestors back from the dead” (Kwintessential Limited, 2012). Similarly, American Motors introduced a new car called the Matador to the Puerto Rico market only to learn that *Matador* means “killer,” which wasn’t very comforting to potential buyers (Kwintessential, 2012). At a more informative level, the words we use to give positive reinforcement are culturally relative. In the United States and England, parents commonly positively and negatively reinforce their child’s behavior by saying, “Good girl” or “Good boy.” There isn’t an equivalent for such a phrase in other European languages, so the usage in only these two countries has been traced back to the puritan influence on beliefs about good and bad behavior (Wierzbicka, 2004). In terms of disastrous consequences, one of the most publicized and deadliest cross-cultural business mistakes occurred in India in 1984. Union Carbide, an American company, controlled a plant used to make pesticides. The company underestimated the amount of cross-cultural training that would be needed to allow the local workers, many of whom were not familiar with the technology or language/jargon used in the instructions for plant operations to do their jobs. This lack of competent communication led to a gas leak that immediately killed more than two thousand people and over time led to more than five hundred thousand injuries (Varma, 2012).

Accents and Dialects

The documentary *American Tongues*, although dated at this point, is still a fascinating look at the rich tapestry of accents and dialects that makes up American English. Dialects are versions of languages that have distinct words, grammar, and pronunciation. Accents are distinct styles of pronunciation (Lustig & Koester, 2006). There can be multiple accents within one dialect. For example, people in the Appalachian Mountains of the eastern United States speak a dialect of American English that is characterized by remnants of the linguistic styles of Europeans who settled the area a couple hundred years earlier. Even though they speak this similar dialect, a person in Kentucky could still have an accent that is distinguishable from a person in western North Carolina.



American English has several dialects that vary based on region, class, and ancestry. [Wikimedia Commons](#) – CC BY-SA 4.0.

Dialects and accents can vary by region, class, or ancestry, and they influence the impressions that we make of others. When I moved to Colorado from North Carolina, I was met with a very strange look when I used the word *buggy* to refer to a shopping cart. Research shows that people tend to think more positively about others who speak with a dialect similar to their own and think more negatively about people who speak differently. Of course, many people think they speak normally and perceive others to have an accent or dialect. Although dialects include the use of different words and phrases, it's the tone of voice that often creates the strongest impression. For example, a person who speaks with a Southern accent may perceive a New Englander's accent to be grating, harsh, or rude because the pitch is more nasal and the rate faster. Conversely, a New Englander may perceive a Southerner's accent to be syrupy and slow, leading to an impression that the person speaking is uneducated.

Customs and Norms

Social norms are culturally relative. The words used in politeness rituals in one culture can mean something completely different in another. For example, *thank you* in American English acknowledges receiving something (a gift, a favor, a compliment), in British English it can mean "yes" similar to American English's *yes, please*, and in French *merci* can mean "no" as in "no, thank you" (Crystal, 2005). Additionally, what is considered a powerful language style varies from culture to culture. Confrontational language, such as swearing, can be seen as powerful in Western cultures, even though it violates some language taboos, but would be seen as immature and weak in Japan (Wetzel, 1988).

Gender also affects how we use language, but not to the extent that most people think. Although there is a widespread belief that men are more likely to communicate in a clear and straightforward way and women are more likely to communicate in an emotional and indirect way, a meta-analysis of research findings from more than two hundred studies found only small differences in the personal disclosures of men and women (Dindia & Allen, 1992). Men and women's levels of disclosure are even more similar when engaging in cross-gender communication, meaning men and woman are more similar when speaking to each other than when men speak to men or women speak to women. This could be due to the internalized pressure to speak about the other gender in socially sanctioned ways, in essence reinforcing the stereotypes when speaking to the same gender but challenging them in cross-gender encounters. Researchers also dispelled the belief that men interrupt more than women do, finding that men and women interrupt each other with similar frequency in cross-gender encounters (Dindia, 1987). These findings, which state that men and women communicate more similarly during cross-gender encounters and then communicate in more stereotypical ways in same-gender encounters, can be explained with communication accommodation theory.

Communication Accommodation and Code-Switching

Communication accommodation theory is a theory that explores why and how people modify their communication to fit situational, social, cultural, and relational contexts (Giles, Taylor, & Bourhis, 1973). Within communication accommodation, conversational

partners may use convergence, meaning a person makes his or her communication more like another person's. People who are accommodating in their communication style are seen as more competent, which illustrates the benefits of communicative flexibility. In order to be flexible, of course, people have to be aware of and monitor their own and others' communication patterns. Conversely, conversational partners may use divergence, meaning a person uses communication to emphasize the differences between his or her conversational partner and his or herself.

Convergence and divergence can take place within the same conversation and may be used by one or both conversational partners. Convergence functions to make others feel at ease, to increase understanding, and to enhance social bonds. Divergence may be used to intentionally make another person feel unwelcome or perhaps to highlight a personal, group, or cultural identity. For example, African American women use certain verbal communication patterns when communicating with other African American women as a way to highlight their racial identity and create group solidarity. In situations where multiple races interact, the women usually don't use those same patterns, instead accommodating the language patterns of the larger group. While communication accommodation might involve anything from adjusting how fast or slow you talk to how long you speak during each turn, code-switching refers to changes in accent, dialect, or language (Martin & Nakayama, 2010). There are many reasons that people might code-switch. Regarding accents, some people hire vocal coaches or speech-language pathologists to help them alter their accent. If a Southern person thinks their accent is leading others to form unfavorable impressions, they can consciously change their accent with much practice and effort. Once their ability to speak without their Southern accent is honed, they may be able to switch very quickly between their native accent when speaking with friends and family and their modified accent when speaking in professional settings.



People who work or live in multilingual settings may engage in code-switching several times a day. Eltpics – [Welsh](#) – CC BY-NC 2.0.

Additionally, people who work or live in multilingual settings may code-switch many times throughout the day, or even within a single conversation. Increasing outsourcing and globalization have produced heightened pressures for code-switching. Call center workers in India have faced strong negative reactions from British and American customers who insist on “speaking to someone who speaks English.” Although many Indians learn English in schools as a result of British colonization, their accents prove to be off-putting to people who want to get their cable package changed or book an airline ticket. Now some Indian call center workers are going through intense training to be able to code-switch and accommodate the speaking style of their customers. What is being called the “Anglo-Americanization of India” entails “accent-neutralization,” lessons on American culture (using things like *Sex and the City* DVDs), and the use of Anglo-American-sounding names like Sean and Peggy (Pal, 2004). As our interactions continue to occur in more multinational contexts, the expectations for code-switching and accommodation are sure to increase. It is important for us to consider the intersection of culture and power and think critically about the ways in which expectations for code-switching may be based on cultural biases.

Language and Cultural Bias

In the previous example about code-switching and communication accommodation in Indian call centers, the move toward accent neutralization is a response to the “racist abuse” these workers receive from customers (Nadeem, 2012). Anger in Western countries about job losses and economic uncertainty has increased the amount of racially targeted verbal attacks on international call center employees. It was recently reported that more call center workers are now quitting their jobs as a result of the verbal abuse and that 25 percent of workers who have recently quit say such abuse was a major source of stress (Gentleman, 2005). Such verbal attacks are not new; they represent a common but negative way that cultural bias explicitly manifests in our language use.

Cultural bias is a skewed way of viewing or talking about a group that is typically negative. Bias has a way of creeping into our daily language use, often under our awareness. Culturally biased language can make reference to one or more cultural identities, including race, gender, age, sexual orientation, and ability. There are other sociocultural identities that can be the subject of biased language, but we will focus our discussion on these five. Much biased language is based on stereotypes and myths that influence the words we use. Bias is both intentional and unintentional, but as we’ve already discussed, we have to be accountable for what we say even if we didn’t “intend” a particular meaning—remember, meaning is generated; it doesn’t exist inside our thoughts or words. We will discuss specific ways in which cultural bias manifests in our language and ways to become more aware of bias. Becoming aware of and addressing cultural bias is not the same thing as engaging in “political correctness.” Political correctness takes awareness to the extreme but doesn’t do much to address cultural bias aside from make people feel like they are walking on eggshells. That kind of pressure can lead people to avoid discussions about cultural identities or avoid people with different cultural identities. Our goal is not to eliminate all cultural bias from verbal communication or to never offend anyone, intentionally or otherwise. Instead, we will continue to use guidelines for ethical communication that we have already discussed and strive to increase our competence. The following discussion also focuses on bias rather than preferred terminology or outright discriminatory language, which will be addressed more in the chapter titled “Culture and Communication”, which discusses culture and communication.

Race

People sometimes use euphemisms for race that illustrate bias because the terms are usually implicitly compared to the dominant group (Publication Manual of the American Psychological Association, 2010). For example, referring to a person as “urban” or a neighborhood as “inner city” can be an accurate descriptor, but when such words are used as a substitute for racial identity, they illustrate cultural biases that equate certain races with cities and poverty. Using adjectives like *articulate* or *well-dressed* in statements like “My black coworker is articulate” reinforces negative stereotypes even though these words are typically viewed as positive. Terms like *nonwhite* set up whiteness as the norm, which implies that white people are the norm against which all other races should be compared. Biased language also reduces the diversity within certain racial groups—for example, referring to anyone who looks like they are of Asian descent as Chinese or everyone who “looks” Latino/a as Mexicans. Some people with racial identities other than white, including people who are multiracial, use the label *person/people of color* to indicate solidarity among groups, but it is likely that they still prefer a more specific label when referring to an individual or referencing a specific racial group.

Gender

Language has a tendency to exaggerate perceived and stereotypical differences between men and women. The use of the term *opposite sex* presumes that men and women are opposites, like positive and negative poles of a magnet, which is obviously not true or men and women wouldn’t be able to have successful interactions or relationships. A term like *other gender* doesn’t presume opposites and acknowledges that male and female identities and communication are more influenced by gender, which is the social and cultural meanings and norms associated with males and females, than sex, which is the physiology and genetic makeup of a male and female. One key to avoiding gendered bias in language is to avoid the generic use of *he* when referring to something relevant to males and females. Instead, you can informally use a gender-neutral pronoun like *they* or *their* or you can use *his* or *her* (Publication Manual of the American Psychological Association, 2010). When giving a series of examples, you can alternate usage of masculine and feminine pronouns, switching with each example. We have lasting gendered associations with certain occupations that have tended to be male or female dominated, which erase the presence of both genders. Other words reflect the general masculine bias present in English. The following word pairs show the gender-biased term followed by an unbiased term: waitress/server, chairman / chair or chairperson, mankind/people, cameraman / camera operator, mailman / postal worker, sportsmanship / fair play. Common language practices also tend to infantilize women but not men, when, for example, women are

referred to as *chicks*, *girls*, or *babes*. Since there is no linguistic equivalent that indicates the marital status of men before their name, using *Ms.* instead of *Miss* or *Mrs.* helps reduce bias.

Age

Language that includes age bias can be directed toward older or younger people. Descriptions of younger people often presume recklessness or inexperience, while those of older people presume frailty or disconnection. The term *elderly* generally refers to people over sixty-five, but it has connotations of weakness, which isn't accurate because there are plenty of people over sixty-five who are stronger and more athletic than people in their twenties and thirties. Even though it's generic, *older people* doesn't really have negative implications. More specific words that describe groups of older people include *grandmothers/grandfathers* (even though they can be fairly young too), *retirees*, or *people over sixty-five* (Publication Manual of the American Psychological Association, 2010). Referring to people over the age of eighteen as *boys* or *girls* isn't typically viewed as appropriate.



Age bias can appear in language directed toward younger or older people. Davide Mauro – [Old and young](#) – CC BY-NC-ND 2.0.

Sexual Orientation

Discussions of sexual and affectional orientation range from everyday conversations to contentious political and personal debates. The negative stereotypes that have been associated with homosexuality, including deviance, mental illness, and criminal behavior, continue to influence our language use (American Psychological Association, 2012). Terminology related to gay, lesbian, and bisexual (GLB) people can be confusing, so let's spend some time raise our awareness about preferred labels. First, *sexual orientation* is the term preferred to *sexual preference*. *Preference* suggests a voluntary choice, as in someone has a preference for cheddar or American cheese, which doesn't reflect the experience of most GLB people or research findings that show sexuality is more complex. You may also see *affectional orientation* included with *sexual orientation* because it acknowledges that GLB relationships, like heterosexual relationships, are about intimacy and closeness (affection) that is not just sexually based. Most people also prefer the labels *gay*, *lesbian*, or *bisexual* to *homosexual*, which is clinical and doesn't so much refer to an identity as a sex act. Language regarding romantic relationships contains bias when heterosexuality is assumed. Keep in mind that individuals are not allowed to marry someone of the same gender in most states in the United States. For example, if you ask a gay man who has been in a committed partnership for ten years if he is "married or single," how should he answer that question? Comments comparing GLB people to "normal" people, although possibly intended to be positive, reinforces the stereotype that GLB people are abnormal. Don't presume you can identify a person's sexual orientation by looking at them or talking to them. Don't assume that GLB people will "come out" to you. Given that many GLB people have faced and continue to face regular discrimination, they may be cautious about disclosing their identities. However, using gender neutral terminology like *partner* and avoiding other biased language mentioned previously may create a climate in which a GLB person feels comfortable disclosing his or her sexual orientation identity. Conversely, the casual use of phrases like *that's gay* to mean "that's stupid" may create an environment in which GLB people do not feel comfortable. Even though people don't often use the phrase to actually refer to sexual orientation,

campaigns like “ThinkB4YouSpeak.com” try to educate people about the power that language has and how we should all be more conscious of the words we use.

Ability

People with disabilities make up a diverse group that has increasingly come to be viewed as a cultural/social identity group. People without disabilities are often referred to as *able-bodied*. As with sexual orientation, comparing people with disabilities to “normal” people implies that there is an agreed-on definition of what “normal” is and that people with disabilities are “abnormal.” *Disability* is also preferred to the word *handicap*. Just because someone is disabled doesn’t mean he or she is also handicapped. The environment around them rather than their disability often handicaps people with disabilities (Publication Manual of the American Psychological Association, 2010). Ignoring the environment as the source of a handicap and placing it on the person fits into a pattern of reducing people with disabilities to their disability—for example, calling someone a paraplegic instead of a person with paraplegia. In many cases, as with sexual orientation, race, age, and gender, verbally marking a person as disabled isn’t relevant and doesn’t need spotlighting. Language used in conjunction with disabilities also tends to portray people as victims of their disability and paint pictures of their lives as gloomy, dreadful, or painful. Such descriptors are often generalizations or completely inaccurate.

📌 “Getting Critical”

Hate Speech

Hate is a term that has many different meanings and can be used to communicate teasing, mild annoyance, or anger. The term *hate*, as it relates to hate speech, has a much more complex and serious meaning. *Hate* refers to extreme negative beliefs and feelings toward a group or member of a group because of their race, gender, religion, sexual orientation, or ability (Waltman & Haas, 2011). We can get a better understanding of the intensity of hate by distinguishing it from anger, which is an emotion that we experience much more regularly. First, anger is directed toward an individual, while hate is directed toward a social or cultural group. Second, anger doesn’t prevent a person from having sympathy for the target of his or her anger, but hate erases sympathy for the target. Third, anger is usually the result of personal insult or injury, but hate can exist and grow even with no direct interaction with the target. Fourth, anger isn’t an emotion that people typically find pleasure in, while hatred can create feelings of self-righteousness and superiority that lead to pleasure. Last, anger is an emotion that usually dissipates as time passes, eventually going away, while hate can endure for much longer (Waltman & Haas, 2011). Hate speech is a verbal manifestation of this intense emotional and mental state.

Hate speech is usually used by people who have a polarized view of their own group (the in-group) and another group (the out-group). Hate speech is then used to intimidate people in the out-group and to motivate and influence members of the in-group. Hate speech often promotes hate-based violence and is also used to solidify in-group identification and attract new members (Waltman & Haas, 2011). Perpetrators of hate speech often engage in totalizing, which means they define a person or a group based on one quality or characteristic, ignoring all others. A Lebanese American may be the target of hate speech because the perpetrators reduce him to a Muslim—whether he actually is Muslim or not would be irrelevant. Grouping all Middle Eastern- or Arab-looking people together is a dehumanizing activity that is typical to hate speech.

Incidents of hate speech and hate crimes have increased over the past fifteen years. Hate crimes, in particular, have gotten more attention due to the passage of more laws against hate crimes and the increased amount of tracking by various levels of law enforcement. The Internet has also made it easier for hate groups to organize and spread their hateful messages. As these changes have taken place over the past fifteen years, there has been much discussion about hate speech and its legal and constitutional implications. While hate crimes resulting in damage to a person or property are regularly prosecuted, it is sometimes argued that hate speech that doesn’t result in such damage is protected under the US Constitution’s First Amendment, which guarantees free speech. Just recently, in 2011, the Supreme Court found in the *Snyder v. Phelps* case that speech and actions of the members of the Westboro Baptist Church, who regularly protest the funerals of American soldiers with signs reading things like “Thank God for Dead Soldiers” and “Fag Sin = 9/11,” were protected and not criminal. Chief Justice Roberts wrote in the decision, “We cannot react to [the Snyder family’s] pain by punishing the speaker. As a nation we have chosen a different course—to protect even hurtful speech on public issues to ensure that we do not stifle public debate” (Exploring Constitutional Conflicts, 2012).

1. Do you think the First Amendment of the Constitution, guaranteeing free speech to US citizens, should protect hate speech? Why or why not?

2. Visit the Southern Poverty Law Center’s “Hate Map” (Southern Poverty Law Center, 2012) (<http://www.splcenter.org/get-informed/hate-map>) to see what hate groups they have identified in your state. Are you surprised by the number/nature of the groups listed in your state? Briefly describe a group that you didn’t know about and identify the target of its hate and the reasons it gives for its hate speech.

Key Takeaways

- Getting integrated: Social context influences the ways in which we use language, and we have been socialized to follow implicit social rules like those that guide the flow of conversations, including how we start and end our interactions and how we change topics. The way we use language changes as we shift among academic, professional, personal, and civic contexts.
- The language that we speak influences our cultural identities and our social realities. We internalize norms and rules that help us function in our own culture but that can lead to misunderstanding when used in other cultural contexts.
- We can adapt to different cultural contexts by purposely changing our communication. Communication accommodation theory explains that people may adapt their communication to be more similar to or different from others based on various contexts.
- We should become aware of how our verbal communication reveals biases toward various cultural identities based on race, gender, age, sexual orientation, and ability.

Exercises

1. Recall a conversation that became awkward when you or the other person deviated from the social norms that manage conversation flow. Was the awkwardness at the beginning, end, or during a topic change? After reviewing some of the common norms discussed in the chapter, what do you think was the source of the awkwardness?
2. Describe an accent or a dialect that you find pleasing/interesting. Describe an accent/dialect that you do not find pleasing/interesting. Why do you think you evaluate one positively and the other negatively?
3. Review how cultural bias relates to the five cultural identities discussed earlier. Identify something you learned about bias related to one of these identities that you didn’t know before. What can you do now to be more aware of how verbal communication can reinforce cultural biases?

References

- American Psychological Association, “Supplemental Material: Writing Clearly and Concisely,” accessed June 7, 2012, www.apastyle.org/manual/suppl.n-ch03.13.aspx.
- Crystal, D., *How Language Works: How Babies Babble, Words Change Meaning, and Languages Live or Die* (Woodstock, NY: Overlook Press, 2005), 155.
- Dindia, K., “The Effect of Sex of Subject and Sex of Partner on Interruptions,” *Human Communication Research* 13, no. 3 (1987): 345–71.
- Dindia, K. and Mike Allen, “Sex Differences in Self-Disclosure: A Meta Analysis,” *Psychological Bulletin* 112, no. 1 (1992): 106–24.
- Exploring Constitutional Conflicts*, “Regulation of Fighting Words and Hate Speech,” accessed June 7, 2012, <http://law2.umkc.edu/faculty/projects/ftrials/conlaw/hatespeech.htm>.
- Gentleman, A., “Indiana Call Staff Quit over Abuse on the Line,” *The Guardian*, May 28, 2005, accessed June 7, 2012, <http://www.guardian.co.uk/world/2005.meliagentleman>.
- Giles, H., Donald M. Taylor, and Richard Bourhis, “Toward a Theory of Interpersonal Accommodation through Language: Some Canadian Data,” *Language and Society* 2, no. 2 (1973): 177–92.
- Kwintessential Limited*, “Results of Poor Cross Cultural Awareness,” accessed June 7, 2012, www.kwintessential.co.uk/cult.ticles/Results of Poor Cross Cultural Awareness.html.
- Lustig, M. W. and Jolene Koester, *Intercultural Competence: Interpersonal Communication across Cultures*, 2nd ed. (Boston, MA: Pearson, 2006), 199–200.
- Martin, J. N. and Thomas K. Nakayama, *Intercultural Communication in Contexts*, 5th ed. (Boston, MA: McGraw-Hill, 2010), 222–24.

McCornack, S., *Reflect and Relate: An Introduction to Interpersonal Communication* (Boston, MA: Bedford/St Martin's, 2007), 224–25.

Nadeem, S., “Accent Neutralisation and a Crisis of Identity in India’s Call Centres,” *The Guardian*, February 9, 2011, accessed June 7, 2012, <http://www.guardian.co.uk/commentisf.neutralisation>.

Pal, A., “Indian by Day, American by Night,” *The Progressive*, August 2004, accessed June 7, 2012, www.progressive.org/mag_pal0804.

Publication Manual of the American Psychological Association, 6th ed. (Washington, DC: American Psychological Association, 2010), 71–76.

Southern Poverty Law Center, “Hate Map,” accessed June 7, 2012, <http://www.splcenter.org/get-informed/hate-map>.

Varma, S., “Arbitrary? 92% of All Injuries Termed Minor,” *The Times of India*, June 20, 2010, accessed June 7, 2012, articles.timesofindia.indiatimes.com/2010-06-20/india/28309628_1_injuries-gases-cases.

Waltman, M. and John Haas, *The Communication of Hate* (New York, NY: Peter Lang Publishing, 2011), 33.

Wetzel, P. J., “Are ‘Powerless’ Communication Strategies the Japanese Norm?” *Language in Society* 17, no. 4 (1988): 555–64.

Wierzbicka, A., “The English Expressions *Good Boy* and *Good Girl* and Cultural Models of Child Rearing,” *Culture and Psychology* 10, no. 3 (2004): 251–78.

This page titled [3.4: Language, Society, and Culture](#) is shared under a [CC BY-NC-SA 3.0](#) license and was authored, remixed, and/or curated by [Anonymous](#) via [source content](#) that was edited to the style and standards of the LibreTexts platform; a detailed edit history is available upon request.

CHAPTER OVERVIEW

4: Nonverbal Communication

[4.1: Principles and Functions of Nonverbal Communication](#)

[4.2: Types of Nonverbal Communication](#)

[4.3: Nonverbal Communication Competence](#)

[4.4: Nonverbal Communication in Context](#)

This page titled [4: Nonverbal Communication](#) is shared under a [CC BY-NC-SA 3.0](#) license and was authored, remixed, and/or curated by [Anonymous](#) via [source content](#) that was edited to the style and standards of the LibreTexts platform; a detailed edit history is available upon request.

4.1: Principles and Functions of Nonverbal Communication

Learning Objectives

1. Define nonverbal communication.
2. Compare and contrast verbal communication and nonverbal communication.
3. Discuss the principles of nonverbal communication.
4. Provide examples of the functions of nonverbal communication.

As you'll recall from our introductory chapter, a channel is the sensory route on which a message travels. Oral communication only relies on one channel, because spoken language is transmitted through sound and picked up by our ears. Nonverbal communication, on the other hand, can be taken in by all five of our senses. Since most of our communication relies on visual and auditory channels, those will be the focus of this chapter. But we can also receive messages and generate meaning through touch, taste, and smell. Touch is an especially powerful form of nonverbal communication that we will discuss in this chapter, but we will not get into taste and smell, which have not received as much scholarly attention in relation to nonverbal communication as the other senses.

To further define nonverbal communication, we need to distinguish between vocal and verbal aspects of communication. Verbal and nonverbal communication include both vocal and nonvocal elements, and Table 4.1.1 shows the relationship among vocal, nonvocal, verbal, and nonverbal aspects of communication. A vocal element of verbal communication is spoken words—for example, “Come back here.” A vocal element of nonverbal communication is **paralanguage**, which is the vocalized but not verbal part of a spoken message, such as speaking rate, volume, and pitch. Nonvocal elements of verbal communication include the use of unspoken symbols to convey meaning. Writing and American Sign Language (ASL) are nonvocal examples of verbal communication and are not considered nonverbal communication. Nonvocal elements of nonverbal communication include body language such as gestures, facial expressions, and eye contact. Gestures are nonvocal and nonverbal since most of them do not refer to a specific word like a written or signed symbol does.

Table 4.1.1: Vocal and Nonvocal Elements of Communication

	Verbal Communication	Nonverbal Communication
Vocal	Spoken words	Paralanguage (pitch, volume, speaking rate, etc.)
Nonvocal	Writing, sign language	Body language (gestures, facial expressions, eye contact, etc.)

Source: Adapted from Owen Hargie, *Skilled Interpersonal Interaction: Research, Theory, and Practice* (London: Routledge, 2011), 45.

Principles of Nonverbal Communication

Nonverbal communication has a distinct history and serves separate evolutionary functions from verbal communication. For example, nonverbal communication is primarily biologically based while verbal communication is primarily culturally based. This is evidenced by the fact that some nonverbal communication has the same meaning across cultures while no verbal communication systems share that same universal recognizability (Andersen, 1999). Nonverbal communication also evolved earlier than verbal communication and served an early and important survival function that helped humans later develop verbal communication. While some of our nonverbal communication abilities, like our sense of smell, lost strength as our verbal capacities increased, other abilities like paralanguage and movement have grown alongside verbal complexity. The fact that nonverbal communication is processed by an older part of our brain makes it more instinctual and involuntary than verbal communication.

Nonverbal Communication Conveys Important Interpersonal and Emotional Messages

You've probably heard that more meaning is generated from nonverbal communication than from verbal. Some studies have claimed that 90 percent of our meaning is derived from nonverbal signals, but more recent and reliable findings claim that it is closer to 65 percent (Guerrero & Floyd, 2006). We may rely more on nonverbal signals in situations where verbal and nonverbal messages conflict and in situations where emotional or relational communication is taking place (Hargie, 2011). For example, when someone asks a question and we're not sure about the “angle” they are taking, we may hone in on nonverbal cues to fill in the

meaning. For example, the question “What are you doing tonight?” could mean any number of things, but we could rely on posture, tone of voice, and eye contact to see if the person is just curious, suspicious, or hinting that they would like company for the evening. We also put more weight on nonverbal communication when determining a person’s credibility. For example, if a classmate delivers a speech in class and her verbal content seems well-researched and unbiased, but her nonverbal communication is poor (her voice is monotone, she avoids eye contact, she fidgets), she will likely not be viewed as credible. Conversely, in some situations, verbal communication might carry more meaning than nonverbal. In interactions where information exchange is the focus, at a briefing at work, for example, verbal communication likely accounts for much more of the meaning generated. Despite this exception, a key principle of nonverbal communication is that it often takes on more meaning in interpersonal and/or emotional exchanges.



Figure 4.1.1: About 65 percent of the meaning we derive during interactions comes from nonverbal communication. Gideon – [In Perfect Congruence](#) – CC BY 2.0.

Nonverbal Communication is More Involuntary than Verbal

There are some instances in which we verbally communicate involuntarily. These types of exclamations are often verbal responses to a surprising stimulus. For example, we say “owww!” when we stub our toe or scream “stop!” when we see someone heading toward danger. Involuntary nonverbal signals are much more common, and although most nonverbal communication isn’t completely involuntary, it is more below our consciousness than verbal communication and therefore more difficult to control.

The involuntary nature of much nonverbal communication makes it more difficult to control or “fake.” For example, although you can consciously smile a little and shake hands with someone when you first see them, it’s difficult to fake that you’re “happy” to meet someone. Nonverbal communication leaks out in ways that expose our underlying thoughts or feelings. Spokespeople, lawyers, or other public representatives who are the “face” of a politician, celebrity, corporation, or organization must learn to control their facial expressions and other nonverbal communication so they can effectively convey the message of their employer or client without having their personal thoughts and feelings leak through. Poker players, therapists, police officers, doctors, teachers, and actors are also in professions that often require them to have more awareness of and control over their nonverbal communication.

Have you ever tried to conceal your surprise, suppress your anger, or act joyful even when you weren’t? Most people whose careers don’t involve conscious manipulation of nonverbal signals find it difficult to control or suppress them. While we can consciously decide to stop sending verbal messages, our nonverbal communication always has the potential of generating meaning for another person. The teenager who decides to shut out his dad and not communicate with him still sends a message with his “blank” stare (still a facial expression) and lack of movement (still a gesture). In this sense, nonverbal communication is “irrepressible” (Andersen, 1999).

Nonverbal Communication is More Ambiguous

In the chapter titled “Verbal Communication”, we learn that the symbolic and abstract nature of language can lead to misunderstandings, but nonverbal communication is even more ambiguous. As with verbal communication, most of our nonverbal signals can be linked to multiple meanings, but unlike words, many nonverbal signals do not have any one specific meaning. If you’ve ever had someone wink at you and didn’t know why, you’ve probably experienced this uncertainty. Did they wink to express their affection for you, their pleasure with something you just did, or because you share some inside knowledge or joke?

Just as we look at context clues in a sentence or paragraph to derive meaning from a particular word, we can look for context clues in various sources of information like the physical environment, other nonverbal signals, or verbal communication to make sense of a particular nonverbal cue. Unlike verbal communication, however, nonverbal communication doesn't have explicit rules of grammar that bring structure, order, and agreed-on patterns of usage. Instead, we implicitly learn norms of nonverbal communication, which leads to greater variance. In general, we exhibit more idiosyncrasies in our usage of nonverbal communication than we do with verbal communication, which also increases the ambiguity of nonverbal communication.

Nonverbal Communication is More Credible

Although we can rely on verbal communication to fill in the blanks sometimes left by nonverbal expressions, we often put more trust into what people do over what they say. This is especially true in times of stress or danger when our behaviors become more instinctual and we rely on older systems of thinking and acting that evolved before our ability to speak and write (Andersen, 1999). This innateness creates intuitive feelings about the genuineness of nonverbal communication, and this genuineness relates back to our earlier discussion about the sometimes involuntary and often subconscious nature of nonverbal communication. An example of the innateness of nonverbal signals can be found in children who have been blind since birth but still exhibit the same facial expressions as other children. In short, the involuntary or subconscious nature of nonverbal communication makes it less easy to fake, which makes it seem more honest and credible. We will learn more about the role that nonverbal communication plays in deception later in this chapter.

Functions of Nonverbal Communication

A primary function of nonverbal communication is to convey meaning by reinforcing, substituting for, or contradicting verbal communication. Nonverbal communication is also used to influence others and regulate conversational flow. Perhaps even more important are the ways in which nonverbal communication functions as a central part of relational communication and identity expression.

Nonverbal Communication Conveys Meaning

Nonverbal communication conveys meaning by reinforcing, substituting for, or contradicting verbal communication. As we've already learned, verbal and nonverbal communication are two parts of the same system that often work side by side, helping us generate meaning. In terms of reinforcing verbal communication, gestures can help describe a space or shape that another person is unfamiliar with in ways that words alone cannot. Gestures also reinforce basic meaning—for example, pointing to the door when you tell someone to leave. Facial expressions reinforce the emotional states we convey through verbal communication. For example, smiling while telling a funny story better conveys your emotions (Hargie, 2011). Vocal variation can help us emphasize a particular part of a message, which helps reinforce a word or sentence's meaning. For example, saying "How was *your* weekend?" conveys a different meaning than "How was your *weekend*?"

Nonverbal communication can substitute for verbal communication in a variety of ways. Nonverbal communication can convey much meaning when verbal communication isn't effective because of language barriers. Language barriers are present when a person hasn't yet learned to speak or loses the ability to speak. For example, babies who have not yet developed language skills make facial expressions, at a few months old, that are similar to those of adults and therefore can generate meaning (Oster, Hegley, & Nagel, 1992). People who have developed language skills but can't use them because they have temporarily or permanently lost them or because they are using incompatible language codes, like in some cross-cultural encounters, can still communicate nonverbally. Although it's always a good idea to learn some of the local language when you travel, gestures such as pointing or demonstrating the size or shape of something may suffice in basic interactions.

Nonverbal communication is also useful in a quiet situation where verbal communication would be disturbing; for example, you may use a gesture to signal to a friend that you're ready to leave the library. Crowded or loud places can also impede verbal communication and lead people to rely more on nonverbal messages. Getting a server or bartender's attention with a hand gesture is definitely more polite than yelling, "Hey you!" Finally, there are just times when we know it's better not to say something aloud. If you want to point out a person's unusual outfit or signal to a friend that you think his or her date is a loser, you're probably more likely to do that nonverbally.

Last, nonverbal communication can convey meaning by contradicting verbal communication. As we learned earlier, we often perceive nonverbal communication to be more credible than verbal communication. This is especially true when we receive mixed messages, or messages in which verbal and nonverbal signals contradict each other. For example, a person may say, "You can't do anything right!" in a mean tone but follow that up with a wink, which could indicate the person is teasing or joking. Mixed

messages lead to uncertainty and confusion on the part of receivers, which leads us to look for more information to try to determine which message is more credible. If we are unable to resolve the discrepancy, we are likely to react negatively and potentially withdraw from the interaction (Hargie, 2011). Persistent mixed messages can lead to relational distress and hurt a person's credibility in professional settings.



Figure 4.1.2: We send mixed messages when our verbal and nonverbal communication contradict each other. If this woman said she was excited about seeing you, would you believe her? Helena Peixoto – [bored](#) – CC BY-NC 2.0.

Nonverbal Communication Influences Others

Nonverbal communication can be used to influence people in a variety of ways, but the most common way is through deception. Deception is typically thought of as the intentional act of altering information to influence another person, which means that it extends beyond lying to include concealing, omitting, or exaggerating information. While verbal communication is to blame for the content of the deception, nonverbal communication partners with the language through deceptive acts to be more convincing. Since most of us intuitively believe that nonverbal communication is more credible than verbal communication, we often intentionally try to control our nonverbal communication when we are engaging in deception. Likewise, we try to evaluate other people's nonverbal communication to determine the veracity of their messages. Students initially seem surprised when we discuss the prevalence of deception, but their surprise diminishes once they realize that deception isn't always malevolent, mean, or hurtful. Deception obviously has negative connotations, but people engage in deception for many reasons, including to excuse our own mistakes, to be polite to others, or to influence others' behaviors or perceptions.

The fact that deception served an important evolutionary purpose helps explain its prevalence among humans today. Species that are capable of deception have a higher survival rate. Other animals engage in nonverbal deception that helps them attract mates, hide from predators, and trap prey (Andersen, 1999). To put it bluntly, the better at deception a creature is, the more likely it is to survive. So, over time, the humans that were better liars were the ones that got their genes passed on. But the fact that lying played a part in our survival as a species doesn't give us a license to lie.

Aside from deception, we can use nonverbal communication to "take the edge off" a critical or unpleasant message in an attempt to influence the reaction of the other person. We can also use eye contact and proximity to get someone to move or leave an area. For example, hungry diners waiting to snag a first-come-first-serve table in a crowded restaurant send messages to the people who have already eaten and paid that it's time to go. People on competition reality television shows like *Survivor* and *Big Brother* play what they've come to term a "social game." The social aspects of the game involve the manipulation of verbal and nonverbal cues to send strategic messages about oneself in an attempt to influence others. Nonverbal cues such as length of conversational turn, volume, posture, touch, eye contact, and choices of clothing and accessories can become part of a player's social game strategy. Although reality television isn't a reflection of real life, people still engage in competition and strategically change their communication to influence others, making it important to be aware of how we nonverbally influence others and how they may try to influence us.

Nonverbal Communication Regulates Conversational Flow

Conversational interaction has been likened to a dance, where each person has to make moves and take turns without stepping on the other's toes. Nonverbal communication helps us regulate our conversations so we don't end up constantly interrupting each other or waiting in awkward silences between speaker turns. Pitch, which is a part of vocalics, helps us cue others into our conversational intentions. A rising pitch typically indicates a question and a falling pitch indicates the end of a thought or the end of a conversational turn. We can also use a falling pitch to indicate closure, which can be very useful at the end of a speech to signal to the audience that you are finished, which cues the applause and prevents an awkward silence that the speaker ends up

filling with “That’s it” or “Thank you.” We also signal our turn is coming to an end by stopping hand gestures and shifting our eye contact to the person who we think will speak next (Hargie, 2011). Conversely, we can “hold the floor” with nonverbal signals even when we’re not exactly sure what we’re going to say next. Repeating a hand gesture or using one or more verbal fillers can extend our turn even though we are not verbally communicating at the moment.

Nonverbal Communication Affects Relationships

To successfully relate to other people, we must possess some skill at encoding and decoding nonverbal communication. The nonverbal messages we send and receive influence our relationships in positive and negative ways and can work to bring people together or push them apart. Nonverbal communication in the form of tie signs, immediacy behaviors, and expressions of emotion are just three of many examples that illustrate how nonverbal communication affects our relationships.

Tie signs are nonverbal cues that communicate intimacy and signal the connection between two people. These relational indicators can be objects such as wedding rings or tattoos that are symbolic of another person or the relationship, actions such as sharing the same drinking glass, or touch behaviors such as hand-holding (Afifi & Johnson, 2005). Touch behaviors are the most frequently studied tie signs and can communicate much about a relationship based on the area being touched, the length of time, and the intensity of the touch. Kisses and hugs, for example, are considered tie signs, but a kiss on the cheek is different from a kiss on the mouth and a full embrace is different from a half embrace. If you consider yourself a “people watcher,” take note of the various tie signs you see people use and what they might say about the relationship.

Immediacy behaviors play a central role in bringing people together and have been identified by some scholars as the most important function of nonverbal communication (Andersen & Andersen, 2005). Immediacy behaviors are verbal and nonverbal behaviors that lessen real or perceived physical and psychological distance between communicators and include things like smiling, nodding, making eye contact, and occasionally engaging in social, polite, or professional touch (Comadena, Hunt, & Simonds, 2007). Immediacy behaviors are a good way of creating rapport, or a friendly and positive connection between people. Skilled nonverbal communicators are more likely to be able to create rapport with others due to attention-getting expressiveness, warm initial greetings, and an ability to get “in tune” with others, which conveys empathy (Riggio, 1992). These skills are important to help initiate and maintain relationships.

While verbal communication is our primary tool for solving problems and providing detailed instructions, nonverbal communication is our primary tool for communicating emotions. This makes sense when we remember that nonverbal communication emerged before verbal communication and was the channel through which we expressed anger, fear, and love for thousands of years of human history (Andersen, 1999). Touch and facial expressions are two primary ways we express emotions nonverbally. Love is a primary emotion that we express nonverbally and that forms the basis of our close relationships. Although no single facial expression for love has been identified, it is expressed through prolonged eye contact, close interpersonal distances, increased touch, and increased time spent together, among other things. Given many people’s limited emotional vocabulary, nonverbal expressions of emotion are central to our relationships.

“Getting Real”: Teachers and Immediacy Behaviors

A considerable amount of research has been done on teachers’ use of immediacy behaviors, which points to the importance of this communication concept in teaching professions (Richmond, Lane, & McCroskey, 2006). Immediacy behaviors are verbal and nonverbal behaviors that lessen real or perceived physical and psychological distance between communicators (Comadena, Hunt, & Simonds, 2007). Specific nonverbal behaviors have been found to increase or decrease perceived levels of immediacy, and such behaviors impact student learning, teacher’s evaluations, and the teacher-student relationship (Richmond, Lane, & McCroskey, 2006). Even those who do not plan on going into teaching as a career can benefit from learning about immediacy behaviors, as they can also be used productively in other interpersonal contexts such as between a manager and employee, a salesperson and a client, or a politician and constituent. Much of this research in teaching contexts has focused on the relationship between immediacy behaviors and student learning, and research consistently shows that effective use of immediacy behaviors increases learning in various contexts and at various levels. Aside from enhancing student learning, the effective use of immediacy behaviors also leads to better evaluations by students, which can have a direct impact on a teacher’s career. While student evaluations of teachers take various factors into consideration, judgments of personality may be formed, as we learned in Chapter 2 “Communication and Perception”, after only brief initial impressions. Research shows that students make character assumptions about teachers after only brief exposure to their nonverbal behaviors. Based on nonverbal cues such as frowning, head nodding, pointing, sitting, smiling, standing, strong gestures, weak gestures, and walking, students may

or may not evaluate a teacher as open, attentive, confident, dominant, honest, likable, anxious, professional, supportive, or enthusiastic. The following are examples of immediacy behaviors that can be effectively used by teachers:

- Moving around the classroom during class activities, lectures, and discussions (reduces physical distance)
- Keeping the line of sight open between the teacher's body and the students by avoiding or only briefly standing behind lecterns / computer tables or sitting behind a desk while directly interacting with students (reduces physical distance)
- Being expressive and animated with facial expressions, gestures, and voice (demonstrates enthusiasm)
- Smiling (creates a positive and open climate)
- Making frequent eye contact with students (communicates attentiveness and interest)
- Calling students by name (reduces perceived psychological distance)
- Making appropriate self-disclosures to students about personal thoughts, feelings, or experiences (reduces perceived psychological distance, creates open climate)

Teachers who are judged as less immediate are more likely to sit, touch their heads, shake instead of nod their heads, use sarcasm, avoid eye contact, and use less expressive nonverbal behaviors. Finally, immediacy behaviors affect the teacher-student relationship. Immediacy behaviors help establish rapport, which is a personal connection that increases students' investment in the class and material, increases motivation, increases communication between teacher and student, increases liking, creates a sense of mutual respect, reduces challenging behavior by students, and reduces anxiety.

1. Recall a teacher you have had that exhibited effective immediacy behaviors. Recall a teacher you have had that didn't exhibit immediacy behaviors. Make a column for each teacher and note examples of specific behaviors of each. Discuss your list with a classmate and compare and contrast your lists.
2. Think about the teachers that you listed in the previous question. Discuss how their behaviors affected your learning and your relationship.
3. How much should immediacy behaviors, relative to other characteristics such as professionalism, experience, training, and content knowledge, factor into the evaluation of teachers by their students, peers, and supervisors? What, if anything, should schools do to enhance teachers' knowledge of immediacy behaviors?

Nonverbal Communication Expresses Our Identities

Nonverbal communication expresses who we are. Our identities (the groups to which we belong, our cultures, our hobbies and interests, etc.) are conveyed nonverbally through the way we set up our living and working spaces, the clothes we wear, the way we carry ourselves, and the accents and tones of our voices. Our physical bodies give others impressions about who we are, and some of these features are more under our control than others. Height, for example, has been shown to influence how people are treated and perceived in various contexts. Our level of attractiveness also influences our identities and how people perceive us. Although we can temporarily alter our height or looks—for example, with different shoes or different color contact lenses—we can only permanently alter these features using more invasive and costly measures such as cosmetic surgery. We have more control over some other aspects of nonverbal communication in terms of how we communicate our identities. For example, the way we carry and present ourselves through posture, eye contact, and tone of voice can be altered to present ourselves as warm or distant depending on the context.

Aside from our physical body, artifacts, which are the objects and possessions that surround us, also communicate our identities. Examples of artifacts include our clothes, jewelry, and space decorations. In all the previous examples, implicit norms or explicit rules can affect how we nonverbally present ourselves. For example, in a particular workplace it may be a norm (implicit) for people in management positions to dress casually, or it may be a rule (explicit) that different levels of employees wear different uniforms or follow particular dress codes. We can also use nonverbal communication to express identity characteristics that do not match up with who we actually think we are. Through changes to nonverbal signals, a capable person can try to appear helpless, a guilty person can try to appear innocent, or an uninformed person can try to appear credible.

Key Takeaways

- Nonverbal communication is a process of generating meaning using behavior other than words. Nonverbal communication includes vocal elements, which is referred to as *paralanguage* and includes pitch, volume, and rate, and nonvocal elements, which are usually referred to as *body language* and includes gestures, facial expressions, and eye contact, among other things.
- Although verbal communication and nonverbal communication work side by side as part of a larger language system, there are some important differences between the two. They are processed by different hemispheres of the brain, nonverbal

communication conveys more emotional and affective meaning than does verbal communication, nonverbal communication isn't governed by an explicit system of rules in the same way that grammar guides verbal communication, and while verbal communication is a uniquely human ability, many creatures including plants, birds, and mammals communicate nonverbally.

- Nonverbal communication operates on the following principles: nonverbal communication typically conveys more meaning than verbal communication, nonverbal communication is more involuntary than verbal communication, nonverbal communication is often more ambiguous than verbal communication, and nonverbal communication is often more credible than verbal communication.
- Nonverbal communication serves several functions.
- Nonverbal communication affects verbal communication in that it can complement, reinforce, substitute, or contradict verbal messages.
- Nonverbal communication influences others, as it is a key component of deception and can be used to assert dominance or to engage in compliance gaining.
- Nonverbal communication regulates conversational flow, as it provides important cues that signal the beginning and end of conversational turns and facilitates the beginning and end of an interaction.
- Nonverbal communication affects relationships, as it is a primary means through which we communicate emotions, establish social bonds, and engage in relational maintenance.
- Nonverbal communication expresses our identities, as who we are is conveyed through the way we set up our living and working spaces, the clothes we wear, our personal presentation, and the tones in our voices.

Exercises

1. Getting integrated: To better understand nonverbal communication, try to think of an example to illustrate each of the four principles discussed in the chapter. Be integrative in your approach by including at least one example from an academic, professional, civic, and personal context.
2. When someone sends you a mixed message in which the verbal and nonverbal messages contradict each other, which one do you place more meaning on? Why?
3. Our personal presentation, style of dress, and surroundings such as a dorm room, apartment, car, or office send nonverbal messages about our identities. Analyze some of the nonverbal signals that your personal presentation or environment send. What do they say about who you are? Do they create the impression that you desire?

References

- Afifi, W. A. and Michelle L. Johnson, "The Nature and Function of Tie-Signs," in *The Sourcebook of Nonverbal Measures: Going beyond Words*, ed. Valerie Manusov (Mahwah, NJ: Lawrence Erlbaum, 2005): 190.
- Andersen, P. A., *Nonverbal Communication: Forms and Functions* (Mountain View, CA: Mayfield, 1999), 17.
- Andersen, P. A. and Janis F. Andersen, "Measures of Perceived Nonverbal Immediacy," in *The Sourcebook of Nonverbal Measures: Going beyond Words*, ed. Valerie Manusov (Mahwah, NJ: Lawrence Erlbaum, 2005): 113–26.
- Comadena, M. E., Stephen K. Hunt, and Cheri J. Simonds, "The Effects of Teacher Clarity, Nonverbal Immediacy, and Caring on Student Motivation, Affective and Cognitive Learning," *Communication Research Reports* 24, no. 3 (2007): 241.
- Hargie, O., *Skilled Interpersonal Interaction: Research, Theory, and Practice*, 5th ed. (London: Routledge, 2011), 47.
- Guerrero, L. K. and Kory Floyd, *Nonverbal Communication in Close Relationships* (Mahwah, NJ: Lawrence Erlbaum, 2006): 2.
- Oster, H., Douglas Hegley, and Linda Nagel, "Adult Judgments and Fine-Grained Analysis of Infant Facial Expressions: Testing the Validity of A Priori Coding Formulas," *Developmental Psychology* 28, no. 6 (1992): 1115–31.
- Richmond, V. P., Derek R. Lane, and James C. McCroskey, "Teacher Immediacy and the Teacher-Student Relationship," in *Handbook of Instructional Communication: Rhetorical and Relational Perspectives*, eds. Timothy P. Mottet, Virginia P. Richmond, and James C. McCroskey (Boston, MA: Pearson, 2006), 168.
- Riggio, R. E., "Social Interaction Skills and Nonverbal Behavior," in *Applications of Nonverbal Behavior Theories and Research*, ed. Robert S. Feldman (Hillsdale, NJ: Lawrence Erlbaum, 1992), 12.

This page titled [4.1: Principles and Functions of Nonverbal Communication](#) is shared under a [CC BY-NC-SA 3.0](#) license and was authored, remixed, and/or curated by [Anonymous](#) via [source content](#) that was edited to the style and standards of the LibreTexts platform; a detailed edit history is available upon request.

4.2: Types of Nonverbal Communication

Learning Objectives

1. Define kinesics.
2. Define haptics.
3. Define vocalics.
4. Define proxemics.
5. Define chronemics.
6. Provide examples of types of nonverbal communication that fall under these categories.
7. Discuss the ways in which personal presentation and environment provide nonverbal cues.

Just as verbal language is broken up into various categories, there are also different types of nonverbal communication. As we learn about each type of nonverbal signal, keep in mind that nonverbals often work in concert with each other, combining to repeat, modify, or contradict the verbal message being sent.

Kinesics

The word **kinesics** comes from the root word *kinesis*, which means “movement,” and refers to the study of hand, arm, body, and face movements. Specifically, this section will outline the use of gestures, head movements and posture, eye contact, and facial expressions as nonverbal communication.

Gestures

There are three main types of gestures: **adaptors**, **emblems**, and **illustrators** (Andersen, 1999). Adaptors are touching behaviors and movements that indicate internal states typically related to arousal or anxiety. Adaptors can be targeted toward the self, objects, or others. In regular social situations, adaptors result from uneasiness, anxiety, or a general sense that we are not in control of our surroundings. Many of us subconsciously click pens, shake our legs, or engage in other adaptors during classes, meetings, or while waiting as a way to do something with our excess energy. Public speaking students who watch video recordings of their speeches notice nonverbal adaptors that they didn’t know they used. In public speaking situations, people most commonly use self- or object-focused adaptors. Common self-touching behaviors like scratching, twirling hair, or fidgeting with fingers or hands are considered self-adaptors. Some self-adaptors manifest internally, as coughs or throat-clearing sounds. My personal weakness is object adaptors. Specifically, I subconsciously gravitate toward metallic objects like paper clips or staples holding my notes together and catch myself bending them or fidgeting with them while I’m speaking. Other people play with dry-erase markers, their note cards, the change in their pockets, or the lectern while speaking. Use of object adaptors can also signal boredom as people play with the straw in their drink or peel the label off a bottle of beer. Smartphones have become common object adaptors, as people can fiddle with their phones to help ease anxiety. Finally, as noted, other adaptors are more common in social situations than in public speaking situations given the speaker’s distance from audience members. Other adaptors involve adjusting or grooming others, similar to how primates like chimpanzees pick things off each other. It would definitely be strange for a speaker to approach an audience member and pick lint off his or her sweater, fix a crooked tie, tuck a tag in, or pat down a flyaway hair in the middle of a speech.

Emblems are gestures that have a specific agreed-on meaning. These are still different from the signs used by hearing-impaired people or others who communicate using [American Sign Language \(ASL\)](#). Even though they have a generally agreed-on meaning, they are not part of a formal sign system like ASL that is explicitly taught to a group of people. A hitchhiker’s raised thumb, the “OK” sign with thumb and index finger connected in a circle with the other three fingers sticking up, and the raised middle finger are all examples of emblems that have an agreed-on meaning or meanings with a culture. Emblems can be still or in motion; for example, circling the index finger around at the side of your head says “He or she is crazy,” or rolling your hands over and over in front of you says “Move on.”



Figure 4.2.1: Emblems are gestures that have a specific meaning. In the United States, a thumbs-up can mean “I need a ride” or “OK!”. Kreg Steppe – [Thumbs Up](#) – CC BY-SA 2.0.

Just as we can trace the history of a word, or its etymology, we can also trace some nonverbal signals, especially emblems, to their origins. Holding up the index and middle fingers in a “V” shape with the palm facing in is an insult gesture in Britain that basically means “up yours.” This gesture dates back centuries to the period in which the primary weapon of war was the bow and arrow. When archers were captured, their enemies would often cut off these two fingers, which was seen as the ultimate insult and worse than being executed since the archer could no longer shoot his bow and arrow. So holding up the two fingers was a provoking gesture used by archers to show their enemies that they still had their shooting fingers (Pease & Pease, 2004).

Illustrators are the most common type of gesture and are used to illustrate the verbal message they accompany. For example, you might use hand gestures to indicate the size or shape of an object. Unlike emblems, illustrators do not typically have meaning on their own and are used more subconsciously than emblems. These largely involuntary and seemingly natural gestures flow from us as we speak but vary in terms of intensity and frequency based on context. Although we are never explicitly taught how to use illustrative gestures, we do it automatically. Think about how you still gesture when having an animated conversation on the phone even though the other person can’t see you.

Head Movements and Posture

I group head movements and posture together because they are often both used to acknowledge others and communicate interest or attentiveness. In terms of head movements, a head nod is a universal sign of acknowledgement in cultures where the formal bow is no longer used as a greeting. In these cases, the head nod essentially serves as an abbreviated bow. An innate and universal head movement is the headshake back and forth to signal “no.” This nonverbal signal begins at birth, even before a baby has the ability to know that it has a corresponding meaning. Babies shake their head from side to side to reject their mother’s breast and later shake their head to reject attempts to spoon-feed (Pease & Pease, 2004). This biologically based movement then sticks with us to be a recognizable signal for “no.” We also move our head to indicate interest. For example, a head up typically indicates an engaged or neutral attitude, a head tilt indicates interest and is an innate submission gesture that exposes the neck and subconsciously makes people feel more trusting of us, and a head down signals a negative or aggressive attitude (Pease & Pease, 2004).

There are four general human postures: standing, sitting, squatting, and lying down (Hargie, 2011). Within each of these postures there are many variations, and when combined with particular gestures or other nonverbal cues they can express many different meanings. Most of our communication occurs while we are standing or sitting. One interesting standing posture involves putting our hands on our hips and is a nonverbal cue that we use subconsciously to make us look bigger and show assertiveness. When the elbows are pointed out, this prevents others from getting past us as easily and is a sign of attempted dominance or a gesture that says we’re ready for action. In terms of sitting, leaning back shows informality and indifference, straddling a chair is a sign of dominance (but also some insecurity because the person is protecting the vulnerable front part of his or her body), and leaning forward shows interest and attentiveness (Pease & Pease, 2004).

Eye Contact

We also communicate through eye behaviors, primarily eye contact. While eye behaviors are often studied under the category of kinesics, they have their own branch of nonverbal studies called **oculesics**, which comes from the Latin word *oculus*, meaning

“eye.” The face and eyes are the main point of focus during communication, and along with our ears our eyes take in most of the communicative information around us. The saying “The eyes are the window to the soul” is actually accurate in terms of where people typically think others are “located,” which is right behind the eyes (Andersen, 1999). Certain eye behaviors have become tied to personality traits or emotional states, as illustrated in phrases like “hungry eyes,” “evil eyes,” and “bedroom eyes.” To better understand oculosics, we will discuss the characteristics and functions of eye contact and pupil dilation.

Eye contact serves several communicative functions ranging from regulating interaction to monitoring interaction, to conveying information, to establishing interpersonal connections. In terms of regulating communication, we use eye contact to signal to others that we are ready to speak or we use it to cue others to speak. I’m sure we’ve all been in that awkward situation where a teacher asks a question, no one else offers a response, and he or she looks directly at us as if to say, “What do you think?” In that case, the teacher’s eye contact is used to cue us to respond. During an interaction, eye contact also changes as we shift from speaker to listener. US Americans typically shift eye contact while speaking—looking away from the listener and then looking back at his or her face every few seconds. Toward the end of our speaking turn, we make more direct eye contact with our listener to indicate that we are finishing up. While listening, we tend to make more sustained eye contact, not glancing away as regularly as we do while speaking (Martin & Nakayama, 2010).

Aside from regulating conversations, eye contact is also used to monitor interaction by taking in feedback and other nonverbal cues and to send information. Our eyes bring in the visual information we need to interpret people’s movements, gestures, and eye contact. A speaker can use his or her eye contact to determine if an audience is engaged, confused, or bored and then adapt his or her message accordingly. Our eyes also send information to others. People know not to interrupt when we are in deep thought because we naturally look away from others when we are processing information. Making eye contact with others also communicates that we are paying attention and are interested in what another person is saying. As we will learn in the chapter titled “Listening”, eye contact is a key part of active listening.

Eye contact can also be used to intimidate others. We have social norms about how much eye contact we make with people, and those norms vary depending on the setting and the person. Staring at another person in some contexts could communicate intimidation, while in other contexts it could communicate flirtation. As we learned, eye contact is a key immediacy behavior, and it signals to others that we are available for communication. Once communication begins, if it does, eye contact helps establish rapport or connection. We can also use our eye contact to signal that we do not want to make a connection with others. For example, in a public setting like an airport or a gym where people often make small talk, we can avoid making eye contact with others to indicate that we do not want to engage in small talk with strangers. Another person could use eye contact to try to coax you into speaking, though. For example, when one person continues to stare at another person who is not reciprocating eye contact, the person avoiding eye contact might eventually give in, become curious, or become irritated and say, “Can I help you with something?” As you can see, eye contact sends and receives important communicative messages that help us interpret others’ behaviors, convey information about our thoughts and feelings, and facilitate or impede rapport or connection. This list reviews the specific functions of eye contact:

- Regulate interaction and provide turn-taking signals
- Monitor communication by receiving nonverbal communication from others
- Signal cognitive activity (we look away when processing information)
- Express engagement (we show people we are listening with our eyes)
- Convey intimidation
- Express flirtation
- Establish rapport or connection

Pupil dilation is a subtle component of oculosics that doesn’t get as much scholarly attention in communication as eye contact does. Pupil dilation refers to the expansion and contraction of the black part of the center of our eyes and is considered a biometric form of measurement; it is involuntary and therefore seen as a valid and reliable form of data collection as opposed to self-reports on surveys or interviews that can be biased or misleading. Our pupils dilate when there is a lack of lighting and contract when light is plentiful (Guerrero & Floyd, 2006). Pain, sexual attraction, general arousal, anxiety/stress, and information processing (thinking) also affect pupil dilation. Researchers measure pupil dilation for a number of reasons. For example, advertisers use pupil dilation as an indicator of consumer preferences, assuming that more dilation indicates arousal and attraction to a product. We don’t consciously read others’ pupil dilation in our everyday interactions, but experimental research has shown that we subconsciously perceive pupil dilation, which affects our impressions and communication. In general, dilated pupils increase a person’s attractiveness. Even though we may not be aware of this subtle nonverbal signal, we have social norms and practices that may be

subconsciously based on pupil dilation. Take for example the notion of mood lighting and the common practice of creating a “romantic” ambiance with candlelight or the light from a fireplace. Softer and more indirect light leads to pupil dilation, and although we intentionally manipulate lighting to create a romantic ambiance, not to dilate our pupils, the dilated pupils are still subconsciously perceived, which increases perceptions of attraction (Andersen, 1999).

Facial Expressions

Our faces are the most expressive part of our bodies. Think of how photos are often intended to capture a particular expression “in a flash” to preserve for later viewing. Even though a photo is a snapshot in time, we can still interpret much meaning from a human face caught in a moment of expression, and basic facial expressions are recognizable by humans all over the world. Much research has supported the universality of a core group of facial expressions: happiness, sadness, fear, anger, and disgust. The first four are especially identifiable across cultures (Andersen, 1999). However, the triggers for these expressions and the cultural and social norms that influence their displays are still culturally diverse. If you’ve spent much time with babies you know that they’re capable of expressing all these emotions. Getting to see the pure and innate expressions of joy and surprise on a baby’s face is what makes playing peek-a-boo so entertaining for adults. As we get older, we learn and begin to follow display rules for facial expressions and other signals of emotion and also learn to better control our emotional expression based on the norms of our culture.

Smiles are powerful communicative signals and, as you’ll recall, are a key immediacy behavior. Although facial expressions are typically viewed as innate and several are universally recognizable, they are not always connected to an emotional or internal biological stimulus; they can actually serve a more social purpose. For example, most of the smiles we produce are primarily made for others and are not just an involuntary reflection of an internal emotional state (Andersen, 1999). These social smiles, however, are slightly but perceptibly different from more genuine smiles. People generally perceive smiles as more genuine when the other person smiles “with their eyes.” This particular type of smile is difficult if not impossible to fake because the muscles around the eye that are activated when we spontaneously or genuinely smile are not under our voluntary control. It is the involuntary and spontaneous contraction of these muscles that moves the skin around our cheeks, eyes, and nose to create a smile that’s distinct from a fake or polite smile (Evans, 2001). People are able to distinguish the difference between these smiles, which is why photographers often engage in cheesy joking with adults or use props with children to induce a genuine smile before they snap a picture.




Figure 4.2.2: Our faces are the most expressive part of our body and can communicate an array of different emotions. Elif Ayiter – Facial Expression Test – CC BY-NC-ND 2.0.

We will learn more about competent encoding and decoding of facial expressions in Section 4.3 “Nonverbal Communication Competence” and Section 4.4 “Nonverbal Communication in Context”, but since you are likely giving speeches in this class, let’s learn about the role of the face in public speaking. Facial expressions help set the emotional tone for a speech. In order to set a positive tone before you start speaking, briefly look at the audience and smile to communicate friendliness, openness, and confidence. Beyond your opening and welcoming facial expressions, facial expressions communicate a range of emotions and can be used to infer personality traits and make judgments about a speaker’s credibility and competence. Facial expressions can

communicate that a speaker is tired, excited, angry, confused, frustrated, sad, confident, smug, shy, or bored. Even if you aren't bored, for example, a slack face with little animation may lead an audience to think that you are bored with your own speech, which isn't likely to motivate them to be interested. So make sure your facial expressions are communicating an emotion, mood, or personality trait that you think your audience will view favorably, and that will help you achieve your speech goals. Also make sure your facial expressions match the content of your speech. When delivering something light-hearted or humorous, a smile, bright eyes, and slightly raised eyebrows will nonverbally enhance your verbal message. When delivering something serious or somber, a furrowed brow, a tighter mouth, and even a slight head nod can enhance that message. If your facial expressions and speech content are not consistent, your audience could become confused by the mixed messages, which could lead them to question your honesty and credibility.

Haptics

Think of how touch has the power to comfort someone in moment of sorrow when words alone cannot. This positive power of touch is countered by the potential for touch to be threatening because of its connection to sex and violence. To learn about the power of touch, we turn to haptics, which refers to the study of communication by touch. We probably get more explicit advice and instruction on how to use touch than any other form of nonverbal communication. A lack of nonverbal communication competence related to touch could have negative interpersonal consequences; for example, if we don't follow the advice we've been given about the importance of a firm handshake, a person might make negative judgments about our confidence or credibility. A lack of competence could have more dire negative consequences, including legal punishment, if we touch someone inappropriately (intentionally or unintentionally). Touch is necessary for human social development, and it can be welcoming, threatening, or persuasive. Research projects have found that students evaluated a library and its staff more favorably if the librarian briefly touched the patron while returning his or her library card, that female restaurant servers received larger tips when they touched patrons, and that people were more likely to sign a petition when the petitioner touched them during their interaction (Andersen, 1999).

There are several types of touch, including functional-professional, social-polite, friendship-warmth, love-intimacy, and sexual-arousal touch (Heslin & Apler, 1983). At the functional-professional level, touch is related to a goal or part of a routine professional interaction, which makes it less threatening and more expected. For example, we let barbers, hairstylists, doctors, nurses, tattoo artists, and security screeners touch us in ways that would otherwise be seen as intimate or inappropriate if not in a professional context. At the social-polite level, socially sanctioned touching behaviors help initiate interactions and show that others are included and respected. A handshake, a pat on the arm, and a pat on the shoulder are examples of social-polite touching. A handshake is actually an abbreviated hand-holding gesture, but we know that prolonged hand-holding would be considered too intimate and therefore inappropriate at the functional-professional or social-polite level. At the functional-professional and social-polite levels, touch still has interpersonal implications. The touch, although professional and not intimate, between hair stylist and client, or between nurse and patient, has the potential to be therapeutic and comforting. In addition, a social-polite touch exchange plays into initial impression formation, which can have important implications for how an interaction and a relationship unfold.

Of course, touch is also important at more intimate levels. At the friendship-warmth level, touch is more important and more ambiguous than at the social-polite level. At this level, touch interactions are important because they serve a relational maintenance purpose and communicate closeness, liking, care, and concern. The types of touching at this level also vary greatly from more formal and ritualized to more intimate, which means friends must sometimes negotiate their own comfort level with various types of touch and may encounter some ambiguity if their preferences don't match up with their relational partner's. In a friendship, for example, too much touch can signal sexual or romantic interest, and too little touch can signal distance or unfriendliness. At the love-intimacy level, touch is more personal and is typically only exchanged between significant others, such as best friends, close family members, and romantic partners. Touching faces, holding hands, and full frontal embraces are examples of touch at this level. Although this level of touch is not sexual, it does enhance feelings of closeness and intimacy and can lead to sexual-arousal touch, which is the most intimate form of touch, as it is intended to physically stimulate another person.

Touch is also used in many other contexts—for example, during play (e.g., arm wrestling), during physical conflict (e.g., slapping), and during conversations (e.g., to get someone's attention) (Jones, 1999). We also inadvertently send messages through accidental touch (e.g., bumping into someone). One of my interpersonal communication professors admitted that she enjoyed going to restaurants to observe “first-date behavior” and boasted that she could predict whether or not there was going to be a second date based on the couple's nonverbal communication. What sort of touching behaviors would indicate a good or bad first date?



Figure 4.2.3: Our faces are the most expressive part of our body and can communicate an array of different emotions. Elif Ayiter – [Facial Expression Test](#) – CC BY-NC-ND 2.0. On a first date, it is less likely that you will see couples sitting “school-bus style” (sharing the same side of a table or booth) or touching for an extended time. [Wikimedia Commons](#) – public domain.

During a first date or less formal initial interactions, quick fleeting touches give an indication of interest. For example, a pat on the back is an abbreviated hug (Andersen, 1999). In general, the presence or absence of touching cues us into people’s emotions. So as the daters sit across from each other, one person may lightly tap the other’s arm after he or she said something funny. If the daters are sitting side by side, one person may cross his or her legs and lean toward the other person so that each person’s knees or feet occasionally touch. Touching behavior as a way to express feelings is often reciprocal. A light touch from one dater will be followed by a light touch from the other to indicate that the first touch was OK. While verbal communication could also be used to indicate romantic interest, many people feel too vulnerable at this early stage in a relationship to put something out there in words. If your date advances a touch and you are not interested, it is also unlikely that you will come right out and say, “Sorry, but I’m not really interested.” Instead, due to common politeness rituals, you would be more likely to respond with other forms of nonverbal communication like scooting back, crossing your arms, or simply not acknowledging the touch.

I find hugging behavior particularly interesting, perhaps because of my experiences growing up in a very hug-friendly environment in the Southern United States and then living elsewhere where there are different norms. A hug can be obligatory, meaning that you do it because you feel like you have to, not because you want to. Even though you may think that this type of hug doesn’t communicate emotions, it definitely does. A limp, weak, or retreating hug may communicate anger, ambivalence, or annoyance. Think of other types of hugs and how you hug different people. Some types of hugs are the crisscross hug, the neck-waist hug, and the engulfing hug (Floyd, 2006). The crisscross hug is a rather typical hug where each person’s arm is below or above the other person’s arm. This hug is common among friends, romantic partners, and family members, and perhaps even coworkers. The neck-waist hug usually occurs in more intimate relationships as it involves one person’s arms around the other’s neck and the other person’s arms around the other’s waist. I think of this type of hug as the “slow-dance hug.” The engulfing hug is similar to a bear hug in that one person completely wraps the arms around the other as that person basically stands there. This hugging behavior usually occurs when someone is very excited and hugs the other person without warning.

Some other types of hugs are the “shake-first-then-tap hug” and the “back-slap hug.” I observe that these hugs are most often between men. The shake-first-then-tap hug involves a modified hand-shake where the hands are joined more with the thumb and fingers than the palm and the elbows are bent so that the shake occurs between the two huggers’ chests. The hug comes after the shake has been initiated with one arm going around the other person for usually just one tap, then a step back and release of the handshake. In this hugging behavior, the handshake that is maintained between the chests minimizes physical closeness and the intimacy that may be interpreted from the crisscross or engulfing hug where the majority of the huggers’ torsos are touching. This move away from physical closeness likely stems from a US norm that restricts men’s physical expression of affection due to homophobia or the worry of being perceived as gay. The slap hug is also a less physically intimate hug and involves a hug with one or both people slapping the other person’s back repeatedly, often while talking to each other. I’ve seen this type of hug go on for many seconds and with varying degrees of force involved in the slap. When the slap is more of a tap, it is actually an indication that

one person wants to let go. The video footage of then-president Bill Clinton hugging Monica Lewinsky that emerged as allegations that they had an affair were being investigated shows her holding on, while he was tapping from the beginning of the hug.

📌 “Getting Critical”: Airport Pat-Downs: The Law, Privacy, and Touch

Everyone who has flown over the past ten years has experienced the steady increase in security screenings. Since the terrorist attacks on September 11, 2001, airports around the world have had increased security. While passengers have long been subject to pat-downs if they set off the metal detector or arouse suspicion, recently foiled terrorist plots have made passenger screening more personal. The “shoe bomber” led to mandatory shoe removal and screening, and the more recent use of nonmetallic explosives hidden in clothing or in body cavities led to the use of body scanners that can see through clothing to check for concealed objects (Thomas, 2011). Protests against and anxiety about the body scanners, more colloquially known as “naked x-ray machines,” led to the new “enhanced pat-down” techniques for passengers who refuse to go through the scanners or passengers who are randomly selected or arouse suspicion in other ways. The strong reactions are expected given what we’ve learned about the power of touch as a form of nonverbal communication. The new pat-downs routinely involve touching the areas around a passenger’s breasts and/or genitals with a sliding hand motion. The Transportation Security Administration (TSA) notes that the areas being examined haven’t changed, but the degree of the touch has, as screeners now press and rub more firmly but used to use a lighter touch (Kravitz, 2010). Interestingly, police have long been able to use more invasive pat-downs, but only with probable cause. In the case of random selection at the airport, no probable cause provision has to be met, giving TSA agents more leeway with touch than police officers. Experts in aviation security differ in their assessment of the value of the pat-downs and other security procedures. Several experts have called for a revision of the random selection process in favor of more targeted screenings. What civil rights organizations critique as racial profiling, consumer rights activists and some security experts say allows more efficient use of resources and less inconvenience for the majority of passengers (Thomas, 2011). Although the TSA has made some changes to security screening procedures and have announced more to come, some passengers have started a backlash of their own. There have been multiple cases of passengers stripping down to their underwear or getting completely naked to protest the pat-downs, while several other passengers have been charged with assault for “groping” TSA agents in retaliation. Footage of pat-downs of toddlers and grandmothers in wheelchairs and self-uploaded videos of people recounting their pat-down experiences have gone viral on YouTube.

1. What limits, if any, do you think there should be on the use of touch in airport screening procedures?
2. In June of 2012 a passenger was charged with battery after “groping” a TSA supervisor to, as she claims, demonstrate the treatment that she had received while being screened. You can read more about the story and see the video here: <http://www.nydailynews.com/news/national/carol-jean-price-accused-groping-tsa-agent-florida-woman-demonstrating-treatment-received-article-1.1098521>. Do you think that her actions were justified? Why or why not?
3. Do you think that more targeted screening, as opposed to random screenings in which each person has an equal chance of being selected for enhanced pat-downs, is a good idea? Why? Do you think such targeted screening could be seen as a case of unethical racial profiling? Why or why not?

Vocalics

We learned earlier that *paralanguage* refers to the vocalized but nonverbal parts of a message. Vocalics is the study of paralanguage, which includes the vocal qualities that go along with verbal messages, such as pitch, volume, rate, vocal quality, and verbal fillers (Andersen, 1999).

Pitch helps convey meaning, regulate conversational flow, and communicate the intensity of a message. Even babies recognize a sentence with a higher pitched ending as a question. We also learn that greetings have a rising emphasis and farewells have falling emphasis. Of course, no one ever tells us these things explicitly; we learn them through observation and practice. We do not pick up on some more subtle and/or complex patterns of paralanguage involving pitch until we are older. Children, for example, have a difficult time perceiving sarcasm, which is usually conveyed through paralinguistic characteristics like pitch and tone rather than the actual words being spoken. Adults with lower than average intelligence and children have difficulty reading sarcasm in another person’s voice and instead may interpret literally what they say (Andersen, 1999).

Paralanguage provides important context for the verbal content of speech. For example, volume helps communicate intensity. A louder voice is usually thought of as more intense, although a soft voice combined with a certain tone and facial expression can be just as intense. We typically adjust our volume based on our setting, the distance between people, and the relationship. In our age of computer-mediated communication, TYPING IN ALL CAPS is usually seen as offensive, as it is equated with yelling. A voice at a

low volume or a whisper can be very appropriate when sending a covert message or flirting with a romantic partner, but it wouldn't enhance a person's credibility if used during a professional presentation.

Speaking rate refers to how fast or slow a person speaks and can lead others to form impressions about our emotional state, credibility, and intelligence. As with volume, variations in speaking rate can interfere with the ability of others to receive and understand verbal messages. A slow speaker could bore others and lead their attention to wander. A fast speaker may be difficult to follow, and the fast delivery can actually distract from the message. Speaking a little faster than the normal 120–150 words a minute, however, can be beneficial, as people tend to find speakers whose rate is above average more credible and intelligent (Buller & Burgoon, 1986). When speaking at a faster-than-normal rate, it is important that a speaker also clearly articulate and pronounce his or her words. Boomhauer, a character on the show *King of the Hill*, is an example of a speaker whose fast rate of speech combines with a lack of articulation and pronunciation to create a stream of words that only he can understand. A higher rate of speech combined with a pleasant tone of voice can also be beneficial for compliance gaining and can aid in persuasion.

Our tone of voice can be controlled somewhat with pitch, volume, and emphasis, but each voice has a distinct quality known as a vocal signature. Voices vary in terms of resonance, pitch, and tone, and some voices are more pleasing than others. People typically find pleasing voices that employ vocal variety and are not monotone, are lower pitched (particularly for males), and do not exhibit particular regional accents. Many people perceive nasal voices negatively and assign negative personality characteristics to them (Andersen, 1999). Think about people who have very distinct voices. Whether they are a public figure like President Bill Clinton, a celebrity like Snooki from the *Jersey Shore*, or a fictional character like Peter Griffin from *Family Guy*, some people's voices stick with us and make a favorable or unfavorable impression.

Verbal fillers are sounds that fill gaps in our speech as we think about what to say next. They are considered a part of nonverbal communication because they are not like typical words that stand in for a specific meaning or meanings. Verbal fillers such as “um,” “uh,” “like,” and “ah” are common in regular conversation and are not typically disruptive. As we learned earlier, the use of verbal fillers can help a person “keep the floor” during a conversation if they need to pause for a moment to think before continuing on with verbal communication. Verbal fillers in more formal settings, like a public speech, can hurt a speaker's credibility.

The following is a review of the various communicative functions of vocalics:

- **Repetition.** Vocalic cues reinforce other verbal and nonverbal cues (e.g., saying “I'm not sure” with an uncertain tone).
- **Complementing.** Vocalic cues elaborate on or modify verbal and nonverbal meaning (e.g., the pitch and volume used to say “I love sweet potatoes” would add context to the meaning of the sentence, such as the degree to which the person loves sweet potatoes or the use of sarcasm).
- **Accenting.** Vocalic cues allow us to emphasize particular parts of a message, which helps determine meaning (e.g., “*She* is my friend,” or “She is *my* friend,” or “She is my *friend*”).
- **Substituting.** Vocalic cues can take the place of other verbal or nonverbal cues (e.g., saying “uh huh” instead of “I am listening and understand what you're saying”).
- **Regulating.** Vocalic cues help regulate the flow of conversations (e.g., falling pitch and slowing rate of speaking usually indicate the end of a speaking turn).
- **Contradicting.** Vocalic cues may contradict other verbal or nonverbal signals (e.g., a person could say “I'm fine” in a quick, short tone that indicates otherwise).

Proxemics

Proxemics refers to the study of how space and distance influence communication. We only need look at the ways in which space shows up in common metaphors to see that space, communication, and relationships are closely related. For example, when we are content with and attracted to someone, we say we are “close” to him or her. When we lose connection with someone, we may say he or she is “distant.” In general, space influences how people communicate and behave. Smaller spaces with a higher density of people often lead to breaches of our personal space bubbles. If this is a setting in which this type of density is expected beforehand, like at a crowded concert or on a train during rush hour, then we make various communicative adjustments to manage the space issue. Unexpected breaches of personal space can lead to negative reactions, especially if we feel someone has violated our space voluntarily, meaning that a crowding situation didn't force them into our space. Additionally, research has shown that crowding can lead to criminal or delinquent behavior, known as a “mob mentality” (Andersen, 1999). To better understand how proxemics functions in nonverbal communication, we will more closely examine the proxemic distances associated with personal space and the concept of territoriality.

Proxemic Distances

We all have varying definitions of what our “personal space” is, and these definitions are contextual and depend on the situation and the relationship. Although our bubbles are invisible, people are socialized into the norms of personal space within their cultural group. Scholars have identified four zones for US Americans, which are public, social, personal, and intimate distance (Hall, 1968). The zones are more elliptical than circular, taking up more space in our front, where our line of sight is, than at our side or back where we can’t monitor what people are doing. You can see how these zones relate to each other and to the individual in Figure 4.2.4. Even within a particular zone, interactions may differ depending on whether someone is in the outer or inner part of the zone.

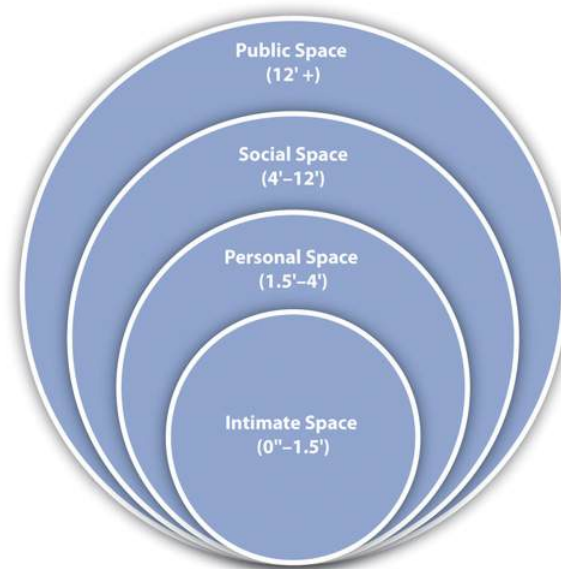


Figure 4.2.4: Proxemic Zones of Personal Space

Public Space (12 Feet or More)

Public and social zones refer to the space four or more feet away from our body, and the communication that typically occurs in these zones is formal and not intimate. Public space starts about twelve feet from a person and extends out from there. This is the least personal of the four zones and would typically be used when a person is engaging in a formal speech and is removed from the audience to allow the audience to see or when a high-profile or powerful person like a celebrity or executive maintains such a distance as a sign of power or for safety and security reasons. In terms of regular interaction, we are often not obligated or expected to acknowledge or interact with people who enter our public zone. It would be difficult to have a deep conversation with someone at this level because you have to speak louder and don’t have the physical closeness that is often needed to promote emotional closeness and/or establish rapport.

Social Space (4–12 Feet)

Communication that occurs in the social zone, which is four to twelve feet away from our body, is typically in the context of a professional or casual interaction, but not intimate or public. This distance is preferred in many professional settings because it reduces the suspicion of any impropriety. The expression “keep someone at an arm’s length” means that someone is kept out of the personal space and kept in the social/professional space. If two people held up their arms and stood so just the tips of their fingers were touching, they would be around four feet away from each other, which is perceived as a safe distance because the possibility for intentional or unintentional touching doesn’t exist. It is also possible to have people in the outer portion of our social zone but not feel obligated to interact with them, but when people come much closer than six feet to us then we often feel obligated to at least acknowledge their presence. In many typically sized classrooms, much of your audience for a speech will actually be in your social zone rather than your public zone, which is actually beneficial because it helps you establish a better connection with them. Students in large lecture classes should consider sitting within the social zone of the professor, since students who sit within this zone are more likely to be remembered by the professor, be acknowledged in class, and retain more information because they are close enough to take in important nonverbal and visual cues. Students who talk to me after class typically stand about four to five

feet away when they speak to me, which keeps them in the outer part of the social zone, typical for professional interactions. When students have more personal information to discuss, they will come closer, which brings them into the inner part of the social zone.

Personal Space (1.5–4 Feet)

Personal and intimate zones refer to the space that starts at our physical body and extends four feet. These zones are reserved for friends, close acquaintances, and significant others. Much of our communication occurs in the personal zone, which is what we typically think of as our “personal space bubble” and extends from 1.5 feet to 4 feet away from our body. Even though we are getting closer to the physical body of another person, we may use verbal communication at this point to signal that our presence in this zone is friendly and not intimate. Even people who know each other could be uncomfortable spending too much time in this zone unnecessarily. This zone is broken up into two subzones, which helps us negotiate close interactions with people we may not be close to interpersonally (McKay, Davis, & Fanning, 1995). The outer-personal zone extends from 2.5 feet to 4 feet and is useful for conversations that need to be private but that occur between people who are not interpersonally close. This zone allows for relatively intimate communication but doesn’t convey the intimacy that a closer distance would, which can be beneficial in professional settings. The inner-personal zone extends from 1.5 feet to 2.5 feet and is a space reserved for communication with people we are interpersonally close to or trying to get to know. In this subzone, we can easily touch the other person as we talk to them, briefly placing a hand on his or her arm or engaging in other light social touching that facilitates conversation, self-disclosure, and feelings of closeness.

Intimate Space

As we breach the invisible line that is 1.5 feet from our body, we enter the intimate zone, which is reserved for only the closest friends, family, and romantic/intimate partners. It is impossible to completely ignore people when they are in this space, even if we are trying to pretend that we’re ignoring them. A breach of this space can be comforting in some contexts and annoying or frightening in others. We need regular human contact that isn’t just verbal but also physical. We have already discussed the importance of touch in nonverbal communication, and in order for that much-needed touch to occur, people have to enter our intimate space. Being close to someone and feeling their physical presence can be very comforting when words fail. There are also social norms regarding the amount of this type of closeness that can be displayed in public, as some people get uncomfortable even seeing others interacting in the intimate zone. While some people are comfortable engaging in or watching others engage in PDAs (public displays of affection) others are not.

So what happens when our space is violated? Although these zones are well established in research for personal space preferences of US Americans, individuals vary in terms of their reactions to people entering certain zones, and determining what constitutes a “violation” of space is subjective and contextual. For example, another person’s presence in our social or public zones doesn’t typically arouse suspicion or negative physical or communicative reactions, but it could in some situations or with certain people. However, many situations lead to our personal and intimate space being breached by others against our will, and these breaches are more likely to be upsetting, even when they are expected. We’ve all had to get into a crowded elevator or wait in a long line. In such situations, we may rely on some verbal communication to reduce immediacy and indicate that we are not interested in closeness and are aware that a breach has occurred. People make comments about the crowd, saying, “We’re really packed in here like sardines,” or use humor to indicate that they are pleasant and well adjusted and uncomfortable with the breach like any “normal” person would be. Interestingly, as we will learn in our discussion of territoriality, we do not often use verbal communication to defend our personal space during regular interactions. Instead, we rely on more nonverbal communication like moving, crossing our arms, or avoiding eye contact to deal with breaches of space.

Territoriality

Territoriality is an innate drive to take up and defend spaces. This drive is shared by many creatures and entities, ranging from packs of animals to individual humans to nations. Whether it’s a gang territory, a neighborhood claimed by a particular salesperson, your preferred place to sit in a restaurant, your usual desk in the classroom, or the seat you’ve marked to save while getting concessions at a sporting event, we claim certain spaces as our own. There are three main divisions for territory: primary, secondary, and public (Hargie, 2011). Sometimes our claim to a space is official. These spaces are known as our primary territories because they are marked or understood to be exclusively ours and under our control. A person’s house, yard, room, desk, side of the bed, or shelf in the medicine cabinet could be considered primary territories.

Secondary territories don’t belong to us and aren’t exclusively under our control, but they are associated with us, which may lead us to assume that the space will be open and available to us when we need it without us taking any further steps to reserve it. This

happens in classrooms regularly. Students often sit in the same desk or at least same general area as they did on the first day of class. There may be some small adjustments during the first couple of weeks, but by a month into the semester, I don't notice students moving much voluntarily. When someone else takes a student's regular desk, she or he is typically annoyed. I do classroom observations for the graduate teaching assistants I supervise, which means I come into the classroom toward the middle of the semester and take a seat in the back to evaluate the class session. Although I don't intend to take someone's seat, on more than one occasion, I've been met by the confused or even glaring eyes of a student whose routine is suddenly interrupted when they see me sitting in "their seat."

Public territories are open to all people. People are allowed to mark public territory and use it for a limited period of time, but space is often up for grabs, which makes public space difficult to manage for some people and can lead to conflict. To avoid this type of situation, people use a variety of objects that are typically recognized by others as nonverbal cues that mark a place as temporarily reserved—for example, jackets, bags, papers, or a drink. There is some ambiguity in the use of markers, though. A half-empty cup of coffee may be seen as trash and thrown away, which would be an annoying surprise to a person who left it to mark his or her table while visiting the restroom. One scholar's informal observations revealed that a full drink sitting on a table could reserve a space in a university cafeteria for more than an hour, but a cup only half full usually only worked as a marker of territory for less than ten minutes. People have to decide how much value they want their marker to have. Obviously, leaving a laptop on a table indicates that the table is occupied, but it could also lead to the laptop getting stolen. A pencil, on the other hand, could just be moved out of the way and the space usurped.

Chronemics

Chronemics refers to the study of how time affects communication. Time can be classified into several different categories, including biological, personal, physical, and cultural time (Andersen, 1999). Biological time refers to the rhythms of living things. Humans follow a circadian rhythm, meaning that we are on a daily cycle that influences when we eat, sleep, and wake. When our natural rhythms are disturbed, by all-nighters, jet lag, or other scheduling abnormalities, our physical and mental health and our communication competence and personal relationships can suffer. Keep biological time in mind as you communicate with others. Remember that early morning conversations and speeches may require more preparation to get yourself awake enough to communicate well and a more patient or energetic delivery to accommodate others who may still be getting warmed up for their day.

Personal time refers to the ways in which individuals experience time. The way we experience time varies based on our mood, our interest level, and other factors. Think about how quickly time passes when you are interested in and therefore engaged in something. I have taught fifty-minute classes that seemed to drag on forever and three-hour classes that zipped by. Individuals also vary based on whether or not they are future or past oriented. People with past-time orientations may want to reminisce about the past, reunite with old friends, and put considerable time into preserving memories and keepsakes in scrapbooks and photo albums. People with future-time orientations may spend the same amount of time making career and personal plans, writing out to-do lists, or researching future vacations, potential retirement spots, or what book they're going to read next.

Physical time refers to the fixed cycles of days, years, and seasons. Physical time, especially seasons, can affect our mood and psychological states. Some people experience seasonal affective disorder that leads them to experience emotional distress and anxiety during the changes of seasons, primarily from warm and bright to dark and cold (summer to fall and winter).

Cultural time refers to how a large group of people view time. Polychronic people do not view time as a linear progression that needs to be divided into small units and scheduled in advance. Polychronic people keep more flexible schedules and may engage in several activities at once. Monochronic people tend to schedule their time more rigidly and do one thing at a time. A polychronic or monochronic orientation to time influences our social realities and how we interact with others.

Additionally, the way we use time depends in some ways on our status. For example, doctors can make their patients wait for extended periods of time, and executives and celebrities may run consistently behind schedule, making others wait for them. Promptness and the amount of time that is socially acceptable for lateness and waiting varies among individuals and contexts. Chronemics also covers the amount of time we spend talking. We've already learned that conversational turns and turn-taking patterns are influenced by social norms and help our conversations progress. We all know how annoying it can be when a person dominates a conversation or when we can't get a person to contribute anything.

Personal Presentation and Environment

Personal presentation involves two components: our physical characteristics and the artifacts with which we adorn and surround ourselves. Physical characteristics include body shape, height, weight, attractiveness, and other physical features of our bodies. We do not have as much control over how these nonverbal cues are encoded as we do with many other aspects of nonverbal communication. As Chapter 2 “Communication and Perception” noted, these characteristics play a large role in initial impression formation even though we know we “shouldn’t judge a book by its cover.” Although ideals of attractiveness vary among cultures and individuals, research consistently indicates that people who are deemed attractive based on physical characteristics have distinct advantages in many aspects of life. This fact, along with media images that project often unrealistic ideals of beauty, have contributed to booming health and beauty, dieting, gym, and plastic surgery industries. While there have been some controversial reality shows that seek to transform people’s physical characteristics, like *Extreme Makeover*, *The Swan*, and *The Biggest Loser*, the relative ease with which we can change the artifacts that send nonverbal cues about us has led to many more style and space makeover shows.

Have you ever tried to consciously change your “look?” I can distinctly remember two times in my life when I made pretty big changes in how I presented myself in terms of clothing and accessories. In high school, at the height of the “thrift store” craze, I started wearing clothes from the local thrift store daily. Of course, most of them were older clothes, so I was basically going for a “retro” look, which I thought really suited me at the time. Then in my junior year of college, as graduation finally seemed on the horizon and I felt myself entering a new stage of adulthood, I started wearing business-casual clothes to school every day, embracing the “dress for the job you want” philosophy. In both cases, these changes definitely impacted how others perceived me. Television programs like *What Not to Wear* seek to show the power of wardrobe and personal style changes in how people communicate with others.

Aside from clothes, jewelry, visible body art, hairstyles, and other political, social, and cultural symbols send messages to others about who we are. In the United States, body piercings and tattoos have been shifting from subcultural to mainstream over the past few decades. The physical location, size, and number of tattoos and piercings play a large role in whether or not they are deemed appropriate for professional contexts, and many people with tattoos and/or piercings make conscious choices about when and where they display their body art. Hair also sends messages whether it is on our heads or our bodies. Men with short hair are generally judged to be more conservative than men with long hair, but men with shaved heads may be seen as aggressive. Whether a person has a part in their hair, a mohawk, faux-hawk, ponytail, curls, or bright pink hair also sends nonverbal signals to others.

Jewelry can also send messages with varying degrees of direct meaning. A ring on the “ring finger” of a person’s left hand typically indicates that they are married or in an otherwise committed relationship. A thumb ring or a right-hand ring on the “ring finger” doesn’t send such a direct message. People also adorn their clothes, body, or belongings with religious or cultural symbols, like a cross to indicate a person’s Christian faith or a rainbow flag to indicate that a person is gay, lesbian, bisexual, transgender, queer, or an ally to one or more of those groups. People now wear various types of rubber bracelets, which have become a popular form of social cause marketing, to indicate that they identify with the “Livestrong” movement or support breast cancer awareness and research.



Figure 4.2.5: The objects that surround us send nonverbal cues that may influence how people perceive us. What impression does a messy, crowded office make?. Phil Stripling – [My desk](#) – CC BY-NC 2.0.

Last, the environment in which we interact affects our verbal and nonverbal communication. This is included because we can often manipulate the nonverbal environment similar to how we would manipulate our gestures or tone of voice to suit our communicative

needs. The books that we display on our coffee table, the magazines a doctor keeps in his or her waiting room, the placement of fresh flowers in a foyer, or a piece of mint chocolate on a hotel bed pillow all send particular messages and can easily be changed. The placement of objects and furniture in a physical space can help create a formal, distant, friendly, or intimate climate. In terms of formality, we can use nonverbal communication to convey dominance and status, which helps define and negotiate power and roles within relationships. Fancy cars and expensive watches can serve as symbols that distinguish a CEO from an entry-level employee. A room with soft lighting, a small fountain that creates ambient sounds of water flowing, and a comfy chair can help facilitate interactions between a therapist and a patient. In summary, whether we know it or not, our physical characteristics and the artifacts that surround us communicate much.

"Getting Plugged In": Avatars

Avatars are computer-generated images that represent users in online environments or are created to interact with users in online and offline situations. Avatars can be created in the likeness of humans, animals, aliens, or other nonhuman creatures (Allmendinger, 2010). Avatars vary in terms of functionality and technical sophistication and can include stationary pictures like buddy icons, cartoonish but humanlike animations like a Mii character on the Wii, or very humanlike animations designed to teach or assist people in virtual environments. More recently, 3-D holographic avatars have been put to work helping travelers at airports in Paris and New York (Strunksy, 2012; Tecca, 2012). Research has shown, though, that humanlike avatars influence people even when they are not sophisticated in terms of functionality and adaptability (Baylor, 2011). Avatars are especially motivating and influential when they are similar to the observer or user but more closely represent the person's ideal self. Appearance has been noted as one of the most important attributes of an avatar designed to influence or motivate. Attractiveness, coolness (in terms of clothing and hairstyle), and age were shown to be factors that increase or decrease the influence an avatar has over users (Baylor, 2011).

People also create their own avatars as self-representations in a variety of online environments ranging from online role-playing games like *World of Warcraft* and *Second Life* to some online learning management systems used by colleges and universities. Research shows that the line between reality and virtual reality can become blurry when it comes to avatar design and identification. This can become even more pronounced when we consider that some users, especially of online role-playing games, spend about twenty hours a week as their avatar.

Avatars do more than represent people in online worlds; they also affect their behaviors offline. For example, one study found that people who watched an avatar that looked like them exercising and losing weight in an online environment exercised more and ate healthier in the real world (Fox & Bailenson, 2009). Seeing an older version of them online led participants to form a more concrete social and psychological connection with their future selves, which led them to invest more money in a retirement account. People's actions online also mirror the expectations for certain physical characteristics, even when the user doesn't exhibit those characteristics and didn't get to choose them for his or her avatar. For example, experimental research showed that people using more attractive avatars were more extroverted and friendly than those with less attractive avatars, which is also a nonverbal communication pattern that exists among real people. In summary, people have the ability to self-select physical characteristics and personal presentation for their avatars in a way that they can't in their real life. People come to see their avatars as part of themselves, which opens the possibility for avatars to affect users' online and offline communication (Kim, Lee, & Kang, 2012).

1. Describe an avatar that you have created for yourself. What led you to construct the avatar the way you did, and how do you think your choices reflect your typical nonverbal self-presentation? If you haven't ever constructed an avatar, what would you make your avatar look like and why?
2. In 2009, a man in Japan became the first human to marry an avatar (that we know of). Although he claims that his avatar is better than any human girlfriend, he has been criticized as being out of touch with reality. You can read more about this human-avatar union through the following link: articles.cnn.com/2009-12-16/w.ry?_s=PM:WORLD. Do you think the boundaries between human reality and avatar fantasy will continue to fade as we become a more technologically fused world? How do you feel about interacting more with avatars in customer service situations like the airport avatar mentioned above? What do you think about having avatars as mentors, role models, or teachers?

Key Takeaways

- *Kinesics* refers to body movements and posture and includes the following components:

- Gestures are arm and hand movements and include adaptors like clicking a pen or scratching your face, emblems like a thumbs-up to say “OK,” and illustrators like bouncing your hand along with the rhythm of your speaking.
 - Head movements and posture include the orientation of movements of our head and the orientation and positioning of our body and the various meanings they send. Head movements such as nodding can indicate agreement, disagreement, and interest, among other things. Posture can indicate assertiveness, defensiveness, interest, readiness, or intimidation, among other things.
 - Eye contact is studied under the category of oculusics and specifically refers to eye contact with another person’s face, head, and eyes and the patterns of looking away and back at the other person during interaction. Eye contact provides turn-taking signals, signals when we are engaged in cognitive activity, and helps establish rapport and connection, among other things.
 - Facial expressions refer to the use of the forehead, brow, and facial muscles around the nose and mouth to convey meaning. Facial expressions can convey happiness, sadness, fear, anger, and other emotions.
- *Haptics* refers to touch behaviors that convey meaning during interactions. Touch operates at many levels, including functional-professional, social-polite, friendship-warmth, and love-intimacy.
 - *Vocalics* refers to the vocalized but not verbal aspects of nonverbal communication, including our speaking rate, pitch, volume, tone of voice, and vocal quality. These qualities, also known as paralanguage, reinforce the meaning of verbal communication, allow us to emphasize particular parts of a message, or can contradict verbal messages.
 - *Proxemics* refers to the use of space and distance within communication. US Americans, in general, have four zones that constitute our personal space: the public zone (12 or more feet from our body), social zone (4–12 feet from our body), the personal zone (1.5–4 feet from our body), and the intimate zone (from body contact to 1.5 feet away). Proxemics also studies territoriality, or how people take up and defend personal space.
 - *Chronemics* refers the study of how time affects communication and includes how different time cycles affect our communication, including the differences between people who are past or future oriented and cultural perspectives on time as fixed and measured (monochronic) or fluid and adaptable (polychronic).
 - *Personal presentation and environment* refers to how the objects we adorn ourselves and our surroundings with, referred to as *artifacts*, provide nonverbal cues that others make meaning from and how our physical environment—for example, the layout of a room and seating positions and arrangements—influences communication.

Exercises

1. Provide some examples of how eye contact plays a role in your communication throughout the day.
2. One of the key functions of vocalics is to add emphasis to our verbal messages to influence the meaning. Provide a meaning for each of the following statements based on which word is emphasized: “*She* is my friend.” “She is *my* friend.” “She is my *friend*.”
3. Getting integrated: Many people do not think of time as an important part of our nonverbal communication. Provide an example of how chronemics sends nonverbal messages in academic settings, professional settings, and personal settings.

References

- Allmendinger, K., “Social Presence in Synchronous Virtual Learning Situations: The Role of Nonverbal Signals Displayed by Avatars,” *Educational Psychology Review* 22, no. 1 (2010): 42.
- Andersen, P. A., *Nonverbal Communication: Forms and Functions* (Mountain View, CA: Mayfield, 1999), 36.
- Baylor, A. L., “The Design of Motivational Agents and Avatars,” *Educational Technology Research and Development* 59, no. 2 (2011): 291–300.
- Buller, D. B. and Judee K. Burgoon, “The Effects of Vocalics and Nonverbal Sensitivity on Compliance,” *Human Communication Research* 13, no. 1 (1986): 126–44.
- Evans, D., *Emotion: The Science of Sentiment* (New York: Oxford University Press, 2001), 107.
- Floyd, K., *Communicating Affection: Interpersonal Behavior and Social Context* (Cambridge: Cambridge University Press, 2006), 33–34.
- Fox, J. and Jeremy M. Bailenson, “Virtual Self-Modeling: The Effects of Vicarious Reinforcement and Identification on Exercise Behaviors,” *Media Psychology* 12, no. 1 (2009): 1–25.
- Guerrero, L. K. and Kory Floyd, *Nonverbal Communication in Close Relationships* (Mahwah, NJ: Lawrence Erlbaum, 2006): 176.

- Hall, E. T., “Proxemics,” *Current Anthropology* 9, no. 2 (1968): 83–95.
- Hargie, O., *Skilled Interpersonal Interaction: Research, Theory, and Practice*, 5th ed. (London: Routledge, 2011), 63.
- Heslin, R. and Tari Apler, “Touch: A Bonding Gesture,” in *Nonverbal Interaction*, eds. John M. Weimann and Randall Harrison (Longon: Sage, 1983), 47–76.
- Jones, S. E., “Communicating with Touch,” in *The Nonverbal Communication Reader: Classic and Contemporary Readings*, 2nd ed., eds. Laura K. Guerrero, Joseph A. Devito, and Michael L. Hecht (Prospect Heights, IL: Waveland Press, 1999).
- Kim, C., Sang-Gun Lee, and Minchoel Kang, “I Became an Attractive Person in the Virtual World: Users’ Identification with Virtual Communities and Avatars,” *Computers in Human Behavior*, 28, no. 5 (2012): 1663–69
- Kravitz, D., “Airport ‘Pat-Downs’ Cause Growing Passenger Backlash,” *The Washington Post*, November 13, 2010, accessed June 23, 2012, www.washingtonpost.com/wp-dyn.T2010113005385.
- Martin, J. N. and Thomas K. Nakayama, *Intercultural Communication in Contexts*, 5th ed. (Boston, MA: McGraw-Hill, 2010), 276.
- McKay, M., Martha Davis, and Patrick Fanning, *Messages: Communication Skills Book*, 2nd ed. (Oakland, CA: New Harbinger Publications, 1995), 59.
- Pease, A. and Barbara Pease, *The Definitive Book of Body Language* (New York, NY: Bantam, 2004), 121.
- Strunksy, S., “New Airport Service Rep Is Stiff and Phony, but She’s Friendly,” *NJ.COM*, May 22, 2012, accessed June 28, 2012, http://www.nj.com/news/index.ssf/2012/05/new_airport_service_rep_is_sti.html.
- Tecca, “New York City Airports Install New, Expensive Holograms to Help You Find Your Way,” *Y! Tech: A Yahoo! News Blog*, May 22, 2012, accessed June 28, 2012, <http://news.yahoo.com/blogs/technolo.024937526.html>.
- Thomas, A. R., *Soft Landing: Airline Industry Strategy, Service, and Safety* (New York, NY: Apress, 2011), 117–23.

This page titled [4.2: Types of Nonverbal Communication](#) is shared under a [CC BY-NC-SA 3.0](#) license and was authored, remixed, and/or curated by [Anonymous](#) via [source content](#) that was edited to the style and standards of the LibreTexts platform; a detailed edit history is available upon request.

4.3: Nonverbal Communication Competence

Learning Objectives

1. Identify and employ strategies for improving competence with sending nonverbal messages.
2. Identify and employ strategies for improving competence with interpreting nonverbal messages.

As we age, we internalize social and cultural norms related to sending (encoding) and interpreting (decoding) nonverbal communication. In terms of sending, the tendency of children to send unmonitored nonverbal signals reduces as we get older and begin to monitor and perhaps censor or mask them (Andersen, 1999). Likewise, as we become more experienced communicators we tend to think that we become better at interpreting nonverbal messages. In this section we will discuss some strategies for effectively encoding and decoding nonverbal messages. As we've already learned, we receive little, if any, official instruction in nonverbal communication, but you can think of this chapter as a training manual to help improve your own nonverbal communication competence. As with all aspects of communication, improving your nonverbal communication takes commitment and continued effort. However, research shows that education and training in nonverbal communication can lead to quick gains in knowledge and skill (Riggio, 1992). Additionally, once the initial effort is put into improving your nonverbal encoding and decoding skills and those new skills are put into practice, people are encouraged by the positive reactions from others. Remember that people enjoy interacting with others who are skilled at nonverbal encoding and decoding, which will be evident in their reactions, providing further motivation and encouragement to hone your skills.

Guidelines for Sending Nonverbal Messages

As is stressed in the chapter titled “Communication and Perception”, first impressions matter. Nonverbal cues account for much of the content from which we form initial impressions, so it's important to know that people make judgments about our identities and skills after only brief exposure. Our competence regarding and awareness of nonverbal communication can help determine how an interaction will proceed and, in fact, whether it will take place at all. People who are skilled at encoding nonverbal messages are more favorably evaluated after initial encounters. This is likely due to the fact that people who are more nonverbally expressive are also more attention getting and engaging and make people feel more welcome and warm due to increased immediacy behaviors, all of which enhance perceptions of charisma.



People who are more nonverbally expressive typically form more positive initial impressions, because expressivity in the form of immediacy behaviors is attention getting and welcoming. [Wikimedia Commons](#) – CC BY 2.0.

Understand That Nonverbal Communication Is Multichannel

Be aware of the multichannel nature of nonverbal communication. We rarely send a nonverbal message in isolation. For example, a posture may be combined with a touch or eye behavior to create what is called a nonverbal cluster (Pease & Pease, 2004). Nonverbal congruence refers to consistency among different nonverbal expressions within a cluster. Congruent nonverbal communication is more credible and effective than ambiguous or conflicting nonverbal cues. Even though you may intend for your

nonverbal messages to be congruent, they could still be decoded in a way that doesn't match up with your intent, especially since nonverbal expressions vary in terms of their degree of conscious encoding. In this sense, the multichannel nature of nonverbal communication creates the potential of both increased credibility and increased ambiguity.

When we become more aware of the messages we are sending, we can monitor for nonverbal signals that are incongruent with other messages or may be perceived as such. If a student is talking to his professor about his performance in the class and concerns about his grade, the professor may lean forward and nod, encoding a combination of a body orientation and a head movement that conveys attention. If the professor, however, regularly breaks off eye contact and looks anxiously at her office door, then she is sending a message that could be perceived as disinterest, which is incongruent with the overall message of care and concern she probably wants to encode. Increasing our awareness of the multiple channels through which we send nonverbal cues can help us make our signals more congruent in the moment.

Understand That Nonverbal Communication Affects Our Interactions

Nonverbal communication affects our own and others' behaviors and communication. Changing our nonverbal signals can affect our thoughts and emotions. Knowing this allows us to have more control over the trajectory of our communication, possibly allowing us to intervene in a negative cycle. For example, if you are waiting in line to get your driver's license renewed and the agents in front of you are moving slower than you'd like and the man in front of you doesn't have his materials organized and is asking unnecessary questions, you might start to exhibit nonverbal clusters that signal frustration. You might cross your arms, a closing-off gesture, and combine that with wrapping your fingers tightly around one bicep and occasionally squeezing, which is a self-touch adaptor that results from anxiety and stress. The longer you stand like that, the more frustrated and defensive you will become, because that nonverbal cluster reinforces and heightens your feelings. Increased awareness about these cycles can help you make conscious moves to change your nonverbal communication and, subsequently, your cognitive and emotional states (McKay, Davis, & Fanning, 1995).

As your nonverbal encoding competence increases, you can strategically manipulate your behaviors. During my years as a restaurant server I got pretty good at knowing what tables to engage with and "schmooze" a little more to get a better tip. Restaurant servers, bartenders, car salespeople, realtors, exotic dancers, and many others who work in a service or sales capacity know that part of "sealing the deal" is making people feel liked, valued, and important. The strategic use of nonverbal communication to convey these messages is largely accepted and expected in our society, and as customers or patrons, we often play along because it feels good in the moment to think that the other person actually cares about us. Using nonverbals that are intentionally deceptive and misleading can have negative consequences and cross the line into unethical communication.

As you get better at monitoring and controlling your nonverbal behaviors and understanding how nonverbal cues affect our interaction, you may show more competence in multiple types of communication. For example, people who are more skilled at monitoring and controlling nonverbal displays of emotion report that they are more comfortable public speakers (Riggio, 1992). Since speakers become more nervous when they think that audience members are able to detect their nervousness based on outwardly visible, mostly nonverbal cues, it is logical that confidence in one's ability to control those outwardly visible cues would result in a lessening of that common fear.

Understand How Nonverbal Communication Creates Rapport

Humans have evolved an innate urge to mirror each other's nonverbal behavior, and although we aren't often aware of it, this urge influences our behavior daily (Pease & Pease, 2004). Think, for example, about how people "fall into formation" when waiting in a line. Our nonverbal communication works to create an unspoken and subconscious cooperation, as people move and behave in similar ways. When one person leans to the left the next person in line may also lean to the left, and this shift in posture may continue all the way down the line to the end, until someone else makes another movement and the whole line shifts again. This phenomenon is known as mirroring, which refers to the often subconscious practice of using nonverbal cues in a way that match those of others around us. Mirroring sends implicit messages to others that say, "Look! I'm just like you." Mirroring evolved as an important social function in that it allowed early humans to more easily fit in with larger groups. Logically, early humans who were more successful at mirroring were more likely to secure food, shelter, and security and therefore passed that genetic disposition on down the line to us.

Last summer, during a backyard game of "corn hole" with my family, my mom and sister were standing at the other board and kept whispering to each other and laughing at my dad and me. Corn hole, which is also called "bags," involves throwing a cloth sack filled with corn toward another team's board with the goal of getting it in the hole or on the board to score points. They later told us that they were amazed at how we stood, threw our bags, and shifted position between rounds in unison. Although my dad and I

didn't realize we were doing it, our subconscious mirroring was obviously noticeable to others. Mirroring is largely innate and subconscious, but we can more consciously use it and a variety of other nonverbal signals, like the immediacy behaviors we discussed earlier, to help create social bonds and mutual liking.

Understand How Nonverbal Communication Regulates Conversations

The ability to encode appropriate turn-taking signals can help ensure that we can hold the floor when needed in a conversation or work our way into a conversation smoothly, without inappropriately interrupting someone or otherwise being seen as rude. People with nonverbal encoding competence are typically more “in control” of conversations. This regulating function can be useful in initial encounters when we are trying to learn more about another person and in situations where status differentials are present or compliance gaining or dominance are goals. Although close friends, family, and relational partners can sometimes be an exception, interrupting is generally considered rude and should be avoided. Even though verbal communication is most often used to interrupt another person, interruptions are still studied as a part of chronemics because it interferes with another person's talk time. Instead of interrupting, you can use nonverbal signals like leaning in, increasing your eye contact, or using a brief gesture like subtly raising one hand or the index finger to signal to another person that you'd like to soon take the floor.

Understand How Nonverbal Communication Relates to Listening

Part of being a good listener involves nonverbal-encoding competence, as nonverbal feedback in the form of head nods, eye contact, and posture can signal that a listener is paying attention and the speaker's message is received and understood. Active listening, for example, combines good cognitive listening practices with outwardly visible cues that signal to others that we are listening. We will learn more about active listening in the chapter titled “Listening”, but we all know from experience which nonverbal signals convey attentiveness and which convey a lack of attentiveness. Listeners are expected to make more eye contact with the speaker than the speaker makes with them, so it's important to “listen with your eyes” by maintaining eye contact, which signals attentiveness. Listeners should also avoid distracting movements in the form of self, other, and object adaptors. Being a higher self-monitor can help you catch nonverbal signals that might signal that you aren't listening, at which point you could consciously switch to more active listening signals.

Understand How Nonverbal Communication Relates to Impression Management

The nonverbal messages we encode also help us express our identities and play into impression management, which as we learned in the chapter titled “Introduction to Communication Studies” is a key part of communicating to achieve identity goals. Being able to control nonverbal expressions and competently encode them allows us to better manage our persona and project a desired self to others—for example, a self that is perceived as competent, socially attractive, and engaging. Being nonverbally expressive during initial interactions usually leads to more favorable impressions. So smiling, keeping an attentive posture, and offering a solid handshake help communicate confidence and enthusiasm that can be useful on a first date, during a job interview, when visiting family for the holidays, or when running into an acquaintance at the grocery store. Nonverbal communication can also impact the impressions you make as a student. Research has also found that students who are more nonverbally expressive are liked more by their teachers and are more likely to have their requests met by their teachers (Mottet et al., 2004).

Increase Competence in Specific Channels of Nonverbal Communication

While it is important to recognize that we send nonverbal signals through multiple channels simultaneously, we can also increase our nonverbal communication competence by becoming more aware of how it operates in specific channels. Although no one can truly offer you a rulebook on how to effectively send every type of nonverbal signal, there are several nonverbal guidebooks that are written from more anecdotal and less academic perspectives. While these books vary tremendously in terms of their credibility and quality, some, like Allan Pease and Barbara Pease's *The Definitive Book of Body Language*, are informative and interesting to read.

Kinesics

The following guidelines may help you more effectively encode nonverbal messages sent using your hands, arms, body, and face.

Gestures

- Illustrators make our verbal communication more engaging. I recommend that people doing phone interviews or speaking on the radio make an effort to gesture as they speak, even though people can't see the gestures, because it will make their words sound more engaging.

- Remember that adaptors can hurt your credibility in more formal or serious interactions. Figure out what your common adaptors are and monitor them so you can avoid creating unfavorable impressions.
- Gestures send messages about your emotional state. Since many gestures are spontaneous or subconscious, it is important to raise your awareness of them and monitor them. Be aware that clenched hands may signal aggression or anger, nail biting or fidgeting may signal nervousness, and finger tapping may signal boredom.

Eye Contact

- Eye contact is useful for initiating and regulating conversations. To make sure someone is available for interaction and to avoid being perceived as rude, it is usually a good idea to “catch their eye” before you start talking to them.
- Avoiding eye contact or shifting your eye contact from place to place can lead others to think you are being deceptive or inattentive. Minimize distractions by moving a clock, closing a door, or closing window blinds to help minimize distractions that may lure your eye contact away.
- Although avoiding eye contact can be perceived as sign of disinterest, low confidence, or negative emotionality, eye contact avoidance can be used positively as a face-saving strategy. The notion of civil inattention refers to a social norm that leads us to avoid making eye contact with people in situations that deviate from expected social norms, such as witnessing someone fall or being in close proximity to a stranger expressing negative emotions (like crying). We also use civil inattention when we avoid making eye contact with others in crowded spaces (Goffman, 2010).

Facial Expressions

- You can use facial expressions to manage your expressions of emotions to intensify what you’re feeling, to diminish what you’re feeling, to cover up what you’re feeling, to express a different emotion than you’re feeling, or to simulate an emotion that you’re not feeling (Metts & Planlap, 2002).
- Be aware of the power of emotional contagion, or the spread of emotion from one person to another. Since facial expressions are key for emotional communication, you may be able to strategically use your facial expressions to cheer someone up, lighten a mood, or create a more serious and somber tone.
- Smiles are especially powerful as an immediacy behavior and a rapport-building tool. Smiles can also help to disarm a potentially hostile person or deescalate conflict. When I have a problem or complain in a customer service situation, I always make sure to smile at the clerk, manager, or other person before I begin talking to help minimize my own annoyance and set a more positive tone for the interaction.

Haptics

The following guidelines may help you more effectively encode nonverbal signals using touch:

- Remember that culture, status, gender, age, and setting influence how we send and interpret touch messages.
- In professional and social settings, it is generally OK to touch others on the arm or shoulder. Although we touch others on the arm or shoulder with our hand, it is often too intimate to touch your hand to another person’s hand in a professional or social/casual setting.

These are types of touch to avoid (Andersen, 1999):

- Avoid touching strangers unless being introduced or offering assistance.
- Avoid hurtful touches and apologize if they occur, even if accidentally.
- Avoid startling/surprising another person with your touch.
- Avoid interrupting touches such as hugging someone while they are talking to someone else.
- Avoid moving people out of the way with only touch—pair your touch with a verbal message like “excuse me.”
- Avoid overly aggressive touch, especially when disguised as playful touch (e.g., horseplay taken too far).
- Avoid combining touch with negative criticism; a hand on the shoulder during a critical statement can increase a person’s defensiveness and seem condescending or aggressive.

Vocalics

The following guidelines may help you more effectively encode nonverbal signals using paralanguage.

- Verbal fillers are often used subconsciously and can negatively affect your credibility and reduce the clarity of your message when speaking in more formal situations. In fact, verbal fluency is one of the strongest predictors of persuasiveness (Hargie,

2011). Becoming a higher self-monitor can help you notice your use of verbal fillers and begin to eliminate them. Beginner speakers can often reduce their use of verbal fillers noticeably over just a short period of time.

- Vocal variety increases listener and speaker engagement, understanding, information recall, and motivation. So having a more expressive voice that varies appropriately in terms of rate, pitch, and volume can help you achieve communication goals related to maintaining attention, effectively conveying information, and getting others to act in a particular way.

Proxemics

The following may help you more effectively encode nonverbal signals related to interpersonal distances.

- When breaches of personal space occur, it is a social norm to make nonverbal adjustments such as lowering our level of immediacy, changing our body orientations, and using objects to separate ourselves from others. To reduce immediacy, we engage in civil inattention and reduce the amount of eye contact we make with others. We also shift the front of our body away from others since it has most of our sensory inputs and also allows access to body parts that are considered vulnerable, such as the stomach, face, and genitals (Andersen, 1999). When we can't shift our bodies, we often use coats, bags, books, or our hands to physically separate or block off the front of our bodies from others.
- Although pets and children are often granted more leeway to breach other people's space, since they are still learning social norms and rules, as a pet owner, parent, or temporary caretaker, be aware of this possibility and try to prevent such breaches or correct them when they occur.

Chronemics

The following guideline may help you more effectively encode nonverbal signals related to time.

- In terms of talk time and turn taking, research shows that people who take a little longer with their turn, holding the floor slightly longer than normal, are actually seen as more credible than people who talk too much or too little (Andersen, 1999).
- Our lateness or promptness can send messages about our professionalism, dependability, or other personality traits. Formal time usually applies to professional situations in which we are expected to be on time or even a few minutes early. You generally wouldn't want to be late for work, a job interview, a medical appointment, and so on. Informal time applies to casual and interpersonal situations in which there is much more variation in terms of expectations for promptness. For example, when I lived in a large city, people often arrived to dinner parties or other social gatherings about thirty minutes after the announced time, given the possibility of interference by heavy traffic or people's hectic schedules. Now that I live in a smaller town in the Midwest, I've learned that people are expected to arrive at or close to the announced time. For most social meetings with one other person or a small group, you can be five minutes late without having to offer much of an apology or explanation. For larger social gatherings you can usually be fifteen minutes late as long as your late arrival doesn't interfere with the host's plans or preparations.
- Quality time is an important part of interpersonal relationships, and sometimes time has to be budgeted so that it can be saved and spent with certain people or on certain occasions—like date nights for couples or family time for parents and children or other relatives.

Personal Presentation and Environment

The following guidelines may help you more effectively encode nonverbal signals related to personal presentation and environment.

- Recognize that personal presentation carries much weight in terms of initial impressions, so meeting the expectations and social norms for dress, grooming, and other artifactual communication is especially important for impression management.
- Recognize that some environments facilitate communication and some do not. A traditional front-facing business or educational setup is designed for one person to communicate with a larger audience. People in the audience cannot as easily interact with each other because they can't see each other face-to-face without turning. A horseshoe or circular arrangement allows everyone to make eye contact and facilitates interaction. Even close proximity doesn't necessarily facilitate interaction. For example, a comfortable sofa may bring four people together, but eye contact among all four is nearly impossible if they're all facing the same direction.
- Where you choose to sit can also impact perceived characteristics and leadership decisions. People who sit at the head or center of a table are often chosen to be leaders by others because of their nonverbal accessibility—a decision which may have more to do with where the person chose to sit than the person's perceived or actual leadership abilities. Research has found that juries

often select their foreperson based on where he or she happens to sit (Andersen, 1999). Keep this in mind the next time you take your seat at a meeting.

Guidelines for Interpreting Nonverbal Messages

We learn to decode or interpret nonverbal messages through practice and by internalizing social norms. Following the suggestions to become a better encoder of nonverbal communication will lead to better decoding competence through increased awareness. Since nonverbal communication is more ambiguous than verbal communication, we have to learn to interpret these cues as clusters within contexts. My favorite way to increase my knowledge about nonverbal communication is to engage in people watching. Just by consciously taking in the variety of nonverbal signals around us, we can build our awareness and occasionally be entertained. Skilled decoders of nonverbal messages are said to have nonverbal sensitivity, which, very similarly to skilled encoders, leads them to have larger social networks, be more popular, and exhibit less social anxiety (Riggio, 1992).

There Is No Nonverbal Dictionary

The first guideline for decoding nonverbal communication is to realize that there is no nonverbal dictionary. Some nonverbal scholars and many nonverbal skill trainers have tried to catalog nonverbal communication like we do verbal communication to create dictionary-like guides that people can use to interpret nonverbal signals. Although those guides may contain many valid “rules” of nonverbal communication, those rules are always relative to the individual, social, and cultural contexts in which an interaction takes place. In short, you can’t read people’s nonverbal communication like a book, and there are no A-to-Z guides that capture the complexity of nonverbal communication (DePaulo, 1992). Rather than using a list of specific *rules*, I suggest people develop more general *tools* that will be useful in and adaptable to a variety of contexts.

Recognize That Certain Nonverbal Signals Are Related

The second guideline for decoding nonverbal signals is to recognize that certain nonverbal signals are related. Nonverbal rulebooks aren’t effective because they typically view a nonverbal signal in isolation, similar to how dictionaries separately list denotative definitions of words. To get a more nuanced understanding of the meaning behind nonverbal cues, we can look at them as progressive or layered. For example, people engaging in negative critical evaluation of a speaker may cross their legs, cross one arm over their stomach, and put the other arm up so the index finger is resting close to the eye while the chin rests on the thumb (Pease & Pease, 2004). A person wouldn’t likely perform all those signals simultaneously. Instead, he or she would likely start with one and then layer more cues on as the feelings intensified. If we notice that a person is starting to build related signals like the ones above onto one another, we might be able to intervene in the negative reaction that is building. Of course, as nonverbal cues are layered on, they may contradict other signals, in which case we can turn to context clues to aid our interpretation.



Although cultural patterns exist, people also exhibit idiosyncratic nonverbal behavior, meaning they don’t always follow the norms of the group. Jed Scattergood – [School](#) – CC BY-ND 2.0.

Read Nonverbal Cues in Context

We will learn more specifics about nonverbal communication in relational, professional, and cultural contexts in Section 4.1 “Principles and Functions of Nonverbal Communication”, but we can also gain insight into how to interpret nonverbal cues through personal contexts. People have idiosyncratic nonverbal behaviors, which create an individual context that varies with each person.

Even though we generally fit into certain social and cultural patterns, some people deviate from those norms. For example, some cultures tend toward less touching and greater interpersonal distances during interactions. The United States falls into this general category, but there are people who were socialized into these norms who as individuals deviate from them and touch more and stand closer to others while conversing. As the idiosyncratic communicator inches toward his or her conversational partner, the partner may inch back to reestablish the interpersonal distance norm. Such deviations may lead people to misinterpret sexual or romantic interest or feel uncomfortable. While these actions could indicate such interest, they could also be idiosyncratic. As this example shows, these individual differences can increase the ambiguity of nonverbal communication, but when observed over a period of time, they can actually help us generate meaning. Try to compare observed nonverbal cues to a person's typical or baseline nonverbal behavior to help avoid misinterpretation. In some instances it is impossible to know what sorts of individual nonverbal behaviors or idiosyncrasies people have because there isn't a relational history. In such cases, we have to turn to our knowledge about specific types of nonverbal communication or draw from more general contextual knowledge.

Interpreting Cues within Specific Channels

When nonverbal cues are ambiguous or contextual clues aren't useful in interpreting nonverbal clusters, we may have to look at nonverbal behaviors within specific channels. Keep in mind that the following tips aren't hard and fast rules and are usually more meaningful when adapted according to a specific person or context. In addition, many of the suggestions in the section on encoding competence can be adapted usefully to decoding.

Kinesics

Gestures (Pease & Pease, 2004)

- While it doesn't always mean a person is being honest, displaying palms is largely unconsciously encoded and decoded as a sign of openness and truthfulness. Conversely, crossing your arms in front of your chest is decoded almost everywhere as a negative gesture that conveys defensiveness.
- We typically decode people putting their hands in their pocket as a gesture that indicates shyness or discomfort. Men often subconsciously put their hands in their pockets when they don't want to participate in a conversation. But displaying the thumb or thumbs while the rest of the hand is in the pocket is a signal of a dominant or authoritative attitude.
- Nervous communicators may have distracting mannerisms in the form of adaptors that you will likely need to tune out in order to focus more on other verbal and nonverbal cues.

Head Movements and Posture

- The head leaning over and being supported by a hand can typically be decoded as a sign of boredom, the thumb supporting the chin and the index finger touching the head close to the temple or eye as a sign of negative evaluative thoughts, and the chin stroke as a sign that a person is going through a decision-making process (Pease & Pease, 2004).
- In terms of seated posture, leaning back is usually decoded as a sign of informality and indifference, straddling a chair as a sign of dominance (but also some insecurity because the person is protecting the vulnerable front part of his or her body), and leaning forward as a signal of interest and attentiveness.

Eye Contact

- When someone is avoiding eye contact, don't immediately assume they are not listening or are hiding something, especially if you are conveying complex or surprising information. Since looking away also signals cognitive activity, they may be processing information, and you may need to pause and ask if they need a second to think or if they need you to repeat or explain anything more.
- A "sideways glance," which entails keeping the head and face pointed straight ahead while focusing the eyes to the left or right, has multiple contradictory meanings ranging from interest, to uncertainty, to hostility. When the sideways glance is paired with a slightly raised eyebrow or smile, it is sign of interest. When combined with a furrowed brow it generally conveys uncertainty. But add a frown to that mix and it can signal hostility (Pease & Pease, 2004).

Facial Expressions

- Be aware of discrepancies between facial expressions and other nonverbal gestures and verbal communication. Since facial expressions are often subconscious, they may be an indicator of incongruency within a speaker's message, and you may need to follow up with questions or consider contextual clues to increase your understanding.

Haptics

- Consider the status and power dynamics involved in a touch. In general, people who have or feel they have more social power in a situation typically engage in more touching behaviors with those with less social power. So you may decode a touch from a supervisor differently from the touch of an acquaintance.

Vocalics

- People often decode personality traits from a person's vocal quality. In general, a person's vocal signature is a result of the physiology of his or her neck, head, and mouth. Therefore a nasal voice or a deep voice may not have any relevant meaning within an interaction. Try not to focus on something you find unpleasant or pleasant about someone's voice; focus on the content rather than the vocal quality.

Proxemics

- The size of a person's "territory" often speaks to that person's status. At universities, deans may have suites, department chairs may have large offices with multiple sitting areas, lower-ranked professors may have "cozier" offices stuffed with books and file cabinets, and adjunct instructors may have a shared office or desk or no office space at all.
- Since infringements on others' territory can arouse angry reactions and even lead to violence (think of the countless stories of neighbors fighting over a fence or tree), be sensitive to territorial markers. In secondary and public territories, look for informal markers such as drinks, books, or jackets and be respectful of them when possible.

Personal Presentation and Environment

- Be aware of the physical attractiveness bias, which leads people to sometimes mistakenly equate attractiveness with goodness (Hargie, 2011). A person's attractive or unattractive physical presentation can lead to irrelevant decoding that is distracting from other more meaningful nonverbal cues.

Detecting Deception

Although people rely on nonverbal communication more than verbal to determine whether or not a person is being deceptive, there is no set profile of deceptive behaviors that you can use to create your own nonverbally based lie detector. Research finds that people generally perceive themselves as good detectors of deception, but when tested people only accurately detect deception at levels a little higher than what we would by random chance. Given that deception is so widespread and common, it is estimated that we actually only detect about half the lies that we are told, meaning we all operate on false information without even being aware of it. Although this may be disappointing to those of you reading who like to think of yourselves as human lie detectors, there are some forces working against our deception detecting abilities. One such force is the truth bias, which leads us to believe that a person is telling the truth, especially if we know and like that person. Conversely, people who have interpersonal trust issues and people in occupations like law enforcement may also have a lie bias, meaning they assume people are lying to them more often than not (Andersen, 1999).

It is believed that deceptive nonverbal behaviors result from nonverbal leakage, which refers to nonverbal behaviors that occur as we try to control the cognitive and physical changes that happen during states of cognitive and physical arousal (Hargie, 2011). Anxiety is a form of arousal that leads to bodily reactions like those we experience when we perceive danger or become excited for some other reason. Some of these reactions are visible, such as increased movements, and some are audible, such as changes in voice pitch, volume, or rate. Other reactions, such as changes in the electrical conductivity of the skin, increased breathing, and increased heart rate, are not always detectable. Polygraph machines, or lie detectors, work on the principle that the presence of signs of arousal is a reliable indicator of deception in situations where other factors that would also evoke such signals are absent.

So the nonverbal behaviors that we associate with deception don't actually stem from the deception but the attempts to control the leakage that results from the cognitive and physiological changes. These signals appear and increase because we are conflicted about the act of deception, since we are conditioned to believe that being honest is better than lying, we are afraid of getting caught and punished, and we are motivated to succeed with the act of deception—in essence, to get away with it. Leakage also occurs because of the increased cognitive demands associated with deception. Our cognitive activity increases when we have to decide whether to engage in deception or not, which often involves some internal debate. If we decide to engage in deception, we then have to compose a fabrication or execute some other manipulation strategy that we think is believable. To make things more complicated, we usually tailor our manipulation strategy to the person to whom we are speaking. In short, lying isn't easy, as it requires us to go against social norms and deviate from our comfortable and familiar communication scripts that we rely on for so much of our interaction. Of course, skilled and experienced deceivers develop new scripts that can also become familiar and

comfortable and allow them to engage in deception without arousing as much anxiety or triggering the physical reactions to it (Andersen, 1999).



Figure: There is no one “tell” that gives away when someone is lying. Kevin Trotman – [You Lie!](#) – CC BY-NC-ND 2.0.

There are certain nonverbal cues that have been associated with deception, but the problem is that these cues are also associated with other behaviors, which could lead you to assume someone is being deceptive when they are actually nervous, guilty, or excited. In general, people who are more expressive are better deceivers and people who are typically anxious are not good liars. Also, people who are better self-monitors are better deceivers, because they are aware of verbal and nonverbal signals that may “give them away” and may be better able to control or account for them. Research also shows that people get better at lying as they get older, because they learn more about the intricacies of communication signals and they also get more time to practice (Andersen, 1999). Studies have found that actors, politicians, lawyers, and salespeople are also better liars, because they are generally higher self-monitors and have learned how to suppress internal feelings and monitor their external behaviors.

“Getting Competent”: Deception and Communication Competence

The research on deception and nonverbal communication indicates that heightened arousal and increased cognitive demands contribute to the presence of nonverbal behaviors that can be associated with deception. Remember, however, that these nonverbal behaviors are not solely related to deception and also manifest as a result of other emotional or cognitive states. Additionally, when people are falsely accused of deception, the signs that they exhibit as a result of the stress of being falsely accused are very similar to the signals exhibited by people who are actually engaging in deception.

There are common misconceptions about what behaviors are associated with deception. Behaviors mistakenly linked to deception include longer response times, slower speech rates, decreased eye contact, increased body movements, excessive swallowing, and less smiling. None of these have consistently been associated with deception (Andersen, 1999). As we’ve learned, people also tend to give more weight to nonverbal than verbal cues when evaluating the truthfulness of a person or her or his message. This predisposition can lead us to focus on nonverbal cues while overlooking verbal signals of deception. A large study found that people were better able to detect deception by sound alone than they were when exposed to both auditory and visual cues (Andersen, 1999). Aside from nonverbal cues, also listen for inconsistencies in or contradictions between statements, which can also be used to tell when others are being deceptive. The following are some nonverbal signals that have been associated with deception in research studies, but be cautious about viewing these as absolutes since individual and contextual differences should also be considered.

Gestures. One of the most powerful associations between nonverbal behaviors and deception is the presence of adaptors. Self-touches like wringing hands and object-adaptors like playing with a pencil or messing with clothing have been shown to correlate to deception. Some highly experienced deceivers, however, can control the presence of adaptors (Andersen, 1999).

Eye contact. Deceivers tend to use more eye contact when lying to friends, perhaps to try to increase feelings of immediacy or warmth, and less eye contact when lying to strangers. A review of many studies of deception indicates that increased eye blinking is associated with deception, probably because of heightened arousal and cognitive activity (Andersen, 1999).

Facial expressions. People can intentionally use facial expressions to try to deceive, and there are five primary ways that this may occur. People may show feelings that they do not actually have, show a higher intensity of feelings than they actually have, try to show no feelings, try to show less feeling than they actually have, or mask one feeling with another.

Vocalics. One of the most common nonverbal signs of deception is speech errors. As you'll recall, verbal fillers and other speech disfluencies are studied as part of vocalics; examples include false starts, stutters, and fillers. Studies also show that an increase in verbal pitch is associated with deception and is likely caused by heightened arousal and tension.

Chronemics. Speech turns are often thought to correspond to deception, but there is no consensus among researchers as to the exact relationship. Most studies reveal that deceivers talk less, especially in response to direct questions (Andersen, 1999).

1. Studies show that people engage in deception much more than they care to admit. Do you consider yourself a good deceiver? Why or why not? Which, if any, of the nonverbal cues discussed do you think help you deceive others or give you away?
2. For each of the following scenarios, note (1) what behaviors may indicate deception, (2) alternative explanations for the behaviors (aside from deception), and (3) questions you could ask to get more information before making a judgment.

Scenario 1. A politician is questioned by a reporter about allegations that she used taxpayer money to fund personal vacations. She looks straight at the reporter, crosses one leg over the other, and says, "I've worked for the people of this community for ten years and no one has ever questioned my ethics until now." As she speaks, she points her index finger at the politician and uses a stern and clear tone of voice.

Scenario 2. You ask your roommate if you can borrow his car to go pick up a friend from the train station about ten miles away. He says, "Um, well...I had already made plans to go to dinner with Cal and he drove last time so it's kind of my turn to drive this time. I mean, is there someone else you could ask or someone else who could get her? You know I don't mind sharing things with you, and I would totally let you, you know, if I didn't have this thing to do. Sorry." As he says, "Sorry," he raises both of his hands, with his palms facing toward you, and shrugs.

Scenario 3. A professor asks a student to explain why he didn't cite sources for several passages in his paper that came from various websites. The student scratches his head and says, "What do you mean? Those were my ideas. I did look at several websites, but I didn't directly quote anything so I didn't think I needed to put the citations in parentheses." As he says this, he rubs the back of his neck and then scratches his face and only makes minimal eye contact with the professor.

Key Takeaways

- To improve your competence encoding nonverbal messages, increase your awareness of the messages you are sending and receiving and the contexts in which your communication is taking place. Since nonverbal communication is multichannel, it is important to be aware that nonverbal cues can complement, enhance, or contradict each other. Also realize that the norms and expectations for sending nonverbal messages, especially touch and personal space, vary widely between relational and professional contexts.
- To improve your competence decoding nonverbal messages, look for multiple nonverbal cues, avoid putting too much weight on any one cue, and evaluate nonverbal messages in relation to the context and your previous experiences with the other person. Although we put more weight on nonverbal communication than verbal when trying to detect deception, there is no set guide that can allow us to tell whether or not another person is being deceptive.

Exercises

1. Getting integrated: As was indicated earlier, research shows that instruction in nonverbal communication can lead people to make gains in their nonverbal communication competence. List some nonverbal skills that you think are important in each of the following contexts: academic, professional, personal, and civic.

2. Using concepts from this section, analyze your own nonverbal encoding competence. What are your strengths and weaknesses? Do the same for your nonverbal decoding competence
3. To understand how chronemics relates to nonverbal communication norms, answer the following questions: In what situations is it important to be early? In what situations can you arrive late? How long would you wait on someone you were meeting for a group project for a class? A date? A job interview?

References

- Andersen, P. A., *Nonverbal Communication: Forms and Functions* (Mountain View, CA: Mayfield, 1999), 125.
- DePaulo, P. J., “Applications of Nonverbal Behavior Research in Marketing and Management,” *Applications of Nonverbal Behavior Theories and Research*, ed. Robert S. Feldman (Hillsdale, NJ: Lawrence Erlbaum, 1992), 64.
- Goffman, E., *Relations in Public: Microstudies of the Public Order* (New Brunswick, NJ: Transaction Publishers, 2010), 322–31.
- Hargie, O., *Skilled Interpersonal Interaction: Research, Theory, and Practice*, 5th ed. (London: Routledge, 2011), 81.
- McKay, M., Martha Davis, and Patrick Fanning, *Messages: Communication Skills Book*, 2nd ed. (Oakland, CA: New Harbinger Publications, 1995), 54.
- Metts, S. and Sally Planlap, “Emotional Communication,” in *Handbook of Interpersonal Communication*, 3rd ed., eds. Mark L. Knapp and Kerry J. Daly (Thousand Oaks, CA: Sage, 2002): 339–73.
- Mottet, T. P., Steven A. Beebe, Paul C. Raffeld, and Michelle L. Paulsel, “The Effects of Student Verbal and Nonverbal Responsiveness on Teachers’ Liking of Students and Willingness to Comply with Student Requests,” *Communication Quarterly* 52, no. 1 (2004): 27–38.
- Pease, A. and Barbara Pease, *The Definitive Book of Body Language* (New York, NY: Bantam, 2004), 21.
- Riggio, R. E., “Social Interaction Skills and Nonverbal Behavior,” in *Applications of Nonverbal Behavior Theories and Research*, ed. Robert S. Feldman (Hillsdale, NJ: Lawrence Erlbaum, 1992), 23.

This page titled [4.3: Nonverbal Communication Competence](#) is shared under a [CC BY-NC-SA 3.0](#) license and was authored, remixed, and/or curated by [Anonymous](#) via [source content](#) that was edited to the style and standards of the LibreTexts platform; a detailed edit history is available upon request.

4.4: Nonverbal Communication in Context

Learning Objectives

1. Discuss the role of nonverbal communication in relational contexts.
2. Discuss the role of nonverbal communication in professional contexts.
3. Provide examples of cultural differences in nonverbal communication.
4. Provide examples of gender differences in nonverbal communication.

Nonverbal communication receives less attention than verbal communication as a part of our everyday lives. Learning more about nonverbal communication and becoming more aware of our own and others' use of nonverbal cues can help us be better relational partners and better professionals. In addition, learning about cultural differences in nonverbal communication is important for people traveling abroad but also due to our increasingly multinational business world and the expanding diversity and increased frequency of intercultural communication within our own borders.

Nonverbal Communication in Relational Contexts

A central, if not primary, function of nonverbal communication is the establishment and maintenance of interpersonal relationships. Further, people who are skilled at encoding nonverbal messages have various interpersonal advantages, including being more popular, having larger social networks consisting of both acquaintances and close friends, and being less likely to be lonely or socially anxious (Riggio, 1992).

Nonverbal communication increases our expressivity, and people generally find attractive and want to pay more attention to things that are expressive. This increases our chances of initiating interpersonal relationships. Relationships then form as a result of some initial exchanges of verbal and nonverbal information through mutual self-disclosure. As the depth of self-disclosure increases, messages become more meaningful if they are accompanied by congruent nonverbal cues. Impressions formed at this stage of interaction help determine whether or not a relationship will progress. As relationships progress from basic information exchange and the establishment of early interpersonal bonds to more substantial emotional connections, nonverbal communication plays a more central role. As we've learned, nonverbal communication conveys much emotional meaning, so the ability to effectively encode and decode appropriate nonverbal messages sent through facial expressions, gestures, eye contact, and touch leads to high-quality interactions that are rewarding for the communicators involved.

Nonverbal communication helps maintain relationships once they have moved beyond the initial stages by helping us communicate emotions and seek and provide social and emotional support. In terms of communicating emotions, competent communicators know when it is appropriate to express emotions and when more self-regulation is needed. They also know how to adjust their emotional expressions to fit various contexts and individuals, which is useful in preventing emotional imbalances within a relationship. Emotional imbalances occur when one relational partner expresses too much emotion in a way that becomes a burden for the other person. Ideally, each person in a relationship is able to express his or her emotions in a way that isn't too taxing for the other person. Occasionally, one relational partner may be going through an extended period of emotional distress, which can become very difficult for other people in his or her life. Since people with nonverbal communication competence are already more likely to have larger social support networks, it is likely that they will be able to spread around their emotional communication, specifically related to negative emotions, in ways that do not burden others. Unfortunately, since people with less nonverbal skill are likely to have smaller social networks, they may end up targeting one or two people for their emotional communication, which could lead the other people to withdraw from the relationship.



Nonverbal communication allows us to give and request emotional support, which is a key part of relational communication. Kevin Dooley – Hug – CC BY 2.0.

Expressing the need for support is also an important part of relational maintenance. People who lack nonverbal encoding skills may send unclear or subtle cues requesting support that are not picked up on by others, which can lead to increased feelings of loneliness. Skilled encoders of nonverbal messages, on the other hand, are able to appropriately communicate the need for support in recognizable ways. As relationships progress in terms of closeness and intimacy, nonverbal signals become a shorthand form of communicating, as information can be conveyed with a particular look, gesture, tone of voice, or posture. Family members, romantic couples, close friends, and close colleagues can bond over their familiarity with each other's nonverbal behaviors, which creates a shared relational reality that is unique to the relationship.

Nonverbal Communication in Professional Contexts

Surveys of current professionals and managers have found that most report that nonverbal skills are important to their jobs (DePaulo, 1992). Although important, there is rarely any training or instruction related to nonverbal communication, and a consistent issue that has been reported by employees has been difficulty with mixed messages coming from managers. Interpreting contradictory verbal and nonverbal messages is challenging in any context and can have negative effects on job satisfaction and productivity. As a supervisor who gives positive and negative feedback regularly and/or in periodic performance evaluations, it is important to be able to match nonverbal signals with the content of the message. For example, appropriate nonverbal cues can convey the seriousness of a customer or coworker complaint, help ease the delivery of constructive criticism, or reinforce positive feedback. Professionals also need to be aware of how context, status, and power intersect with specific channels of nonverbal communication. For example, even casual touching of supervisees, mentees, or employees may be considered condescending or inappropriate in certain situations. A well-deserved pat on the back is different from an unnecessary hand on the shoulder to say hello at the start of a business meeting.

In professional contexts, managers and mentors with nonverbal decoding skills can exhibit sensitivity to others' nonverbal behavior and better relate to employees and mentees. In general, interpreting emotions from nonverbal cues can have interpersonal and professional benefits. One study found that salespeople who were skilled at recognizing emotions through nonverbal cues sold more products and earned higher salaries (Byron, Terranova, & Nowicki Jr., 2007). Aside from bringing financial rewards, nonverbal communication also helps create supportive climates. Bosses, supervisors, and service providers like therapists can help create rapport and a positive climate by consciously mirroring the nonverbal communication of their employees or clients. In addition, mirroring the nonverbal communication of others during a job interview, during a sales pitch, or during a performance evaluation can help put the other person at ease and establish rapport. Much of the mirroring we do is natural, so trying to overcompensate may actually be detrimental, but engaging in self-monitoring and making small adjustments could be beneficial (DePaulo, 1992).

You can also use nonverbal communication to bring positive attention to yourself. Being able to nonverbally encode turn-taking cues can allow people to contribute to conversations at relevant times, and getting an idea or a piece of information or feedback in at the right time can help bring attention to your professional competence. Being able to encode an appropriate amount of

professionalism and enthusiasm during a job interview can also aid in desired impression formation since people make judgments about others' personalities based on their nonverbal cues. A person who comes across as too enthusiastic may be seen as pushy or fake, and a person who comes across as too relaxed may be seen as unprofessional and unmotivated.

Nonverbal Communication and Culture

As with other aspects of communication, norms for nonverbal communication vary from country to country and also among cultures within a particular country. We've already learned that some nonverbal communication behaviors appear to be somewhat innate because they are universally recognized. Two such universal signals are the "eyebrow flash" of recognition when we see someone we know and the open hand and the palm up gesture that signals a person would like something or needs help (Martin & Nakayama, 2010). Smiling is also a universal nonverbal behavior, but the triggers that lead a person to smile vary from culture to culture. The expansion of media, particularly from the United States and other Western countries around the world, is leading to more nonverbal similarities among cultures, but the biggest cultural differences in nonverbal communication occur within the categories of eye contact, touch, and personal space (Pease & Pease, 2004). Next, we will overview some interesting and instructive differences within several channels of nonverbal communication that we have discussed so far. As you read, remember that these are not absolute, in that nonverbal communication like other forms of communication is influenced by context and varies among individuals within a particular cultural group as well.

Kinesics

Cultural variations in the way we gesture, use head movements, and use eye contact fall under the nonverbal category of kinesics.

Gestures

Remember that emblems are gestures that correspond to a word and an agreed-on meaning. When we use our fingers to count, we are using emblematic gestures, but even our way of counting varies among cultures (Pease & Pease, 2004). I could fairly accurately separate British people and US Americans from French, Greek, and German people based on a simple and common gesture. Let's try this exercise: First, display with your hand the number five. Second, keeping the five displayed, change it to a two. If you are from the United States or Britain you are probably holding up your index finger and your middle finger. If you are from another European country you are probably holding up your thumb and index finger. While Americans and Brits start counting on their index finger and end with five on their thumb, other Europeans start counting on their thumb and end with five on their pinky finger.



This common gesture for "five" or as a signal to get someone's attention is called a *moutza* in Greece and is an insult gesture that means you want to rub excrement in someone's face. See example in Note 4.38 "Video Clip 4.1". [U.S. Department of Agriculture](#) – CC BY 2.0.

How you use your hands can also get you into trouble if you're unaware of cultural differences (Pease & Pease, 2004). For example, the "thumbs up" gesture, as we just learned, can mean "one" in mainland Europe, but it also means "up yours" in Greece (when thrust forward) and is recognized as a signal for hitchhiking or "good," "good job / way to go," or "OK" in many other cultures. Two hands up with the palms out can signal "ten" in many Western countries and is recognized as a signal for "I'm telling

the truth” or “I surrender” in many cultures. The same gesture, however, means “up yours twice” in Greece. So using that familiar gesture to say you surrender might actually end up escalating rather than ending a conflict if used in Greece.

You can take a cross-cultural awareness quiz to learn some more interesting cultural variations in gestures at the following link: www.kwintessential.co.uk/reso.z/gestures.php.

Video Clip 4.1

Soccer Player Directs Insult Gesture to Referee

" href="http://youtube.com/watch?v=xCzolzh_yk" class="replaced-iframe">(click to see video)

Head Movements

Bowing is a nonverbal greeting ritual that is more common in Asian cultures than Western cultures, but the head nod, which is a common form of acknowledgement in many cultures, is actually an abbreviated bow. Japan is considered a noncontact culture, which refers to cultural groups in which people stand farther apart while talking, make less eye contact, and touch less during regular interactions. Because of this, bowing is the preferred nonverbal greeting over handshaking. Bows vary based on status, with higher status people bowing the least. For example, in order to indicate the status of another person, a Japanese businessperson may bow deeply. An interesting ritual associated with the bow is the exchange of business cards when greeting someone in Japan. This exchange allows each person to view the other’s occupation and title, which provides useful information about the other’s status and determines who should bow more. Since bowing gives each person a good view of the other person’s shoes, it is very important to have clean shoes that are in good condition, since they play an important part of initial impression formation.

Eye Contact

In some cultures, avoiding eye contact is considered a sign of respect. Such eye contact aversion, however, could be seen as a sign that the other person is being deceptive, is bored, or is being rude. Some Native American nations teach that people should avoid eye contact with elders, teachers, and other people with status. This can create issues in classrooms when teachers are unaware of this norm and may consider a Native American student’s lack of eye contact as a sign of insubordination or lack of engagement, which could lead to false impressions that the student is a troublemaker or less intelligent.

Haptics

As we’ve learned, touch behaviors are important during initial interactions, and cultural differences in these nonverbal practices can lead to miscommunication and misunderstanding. Shaking hands as a typical touch greeting, for example, varies among cultures (Pease & Pease, 2004). It is customary for British, Australian, German, and US American colleagues to shake hands when seeing each other for the first time and then to shake again when departing company. In the United States, the colleagues do not normally shake hands again if they see each other again later in the day, but European colleagues may shake hands with each other several times a day. Once a certain level of familiarity and closeness is reached, US American colleagues will likely not even shake hands daily unless engaging in some more formal interaction, but many European colleagues will continue to shake each time they see each other. Some French businesspeople have been known to spend up to thirty minutes a day shaking hands. The squeezes and up-and-down shakes used during handshakes are often called “pumps,” and the number of pumps used in a handshake also varies among cultures. Although the Germans and French shake hands more often throughout the day, they typically only give one or two pumps and then hold the shake for a couple seconds before letting go. Brits tend to give three to five pumps, and US Americans tend to give five to seven pumps. This can be humorous to watch at a multinational business event, but it also affects the initial impressions people make of each other. A US American may think that a German is being unfriendly or distant because of his or her single hand pump, while a German may think that a US American is overdoing it with seven.

Contact cultures are cultural groups in which people stand closer together, engage in more eye contact, touch more frequently, and speak more loudly. Italians are especially known for their vibrant nonverbal communication in terms of gestures, volume, eye contact, and touching, which not surprisingly places them in the contact culture category. Italians use hand motions and touching to regulate the flow of conversations, and when non-Italians don’t know how to mirror an Italian’s nonverbals they may not get to contribute much to the conversation, which likely feeds into the stereotype of Italians as domineering in conversations or overexpressive. For example, Italians speak with their hands raised as a way to signal that they are holding the floor for their conversational turn. If their conversational partner starts to raise his or her hands, the Italian might gently touch the other person and keep on talking. Conversational partners often interpret this as a sign of affection or of the Italian’s passion for what he or she is saying. In fact, it is a touch intended to keep the partner from raising his or her hands, which would signal that the Italian’s

conversational turn is over and the other person now has the floor. It has been suggested that in order to get a conversational turn, you must physically grab their hands in midair and pull them down. While this would seem very invasive and rude to northern Europeans and US Americans, it is a nonverbal norm in Italian culture and may be the only way to get to contribute to a conversation (Pease & Pease, 2004).

Vocalics

The volume at which we speak is influenced by specific contexts and is more generally influenced by our culture. In European countries like France, England, Sweden, and Germany, it is not uncommon to find restaurants that have small tables very close together. In many cases, two people dining together may be sitting at a table that is actually touching the table of another pair of diners. Most US Americans would consider this a violation of personal space, and Europeans often perceive US Americans to be rude in such contexts because they do not control the volume of their conversations more. Since personal space is usually more plentiful in the United States, Americans are used to speaking at a level that is considered loud to many cultures that are used to less personal space. I have personally experienced both sides of this while traveling abroad. One time, my friends and I were asked to leave a restaurant in Sweden because another table complained that we were being loud. Another time, at a restaurant in Argentina, I was disturbed, as were the others dining around me, by a “loud” table of Americans seated on the other side of the dining area. In this case, even though we were also Americans, we were bothered by the lack of cultural awareness being exhibited by the other Americans at the restaurant. These examples show how proxemics and vocalics can combine to make for troubling, but hopefully informative, nonverbal intercultural encounters.

Proxemics

Cultural norms for personal space vary much more than some other nonverbal communication channels such as facial expressions, which have more universal similarity and recognizability. We’ve already learned that contact and noncontact cultures differ in their preferences for touch and interpersonal distance. Countries in South America and southern Europe exhibit characteristics of contact cultures, while countries in northern Europe and Southeast Asia exhibit noncontact cultural characteristics. Because of the different comfort levels with personal space, a Guatemalan and a Canadian might come away with differing impressions of each other because of proxemic differences. The Guatemalan may feel the Canadian is standoffish, and the Canadian may feel the Guatemalan is pushy or aggressive.

Chronemics

The United States and many northern and western European countries have a monochronic orientation to time, meaning time is seen as a commodity that can be budgeted, saved, spent, and wasted. Events are to be scheduled in advance and have set beginning and ending times. Countries like Spain and Mexico have a polychronic orientation to time. Appointments may be scheduled at overlapping times, making an “orderly” schedule impossible. People may also miss appointments or deadlines without offering an apology, which would be considered very rude by a person with a monochronic orientation to time. People from cultures with a monochronic orientation to time are frustrated when people from polychronic cultures cancel appointments or close businesses for family obligations. Conversely, people from polychronic cultures feel that US Americans, for example, follow their schedules at the expense of personal relationships (Martin & Nakayama, 2010).

Nonverbal Communication and Gender

Gender and communication scholar Kathryn Dindia contests the notion that men and women are from different planets and instead uses another analogy. She says men are from South Dakota and women are from North Dakota. Although the states border each other and are similar in many ways, state pride and in-group identifications lead the people of South Dakota to perceive themselves to be different from the people of North Dakota and vice versa. But if we expand our perspective and take the position of someone from California or Illinois, North Dakotans and South Dakotans are pretty much alike (Andersen, 1999). This comparison is intended to point out that in our daily lives we do experience men and women to be fairly different, but when we look at the differences between men and women compared to the differences between humans and other creatures, men and women are much more similar than different. For example, in terms of nonverbal communication, men and women all over the world make similar facial expressions and can recognize those facial expressions in one another. We use similar eye contact patterns, gestures, and, within cultural groups, have similar notions of the use of time and space. As I will reiterate throughout this book, it’s important to understand how gender influences communication, but it’s also important to remember that in terms of communication, men and women are about 99 percent similar and 1 percent different.

Kinesics

Although men and women are mostly similar in terms of nonverbal communication, we can gain a better understanding of the role that gender plays in influencing our social realities by exploring some of the channel-specific differences (Andersen, 1999). Within the category of kinesics, we will discuss some gender differences in how men and women use gestures, posture, eye contact, and facial expressions.

Gestures

- Women use more gestures in regular conversation than do men, but men tend to use larger gestures than women when they do use them.
- Men are, however, more likely to use physical adaptors like restless foot and hand movements, probably because girls are socialized to avoid such movements because they are not “ladylike.”

Posture

- Men are more likely to lean in during an interaction than are women.
- Women are more likely to have a face-to-face body orientation while interacting than are men.

Women’s tendency to use a face-to-face body orientation influences the general conclusion that women are better at sending and receiving nonverbal messages than men. Women’s more direct visual engagement during interactions allows them to take in more nonverbal cues, which allows them to better reflect on and more accurately learn from experience what particular nonverbal cues mean in what contexts.

Eye Contact

- In general, women make more eye contact than men. As we learned, women use face-to-face body orientations in conversations more often than men, which likely facilitates more sustained eye contact.
- Overall, women tend to do more looking and get looked at more than men.

Facial Expressions

- Women reveal emotion through facial expressions more frequently and more accurately than men.
- Men are more likely than women to exhibit angry facial expressions.

Men are often socialized to believe it is important to hide their emotions. This is especially evident in the case of smiling, with women smiling more than men. This also contributes to the stereotype of the more emotionally aware and nurturing woman, since people tend to like and view as warmer others who show positive emotion. Gender socialization plays a role in facial displays as girls are typically rewarded for emotional displays, especially positive ones, and boys are rewarded when they conceal emotions—for instance, when they are told to “suck it up,” “take it like a man,” or “show sportsmanship” by not gloating or celebrating openly.

Haptics

- Although it is often assumed that men touch women more than women touch men, this hasn’t been a consistent research finding. In fact, differences in touch in cross-gender interactions are very small.
- Women do engage in more touching when interacting with same-gender conversational partners than do men.
- In general, men tend to read more sexual intent into touch than do women, who often underinterpret sexual intent (Andersen, 1999).

There is a touch taboo for men in the United States. In fact, research supports the claim that men’s aversion to same-gender touching is higher in the United States than in other cultures, which shows that this taboo is culturally relative. For example, seeing two adult men holding hands in public in Saudi Arabia would signal that the men are close friends and equals, but it wouldn’t signal that they are sexually attracted to each other (Martin & Nakayama, 2010). The touch taboo also extends to cross-gender interactions in certain contexts. It’s important to be aware of the potential interpretations of touch, especially as they relate to sexual and aggressive interpretations.

Vocalics

- Women are socialized to use more vocal variety, which adds to the stereotype that women are more expressive than men.
- In terms of pitch, women tend more than men to end their sentences with an upward inflection of pitch, which implies a lack of certainty, even when there isn’t.

A biological difference between men and women involves vocal pitch, with men's voices being lower pitched and women's being higher. Varying degrees of importance and social meaning are then placed on these biological differences, which lead some men and women to consciously or unconsciously exaggerate the difference. Men may speak in a lower register than they would naturally and women may speak in more soft, breathy tones to accentuate the pitch differences. These ways of speaking often start as a conscious choice after adolescence to better fit into socially and culturally proscribed gender performances, but they can become so engrained that people spend the rest of their lives speaking in a voice that is a modified version of their natural tone.

Proxemics

- Men are implicitly socialized to take up as much space as possible, and women are explicitly socialized to take up less space.
- In terms of interpersonal distance, research shows that women interact in closer proximity to one another than do men.
- Men do not respond as well as women in situations involving crowding. High-density environments evoke more negative feelings from men, which can even lead to physical violence in very crowded settings.

Men are generally larger than women, which is a biological difference that gains social and cultural meaning when certain behaviors and norms are associated with it. For example, women are told to sit in a “ladylike” way, which usually means to cross and/or close their legs and keep their limbs close to their body. Men, on the other hand, sprawl out in casual, professional, and formal situations without their use of space being reprimanded or even noticed in many cases.

If you'll recall our earlier discussion of personal space, we identified two subzones within the personal zone that extends from 1.5 to 4 feet from our body. Men seem to be more comfortable with casual and social interactions that are in the outer subzone, which is 2.5 to 4 feet away, meaning men prefer to interact at an arm's length from another person. This also plays into the stereotypes of women as more intimate and nurturing and men as more distant and less intimate.



Figure: Men's displays of intimacy are often different from women's due to gender socialization that encourages females' expressions of intimacy and discourages males'. Juan Jose Richards Echeverria – Bros. – CC BY-NC-ND 2.0.

Self-Presentation

- Men and women present themselves differently, with women, in general, accentuating their physical attractiveness more and men accentuating signs of their status and wealth more.
- Men and women may engage in self-presentation that exaggerates existing biological differences between male and female bodies.

Most people want to present themselves in ways that accentuate their attractiveness, at least in some situations where impression management is important to fulfill certain instrumental, relational, or identity needs. Gender socialization over many years has influenced how we present ourselves in terms of attractiveness. Research shows that women's physical attractiveness is more important to men than men's physical attractiveness is to women. Women do take physical attractiveness into account, but a man's social status and wealth has been shown to be more important.

Men and women also exaggerate biological and socially based sex and gender differences on their own. In terms of biology, men and women's bodies are generally different, which contributes to the nonverbal area related to personal appearance. Many men and women choose clothing that accentuates these bodily differences. For example, women may accentuate their curves with specific clothing choices and men may accentuate their size—for example, by wearing a suit with shoulder padding to enhance the appearance of broad shoulders. These choices vary in terms of the level of consciousness at which they are made. Men are also hairier than women, and although it isn't always the case and grooming varies by culture, many women shave their legs and

remove body hair while men may grow beards or go to great lengths to reverse baldness to accentuate these differences. Of course, the more recent trend of “manscaping” now has some men trimming or removing body hair from their chests, arms, and/or legs.

Key Takeaways

- A central function of nonverbal communication is the establishment and maintenance of interpersonal relationships. Nonverbal communication helps initiate relationships through impression management and self-disclosure and then helps maintain relationships as it aids in emotional expressions that request and give emotional support.
- Professionals indicate that nonverbal communication is an important part of their jobs. Organizational leaders can use nonverbal decoding skills to tell when employees are under stress and in need of support and can then use encoding skills to exhibit nonverbal sensitivity. Nonverbal signals can aid in impression management in professional settings, such as in encoding an appropriate amount of enthusiasm and professionalism.
- Although some of our nonverbal signals appear to be more innate and culturally universal, many others vary considerably among cultures, especially in terms of the use of space (proxemics), eye contact (oculesics), and touch (haptics). Rather than learning a list of rules for cultural variations in nonverbal cues, it is better to develop more general knowledge about how nonverbal norms vary based on cultural values and to view this knowledge as tools that can be adapted for use in many different cultural contexts.
- In terms of gender, most of the nonverbal differences between men and women are exaggerations of biological differences onto which we have imposed certain meanings and values. Men and women’s nonverbal communication, as with other aspects of communication, is much more similar than different. Research has consistently found, however, that women gesture, make eye contact, touch and stand close to same-gender conversational partners, and use positive facial expressions more than men.

Exercises

1. Identify some nonverbal behaviors that would signal a positive interaction on a first date and on a job interview. Then identify some nonverbal behaviors that would signal a negative interaction in each of those contexts.
2. Discuss an experience where you have had some kind of miscommunication or misunderstanding because of cultural or gender differences in encoding and decoding nonverbal messages. What did you learn in this chapter that could help you in similar future interactions?

References

- Byron, K., Sophia Terranova, and Stephen Nowicki Jr., “Nonverbal Emotion Recognition and Salespersons: Linking Ability to Perceived and Actual Success,” *Journal of Applied Social Psychology* 37, no. 11 (2007): 2600–2619.
- DePaulo, P. J., “Applications of Nonverbal Behavior Research in Marketing and Management,” *Applications of Nonverbal Behavior Theories and Research*, ed. Robert S. Feldman (Hillsdale, NJ: Lawrence Erlbaum, 1992), 63.
- Martin, J. N. and Thomas K. Nakayama, *Intercultural Communication in Contexts*, 5th ed. (Boston, MA: McGraw-Hill, 2010), 271.
- Pease, P. and Barbara Pease, *The Definitive Book of Body Language* (New York, NY: Bantam, 2004), 112–13.
- Riggio, R. E., “Social Interaction Skills and Nonverbal Behavior,” in *Applications of Nonverbal Behavior Theories and Research*, ed. Robert S. Feldman (Hillsdale, NJ: Lawrence Erlbaum, 1992), 15.

This page titled [4.4: Nonverbal Communication in Context](#) is shared under a [CC BY-NC-SA 3.0](#) license and was authored, remixed, and/or curated by [Anonymous](#) via [source content](#) that was edited to the style and standards of the LibreTexts platform; a detailed edit history is available upon request.

CHAPTER OVERVIEW

5: Listening

- [5.1: Understanding How and Why We Listen](#)
- [5.2: Barriers to Effective Listening](#)
- [5.3: Improving Listening Competence](#)
- [5.4: Listenable Messages and Effective Feedback](#)

This page titled [5: Listening](#) is shared under a [CC BY-NC-SA 3.0](#) license and was authored, remixed, and/or curated by [Anonymous](#) via [source content](#) that was edited to the style and standards of the LibreTexts platform; a detailed edit history is available upon request.

5.1: Understanding How and Why We Listen

Learning Objectives

- Describe the stages of the listening process.
- Discuss the four main types of listening.
- Compare and contrast the four main listening styles.

Listening is the learned process of receiving, interpreting, recalling, evaluating, and responding to verbal and nonverbal messages. We begin to engage with the listening process long before we engage in any recognizable verbal or nonverbal communication. It is only after listening for months as infants that we begin to consciously practice our own forms of expression. In this section we will learn more about each stage of the listening process, the main types of listening, and the main listening styles.

The Listening Process

Listening is a process and as such doesn't have a defined start and finish. Like the communication process, listening has cognitive, behavioral, and relational elements and doesn't unfold in a linear, step-by-step fashion. Models of processes are informative in that they help us visualize specific components, but keep in mind that they do not capture the speed, overlapping nature, or overall complexity of the actual process in action. The stages of the listening process are receiving, interpreting, recalling, evaluating, and responding.

Receiving

Before we can engage other steps in the listening process, we must take in stimuli through our senses. In any given communication encounter, it is likely that we will return to the receiving stage many times as we process incoming feedback and new messages. This part of the listening process is more physiological than other parts, which include cognitive and relational elements. We primarily take in information needed for listening through auditory and visual channels. Although we don't often think about visual cues as a part of listening, they influence how we interpret messages. For example, seeing a person's face when we hear their voice allows us to take in nonverbal cues from facial expressions and eye contact. The fact that these visual cues are missing in e-mail, text, and phone interactions presents some difficulties for reading contextual clues into meaning received through only auditory channels.



The first stage of the listening process is receiving stimuli through auditory and visual channels. Britt Reints – [LISTEN](#) – CC BY 2.0.

Our chapter on perception discusses some of the ways in which incoming stimuli are filtered. These perceptual filters also play a role in listening. Some stimuli never make it in, some are filtered into subconsciousness, and others are filtered into various levels of consciousness based on their salience. Recall that salience is the degree to which something attracts our attention in a particular

context and that we tend to find salient things that are visually or audibly stimulating and things that meet our needs or interests. Think about how it's much easier to listen to a lecture on a subject that you find very interesting.

It is important to consider noise as a factor that influences how we receive messages. Some noise interferes primarily with hearing, which is the physical process of receiving stimuli through internal and external components of the ears and eyes, and some interferes with listening, which is the cognitive process of processing the stimuli taken in during hearing. While hearing leads to listening, they are not the same thing. Environmental noise such as other people talking, the sounds of traffic, and music interfere with the physiological aspects of hearing. Psychological noise like stress and anger interfere primarily with the cognitive processes of listening. We can enhance our ability to receive, and in turn listen, by trying to minimize noise.

Interpreting

During the interpreting stage of listening, we combine the visual and auditory information we receive and try to make meaning out of that information using schemata. The interpreting stage engages cognitive and relational processing as we take in informational, contextual, and relational cues and try to connect them in meaningful ways to previous experiences. It is through the interpreting stage that we may begin to understand the stimuli we have received. When we understand something, we are able to attach meaning by connecting information to previous experiences. Through the process of comparing new information with old information, we may also update or revise particular schemata if we find the new information relevant and credible. If we have difficulty interpreting information, meaning we don't have previous experience or information in our existing schemata to make sense of it, then it is difficult to transfer the information into our long-term memory for later recall. In situations where understanding the information we receive isn't important or isn't a goal, this stage may be fairly short or even skipped. After all, we can move something to our long-term memory by repetition and then later recall it without ever having understood it. I remember earning perfect scores on exams in my anatomy class in college because I was able to memorize and recall, for example, all the organs in the digestive system. In fact, I might still be able to do that now over a decade later. But neither then nor now could I tell you the significance or function of most of those organs, meaning I didn't really get to a level of understanding but simply stored the information for later recall.

Recalling

Our ability to recall information is dependent on some of the physiological limits of how memory works. Overall, our memories are known to be fallible. We forget about half of what we hear immediately after hearing it, recall 35 percent after eight hours, and recall 20 percent after a day (Hargie, 2011). Our memory consists of multiple "storage units," including sensory storage, short-term memory, working memory, and long-term memory (Hargie, 2011).

Our sensory storage is very large in terms of capacity but limited in terms of length of storage. We can hold large amounts of unsorted visual information but only for about a tenth of a second. By comparison, we can hold large amounts of unsorted auditory information for longer—up to four seconds. This initial memory storage unit doesn't provide much use for our study of communication, as these large but quickly expiring chunks of sensory data are primarily used in reactionary and instinctual ways.

As stimuli are organized and interpreted, they make their way to short-term memory where they either expire and are forgotten or are transferred to long-term memory. Short-term memory is a mental storage capability that can retain stimuli for twenty seconds to one minute. Long-term memory is a mental storage capability to which stimuli in short-term memory can be transferred if they are connected to existing schema and in which information can be stored indefinitely (Hargie, 2011). Working memory is a temporarily accessed memory storage space that is activated during times of high cognitive demand. When using working memory, we can temporarily store information and process and use it at the same time. This is different from our typical memory function in that information usually has to make it to long-term memory before we can call it back up to apply to a current situation. People with good working memories are able to keep recent information in mind and process it and apply it to other incoming information. This can be very useful during high-stress situations. A person in control of a command center like the White House Situation Room should have a good working memory in order to take in, organize, evaluate, and then immediately use new information instead of having to wait for that information to make it to long-term memory and then be retrieved and used.

Although recall is an important part of the listening process, there isn't a direct correlation between being good at recalling information and being a good listener. Some people have excellent memories and recall abilities and can tell you a very accurate story from many years earlier during a situation in which they should actually be listening and not showing off their recall abilities. Recall is an important part of the listening process because it is most often used to assess listening abilities and effectiveness. Many quizzes and tests in school are based on recall and are often used to assess how well students comprehended information presented in class, which is seen as an indication of how well they listened. When recall is our only goal, we excel at it. Experiments have

found that people can memorize and later recall a set of faces and names with near 100 percent recall when sitting in a quiet lab and asked to do so. But throw in external noise, more visual stimuli, and multiple contextual influences, and we can't remember the name of the person we were just introduced to one minute earlier. Even in interpersonal encounters, we rely on recall to test whether or not someone was listening. Imagine that Azam is talking to his friend Belle, who is sitting across from him in a restaurant booth. Azam, annoyed that Belle keeps checking her phone, stops and asks, "Are you listening?" Belle inevitably replies, "Yes," since we rarely fess up to our poor listening habits, and Azam replies, "Well, what did I just say?"

Evaluating

When we evaluate something, we make judgments about its credibility, completeness, and worth. In terms of credibility, we try to determine the degree to which we believe a speaker's statements are correct and/or true. In terms of completeness, we try to "read between the lines" and evaluate the message in relation to what we know about the topic or situation being discussed. We evaluate the worth of a message by making a value judgment about whether we think the message or idea is good/bad, right/wrong, or desirable/undesirable. All these aspects of evaluating require critical thinking skills, which we aren't born with but must develop over time through our own personal and intellectual development.

Studying communication is a great way to build your critical thinking skills, because you learn much more about the taken-for-granted aspects of how communication works, which gives you tools to analyze and critique messages, senders, and contexts. Critical thinking and listening skills also help you take a more proactive role in the communication process rather than being a passive receiver of messages that may not be credible, complete, or worthwhile. One danger within the evaluation stage of listening is to focus your evaluative lenses more on the speaker than the message. This can quickly become a barrier to effective listening if we begin to prejudge a speaker based on his or her identity or characteristics rather than on the content of his or her message. We will learn more about how to avoid slipping into a person-centered rather than message-centered evaluative stance later in the chapter.

Responding

Responding entails sending verbal and nonverbal messages that indicate attentiveness and understanding or a lack thereof. From our earlier discussion of the communication model, you may be able to connect this part of the listening process to feedback. Later, we will learn more specifics about how to encode and decode the verbal and nonverbal cues sent during the responding stage, but we all know from experience some signs that indicate whether a person is paying attention and understanding a message or not.

We send verbal and nonverbal feedback while another person is talking and after they are done. Back-channel cues are the verbal and nonverbal signals we send while someone is talking and can consist of verbal cues like "uh-huh," "oh," and "right," and/or nonverbal cues like direct eye contact, head nods, and leaning forward. Back-channel cues are generally a form of positive feedback that indicates others are actively listening. People also send cues intentionally and unintentionally that indicate they aren't listening. If another person is looking away, fidgeting, texting, or turned away, we will likely interpret those responses negatively.



Listeners respond to speakers nonverbally during a message using back-channel cues and verbally after a message using paraphrasing and clarifying questions. Duane Storey – [Listening](#) – CC BY-NC-ND 2.0.

Paraphrasing is a responding behavior that can also show that you understand what was communicated. When you paraphrase information, you rephrase the message into your own words. For example, you might say the following to start off a paraphrased response: "What I heard you say was..." or "It seems like you're saying..." You can also ask clarifying questions to get more information. It is often a good idea to pair a paraphrase with a question to keep a conversation flowing. For example, you might

pose the following paraphrase and question pair: “It seems like you believe you were treated unfairly. Is that right?” Or you might ask a standalone question like “What did your boss do that made you think he was ‘playing favorites?’” Make sure to paraphrase and/or ask questions once a person’s turn is over, because interrupting can also be interpreted as a sign of not listening. Paraphrasing is also a good tool to use in computer-mediated communication, especially since miscommunication can occur due to a lack of nonverbal and other contextual cues.

The Importance of Listening

Understanding how listening works provides the foundation we need to explore why we listen, including various types and styles of listening. In general, listening helps us achieve all the communication goals (physical, instrumental, relational, and identity) that we learned about in the chapter titled “Introduction to Communication Studies”. Listening is also important in academic, professional, and personal contexts.

In terms of academics, poor listening skills were shown to contribute significantly to failure in a person’s first year of college (Zabava & Wolvin, 1993). In general, students with high scores for listening ability have greater academic achievement. Interpersonal communication skills including listening are also highly sought after by potential employers, consistently ranking in the top ten in national surveys (National Association of Colleges and Employers, 2010).

Poor listening skills, lack of conciseness, and inability to give constructive feedback have been identified as potential communication challenges in professional contexts. Even though listening education is lacking in our society, research has shown that introductory communication courses provide important skills necessary for functioning in entry-level jobs, including listening, writing, motivating/persuading, interpersonal skills, informational interviewing, and small-group problem solving (DiSalvo, 1980). Training and improvements in listening will continue to pay off, as employers desire employees with good communication skills, and employees who have good listening skills are more likely to get promoted.

Listening also has implications for our personal lives and relationships. We shouldn’t underestimate the power of listening to make someone else feel better and to open our perceptual field to new sources of information. Empathetic listening can help us expand our self and social awareness by learning from other people’s experiences and by helping us take on different perspectives. Emotional support in the form of empathetic listening and validation during times of conflict can help relational partners manage common stressors of relationships that may otherwise lead a partnership to deteriorate (Milardo & Helms-Erikson, 2000). The following list reviews some of the main functions of listening that are relevant in multiple contexts.

The main purposes of listening are (Hargie, 2011)

- to focus on messages sent by other people or noises coming from our surroundings;
- to better our understanding of other people’s communication;
- to critically evaluate other people’s messages;
- to monitor nonverbal signals;
- to indicate that we are interested or paying attention;
- to empathize with others and show we care for them (relational maintenance); and
- to engage in negotiation, dialogue, or other exchanges that result in shared understanding of or agreement on an issue.

Listening Types

Listening serves many purposes, and different situations require different types of listening. The type of listening we engage in affects our communication and how others respond to us. For example, when we listen to empathize with others, our communication will likely be supportive and open, which will then lead the other person to feel “heard” and supported and hopefully view the interaction positively (Bodie & Villaume, 2003). The main types of listening we will discuss are discriminative, informational, critical, and empathetic (Watson, Barker, & Weaver III, 1995).

Discriminative Listening

Discriminative listening is a focused and usually instrumental type of listening that is primarily physiological and occurs mostly at the receiving stage of the listening process. Here we engage in listening to scan and monitor our surroundings in order to isolate particular auditory or visual stimuli. For example, we may focus our listening on a dark part of the yard while walking the dog at night to determine if the noise we just heard presents us with any danger. Or we may look for a particular nonverbal cue to let us know our conversational partner received our message (Hargie, 2011). In the absence of a hearing impairment, we have an innate and physiological ability to engage in discriminative listening. Although this is the most basic form of listening, it provides the

foundation on which more intentional listening skills are built. This type of listening can be refined and honed. Think of how musicians, singers, and mechanics exercise specialized discriminative listening to isolate specific aural stimuli and how actors, detectives, and sculptors discriminate visual cues that allow them to analyze, make meaning from, or recreate nuanced behavior (Wolvin & Coakley, 1993).

Informational Listening

Informational listening entails listening with the goal of comprehending and retaining information. This type of listening is not evaluative and is common in teaching and learning contexts ranging from a student listening to an informative speech to an out-of-towner listening to directions to the nearest gas station. We also use informational listening when we listen to news reports, voice mail, and briefings at work. Since retention and recall are important components of informational listening, good concentration and memory skills are key. These also happen to be skills that many college students struggle with, at least in the first years of college, but will be expected to have mastered once they get into professional contexts. In many professional contexts, informational listening is important, especially when receiving instructions. I caution my students that they will be expected to process verbal instructions more frequently in their profession than they are in college. Most college professors provide detailed instructions and handouts with assignments so students can review them as needed, but many supervisors and managers will expect you to take the initiative to remember or record vital information. Additionally, many bosses are not as open to questions or requests to repeat themselves as professors are.

Critical Listening

Critical listening entails listening with the goal of analyzing or evaluating a message based on information presented verbally and information that can be inferred from context. A critical listener evaluates a message and accepts it, rejects it, or decides to withhold judgment and seek more information. As constant consumers of messages, we need to be able to assess the credibility of speakers and their messages and identify various persuasive appeals and faulty logic (known as fallacies), which you can learn more about in the chapter titled “Informative and Persuasive Speaking”. Critical listening is important during persuasive exchanges, but I recommend always employing some degree of critical listening, because you may find yourself in a persuasive interaction that you thought was informative. As is noted in Chapter 4 “Nonverbal Communication”, people often disguise inferences as facts. Critical-listening skills are useful when listening to a persuasive speech in this class and when processing any of the persuasive media messages we receive daily. You can see judges employ critical listening, with varying degrees of competence, on talent competition shows like *Rupaul’s Drag Race*, *America’s Got Talent*, and *The Voice*. While the exchanges between judge and contestant on these shows is expected to be subjective and critical, critical listening is also important when listening to speakers that have stated or implied objectivity, such as parents, teachers, political leaders, doctors, and religious leaders. We will learn more about how to improve your critical thinking skills later in this chapter.

Empathetic Listening



We support others through empathetic listening by trying to “feel with” them. Stewart Black – [Comfort](#) – CC BY 2.0.

Empathetic listening is the most challenging form of listening and occurs when we try to understand or experience what a speaker is thinking or feeling. Empathetic listening is distinct from sympathetic listening. While the word *empathy* means to “feel into” or

“feel with” another person, *sympathy* means to “feel for” someone. Sympathy is generally more self-oriented and distant than empathy (Bruneau, 1993). Empathetic listening is other oriented and should be genuine. Because of our own centrality in our perceptual world, empathetic listening can be difficult. It’s often much easier for us to tell our own story or to give advice than it is to really listen to and empathize with someone else. We should keep in mind that sometimes others just need to be heard and our feedback isn’t actually desired.

Empathetic listening is key for dialogue and helps maintain interpersonal relationships. In order to reach dialogue, people must have a degree of open-mindedness and a commitment to civility that allows them to be empathetic while still allowing them to believe in and advocate for their own position. An excellent example of critical and empathetic listening in action is the international Truth and Reconciliation movement. The most well-known example of a Truth and Reconciliation Commission (TRC) occurred in South Africa as a way to address the various conflicts that occurred during apartheid (Department of Justice and Constitutional Development, 2012). The first TRC in the United States occurred in Greensboro, North Carolina, as a means of processing the events and aftermath of November 3, 1979, when members of the Ku Klux Klan shot and killed five members of the Communist Worker’s Party during a daytime confrontation witnessed by news crews and many bystanders. The goal of such commissions is to allow people to tell their stories, share their perspectives in an open environment, and be listened to. The Greensboro TRC states its purpose as such:^[1]

The truth and reconciliation process seeks to heal relations between opposing sides by uncovering all pertinent facts, distinguishing truth from lies, and allowing for acknowledgement, appropriate public mourning, forgiveness and healing...The focus often is on giving victims, witnesses and even perpetrators a chance to publicly tell their stories without fear of prosecution.

Listening Styles

Just as there are different types of listening, there are also different styles of listening. People may be categorized as one or more of the following listeners: people-oriented, action-oriented, content-oriented, and time-oriented listeners. Research finds that 40 percent of people have more than one preferred listening style, and that they choose a style based on the listening situation (Bodie & Villaume, 2003). Other research finds that people often still revert back to a single preferred style in times of emotional or cognitive stress, even if they know a different style of listening would be better (Worthington, 2003). Following a brief overview of each listening style, we will explore some of their applications, strengths, and weaknesses.

- **People-oriented listeners** are concerned about the needs and feelings of others and may get distracted from a specific task or the content of a message in order to address feelings.
- **Action-oriented listeners** prefer well-organized, precise, and accurate information. They can become frustrated with they perceive communication to be unorganized or inconsistent, or a speaker to be “long-winded.”
- **Content-oriented listeners** are analytic and enjoy processing complex messages. They like in-depth information and like to learn about multiple sides of a topic or hear multiple perspectives on an issue. Their thoroughness can be difficult to manage if there are time constraints.
- **Time-oriented listeners** are concerned with completing tasks and achieving goals. They do not like information perceived as irrelevant and like to stick to a timeline. They may cut people off and make quick decisions (taking short cuts or cutting corners) when they think they have enough information.

People-Oriented Listeners

People-oriented listeners are concerned about the emotional states of others and listen with the purpose of offering support in interpersonal relationships. People-oriented listeners can be characterized as “supporters” who are caring and understanding. These listeners are sought out because they are known as people who will “lend an ear.” They may or may not be valued for the advice they give, but all people often want is a good listener. This type of listening may be especially valuable in interpersonal communication involving emotional exchanges, as a person-oriented listener can create a space where people can make themselves vulnerable without fear of being cut off or judged. People-oriented listeners are likely skilled empathetic listeners and may find success in supportive fields like counseling, social work, or nursing. Interestingly, such fields are typically feminized, in that people often associate the characteristics of people-oriented listeners with roles filled by women. We will learn more about how gender and listening intersect in Section 5 “Listening and Gender”.

Action-Oriented Listeners

Action-oriented listeners focus on what action needs to take place in regards to a received message and try to formulate an organized way to initiate that action. These listeners are frustrated by disorganization, because it detracts from the possibility of

actually doing something. Action-oriented listeners can be thought of as “builders”—like an engineer, a construction site foreperson, or a skilled project manager. This style of listening can be very effective when a task needs to be completed under time, budgetary, or other logistical constraints. One research study found that people prefer an action-oriented style of listening in instructional contexts (Imhof, 2004). In other situations, such as interpersonal communication, action-oriented listeners may not actually be very interested in listening, instead taking a “What do you want me to do?” approach. A friend and colleague of mine who exhibits some qualities of an action-oriented listener once told me about an encounter she had with a close friend who had a stillborn baby. My friend said she immediately went into “action mode.” Although it was difficult for her to connect with her friend at an emotional/empathetic level, she was able to use her action-oriented approach to help out in other ways as she helped make funeral arrangements, coordinated with other family and friends, and handled the details that accompanied this tragic emotional experience. As you can see from this example, the action-oriented listening style often contrasts with the people-oriented listening style.

Content-Oriented Listeners

Content-oriented listeners like to listen to complex information and evaluate the content of a message, often from multiple perspectives, before drawing conclusions. These listeners can be thought of as “learners,” and they also ask questions to solicit more information to fill out their understanding of an issue. Content-oriented listeners often enjoy high perceived credibility because of their thorough, balanced, and objective approach to engaging with information. Content-oriented listeners are likely skilled informational and critical listeners and may find success in academic careers in the humanities, social sciences, or sciences. Ideally, judges and politicians would also possess these characteristics.

Time-Oriented Listeners

Time-oriented listeners are more concerned about time limits and timelines than they are with the content or senders of a message. These listeners can be thought of as “executives,” and they tend to actually verbalize the time constraints under which they are operating.



Time-oriented listeners listen on a schedule, often giving people limits on their availability by saying, for example, “I only have about five minutes.”. JD Lasica – [Business call](#) – CC BY-NC 2.0.

For example, a time-oriented supervisor may say the following to an employee who has just entered his office and asked to talk: “Sure, I can talk, but I only have about five minutes.” These listeners may also exhibit nonverbal cues that indicate time and/or attention shortages, such as looking at a clock, avoiding eye contact, or nonverbally trying to close down an interaction. Time-oriented listeners are also more likely to interrupt others, which may make them seem insensitive to emotional/personal needs. People often get action-oriented and time-oriented listeners confused. Action-oriented listeners would be happy to get to a conclusion or decision quickly if they perceive that they are acting on well-organized and accurate information. They would, however, not mind taking longer to reach a conclusion when dealing with a complex topic, and they would delay making a decision if the information presented to them didn’t meet their standards of organization. Unlike time-oriented listeners, action-oriented listeners are not as likely to cut people off (especially if people are presenting relevant information) and are not as likely to take short cuts.

Key Takeaways

- Getting integrated: Listening is a learned process and skill that we can improve on with concerted effort. Improving our listening skills can benefit us in academic, professional, personal, and civic contexts.
- Listening is the process of receiving, interpreting, recalling, evaluating, and responding to verbal and nonverbal messages. In the receiving stage, we select and attend to various stimuli based on salience. We then interpret auditory and visual stimuli in order to make meaning out of them based on our existing schemata. Short-term and long-term memory store stimuli until they are discarded or processed for later recall. We then evaluate the credibility, completeness, and worth of a message before responding with verbal and nonverbal signals.
- Discriminative listening is the most basic form of listening, and we use it to distinguish between and focus on specific sounds. We use informational listening to try to comprehend and retain information. Through critical listening, we analyze and evaluate messages at various levels. We use empathetic listening to try to understand or experience what a speaker is feeling.
- People-oriented listeners are concerned with others' needs and feelings, which may distract from a task or the content of a message. Action-oriented listeners prefer listening to well-organized and precise information and are more concerned about solving an issue than they are about supporting the speaker. Content-oriented listeners enjoy processing complicated information and are typically viewed as credible because they view an issue from multiple perspectives before making a decision. Although content-oriented listeners may not be very effective in situations with time constraints, time-oriented listeners are fixated on time limits and listen in limited segments regardless of the complexity of the information or the emotions involved, which can make them appear cold and distant to some.

Exercises

1. The recalling stage of the listening process is a place where many people experience difficulties. What techniques do you use or could you use to improve your recall of certain information such as people's names, key concepts from your classes, or instructions or directions given verbally?
2. Getting integrated: Identify how critical listening might be useful for you in each of the following contexts: academic, professional, personal, and civic.
3. Listening scholars have noted that empathetic listening is the most difficult type of listening. Do you agree? Why or why not?
4. Which style of listening best describes you and why? Which style do you have the most difficulty with or like the least and why?

References

- Bodie, G. D. and William A. Villaume, "Aspects of Receiving Information: The Relationships between Listening Preferences, Communication Apprehension, Receiver Apprehension, and Communicator Style," *International Journal of Listening* 17, no. 1 (2003): 48.
- Bruneau, T., "Empathy and Listening," in *Perspectives on Listening*, eds. Andrew D. Wolvin and Carolyn Gwynn Coakley (Norwood, NJ: Alex Publishing Corporation, 1993), 188.
- Department of Justice and Constitutional Development, Truth and Reconciliation Commission website, accessed July 13, 2012, www.justice.gov.za/trc.
- DiSalvo, V. S. "A Summary of Current Research Identifying Communication Skills in Various Organizational Contexts," *Communication Education* 29 (1980), 283–90.
- Hargie, O., *Skilled Interpersonal Interaction: Research, Theory, and Practice* (London: Routledge, 2011), 189–99.
- Imhof, M., "Who Are We as We Listen? Individual Listening Profiles in Varying Contexts," *International Journal of Listening* 18, no. 1 (2004): 39.
- Milardo, R. M. and Heather Helms-Erikson, "Network Overlap and Third-Party Influence in Close Relationships," in *Close Relationships: A Sourcebook*, eds. Clyde Hendrick and Susan S. Hendrick (Thousand Oaks, CA: Sage, 2000), 37.
- National Association of Colleges and Employers, *Job Outlook 2011* (2010): 25.
- Watson, K. W., Larry L. Barker, and James B. Weaver III, "The Listening Styles Profile (LS-16): Development and Validation of an Instrument to Assess Four Listening Styles," *International Journal of Listening* 9 (1995): 1–13.

Wolvin, A. D. and Carolyn Gwynn Coakley, “A Listening Taxonomy,” in *Perspectives on Listening*, eds. Andrew D. Wolvin and Carolyn Gwynn Coakley (Norwood, NJ: Alex Publishing Corporation, 1993), 18–19.

Worthington, D. L., “Exploring the Relationship between Listening Style Preference and Personality,” *International Journal of Listening* 17, no. 1 (2003): 82.

Zabava, W. S. and Andrew D. Wolvin, “The Differential Impact of a Basic Communication Course on Perceived Communication Competencies in Class, Work, and Social Contexts,” *Communication Education* 42 (1993): 215–17.

-
1. “About,” Greensboro Truth and Reconciliation Commission website, accessed July 13, 2012, http://www.greensborotrc.org/truth_reconciliation.php. ↩

This page titled [5.1: Understanding How and Why We Listen](#) is shared under a [CC BY-NC-SA 3.0](#) license and was authored, remixed, and/or curated by [Anonymous](#) via [source content](#) that was edited to the style and standards of the LibreTexts platform; a detailed edit history is available upon request.

5.2: Barriers to Effective Listening

Learning Objectives

- Discuss some of the environmental and physical barriers to effective listening.
- Explain how cognitive and personal factors can present barriers to effective listening.
- Discuss common bad listening practices.

Barriers to effective listening are present at every stage of the listening process (Hargie, 2011). At the receiving stage, noise can block or distort incoming stimuli. At the interpreting stage, complex or abstract information may be difficult to relate to previous experiences, making it difficult to reach understanding. At the recalling stage, natural limits to our memory and challenges to concentration can interfere with remembering. At the evaluating stage, personal biases and prejudices can lead us to block people out or assume we know what they are going to say. At the responding stage, a lack of paraphrasing and questioning skills can lead to misunderstanding. In the following section, we will explore how environmental and physical factors, cognitive and personal factors, and bad listening practices present barriers to effective listening.

Environmental and Physical Barriers to Listening

Environmental factors such as lighting, temperature, and furniture affect our ability to listen. A room that is too dark can make us sleepy, just as a room that is too warm or cool can raise awareness of our physical discomfort to a point that it is distracting. Some seating arrangements facilitate listening, while others separate people. In general, listening is easier when listeners can make direct eye contact with and are in close physical proximity to a speaker. You may recall from the chapter titled “Nonverbal Communication” that when group members are allowed to choose a leader, they often choose the person who is sitting at the center or head of the table (Andersen, 1999). Even though the person may not have demonstrated any leadership abilities, people subconsciously gravitate toward speakers that are nonverbally accessible. The ability to effectively see and hear a person increases people’s confidence in their abilities to receive and process information. Eye contact and physical proximity can still be affected by noise. As we learned in the chapter titled “Introduction to Communication Studies”, environmental noises such as a whirring air conditioner, barking dogs, or a ringing fire alarm can obviously interfere with listening despite direct lines of sight and well-placed furniture.

Physiological noise, like environmental noise, can interfere with our ability to process incoming information. This is considered a physical barrier to effective listening because it emanates from our physical body. Physiological noise is noise stemming from a physical illness, injury, or bodily stress. Ailments such as a cold, a broken leg, a headache, or a poison ivy outbreak can range from annoying to unbearably painful and impact our listening relative to their intensity. Another type of noise, psychological noise, bridges physical and cognitive barriers to effective listening. Psychological noise, or noise stemming from our psychological states including moods and level of arousal, can facilitate or impede listening. Any mood or state of arousal, positive or negative, that is too far above or below our regular baseline creates a barrier to message reception and processing. The generally positive emotional state of being in love can be just as much of a barrier as feeling hatred. Excited arousal can also distract as much as anxious arousal. Stress about an upcoming events ranging from losing a job, to having surgery, to wondering about what to eat for lunch can overshadow incoming messages. While we will explore cognitive barriers to effective listening more in the next section, psychological noise is relevant here given that the body and mind are not completely separate. In fact, they can interact in ways that further interfere with listening. Fatigue, for example, is usually a combination of psychological and physiological stresses that manifests as stress (psychological noise) and weakness, sleepiness, and tiredness (physiological noise). Additionally, mental anxiety (psychological noise) can also manifest itself in our bodies through trembling, sweating, blushing, or even breaking out in rashes (physiological noise).

Cognitive and Personal Barriers to Listening

Aside from the barriers to effective listening that may be present in the environment or emanate from our bodies, cognitive limits, a lack of listening preparation, difficult or disorganized messages, and prejudices can interfere with listening. Whether you call it multitasking, daydreaming, glazing over, or drifting off, we all cognitively process other things while receiving messages. If you think of your listening mind as a wall of ten televisions, you may notice that in some situations five of the ten televisions are tuned into one channel. If that one channel is a lecture being given by your professor, then you are exerting about half of your cognitive processing abilities on one message. In another situation, all ten televisions may be on different channels. The fact that we have the

capability to process more than one thing at a time offers some advantages and disadvantages. But unless we can better understand how our cognitive capacities and personal preferences affect our listening, we are likely to experience more barriers than benefits.

Difference between Speech and Thought Rate

Our ability to process more information than what comes from one speaker or source creates a barrier to effective listening. While people speak at a rate of 125 to 175 words per minute, we can process between 400 and 800 words per minute (Hargie, 2011). This gap between speech rate and thought rate gives us an opportunity to side-process any number of thoughts that can be distracting from a more important message. Because of this gap, it is impossible to give one message our “undivided attention,” but we can occupy other channels in our minds with thoughts related to the central message. For example, using some of your extra cognitive processing abilities to repeat, rephrase, or reorganize messages coming from one source allows you to use that extra capacity in a way that reinforces the primary message.

The difference between speech and thought rate connects to personal barriers to listening, as personal concerns are often the focus of competing thoughts that can take us away from listening and challenge our ability to concentrate on others’ messages. Two common barriers to concentration are self-centeredness and lack of motivation (Brownell, 1993). For example, when our self-consciousness is raised, we may be too busy thinking about how we look, how we’re sitting, or what others think of us to be attentive to an incoming message. Additionally, we are often challenged when presented with messages that we do not find personally relevant. In general, we employ selective attention, which refers to our tendency to pay attention to the messages that benefit us in some way and filter others out. So the student who is checking his or her Twitter feed during class may suddenly switch his or her attention back to the previously ignored professor when the following words are spoken: “This will be important for the exam.”



Drifting attention is a common barrier to listening. Try to find personal relevance in the message to help maintain concentration. [Wikimedia Commons](#) – CC BY-SA 3.0.

Another common barrier to effective listening that stems from the speech and thought rate divide is response preparation. Response preparation refers to our tendency to rehearse what we are going to say next while a speaker is still talking. Rehearsal of what we

will say once a speaker's turn is over is an important part of the listening process that takes place between the recalling and evaluation and/or the evaluation and responding stage. Rehearsal becomes problematic when response preparation begins as someone is receiving a message and hasn't had time to engage in interpretation or recall. In this sense, we are listening with the goal of responding instead of with the goal of understanding, which can lead us to miss important information that could influence our response.

"Getting Plugged In"

Technology, Multitasking, and Listening

Do you like to listen to music while you do homework? Do you clean your apartment while talking to your mom on the phone? Do you think students should be allowed to use laptops in all college classrooms? Your answers to these questions will point to your preferences for multitasking. If you answered "yes" to most of them, then you are in line with the general practices of the "net generation" of digital natives for whom multitasking, especially with various forms of media, is a way of life. Multitasking is a concept that has been around for a while and emerged along with the increasing expectation that we will fill multiple role demands throughout the day. Multitasking can be pretty straightforward and beneficial—for example, if we listen to motivating music while working out. But multitasking can be very inefficient, especially when one or more of our concurrent tasks are complex or unfamiliar to us (Bardhi, Rohm, & Sultan, 2010).

Media multitasking specifically refers to the use of multiple forms of media at the same time, and it can have positive and negative effects on listening (Bardhi, Rohm, & Sultan, 2010). The negative effects of media multitasking have received much attention in recent years, as people question the decreasing attention span within our society. Media multitasking may promote inefficiency, because it can lead to distractions and plays a prominent role for many in procrastination. The numerous options for media engagement that we have can also lead to a feeling of chaos as our attention is pulled in multiple directions, creating a general sense of disorder. And many of us feel a sense of enslavement when we engage in media multitasking, as we feel like we can't live without certain personal media outlets.

Media multitasking can also give people a sense of control, as they use multiple technologies to access various points of information to solve a problem or complete a task. An employee may be able to use her iPad to look up information needed to address a concern raised during a business meeting. She could then e-mail that link to the presenter, who could share it with the room through his laptop and a LCD projector. Media multitasking can also increase efficiency, as people can carry out tasks faster. The links to videos and online articles that I've included in this textbook allow readers like you to quickly access additional information about a particular subject to prepare for a presentation or complete a paper assignment. Media multitasking can also increase engagement. Aside from just reading material in a textbook, students can now access information through an author's blog or Twitter account.

Media multitasking can produce an experience that feels productive, but is it really? What are the consequences of our media- and technology-saturated world? Although many of us like to think that we're good multitaskers, some research indicates otherwise. For example, student laptop use during class has been connected to lower academic performance (Fried, 2008). This is because media multitasking has the potential to interfere with listening at multiple stages of the process. The study showed that laptop use interfered with receiving, as students using them reported that they paid less attention to the class lectures. This is because students used the laptops for purposes other than taking notes or exploring class content. Of the students using laptops, 81 percent checked e-mail during lectures, 68 percent used instant messaging, and 43 percent surfed the web. Students using laptops also had difficulty with the interpretation stage of listening, as they found less clarity in the parts of the lecture they heard and did not understand the course material as much as students who didn't use a laptop. The difficulties with receiving and interpreting obviously create issues with recall that can lead to lower academic performance in the class. Laptop use also negatively affected the listening abilities of students not using laptops. These students reported that they were distracted, as their attention was drawn to the laptop screens of other students.

1. What are some common ways that you engage in media multitasking? What are some positive and negative consequences of your media multitasking?
2. What strategies do you or could you use to help minimize the negative effects of media multitasking?
3. Should laptops, smartphones, and other media devices be used by students during college classes? Why or why not? What restrictions or guidelines for use could instructors provide that would capitalize on the presence of such media to enhance student learning and help minimize distractions?

Lack of Listening Preparation

Another barrier to effective listening is a general lack of listening preparation. Unfortunately, most people have never received any formal training or instruction related to listening. Although some people think listening skills just develop over time, competent listening is difficult, and enhancing listening skills takes concerted effort. Even when listening education is available, people do not embrace it as readily as they do opportunities to enhance their speaking skills. After teaching communication courses for several years, I have consistently found that students and teachers approach the listening part of the course less enthusiastically than some of the other parts. Listening is often viewed as an annoyance or a chore, or just ignored or minimized as part of the communication process. In addition, our individualistic society values speaking more than listening, as it's the speakers who are sometimes literally in the spotlight. Although listening competence is a crucial part of social interaction and many of us value others we perceive to be "good listeners," listening just doesn't get the same kind of praise, attention, instruction, or credibility as speaking. Teachers, parents, and relational partners explicitly convey the importance of listening through statements like "You better listen to me," "Listen closely," and "Listen up," but these demands are rarely paired with concrete instruction. So unless you plan on taking more communication courses in the future (and I hope you do), this chapter may be the only instruction you receive on the basics of the listening process, some barriers to effective listening, and how we can increase our listening competence.

Bad Messages and/or Speakers

Bad messages and/or speakers also present a barrier to effective listening. Sometimes our trouble listening originates in the sender. In terms of message construction, poorly structured messages or messages that are too vague, too jargon filled, or too simple can present listening difficulties. In terms of speakers' delivery, verbal fillers, monotone voices, distracting movements, or a disheveled appearance can inhibit our ability to cognitively process a message (Hargie, 2011). As we will learn in Section 5.2.3 "Bad Listening Practices", speakers can employ particular strategies to create listenable messages that take some of the burden off the listener by tailoring a message to be heard and processed easily. The chapter titled "Preparing a Speech" also discusses many strategies for creating messages tailored for oral delivery, including things like preview and review statements, transitions, and parallel wording. Listening also becomes difficult when a speaker tries to present too much information. Information overload is a common barrier to effective listening that good speakers can help mitigate by building redundancy into their speeches and providing concrete examples of new information to help audience members interpret and understand the key ideas.

Prejudice

Oscar Wilde said, "Listening is a very dangerous thing. If one listens one may be convinced." Unfortunately, some of our default ways of processing information and perceiving others lead us to rigid ways of thinking. When we engage in prejudiced listening, we are usually trying to preserve our ways of thinking and avoid being convinced of something different. This type of prejudice is a barrier to effective listening, because when we prejudge a person based on his or her identity or ideas, we usually stop listening in an active and/or ethical way.

We exhibit prejudice in our listening in several ways, some of which are more obvious than others. For example, we may claim to be in a hurry and only selectively address the parts of a message that we agree with or that aren't controversial. We can also operate from a state of denial where we avoid a subject or person altogether so that our views are not challenged. Prejudices that are based on a person's identity, such as race, age, occupation, or appearance, may lead us to assume that we know what he or she will say, essentially closing down the listening process. Keeping an open mind and engaging in perception checking can help us identify prejudiced listening and hopefully shift into more competent listening practices.

Bad Listening Practices

The previously discussed barriers to effective listening may be difficult to overcome because they are at least partially beyond our control. Physical barriers, cognitive limitations, and perceptual biases exist within all of us, and it is more realistic to believe that we can become more conscious of and lessen them than it is to believe that we can eliminate them altogether. Other "bad listening" practices may be habitual, but they are easier to address with some concerted effort. These bad listening practices include interrupting, distorted listening, eavesdropping, aggressive listening, narcissistic listening, and pseudo-listening.

Interrupting

Conversations unfold as a series of turns, and turn taking is negotiated through a complex set of verbal and nonverbal signals that are consciously and subconsciously received. In this sense, conversational turn taking has been likened to a dance where communicators try to avoid stepping on each other's toes. One of the most frequent glitches in the turn-taking process is

interruption, but not all interruptions are considered “bad listening.” An interruption could be unintentional if we misread cues and think a person is done speaking only to have him or her start up again at the same time we do. Sometimes interruptions are more like overlapping statements that show support (e.g., “I think so too.”) or excitement about the conversation (e.g., “That’s so cool!”). Back-channel cues like “uh-huh,” as we learned earlier, also overlap with a speaker’s message. We may also interrupt out of necessity if we’re engaged in a task with the other person and need to offer directions (e.g., “Turn left here.”), instructions (e.g., “Will you whisk the eggs?”), or warnings (e.g., “Look out behind you!”). All these interruptions are not typically thought of as evidence of bad listening unless they become distracting for the speaker or are unnecessary.

Unintentional interruptions can still be considered bad listening if they result from mindless communication. As we’ve already learned, intended meaning is not as important as the meaning that is generated in the interaction itself. So if you interrupt unintentionally, but because you were only half-listening, then the interruption is still evidence of bad listening. The speaker may form a negative impression of you that can’t just be erased by you noting that you didn’t “mean to interrupt.” Interruptions can also be used as an attempt to dominate a conversation. A person engaging in this type of interruption may lead the other communicator to try to assert dominance, too, resulting in a competition to see who can hold the floor the longest or the most often. More than likely, though, the speaker will form a negative impression of the interrupter and may withdraw from the conversation.

Distorted Listening

Distorted listening occurs in many ways. Sometimes we just get the order of information wrong, which can have relatively little negative effects if we are casually recounting a story, annoying effects if we forget the order of turns (left, right, left or right, left, right?) in our driving directions, or very negative effects if we recount the events of a crime out of order, which leads to faulty testimony at a criminal trial. Rationalization is another form of distorted listening through which we adapt, edit, or skew incoming information to fit our existing schemata. We may, for example, reattribute the cause of something to better suit our own beliefs. If a professor is explaining to a student why he earned a “D” on his final paper, the student could reattribute the cause from “I didn’t follow the paper guidelines” to “this professor is an unfair grader.” Sometimes we actually change the words we hear to make them better fit what we are thinking. This can easily happen if we join a conversation late, overhear part of a conversation, or are being a lazy listener and miss important setup and context. Passing along distorted information can lead to negative consequences ranging from starting a false rumor about someone to passing along incorrect medical instructions from one health-care provider to the next (Hargie, 2011). Last, the addition of material to a message is a type of distorted listening that actually goes against our normal pattern of listening, which involves reducing the amount of information and losing some meaning as we take it in. The metaphor of “weaving a tall tale” is related to the practice of distorting through addition, as inaccurate or fabricated information is added to what was actually heard. Addition of material is also a common feature of gossip. An excellent example of the result of distorted listening is provided by the character Anthony Crispino on *Saturday Night Live*, who passes along distorted news on the “Weekend Update” segment. In past episodes, he has noted that LeBron James turned down the *Cleveland Show* to be on *Miami Vice* (instead of left the Cleveland Cavaliers to play basketball for the Miami Heat) and that President Obama planned on repealing the “Bush haircuts” (instead of the Bush tax cuts).

Eavesdropping

Eavesdropping is a bad listening practice that involves a calculated and planned attempt to secretly listen to a conversation. There is a difference between eavesdropping on and overhearing a conversation. Many if not most of the interactions we have throughout the day occur in the presence of other people. However, given that our perceptual fields are usually focused on the interaction, we are often unaware of the other people around us or don’t think about the fact that they could be listening in on our conversation. We usually only become aware of the fact that other people could be listening in when we’re discussing something private.



Eavesdropping entails intentionally listening in on a conversation that you are not a part of. Alan Strakey – [Eavesdropping](#) – CC BY-ND 2.0.

People eavesdrop for a variety of reasons. People might think another person is talking about them behind their back or that someone is engaged in illegal or unethical behavior. Sometimes people eavesdrop to feed the gossip mill or out of curiosity (McCornack, 2007). In any case, this type of listening is considered bad because it is a violation of people's privacy. Consequences for eavesdropping may include an angry reaction if caught, damage to interpersonal relationships, or being perceived as dishonest and sneaky. Additionally, eavesdropping may lead people to find out information that is personally upsetting or hurtful, especially if the point of the eavesdropping is to find out what people are saying behind their back.

Aggressive Listening

Aggressive listening is a bad listening practice in which people pay attention in order to attack something that a speaker says (McCornack, 2007). Aggressive listeners like to ambush speakers in order to critique their ideas, personality, or other characteristics. Such behavior often results from built-up frustration within an interpersonal relationship. Unfortunately, the more two people know each other, the better they will be at aggressive listening. Take the following exchange between long-term partners:

Deb:

I've been thinking about making a salsa garden next to the side porch. I think it would be really good to be able to go pick our own tomatoes and peppers and cilantro to make homemade salsa.

Summer:

Really? When are you thinking about doing it?

Deb:

Next weekend. Would you like to help?

Summer:

I won't hold my breath. Every time you come up with some "idea of the week" you get so excited about it. But do you ever follow through with it? No. We'll be eating salsa from the store next year, just like we are now.

Although Summer's initial response to Deb's idea is seemingly appropriate and positive, she asks the question because she has already planned her upcoming aggressive response. Summer's aggression toward Deb isn't about a salsa garden; it's about a building frustration with what Summer perceives as Deb's lack of follow-through on her ideas. Aside from engaging in aggressive listening because of built-up frustration, such listeners may also attack others' ideas or mock their feelings because of their own low self-esteem and insecurities.

Narcissistic Listening

Narcissistic listening is a form of self-centered and self-absorbed listening in which listeners try to make the interaction about them (McCornack, 2007). Narcissistic listeners redirect the focus of the conversation to them by interrupting or changing the topic. When the focus is taken off them, narcissistic listeners may give negative feedback by pouting, providing negative criticism of the

speaker or topic, or ignoring the speaker. A common sign of narcissistic listening is the combination of a “pivot,” when listeners shift the focus of attention back to them, and “one-upping,” when listeners try to top what previous speakers have said during the interaction. You can see this narcissistic combination in the following interaction:

Bryce:

My boss has been really unfair to me lately and hasn't been letting me work around my class schedule. I think I may have to quit, but I don't know where I'll find another job.

Toby:

Why are you complaining? I've been working with the same stupid boss for two years. He doesn't even care that I'm trying to get my degree and work at the same time. And you should hear the way he talks to me in front of the other employees.

Narcissistic listeners, given their self-centeredness, may actually fool themselves into thinking that they are listening and actively contributing to a conversation. We all have the urge to share our own stories during interactions, because other people's communication triggers our own memories about related experiences. It is generally more competent to withhold sharing our stories until the other person has been able to speak and we have given the appropriate support and response. But we all shift the focus of a conversation back to us occasionally, either because we don't know another way to respond or because we are making an attempt at empathy. Narcissistic listeners consistently interrupt or follow another speaker with statements like “That reminds me of the time...,” “Well, if I were you...,” and “That's nothing...” (Nichols, 1995) As we'll learn later, matching stories isn't considered empathetic listening, but occasionally doing it doesn't make you a narcissistic listener.

Pseudo-listening

Do you have a friend or family member who repeats stories? If so, then you've probably engaged in pseudo-listening as a politeness strategy. Pseudo-listening is behaving as if you're paying attention to a speaker when you're actually not (McCornack, 2007). Outwardly visible signals of attentiveness are an important part of the listening process, but when they are just an “act,” the pseudo-listener is engaging in bad listening behaviors. She or he is not actually going through the stages of the listening process and will likely not be able to recall the speaker's message or offer a competent and relevant response. Although it is a bad listening practice, we all understandably engage in pseudo-listening from time to time. If a friend needs someone to talk but you're really tired or experiencing some other barrier to effective listening, it may be worth engaging in pseudo-listening as a relational maintenance strategy, especially if the friend just needs a sounding board and isn't expecting advice or guidance. We may also pseudo-listen to a romantic partner or grandfather's story for the fifteenth time to prevent hurting their feelings. We should avoid pseudo-listening when possible and should definitely avoid making it a listening habit. Although we may get away with it in some situations, each time we risk being “found out,” which could have negative relational consequences.

Key Takeaways

- Environmental and physical barriers to effective listening include furniture placement, environmental noise such as sounds of traffic or people talking, physiological noise such as a sinus headache or hunger, and psychological noise such as stress or anger.
- Cognitive barriers to effective listening include the difference between speech and thought rate that allows us “extra room” to think about other things while someone is talking and limitations in our ability or willingness to concentrate or pay attention. Personal barriers to effective listening include a lack of listening preparation, poorly structured and/or poorly delivered messages, and prejudice.
- There are several bad listening practices that we should avoid, as they do not facilitate effective listening:
 - Interruptions that are unintentional or serve an important or useful purpose are not considered bad listening. When interrupting becomes a habit or is used in an attempt to dominate a conversation, then it is a barrier to effective listening.
 - Distorted listening occurs when we incorrectly recall information, skew information to fit our expectations or existing schemata, or add material to embellish or change information.
 - Eavesdropping is a planned attempt to secretly listen to a conversation, which is a violation of the speakers' privacy.
 - Aggressive listening is a bad listening practice in which people pay attention to a speaker in order to attack something they say.
 - Narcissistic listening is self-centered and self-absorbed listening in which listeners try to make the interaction about them by interrupting, changing the subject, or drawing attention away from others.
 - Pseudo-listening is “fake listening,” in that people behave like they are paying attention and listening when they actually are not.

Exercises

1. We are capable of thinking faster than the speed at which the average person speaks, which allows us some room to put mental faculties toward things other than listening. What typically makes your mind wander?
2. Bad speakers and messages are a common barrier to effective listening. Describe a time recently when your ability to listen was impaired by the poor delivery and/or content of another person.
3. Of the bad listening practices listed, which do you use the most? Why do you think you use this one more than the others? What can you do to help prevent or lessen this barrier?

References

- Andersen, P. A., *Nonverbal Communication: Forms and Functions* (Mountain View, CA: Mayfield, 1999), 57–58.
- Bardhi, F., Andres J. Rohm, and Fareena Sultan, “Tuning in and Tuning out: Media Multitasking among Young Consumers,” *Journal of Consumer Behaviour* 9 (2010): 318.
- Brownell, J., “Listening Environment: A Perspective,” in *Perspectives on Listening*, eds. Andrew D. Wolvin and Carolyn Gwynn Coakley (Norwood, NJ: Alex Publishing Corporation, 1993), 245.
- Fried, C. B., “In-Class Laptop Use and Its Effects on Student Learning,” *Computers and Education* 50 (2008): 906–14.
- Hargie, O., *Skilled Interpersonal Interaction: Research, Theory, and Practice* (London: Routledge, 2011), 200.
- McCornack, S., *Reflect and Relate: An Introduction to Interpersonal Communication* (Boston, MA: Bedford/St Martin’s, 2007), 208.
- Nichols, M. P., *The Lost Art of Listening* (New York, NY: Guilford Press, 1995), 68–72.

This page titled [5.2: Barriers to Effective Listening](#) is shared under a [CC BY-NC-SA 3.0](#) license and was authored, remixed, and/or curated by [Anonymous](#) via [source content](#) that was edited to the style and standards of the LibreTexts platform; a detailed edit history is available upon request.

5.3: Improving Listening Competence

Learning Objectives

- Identify strategies for improving listening competence at each stage of the listening process.
- Summarize the characteristics of active listening.
- Apply critical-listening skills in interpersonal, educational, and mediated contexts.
- Practice empathetic listening skills.
- Discuss ways to improve listening competence in relational, professional, and cultural contexts.

Many people admit that they could stand to improve their listening skills. This section will help us do that. In this section, we will learn strategies for developing and improving competence at each stage of the listening process. We will also define active listening and the behaviors that go along with it. Looking back to the types of listening discussed earlier, we will learn specific strategies for sharpening our critical and empathetic listening skills. In keeping with our focus on integrative learning, we will also apply the skills we have learned in academic, professional, and relational contexts and explore how culture and gender affect listening.

Listening Competence at Each Stage of the Listening Process

We can develop competence within each stage of the listening process, as the following list indicates (Ridge, 1993):

1. To improve listening at the receiving stage,
 - prepare yourself to listen,
 - discern between intentional messages and noise,
 - concentrate on stimuli most relevant to your listening purpose(s) or goal(s),
 - be mindful of the selection and attention process as much as possible,
 - pay attention to turn-taking signals so you can follow the conversational flow, and
 - avoid interrupting someone while they are speaking in order to maintain your ability to receive stimuli and listen.
2. To improve listening at the interpreting stage,
 - identify main points and supporting points;
 - use contextual clues from the person or environment to discern additional meaning;
 - be aware of how a relational, cultural, or situational context can influence meaning;
 - be aware of the different meanings of silence; and
 - note differences in tone of voice and other paralinguistic cues that influence meaning.
3. To improve listening at the recalling stage,
 - use multiple sensory channels to decode messages and make more complete memories;
 - repeat, rephrase, and reorganize information to fit your cognitive preferences; and
 - use mnemonic devices as a gimmick to help with recall.
4. To improve listening at the evaluating stage,
 - separate facts, inferences, and judgments;
 - be familiar with and able to identify persuasive strategies and fallacies of reasoning;
 - assess the credibility of the speaker and the message; and
 - be aware of your own biases and how your perceptual filters can create barriers to effective listening.
5. To improve listening at the responding stage,
 - ask appropriate clarifying and follow-up questions and paraphrase information to check understanding,
 - give feedback that is relevant to the speaker's purpose/motivation for speaking,
 - adapt your response to the speaker and the context, and
 - do not let the preparation and rehearsal of your response diminish earlier stages of listening.

Active Listening

Active listening refers to the process of pairing outwardly visible positive listening behaviors with positive cognitive listening practices. Active listening can help address many of the environmental, physical, cognitive, and personal barriers to effective

listening that we discussed earlier. The behaviors associated with active listening can also enhance informational, critical, and empathetic listening.

Active Listening Can Help Overcome Barriers to Effective Listening

Being an active listener starts before you actually start receiving a message. Active listeners make strategic choices and take action in order to set up ideal listening conditions. Physical and environmental noises can often be managed by moving locations or by manipulating the lighting, temperature, or furniture. When possible, avoid important listening activities during times of distracting psychological or physiological noise. For example, we often know when we're going to be hungry, full, more awake, less awake, more anxious, or less anxious, and advance planning can alleviate the presence of these barriers. For college students, who often have some flexibility in their class schedules, knowing when you best listen can help you make strategic choices regarding what class to take when. And student options are increasing, as some colleges are offering classes in the overnight hours to accommodate working students and students who are just "night owls" (Toppo, 2011). Of course, we don't always have control over our schedule, in which case we will need to utilize other effective listening strategies that we will learn more about later in this chapter.

In terms of cognitive barriers to effective listening, we can prime ourselves to listen by analyzing a listening situation before it begins. For example, you could ask yourself the following questions:

1. "What are my goals for listening to this message?"
2. "How does this message relate to me / affect my life?"
3. "What listening type and style are most appropriate for this message?"

As we learned earlier, the difference between speech and thought processing rate means listeners' level of attention varies while receiving a message. Effective listeners must work to maintain focus as much as possible and refocus when attention shifts or fades (Wolvin & Coakley, 1993). One way to do this is to find the motivation to listen. If you can identify intrinsic and or extrinsic motivations for listening to a particular message, then you will be more likely to remember the information presented. Ask yourself how a message could impact your life, your career, your intellect, or your relationships. This can help overcome our tendency toward selective attention. As senders of messages, we can help listeners by making the relevance of what we're saying clear and offering well-organized messages that are tailored for our listeners. We will learn much more about establishing relevance, organizing a message, and gaining the attention of an audience in public speaking contexts later in the book.

Given that we can process more words per minute than people can speak, we can engage in internal dialogue, making good use of our intrapersonal communication, to become a better listener. Three possibilities for internal dialogue include covert coaching, self-reinforcement, and covert questioning; explanations and examples of each follow (Hargie, 2011):

- **Covert coaching** involves sending yourself messages containing advice about better listening, such as "You're getting distracted by things you have to do after work. Just focus on what your supervisor is saying now."
- **Self-reinforcement** involves sending yourself affirmative and positive messages: "You're being a good active listener. This will help you do well on the next exam."
- **Covert questioning** involves asking yourself questions about the content in ways that focus your attention and reinforce the material: "What is the main idea from that PowerPoint slide?" "Why is he talking about his brother in front of our neighbors?"

Internal dialogue is a more structured way to engage in active listening, but we can use more general approaches as well. I suggest that students occupy the "extra" channels in their mind with thoughts that are related to the primary message being received instead of thoughts that are unrelated. We can use those channels to resort, rephrase, and repeat what a speaker says. When we resort, we can help mentally repair disorganized messages. When we rephrase, we can put messages into our own words in ways that better fit our cognitive preferences. When we repeat, we can help messages transfer from short-term to long-term memory.

Other tools can help with concentration and memory. Mental bracketing refers to the process of intentionally separating out intrusive or irrelevant thoughts that may distract you from listening (McCornack, 2007). This requires that we monitor our concentration and attention and be prepared to let thoughts that aren't related to a speaker's message pass through our minds without us giving them much attention. Mnemonic devices are techniques that can aid in information recall (Hargie 2011). Starting in ancient Greece and Rome, educators used these devices to help people remember information. They work by imposing order and organization on information. Three main mnemonic devices are acronyms, rhymes, and visualization, and examples of each follow:

- **Acronyms.** HOMES—to help remember the Great Lakes (Huron, Ontario, Michigan, Erie, and Superior).
- **Rhyme.** "Righty tighty, lefty loosey"—to remember which way most light bulbs, screws, and other coupling devices turn to make them go in or out.

- **Visualization.** Imagine seeing a glass of port wine (which is red) and the red navigation light on a boat to help remember that the red light on a boat is always on the port side, which will also help you remember that the blue light must be on the starboard side.

Active Listening Behaviors

From the suggestions discussed previously, you can see that we can prepare for active listening in advance and engage in certain cognitive strategies to help us listen better. We also engage in active listening behaviors as we receive and process messages.

Eye contact is a key sign of active listening. Speakers usually interpret a listener's eye contact as a signal of attentiveness. While a lack of eye contact may indicate inattentiveness, it can also signal cognitive processing. When we look away to process new information, we usually do it unconsciously. Be aware, however, that your conversational partner may interpret this as not listening. If you really do need to take a moment to think about something, you could indicate that to the other person by saying, "That's new information to me. Give me just a second to think through it." We already learned the role that back-channel cues play in listening. An occasional head nod and "uh-huh" signal that you are paying attention. However, when we give these cues as a form of "autopilot" listening, others can usually tell that we are pseudo-listening, and whether they call us on it or not, that impression could lead to negative judgments.

A more direct way to indicate active listening is to reference previous statements made by the speaker. Norms of politeness usually call on us to reference a past statement or connect to the speaker's current thought before starting a conversational turn. Being able to summarize what someone said to ensure that the topic has been satisfactorily covered and understood or being able to segue in such a way that validates what the previous speaker said helps regulate conversational flow. Asking probing questions is another way to directly indicate listening and to keep a conversation going, since they encourage and invite a person to speak more. You can also ask questions that seek clarification and not just elaboration. Speakers should present complex information at a slower speaking rate than familiar information, but many will not. Remember that your nonverbal feedback can be useful for a speaker, as it signals that you are listening but also whether or not you understand. If a speaker fails to read your nonverbal feedback, you may need to follow up with verbal communication in the form of paraphrased messages and clarifying questions.

As active listeners, we want to be excited and engaged, but don't let excitement manifest itself in interruptions. Being an active listener means knowing when to maintain our role as listener and resist the urge to take a conversational turn. Research shows that people with higher social status are more likely to interrupt others, so keep this in mind and be prepared for it if you are speaking to a high-status person, or try to resist it if you are the high-status person in an interaction (Hargie, 2011).



Good note-taking skills allow listeners to stay engaged with a message and aid in recall of information. Steven Lilley – [Note taking](#) – CC BY-SA 2.0.

Note-taking can also indicate active listening. Translating information through writing into our own cognitive structures and schemata allows us to better interpret and assimilate information. Of course, note-taking isn't always a viable option. It would be fairly awkward to take notes during a first date or a casual exchange between new coworkers. But in some situations where we wouldn't normally consider taking notes, a little awkwardness might be worth it for the sake of understanding and recalling the information. For example, many people don't think about taking notes when getting information from their doctor or banker. I actually invite students to take notes during informal meetings because I think they sometimes don't think about it or don't think

it's appropriate. But many people would rather someone jot down notes instead of having to respond to follow-up questions on information that was already clearly conveyed. To help facilitate your note-taking, you might say something like "Do you mind if I jot down some notes? This seems important."

In summary, active listening is exhibited through verbal and nonverbal cues, including steady eye contact with the speaker; smiling; slightly raised eyebrows; upright posture; body position that is leaned in toward the speaker; nonverbal back-channel cues such as head nods; verbal back-channel cues such as "OK," "mmhum," or "oh"; and a lack of distracting mannerisms like doodling or fidgeting (Hargie, 2011).

"Getting Competent": Listening in the Classroom

The following statistic illustrates the importance of listening in academic contexts: four hundred first-year students were given a listening test before they started classes. At the end of that year, 49 percent of the students with low scores were on academic probation, while only 4 percent of those who scored high were (Conaway, 1982). Listening effectively isn't something that just happens; it takes work on the part of students and teachers. One of the most difficult challenges for teachers is eliciting good listening behaviors from their students, and the method of instruction teachers use affects how a student will listen and learn (Beall et al., 2008). Given that there are different learning styles, we know that to be effective, teachers may have to find some way to appeal to each learning style. Although teachers often make this attempt, it is also not realistic or practical to think that this practice can be used all the time. Therefore, students should also think of ways they can improve their listening competence, because listening is an active process that we can exert some control over. The following tips will help you listen more effectively in the classroom:

- Be prepared to process challenging messages. You can use the internal dialogue strategy we discussed earlier to "mentally repair" messages that you receive to make them more listenable (Rubin, 1993). For example, you might say, "It seems like we've moved on to a different main point now. See if you can pull out the subpoints to help stay on track."
 - Act like a good listener. While I'm not advocating that you engage in pseudo-listening, engaging in active listening behaviors can help you listen better when you are having difficulty concentrating or finding motivation to listen. Make eye contact with the instructor and give appropriate nonverbal feedback. Students often take notes only when directed to by the instructor or when there is an explicit reason to do so (e.g., to recall information for an exam or some other purpose). Since you never know what information you may want to recall later, take notes even when it's not required that you do so. As a caveat, however, do not try to transcribe everything your instructor says or includes on a PowerPoint, because you will likely miss information related to main ideas that is more important than minor details. Instead, listen for main ideas.
 - Figure out from where the instructor most frequently speaks and sit close to that area. Being able to make eye contact with an instructor facilitates listening, increases rapport, allows students to benefit more from immediacy behaviors, and minimizes distractions since the instructor is the primary stimulus within the student's field of vision.
 - Figure out your preferred learning style and adopt listening strategies that complement it.
 - Let your instructor know when you don't understand something. Instead of giving a quizzical look that says "What?" or pretending you know what's going on, let your instructor know when you don't understand something. Instead of asking the instructor to simply repeat something, ask her or him to rephrase it or provide an example. When you ask questions, ask specific clarifying questions that request a definition, an explanation, or an elaboration.
1. What are some listening challenges that you face in the classroom? What can you do to overcome them?
 2. Take the Learning Styles Inventory survey at the following link to determine what your primary learning style is: www.personal.psu.edu/bxb11/LSI/LSI.htm. Do some research to identify specific listening/studying strategies that work well for your learning style.

Becoming a Better Critical Listener

Critical listening involves evaluating the credibility, completeness, and worth of a speaker's message. Some listening scholars note that critical listening represents the deepest level of listening (Floyd, 1985). Critical listening is also important in a democracy that values free speech. The US Constitution grants US citizens the right to free speech, and many people duly protect that right for you and me. Since people can say just about anything they want, we are surrounded by countless messages that vary tremendously in terms of their value, degree of ethics, accuracy, and quality. Therefore it falls on us to responsibly and critically evaluate the messages we receive. Some messages are produced by people who are intentionally misleading, ill informed, or motivated by the potential for personal gain, but such messages can be received as honest, credible, or altruistic even though they aren't. Being able

to critically evaluate messages helps us have more control over and awareness of the influence such people may have on us. In order to critically evaluate messages, we must enhance our critical-listening skills.

Some critical-listening skills include distinguishing between facts and inferences, evaluating supporting evidence, discovering your own biases, and listening beyond the message. The chapter titled “Verbal Communication” noted that part of being an ethical communicator is being accountable for what we say by distinguishing between facts and inferences (Hayakawa & Hayakawa, 1990). This is an ideal that is not always met in practice, so a critical listener should also make these distinctions, since the speaker may not. Since facts are widely agreed-on conclusions, they can be verified as such through some extra research. Take care in your research to note the context from which the fact emerged, as speakers may take a statistic or quote out of context, distorting its meaning. Inferences are not as easy to evaluate, because they are based on unverifiable thoughts of a speaker or on speculation. Inferences are usually based at least partially on something that is known, so it is possible to evaluate whether an inference was made carefully or not. In this sense, you may evaluate an inference based on several known facts as more credible than an inference based on one fact and more speculation. Asking a question like “What led you to think this?” is a good way to get information needed to evaluate the strength of an inference.

Distinguishing among facts and inferences and evaluating the credibility of supporting material are critical-listening skills that also require good informational-listening skills. In more formal speaking situations, speakers may cite published or publicly available sources to support their messages. When speakers verbally cite their sources, you can use the credibility of the source to help evaluate the credibility of the speaker’s message. For example, a national newspaper would likely be more credible on a major national event than a tabloid magazine or an anonymous blog. In regular interactions, people also have sources for their information but are not as likely to note them within their message. Asking questions like “Where’d you hear that?” or “How do you know that?” can help get information needed to make critical evaluations. You can look to the chapter titled “Informative and Persuasive Speaking” to learn much more about persuasive strategies and how to evaluate the strength of arguments.

Discovering your own biases can help you recognize when they interfere with your ability to fully process a message. Unfortunately, most people aren’t asked to critically reflect on their identities and their perspectives unless they are in college, and even people who were once critically reflective in college or elsewhere may no longer be so. Biases are also difficult to discover, because we don’t see them as biases; we see them as normal or “the way things are.” Asking yourself “What led you to think this?” and “How do you know that?” can be a good start toward acknowledging your biases. We will also learn more about self-reflection and critical thinking in Chapter 8 “Culture and Communication”.

Last, to be a better critical listener, think beyond the message. A good critical listener asks the following questions: What is being said and what is not being said? In whose interests are these claims being made? Whose voices/ideas are included and excluded? These questions take into account that speakers intentionally and unintentionally slant, edit, or twist messages to make them fit particular perspectives or for personal gain. Also ask yourself questions like “What are the speaker’s goals?” You can also rephrase that question and direct it toward the speaker, asking them, “What is your goal in this interaction?” When you feel yourself nearing an evaluation or conclusion, pause and ask yourself what influenced you. Although we like to think that we are most often persuaded through logical evidence and reasoning, we are susceptible to persuasive shortcuts that rely on the credibility or likability of a speaker or on our emotions rather than the strength of his or her evidence (Petty & Cacioppo, 1984). So keep a check on your emotional involvement to be aware of how it may be influencing your evaluation. Also, be aware that how likable, attractive, or friendly you think a person is may also lead you to more positively evaluate his or her messages.

Other Tips to Help You Become a Better Critical Listener

- Ask questions to help get more information and increase your critical awareness when you get answers like “Because that’s the way things are,” “It’s always been like that,” “I don’t know; I just don’t like it,” “Everyone believes that,” or “It’s just natural/normal.” These are not really answers that are useful in your critical evaluation and may be an indication that speakers don’t really know why they reached the conclusion they did or that they reached it without much critical thinking on their part.
- Be especially critical of speakers who set up “either/or” options, because they artificially limit an issue or situation to two options when there are always more. Also be aware of people who overgeneralize, especially when those generalizations are based on stereotypical or prejudiced views. For example, the world is not just Republican or Democrat, male or female, pro-life or pro-choice, or Christian or atheist.
- Evaluate the speaker’s message instead of his or her appearance, personality, or other characteristics. Unless someone’s appearance, personality, or behavior is relevant to an interaction, direct your criticism to the message.
- Be aware that critical evaluation isn’t always quick or easy. Sometimes you may have to withhold judgment because your evaluation will take more time. Also keep in mind your evaluation may not be final, and you should be open to critical

reflection and possible revision later.

- Avoid mind reading, which is assuming you know what the other person is going to say or that you know why they reached the conclusion they did. This leads to jumping to conclusions, which shortcuts the critical evaluation process.

📌 “Getting Critical”: Critical Listening and Political Spin

In just the past twenty years, the rise of political fact checking occurred as a result of the increasingly sophisticated rhetoric of politicians and their representatives (Dobbs, 2012). As political campaigns began to adopt communication strategies employed by advertising agencies and public relations firms, their messages became more ambiguous, unclear, and sometimes outright misleading. While there are numerous political fact-checking sources now to which citizens can turn for an analysis of political messages, it is important that we are able to use our own critical-listening skills to see through some of the political spin that now characterizes politics in the United States.

Since we get most of our political messages through the media rather than directly from a politician, the media is a logical place to turn for guidance on fact checking. Unfortunately, the media is often manipulated by political communication strategies as well (Dobbs, 2012). Sometimes media outlets transmit messages even though a critical evaluation of the message shows that it lacks credibility, completeness, or worth. Journalists who engage in political fact checking have been criticized for putting their subjective viewpoints into what is supposed to be objective news coverage. These journalists have fought back against what they call the norm of “false equivalence.” One view of journalism sees the reporter as an objective conveyer of political messages. This could be described as the “We report; you decide” brand of journalism. Other reporters see themselves as “truth seekers.” In this sense, the journalists engage in some critical listening and evaluation on the part of the citizen, who may not have the time or ability to do so.


Michael Dobbs, who started the political fact-checking program at the *Washington Post*, says, “Fairness is preserved not by treating all sides of an argument equally, but through an independent, open-minded approach to the evidence” (Dobbs, 2012). He also notes that outright lies are much less common in politics than are exaggeration, spin, and insinuation. This fact puts much of political discourse into an ethical gray area that can be especially difficult for even professional fact checkers to evaluate. Instead of simple “true/false” categories, fact checkers like the *Washington Post* issue evaluations such as “Half true, mostly true, half-flip, or full-flop” to political statements. Although we all don’t have the time and resources to fact check all the political statements we hear, it may be worth employing some of the strategies used by these professional fact checkers on issues that are very important to us or have major implications for others. Some fact-checking resources include <http://www.PolitiFact.com>, <http://www.factcheck.org>, and www.washingtonpost.com/blogs/fact-checker. The caution here for any critical listener is to be aware of our tendency to gravitate toward messages with which we agree and avoid or automatically reject messages with which we disagree. In short, it’s often easier for us to critically evaluate the messages of politicians with whom we disagree and uncritically accept messages from those with whom we agree. Exploring the fact-check websites above can help expose ourselves to critical evaluation that we might not otherwise encounter.

1. One school of thought in journalism says it’s up to the reporters to convey information as it is presented and then up to the viewer/reader to evaluate the message. The other school of thought says that the reporter should investigate and evaluate claims made by those on all sides of an issue equally and share their findings with viewers/readers. Which approach do you think is better and why?
2. In the lead-up to the war in Iraq, journalists and news outlets did not critically evaluate claims from the Bush administration that there was clear evidence of weapons of mass destruction in Iraq. Many now cite this as an instance of failed fact checking that had global repercussions. Visit one of the fact-checking resources mentioned previously to find other examples of fact checking that exposed manipulated messages. To enhance your critical thinking, find one example that critiques a viewpoint, politician, or political party that you typically agree with and one that you disagree with. Discuss what you learned from the examples you found.

Becoming a Better Empathetic Listener

A prominent scholar of empathetic listening describes it this way: “Empathetic listening is to be respectful of the dignity of others. Empathetic listening is a caring, a love of the wisdom to be found in others whoever they may be” (Bruneau, 1993). This quote conveys that empathetic listening is more philosophical than the other types of listening. It requires that we are open to subjectivity and that we engage in it because we genuinely see it as worthwhile.

Combining active and empathetic listening leads to active-empathetic listening. During active-empathetic listening a listener becomes actively and emotionally involved in an interaction in such a way that it is conscious on the part of the listener and perceived by the speaker (Bodie, 2011). To be a better empathetic listener, we need to suspend or at least attempt to suppress our judgment of the other person or their message so we can fully attend to both. Paraphrasing is an important part of empathetic listening, because it helps us put the other person's words into our frame of experience without making it about us. In addition, speaking the words of someone else in our own way can help evoke within us the feelings that the other person felt while saying them (Bodie, 2011). Active-empathetic listening is more than echoing back verbal messages. We can also engage in mirroring, which refers to a listener's replication of the nonverbal signals of a speaker (Bruneau, 1993). Therapists, for example, are often taught to adopt a posture and tone similar to their patients in order to build rapport and project empathy.



Empathetic listeners should not steal the spotlight from the speaker. Offer support without offering your own story or advice.
Blondinrikard Froberg – [Spotlight](#) – CC BY 2.0.

Paraphrasing and questioning are useful techniques for empathetic listening because they allow us to respond to a speaker without taking “the floor,” or the attention, away for long. Specifically, questions that ask for elaboration act as “verbal door openers,” and inviting someone to speak more and then validating their speech through active listening cues can help a person feel “listened to” (Hargie, 2011). I’ve found that paraphrasing and asking questions are also useful when we feel tempted to share our own stories and experiences rather than maintaining our listening role. These questions aren’t intended to solicit more information, so we can guide or direct the speaker toward a specific course of action. Although it is easier for us to slip into an advisory mode—saying things like “Well if I were you, I would...”—we have to resist the temptation to give unsolicited advice.

Empathetic listening can be worthwhile, but it also brings challenges. In terms of costs, empathetic listening can use up time and effort. Since this type of listening can’t be contained within a proscribed time frame, it may be especially difficult for time-oriented listeners (Bruneau, 1993). Empathetic listening can also be a test of our endurance, as its orientation toward and focus on supporting the other requires the processing and integration of much verbal and nonverbal information. Because of this potential strain, it’s important to know your limits as an empathetic listener. While listening can be therapeutic, it is not appropriate for people without training and preparation to try to serve as a therapist. Some people have chronic issues that necessitate professional listening for the purposes of evaluation, diagnosis, and therapy. Lending an ear is different from diagnosing and treating. If you have a friend who is exhibiting signs of a more serious issue that needs attention, listen to the extent that you feel comfortable and then be prepared to provide referrals to other resources that have training to help. To face these challenges, good empathetic listeners typically have a generally positive self-concept and self-esteem, are nonverbally sensitive and expressive, and are comfortable with embracing another person’s subjectivity and refraining from too much analytic thought.

Becoming a Better Contextual Listener

Active, critical, and empathetic listening skills can be helpful in a variety of contexts. Understanding the role that listening plays in professional, relational, cultural, and gendered contexts can help us more competently apply these skills. Whether we are listening to or evaluating messages from a supervisor, parent, or intercultural conversational partner, we have much to gain or lose based on our ability to apply listening skills and knowledge in various contexts.

Listening in Professional Contexts

Listening and organizational-communication scholars note that listening is one of the most neglected aspects of organizational-communication research (Flynn, Valikoski, & Grau, 2008). Aside from a lack of research, a study also found that business schools

lack curriculum that includes instruction and/or training in communication skills like listening in their master of business administration (MBA) programs (Alsop, 2002). This lack of a focus on listening persists, even though we know that more effective listening skills have been shown to enhance sales performance and that managers who exhibit good listening skills help create open communication climates that can lead to increased feelings of supportiveness, motivation, and productivity (Flynn, Valikoski, & Grau, 2008). Specifically, empathetic listening and active listening can play key roles in organizational communication. Managers are wise to enhance their empathetic listening skills, as being able to empathize with employees contributes to a positive communication climate. Active listening among organizational members also promotes involvement and increases motivation, which leads to more cohesion and enhances the communication climate.

Organizational scholars have examined various communication climates specific to listening. Listening environment refers to characteristics and norms of an organization and its members that contribute to expectations for and perceptions about listening (Brownell, 1993). Positive listening environments are perceived to be more employee centered, which can improve job satisfaction and cohesion. But how do we create such environments?

Positive listening environments are facilitated by the breaking down of barriers to concentration, the reduction of noise, the creation of a shared reality (through shared language, such as similar jargon or a shared vision statement), intentional spaces that promote listening, official opportunities that promote listening, training in listening for all employees, and leaders who model good listening practices and praise others who are successful listeners (Brownell, 1993). Policies and practices that support listening must go hand in hand. After all, what does an “open-door” policy mean if it is not coupled with actions that demonstrate the sincerity of the policy?

“Getting Real”: Becoming a “Listening Leader”

Dr. Rick Bommelje has popularized the concept of the “listening leader” (Listen-Coach.com, 2012). As a listening coach, he offers training and resources to help people in various career paths increase their listening competence. For people who are very committed to increasing their listening skills, the International Listening Association has now endorsed a program to become a Certified Listening Professional (CLP), which entails advanced independent study, close work with a listening mentor, and the completion of a written exam.^[1] There are also training programs to help with empathetic listening that are offered through the Compassionate Listening Project.^[2] These programs evidence the growing focus on the importance of listening in all professional contexts.

Scholarly research has consistently shown that listening ability is a key part of leadership in professional contexts and competence in listening aids in decision making. A survey sent to hundreds of companies in the United States found that poor listening skills create problems at all levels of an organizational hierarchy, ranging from entry-level positions to CEOs (Hargie, 2011). Leaders such as managers, team coaches, department heads, and executives must be versatile in terms of listening type and style in order to adapt to the diverse listening needs of employees, clients/customers, colleagues, and other stakeholders.

Even if we don’t have the time or money to invest in one of these professional-listening training programs, we can draw inspiration from the goal of becoming a listening leader. By reading this book, you are already taking an important step toward improving a variety of communication competencies, including listening, and you can always take it upon yourself to further your study and increase your skills in a particular area to better prepare yourself to create positive communication climates and listening environments. You can also use these skills to make yourself a more desirable employee.

1. Make a list of the behaviors that you think a listening leader would exhibit. Which of these do you think you do well? Which do you need to work on?
2. What do you think has contributed to the perceived shortage of listening skills in professional contexts?
3. Given your personal career goals, what listening skills do you think you will need to possess and employ in order to be successful?

Listening in Relational Contexts

Listening plays a central role in establishing and maintaining our relationships (Nelson-Jones, 2006). Without some listening competence, we wouldn’t be able to engage in the self-disclosure process, which is essential for the establishment of relationships. Newly acquainted people get to know each other through increasingly personal and reciprocal disclosures of personal information. In order to reciprocate a conversational partner’s disclosure, we must process it through listening. Once relationships are formed, listening to others provides a psychological reward, through the simple act of recognition, that helps maintain our relationships.

Listening to our relational partners and being listened to in return is part of the give-and-take of any interpersonal relationship. Our thoughts and experiences “back up” inside of us, and getting them out helps us maintain a positive balance (Nelson, Jones, 2006). So something as routine and seemingly pointless as listening to our romantic partner debrief the events of his or her day or our roommate recount his or her weekend back home shows that we are taking an interest in their lives and are willing to put our own needs and concerns aside for a moment to attend to their needs. Listening also closely ties to conflict, as a lack of listening often plays a large role in creating conflict, while effective listening helps us resolve it.

Listening has relational implications throughout our lives, too. Parents who engage in competent listening behaviors with their children from a very young age make their children feel worthwhile and appreciated, which affects their development in terms of personality and character (Nichols, 1995).



Parents who exhibit competent listening behaviors toward their children provide them with a sense of recognition and security that affects their future development. Madhavi Kuram – [Listen to your kids](#) – CC BY-NC-ND 2.0.

A lack of listening leads to feelings of loneliness, which results in lower self-esteem and higher degrees of anxiety. In fact, by the age of four or five years old, the empathy and recognition shown by the presence or lack of listening has molded children’s personalities in noticeable ways (Nichols, 1995). Children who have been listened to grow up expecting that others will be available and receptive to them. These children are therefore more likely to interact confidently with teachers, parents, and peers in ways that help develop communication competence that will be built on throughout their lives. Children who have not been listened to may come to expect that others will not want to listen to them, which leads to a lack of opportunities to practice, develop, and hone foundational communication skills. Fortunately for the more-listened-to children and unfortunately for the less-listened-to children, these early experiences become predispositions that don’t change much as the children get older and may actually reinforce themselves and become stronger.

Listening and Culture

Some cultures place more importance on listening than other cultures. In general, collectivistic cultures tend to value listening more than individualistic cultures that are more speaker oriented. The value placed on verbal and nonverbal meaning also varies by culture and influences how we communicate and listen. A low-context communication style is one in which much of the meaning generated within an interaction comes from the verbal communication used rather than nonverbal or contextual cues. Conversely, much of the meaning generated by a high-context communication style comes from nonverbal and contextual cues (Lustig & Koester, 2006). For example, US Americans of European descent generally use a low-context communication style, while people in East Asian and Latin American cultures use a high-context communication style.

Contextual communication styles affect listening in many ways. Cultures with a high-context orientation generally use less verbal communication and value silence as a form of communication, which requires listeners to pay close attention to nonverbal signals and consider contextual influences on a message. Cultures with a low-context orientation must use more verbal communication and provide explicit details, since listeners aren’t expected to derive meaning from the context. Note that people from low-context cultures may feel frustrated by the ambiguity of speakers from high-context cultures, while speakers from high-context cultures may feel overwhelmed or even insulted by the level of detail used by low-context communicators. Cultures with a low-context communication style also tend to have a monochronic orientation toward time, while high-context cultures have a polychronic time orientation, which also affects listening.

As the chapter titled “Culture and Communication” discusses, cultures that favor a structured and commodified orientation toward time are said to be monochronic, while cultures that favor a more flexible orientation are polychronic. Monochronic cultures like the United States value time and action-oriented listening styles, especially in professional contexts, because time is seen as a commodity that is scarce and must be managed (McCornack, 2007). This is evidenced by leaders in businesses and organizations who often request “executive summaries” that only focus on the most relevant information and who use statements like “Get to the point.” Polychronic cultures value people and content-oriented listening styles, which makes sense when we consider that polychronic cultures also tend to be more collectivistic and use a high-context communication style. In collectivistic cultures, indirect communication is preferred in cases where direct communication would be considered a threat to the other person’s face (desired public image). For example, flatly turning down a business offer would be too direct, so a person might reply with a “maybe” instead of a “no.” The person making the proposal, however, would be able to draw on contextual clues that they implicitly learned through socialization to interpret the “maybe” as a “no.”

Listening and Gender

Research on gender and listening has produced mixed results. As we’ve already learned, much of the research on gender differences and communication has been influenced by gender stereotypes and falsely connected to biological differences. More recent research has found that people communicate in ways that conform to gender stereotypes in some situations and not in others, which shows that our communication is more influenced by societal expectations than by innate or gendered “hard-wiring.” For example, through socialization, men are generally discouraged from expressing emotions in public. A woman sharing an emotional experience with a man may perceive the man’s lack of emotional reaction as a sign of inattentiveness, especially if he typically shows more emotion during private interactions. The man, however, may be listening but withholding nonverbal expressiveness because of social norms. He may not realize that withholding those expressions could be seen as a lack of empathetic or active listening. Researchers also dispelled the belief that men interrupt more than women do, finding that men and women interrupt each other with similar frequency in cross-gender encounters (Dindia, 1987). So men may interrupt each other more in same-gender interactions as a conscious or subconscious attempt to establish dominance because such behaviors are expected, as men are generally socialized to be more competitive than women. However, this type of competitive interrupting isn’t as present in cross-gender interactions because the contexts have shifted.

Key Takeaways

- You can improve listening competence at the receiving stage by preparing yourself to listen and distinguishing between intentional messages and noise; at the interpreting stage by identifying main points and supporting points and taking multiple contexts into consideration; at the recalling stage by creating memories using multiple senses and repeating, rephrasing, and reorganizing messages to fit cognitive preferences; at the evaluating stage by separating facts from inferences and assessing the credibility of the speaker’s message; and at the responding stage by asking appropriate questions, offering paraphrased messages, and adapting your response to the speaker and the situation.
- Active listening is the process of pairing outwardly visible positive listening behaviors with positive cognitive listening practices and is characterized by mentally preparing yourself to listen, working to maintain focus on concentration, using appropriate verbal and nonverbal back-channel cues to signal attentiveness, and engaging in strategies like note taking and mentally reorganizing information to help with recall.
- In order to apply critical-listening skills in multiple contexts, we must be able to distinguish between facts and inferences, evaluate a speaker’s supporting evidence, discover our own biases, and think beyond the message.
- In order to practice empathetic listening skills, we must be able to support others’ subjective experience; temporarily set aside our own needs to focus on the other person; encourage elaboration through active listening and questioning; avoid the temptation to tell our own stories and/or give advice; effectively mirror the nonverbal communication of others; and acknowledge our limits as empathetic listeners.
- Getting integrated: Different listening strategies may need to be applied in different listening contexts.
 - In professional contexts, listening is considered a necessary skill, but most people do not receive explicit instruction in listening. Members of an organization should consciously create a listening environment that promotes and rewards competent listening behaviors.
 - In relational contexts, listening plays a central role in initiating relationships, as listening is required for mutual self-disclosure, and in maintaining relationships, as listening to our relational partners provides a psychological reward in the form of recognition. When people aren’t or don’t feel listened to, they may experience feelings of isolation or loneliness that can have negative effects throughout their lives.

- In cultural contexts, high- or low-context communication styles, monochronic or polychronic orientations toward time, and individualistic or collectivistic cultural values affect listening preferences and behaviors.
- Research regarding listening preferences and behaviors of men and women has been contradictory. While some differences in listening exist, many of them are based more on societal expectations for how men and women should listen rather than biological differences.

Exercises

1. Keep a “listening log” for part of your day. Note times when you feel like you exhibited competent listening behaviors and note times when listening became challenging. Analyze the log based on what you have learned in this section. Which positive listening skills helped you listen? What strategies could you apply to your listening challenges to improve your listening competence?
2. Apply the strategies for effective critical listening to a political message (a search for “political speech” or “partisan speech” on YouTube should provide you with many options). As you analyze the speech, make sure to distinguish between facts and inferences, evaluate a speaker’s supporting evidence, discuss how your own biases may influence your evaluation, and think beyond the message.
3. Discuss and analyze the listening environment of a place you have worked or an organization with which you were involved. Overall, was it positive or negative? What were the norms and expectations for effective listening that contributed to the listening environment? Who helped set the tone for the listening environment?

References

- Alsop, R., *Wall Street Journal-Eastern Edition* 240, no. 49 (2002): R4.
- Beall, M. L., et al., “State of the Context: Listening in Education,” *The International Journal of Listening* 22 (2008): 124.
- Bodie, G. D., “The Active-Empathetic Listening Scale (AELS): Conceptualization and Evidence of Validity within the Interpersonal Domain,” *Communication Quarterly* 59, no. 3 (2011): 278.
- Brownell, J., “Listening Environment: A Perspective,” in *Perspectives on Listening*, eds. Andrew D. Wolvin and Carolyn Gwynn Coakley (Norwood, NJ: Alex Publishing Corporation, 1993), 243.
- Bruneau, T., “Empathy and Listening,” in *Perspectives on Listening*, eds. Andrew D. Wolvin and Carolyn Gwynn Coakley (Norwood, NJ: Alex Publishing Corporation, 1993), 194.
- Conaway, M. S., “Listening: Learning Tool and Retention Agent,” in *Improving Reading and Study Skills*, eds. Anne S. Algier and Keith W. Algier (San Francisco, CA: Jossey-Bass, 1982).
- Dindia, K., “The Effect of Sex of Subject and Sex of Partner on Interruptions,” *Human Communication Research* 13, no. 3 (1987): 345–71.
- Dobbs, M., “The Rise of Political Fact-Checking,” *New America Foundation* (2012): 1.
- Floyd, J. J., *Listening, a Practical Approach* (Glenview, IL: Scott, Foresman, 1985), 39–40.
- Flynn, J., Tuula-Riitta Valikoski, and Jennie Grau, “Listening in the Business Context: Reviewing the State of Research,” *The International Journal of Listening* 22 (2008): 143.
- Hargie, O., *Skilled Interpersonal Interaction: Research, Theory, and Practice* (London: Routledge, 2011), 193.
- Hayakawa, S. I. and Alan R. Hayakawa, *Language in Thought and Action*, 5th ed. (San Diego, CA: Harcourt Brace, 1990), 22–32.
- Listen-Coach.com, *Dr. Rick Listen-Coach*, accessed July 13, 2012, www.listen-coach.com.
- Lustig, M. W. and Jolene Koester, *Intercultural Competence: Interpersonal Communication across Cultures*, 5th ed. (Boston, MA: Pearson Education, 2006), 110–14.
- McCornack, S., *Reflect and Relate: An Introduction to Interpersonal Communication* (Boston, MA: Bedford/St Martin’s, 2007), 192.
- Nelson-Jones, R., *Human Relationship Skills*, 4th ed. (East Sussex: Routledge, 2006), 37–38.
- Nichols, M. P., *The Lost Art of Listening* (New York, NY: Guilford Press, 1995), 25.

Petty, R. E. and John T. Cacioppo, "The Effects of Involvement on Responses to Argument Quantity and Quality: Central and Peripheral Routes to Persuasion," *Journal of Personality and Social Psychology* 46, no. 1 (1984): 69–81.

Ridge, A., "A Perspective of Listening Skills," in *Perspectives on Listening*, eds. Andrew D. Wolvin and Carolyn Gwynn Coakley (Norwood, NJ: Alex Publishing Corporation, 1993), 5–6.

Rubin, D. L., "Listenability = Oral-Based Discourse + Considerateness," in *Perspectives on Listening*, eds. Andrew D. Wolvin and Carolyn Gwynn Coakley (Norwood, NJ: Alex Publishing Corporation, 1993), 277.

Toppo, G., "Colleges Start Offering 'Midnight Classes' for Offbeat Needs," *USA Today*, October 27, 2011, accessed July 13, 2012, www.usatoday.com/news/education/story/2011-10-26/college-midnight-classes/50937996/1.

Wolvin, A. D. and Carolyn Gwynn Coakley, "A Listening Taxonomy," in *Perspectives on Listening*, eds. Andrew D. Wolvin and Carolyn Gwynn Coakley (Norwood, NJ: Alex Publishing Corporation, 1993), 19.

1. "CLP Training Program," *International Listening Association*, accessed July 13, 2012, www.listen.org/CLPFAQs. ←

2. "Training," *The Compassionate Listening Project*, accessed July 13, 2012, www.compassionatelisting.org/trainings. ←

This page titled [5.3: Improving Listening Competence](#) is shared under a [CC BY-NC-SA 3.0](#) license and was authored, remixed, and/or curated by [Anonymous](#) via [source content](#) that was edited to the style and standards of the LibreTexts platform; a detailed edit history is available upon request.

5.4: Listenable Messages and Effective Feedback

Learning Objectives

- List strategies for creating listenable messages.
- Evaluate messages produced by others using competent feedback.
- Discuss strategies for self-evaluation of communication.

We should not forget that sending messages is an important part of the listening process. Although we often think of listening as the act of receiving messages, that passive view of listening overlooks the importance of message construction and feedback. In the following section, we will learn how speakers can facilitate listening by creating listenable messages and how listeners help continue the listening process through feedback for others and themselves.

Creating Listenable Messages

Some of the listening challenges we all face would be diminished if speakers created listenable messages. Listenable messages are orally delivered messages that are tailored to be comprehended by a listener (Rubin, 1993). While most of our communication is in an “oral style,” meaning spoken and intended to be heard, we sometimes create messages that are unnecessarily complex in ways that impede comprehension. Listenable messages can be contrasted with most written messages, which are meant to be read.

The way we visually process written communication is different from the way we process orally delivered and aurally received language. Aside from processing written and spoken messages differently, we also speak and write differently. This becomes a problem for listening when conventions of written language get transferred into oral messages. You may have witnessed or experienced this difficulty if you have ever tried or watched someone else try to orally deliver a message that was written to be read, not spoken. For example, when students in my classes try to deliver a direct quote from one of their research sources or speak verbatim a dictionary definition of a word, they inevitably have fluency hiccups in the form of unintended pauses or verbal trip-ups that interfere with their ability to deliver the content. These hiccups consequently make the message difficult for the audience to receive and comprehend.

This isn’t typically a problem in everyday conversations, because when we speak impromptu we automatically speak in an oral style. We have a tendency, however, to stray from our natural oral style when delivering messages that we have prepared in advance—like speeches. This is because we receive much more training in creating messages to be read than we do in creating messages to be spoken. We are usually just expected to pick up the oral style of communicating through observation and trial and error. Being able to compose and deliver messages in an oral style, as opposed to a written style, is a crucial skill to develop in order to be a successful public speaker. Since most people lack specific instruction in creating messages in an oral rather than written style, you should be prepared to process messages that aren’t as listenable as you would like them to be. The strategies for becoming an active listener discussed earlier in this chapter will also help you mentally repair or restructure a message to make it more listenable. As a speaker, in order to adapt your message to a listening audience and to help facilitate the listening process, you can use the following strategies to create more listenable messages:

- Use shorter, actively worded sentences.
- Use personal pronouns (“I want to show you...”).
- Use lists or other organizational constructions like problem-solution, pro-con, or compare-contrast.
- Use transitions and other markers that help a listener navigate your message (time markers like “today”; order indicators like “first, second, third”; previews like “I have two things I’d like to say about that”; and reviews like “So, basically I feel like we should vacation at the lake instead of the beach because...”).
- Use examples relevant to you and your listener’s actual experiences.

Giving Formal Feedback to Others

The ability to give effective feedback benefits oneself and others. Whether in professional or personal contexts, positive verbal and nonverbal feedback can boost others’ confidence, and negative feedback, when delivered constructively, can provide important perception checking and lead to improvements. Of course, negative feedback that is not delivered competently can lead to communication difficulties that can affect a person’s self-esteem and self-efficacy. Although we rarely give formal feedback to others in interpersonal contexts, it is important to know how to give this type of feedback, as performance evaluations are common in a variety of professional, academic, and civic contexts.



The ability to give verbal feedback helps personal and professional relationships grow. [Wikimedia Commons](#) – CC BY-SA 3.0.

It is likely that you will be asked at some point to give feedback to another person in an academic, professional, or civic context. As companies and organizations have moved toward more team-based work environments over the past twenty years, peer evaluations are now commonly used to help assess job performance. I, for example, am evaluated every year by two tenured colleagues, my department chair, and my dean. I also evaluate my graduate teaching assistants and peers as requested. Since it's important for us to know how to give competent and relevant feedback, and since the feedback can be useful for the self-improvement of the receiver, many students are asked to complete peer evaluations verbally and/or in writing for classmates after they deliver a speech. The key to good feedback is to offer constructive criticism, which consists of comments that are specific and descriptive enough for the receiver to apply them for the purpose of self-improvement. The following are guidelines I provide my students for giving feedback, and they are also adaptable to other contexts.

When Giving Feedback to Others

1. **Be specific.** I often see a lack of specific comments when it comes to feedback on speech delivery. Students write things like “Eye contact” on a peer comment sheet, but neither the student nor I know what to do with the comment. While a comment like “Good eye contact” or “Not enough eye contact” is more specific, it's not descriptive enough to make it useful.
2. **Be descriptive.** I'd be hard pressed to think of a descriptive comment that isn't also specific, because the act of adding detail to something usually makes the point clearer as well. The previous “Not enough eye contact” comment would be more helpful and descriptive like this: “You looked at your notes more than you looked at the audience during the first thirty seconds of your speech.”
3. **Be positive.** If you are delivering your feedback in writing, pretend that you are speaking directly to the person and write it the same way. Comments like “Stop fidgeting” or “Get more sources” wouldn't likely come out during verbal feedback, because we know they sound too harsh. The same tone, however, can be communicated through written feedback. Instead, make comments that are framed in such a way as to avoid defensiveness or hurt feelings.
4. **Be constructive.** Although we want to be positive in our feedback, comments like “Good job” aren't constructive, because a communicator can't actually take that comment and do something with it. A comment like “You were able to explain our company's new marketing strategy in a way that even I, as an engineer, could make sense of. The part about our new crisis communication plan wasn't as clear. Perhaps you could break it down the same way you did the marketing strategy to make it clearer for people like me who are outside the public relations department.” This statement is positively framed, specific, and constructive because the speaker can continue to build on the positively reviewed skill by applying it to another part of the speech that was identified as a place for improvement.
5. **Be realistic.** Comments like “Don't be nervous” aren't constructive or realistic. Instead, you could say, “I know the first speech is tough, but remember that we're all in the same situation and we're all here to learn. I tried the breathing exercises discussed in the book and they helped calm my nerves. Maybe they'll work for you, too?” I've also had students make comments like “Your accent made it difficult for me to understand you,” which could be true but may signal a need for more listening effort since we all technically have accents, and changing them, if possible at all, would take considerable time and effort.

6. **Be relevant.** Feedback should be relevant to the assignment, task, and/or context. I've had students give feedback like "Rad nail polish" and "Nice smile," which although meant as compliments are not relevant in formal feedback unless you're a fashion consultant or a dentist.

Giving Formal Feedback to Yourself

An effective way to improve our communication competence is to give ourselves feedback on specific communication skills. Self-evaluation can be difficult, because people may think their performance was effective and therefore doesn't need critique, or they may become their own worst critic, which can negatively affect self-efficacy. The key to effective self-evaluation is to identify strengths and weaknesses, to evaluate yourself within the context of the task, and to set concrete goals for future performance. What follows are guidelines that I give my students for self-evaluation of their speeches.

When Giving Feedback to Yourself

1. **Identify strengths and weaknesses.** We have a tendency to be our own worst critics, so steer away from nit-picking or overfocusing on one aspect of your communication that really annoys you and sticks out to you. It is likely that the focus of your criticism wasn't nearly as noticeable or even noticed at all by others. For example, I once had a student write a self-critique of which about 90 percent focused on how his face looked red. Although that was really salient for him when he watched his video, I don't think it was a big deal for the audience members.
2. **Evaluate yourself within the context of the task or assignment guidelines.** If you are asked to speak about your personal life in a creative way, don't spend the majority of your self-evaluation critiquing your use of gestures. People have a tendency to overanalyze aspects of their delivery, which usually only accounts for a portion of the overall effectiveness of a message, and underanalyze their presentation of key ideas and content. If the expectation was to present complex technical information in a concrete way, you could focus on your use of examples and attempts to make the concepts relevant to the listeners.
3. **Set goals for next time.** Goal setting is important because most of us need a concrete benchmark against which to evaluate our progress. Once goals are achieved, they can be "checked off" and added to our ongoing skill set, which can enhance confidence and lead to the achievement of more advanced goals.
4. **Revisit goals and assess progress at regular intervals.** We will not always achieve the goals we set, so it is important to revisit the goals periodically to assess our progress. If you did not meet a goal, figure out why and create an action plan to try again. If you did achieve a goal, try to build on that confidence to meet future goals.

Key Takeaways

- To create listenable messages, which are orally delivered messages tailored to be comprehended by a listener, avoid long, complex sentences; use personal pronouns; use lists or other organizational constructions; use transitions and other markers to help your listener navigate your message; and use relevant examples.
- Getting integrated: Although we rarely give formal feedback in interpersonal contexts, we give informal feedback regularly to our relational partners that can enhance or detract from their self-esteem and affect our relationships. While we also give informal feedback in academic, professional, and civic contexts, it is common practice to give formal feedback in the form of performance evaluations or general comments on an idea, product, or presentation.
- When giving feedback to others, be specific, descriptive, positive, constructive, realistic, and relevant.
- When giving feedback to yourself, identify strengths and weaknesses, evaluate yourself within the contexts of the task or assignment, set goals for next time, and revisit goals to assess progress.

Exercises

1. Apply the strategies for creating listenable messages to a speech you recently gave or a speech you are currently working on. Which strategies did/will you employ? Why?
2. Recall an instance in which someone gave you feedback that didn't meet the guidelines that are listed in this section. In what ways did the person's feedback fall short of the guidelines, and what could the person have done to improve the feedback?
3. Using the guidelines for self-evaluation (feedback to self), assess one of your recent speeches. If you haven't given a speech recently, assess another communication skill using the same guidelines, such as your listening abilities or your skill at providing constructive criticism.

References

Rubin, D. L., “Listenability = Oral-based Discourse + Considerateness,” in *Perspectives on Listening*, eds. Andrew D. Wolvin and Carolyn Gwynn Coakley (Norwood, NJ: Alex Publishing Corporation, 1993), 269.

This page titled [5.4: Listenable Messages and Effective Feedback](#) is shared under a [CC BY-NC-SA 3.0](#) license and was authored, remixed, and/or curated by [Anonymous](#) via [source content](#) that was edited to the style and standards of the LibreTexts platform; a detailed edit history is available upon request.

CHAPTER OVERVIEW

6: Interpersonal Communication Processes

[6.1: Principles of Interpersonal Communication](#)

[6.2: Conflict and Interpersonal Communication](#)

[6.3: Emotions and Interpersonal Communication](#)

[6.4: Self-Disclosure and Interpersonal Communication](#)

This page titled [6: Interpersonal Communication Processes](#) is shared under a [CC BY-NC-SA 3.0](#) license and was authored, remixed, and/or curated by [Anonymous](#) via [source content](#) that was edited to the style and standards of the LibreTexts platform; a detailed edit history is available upon request.

6.1: Principles of Interpersonal Communication

Learning Objectives

- Define interpersonal communication.
- Discuss the functional aspects of interpersonal communication.
- Discuss the cultural aspects of interpersonal communication.

In order to understand interpersonal communication, we must understand how interpersonal communication functions to meet our needs and goals and how our interpersonal communication connects to larger social and cultural systems. Interpersonal communication is the process of exchanging messages between people whose lives mutually influence one another in unique ways in relation to social and cultural norms. This definition highlights the fact that interpersonal communication involves two or more people who are interdependent to some degree and who build a unique bond based on the larger social and cultural contexts to which they belong. So a brief exchange with a grocery store clerk who you don't know wouldn't be considered interpersonal communication, because you and the clerk are not influencing each other in significant ways. Obviously, if the clerk were a friend, family member, coworker, or romantic partner, the communication would fall into the interpersonal category. In this section, we discuss the importance of studying interpersonal communication and explore its functional and cultural aspects.

Why Study Interpersonal Communication?

Interpersonal communication has many implications for us in the real world. Did you know that interpersonal communication played an important role in human evolution? Early humans who lived in groups, rather than alone, were more likely to survive, which meant that those with the capability to develop interpersonal bonds were more likely to pass these traits on to the next generation (Leary, 2001). Did you know that interpersonal skills have a measurable impact on psychological and physical health? People with higher levels of interpersonal communication skills are better able to adapt to stress, have greater satisfaction in relationships and more friends, and have less depression and anxiety (Hargie, 2011). In fact, prolonged isolation has been shown to severely damage a human (Williams & Zadro, 2001). Have you ever heard of the boy or girl who was raised by wolves? There have been documented cases of abandoned or neglected children, sometimes referred to as feral children, who survived using their animalistic instincts but suffered psychological and physical trauma as a result of their isolation (Candland, 1995). There are also examples of solitary confinement, which has become an ethical issue in many countries. In “supermax” prisons, which now operate in at least forty-four states, prisoners spend 22.5 to 24 hours a day in their cells and have no contact with the outside world or other prisoners (Shalev, 2011).



Figure 6.1.1: Solitary confinement is common in supermax prisons, where prisoners spend 22.5 to 24 hours a day in their cells. Jmiller291 – [Solitary Confinement, Old Geelong Gaol 7](#) – CC BY 2.0.

Aside from making your relationships and health better, interpersonal communication skills are highly sought after by potential employers, consistently ranking in the top ten in national surveys (National Association of Colleges and Employers, 2010). Each of these examples illustrates how interpersonal communication meets our basic needs as humans for security in our social bonds, health, and careers. But we are not born with all the interpersonal communication skills we'll need in life. So in order to make the most out of our interpersonal relationships, we must learn some basic principles.

Think about a time when a short communication exchange affected a relationship almost immediately. Did you mean for it to happen? Many times we engage in interpersonal communication to fulfill certain goals we may have, but sometimes we are more successful than others. This is because interpersonal communication is strategic, meaning we intentionally create messages to achieve certain goals that help us function in society and our relationships. Goals vary based on the situation and the communicators, but ask yourself if you are generally successful at achieving the goals with which you enter a conversation or not. If so, you may already possess a high degree of interpersonal communication competence, or the ability to communicate effectively and appropriately in personal relationships. This chapter will help you understand some key processes that can make us more effective and appropriate communicators. You may be asking, “Aren’t effectiveness and appropriateness the same thing?” The answer is no. Imagine that you are the manager of a small department of employees at a marketing agency where you often have to work on deadlines. As a deadline approaches, you worry about your team’s ability to work without your supervision to complete the tasks, so you interrupt everyone’s work and assign them all individual tasks and give them a bulleted list of each subtask with a deadline to turn each part in to you. You meet the deadline and have effectively accomplished your goal. Over the next month, one of your employees puts in her two-weeks’ notice, and you learn that she and a few others have been talking about how they struggle to work with you as a manager. Although your strategy was effective, many people do not respond well to strict hierarchy or micromanaging and may have deemed your communication inappropriate. A more competent communicator could have implemented the same detailed plan to accomplish the task in a manner that included feedback, making the employees feel more included and heard. In order to be competent interpersonal communicators, we must learn to balance being effective and appropriate.

Functional Aspects of Interpersonal Communication

We have different needs that are met through our various relationships. Whether we are aware of it or not, we often ask ourselves, “What can this relationship do for me?” In order to understand how relationships achieve strategic functions, we will look at instrumental goals, relationship-maintenance goals, and self-presentation goals.

What motivates you to communicate with someone? We frequently engage in communication designed to achieve instrumental goals such as gaining compliance (getting someone to do something for us), getting information we need, or asking for support (Burlison, Metts, & Kirch, 2000). In short, instrumental talk helps us “get things done” in our relationships. Our instrumental goals can be long term or day to day. The following are examples of communicating for instrumental goals:

- You ask your friend to help you move this weekend (gaining/resisting compliance).
- You ask your coworker to remind you how to balance your cash register till at the end of your shift (requesting or presenting information).
- You console your roommate after he loses his job (asking for or giving support).

When we communicate to achieve relational goals, we are striving to maintain a positive relationship. Engaging in relationship-maintenance communication is like taking your car to be serviced at the repair shop. To have a good relationship, just as to have a long-lasting car, we should engage in routine maintenance. For example, have you ever wanted to stay in and order a pizza and watch a movie, but your friend suggests that you go to a local restaurant and then to the theatre? Maybe you don’t feel like being around a lot of people or spending money (or changing out of your pajamas), but you decide to go along with his or her suggestion. In that moment, you are putting your relational partner’s needs above your own, which will likely make him or her feel valued. It is likely that your friend has made or will also make similar concessions to put your needs first, which indicates that there is a satisfactory and complimentary relationship. Obviously, if one partner always insists on having his or her way or always concedes, becoming the martyr, the individuals are not exhibiting interpersonal-communication competence. Other routine relational tasks include celebrating special occasions or honoring accomplishments, spending time together, and checking in regularly by phone, e-mail, text, social media, or face-to-face communication. The following are examples of communicating for relational goals:

- You organize an office party for a coworker who has just become a US citizen (celebrating/honoring accomplishments).
- You make breakfast with your mom while you are home visiting (spending time together).
- You post a message on your long-distance friend’s Facebook wall saying you miss him (checking in).



Figure 6.1.2: Gathering to celebrate a colleague's birthday is a good way for coworkers to achieve relational goals in the workplace. Twingly – [Happy b-day](#) – CC BY 2.0.

Another form of relational talk that I have found very useful is what I call the DTR talk, which stands for “defining-the-relationship talk” and serves a relationship-maintenance function. In the early stages of a romantic relationship, you may have a DTR talk to reduce uncertainty about where you stand by deciding to use the term *boyfriend*, *girlfriend*, or *partner*. In a DTR talk, you may proactively define your relationship by saying, “I’m glad I’m with you and no one else.” Your romantic interest may respond favorably, echoing or rephrasing your statement, which gives you an indication that he or she agrees with you. The talk may continue on from there, and you may talk about what to call your relationship, set boundaries, or not. It is not unusual to have several DTR talks as a relationship progresses. At times, you may have to define the relationship when someone steps over a line by saying, “I think we should just be friends.” This more explicit and reactive (rather than proactive) communication can be especially useful in situations where a relationship may be unethical, inappropriate, or create a conflict of interest—for example, in a supervisor-supervisee, mentor-mentee, professional-client, or collegial relationship.

We also pursue self-presentation goals by adapting our communication in order to be perceived in particular ways. Just as many companies, celebrities, and politicians create a public image, we desire to present different faces in different contexts. The well-known scholar Erving Goffman compared self-presentation to a performance and suggested we all perform different roles in different contexts (Goffman, 1959). Indeed, competent communicators can successfully manage how others perceive them by adapting to situations and contexts. A parent may perform the role of stern head of household, supportive shoulder to cry on, or hip and culturally aware friend to his or her child. A newly hired employee may initially perform the role of serious and agreeable coworker. Sometimes people engage in communication that doesn’t necessarily present them in a positive way. For example, Haley, the oldest daughter in the television show *Modern Family*, often presents herself as incapable in order to get her parents to do her work. In one episode she pretended she didn’t know how to crack open an egg so her mom Claire would make the brownies for her school bake sale. Here are some other examples of communicating to meet self-presentation goals:

- As your boss complains about struggling to format the company newsletter, you tell her about your experience with Microsoft Word and editing and offer to look over the newsletter once she’s done to fix the formatting (presenting yourself as competent).
- You and your new college roommate stand in your dorm room full of boxes. You let him choose which side of the room he wants and then invite him to eat lunch with you (presenting yourself as friendly).
- You say, “I don’t know,” in response to a professor’s question even though you have an idea of the answer (presenting yourself as aloof, or “too cool for school”).

“Getting Real”: Image Consultants

The Association of Image Consultants International (AICI) states that appearance, behavior, and communication are the “ABC’s of image.” Many professional image consultants are licensed by this organization and provide a variety of services to politicians, actors, corporate trainers, public speakers, organizations, corporations, and television personalities such as news anchors.^[1] Visit the AICI’s website (www.aici.org/About_Image_Cons.Consulting.htm) and read about image consulting, including the “How to Choose,” “How to Become,” and “FAQs” sections. Then consider the following questions:

1. If you were to hire an image consultant for yourself, what would you have them “work on” for you? Why?

2. What communication skills that you've learned about in the book so far would be most important for an image consultant to possess?
3. Many politicians use image consultants to help them connect to voters and win elections. Do you think this is ethical? Why or why not?

As if managing instrumental, relational, and self-presentation goals isn't difficult enough when we consider them individually, we must also realize that the three goal types are always working together. In some situations we may privilege instrumental goals over relational or self-presentation goals. For example, if your partner is offered a great job in another state and you decided to go with him or her, which will move you away from your job and social circle, you would be focusing on relational goals over instrumental or self-presentation goals. When you're facing a stressful situation and need your best friend's help and call saying, "Hurry and bring me a gallon of gas or I'm going to be late to work!" you are privileging instrumental goals over relational goals. Of course, if the person really is your best friend, you can try to smooth things over or make up for your shortness later. However, you probably wouldn't call your boss and bark a request to bring you a gallon of gas so you can get to work, because you likely want your boss to see you as dependable and likable, meaning you have focused on self-presentation goals.

The functional perspective of interpersonal communication indicates that we communicate to achieve certain goals in our relationships. We get things done in our relationships by communicating for instrumental goals. We maintain positive relationships through relational goals. We also strategically present ourselves in order to be perceived in particular ways. As our goals are met and our relationships build, they become little worlds we inhabit with our relational partners, complete with their own relationship cultures.

Cultural Aspects of Interpersonal Communication

Aside from functional aspects of interpersonal communication, communicating in relationships also helps establish relationship cultures. Just as large groups of people create cultures through shared symbols (language), values, and rituals, people in relationships also create cultures at a smaller level. Relationship cultures are the climates established through interpersonal communication that are unique to the relational partners but based on larger cultural and social norms. We also enter into new relationships with expectations based on the schemata we have developed in previous relationships and learned from our larger society and culture. Think of relationship schemata as blueprints or plans that show the inner workings of a relationship. Just like a schematic or diagram for assembling a new computer desk helps you put it together, relationship schemata guide us in how we believe our interpersonal relationships should work and how to create them. So from our life experiences in our larger cultures, we bring building blocks, or expectations, into our relationships, which fundamentally connect our relationships to the outside world (Burlinson, Metts, & Kirch, 2000). Even though we experience our relationships as unique, they are at least partially built on preexisting cultural norms.

Some additional communicative acts that create our relational cultures include relational storytelling, personal idioms, routines and rituals, and rules and norms. Storytelling is an important part of how we create culture in larger contexts and how we create a uniting and meaningful storyline for our relationships. In fact, an anthropologist coined the term *homo narrans* to describe the unique storytelling capability of modern humans (Fisher, 1985). We often rely on relationship storytelling to create a sense of stability in the face of change, test the compatibility of potential new relational partners, or create or maintain solidarity in established relationships. Think of how you use storytelling among your friends, family, coworkers, and other relational partners. If you recently moved to a new place for college, you probably experienced some big changes. One of the first things you started to do was reestablish a social network—remember, human beings are fundamentally social creatures. As you began to encounter new people in your classes, at your new job, or in your new housing, you most likely told some stories of your life before—about your friends, job, or teachers back home. One of the functions of this type of storytelling, early in forming interpersonal bonds, is a test to see if the people you are meeting have similar stories or can relate to your previous relationship cultures. In short, you are testing the compatibility of your schemata with the new people you encounter. Although storytelling will continue to play a part in your relational development with these new people, you may be surprised at how quickly you start telling stories with your new friends about things that have happened since you met. You may recount stories about your first trip to the dance club together, the weird geology professor you had together, or the time you all got sick from eating the cafeteria food. In short, your old stories will start to give way to new stories that you've created. Storytelling within relationships helps create solidarity, or a sense of belonging and closeness. This type of storytelling can be especially meaningful for relationships that don't fall into the dominant culture. For example, research on a gay male friendship circle found that the gay men retold certain dramatic stories frequently to create a sense of belonging and to also bring in new members to the group (Jones Jr., 2007).

We also create personal idioms in our relationships (Bell & Healey, 1992). If you've ever studied foreign languages, you know that idiomatic expressions like "I'm under the weather today" are basically nonsense when translated. For example, the equivalent of this expression in French translates to "I'm not in my plate today." When you think about it, it doesn't make sense to use either expression to communicate that you're sick, but the meaning would not be lost on English or French speakers, because they can decode their respective idiom. This is also true of idioms we create in our interpersonal relationships. Just as idioms are unique to individual cultures and languages, personal idioms are unique to certain relationships, and they create a sense of belonging due to the inside meaning shared by the relational partners. In romantic relationships, for example, it is common for individuals to create nicknames for each other that may not directly translate for someone who overhears them. You and your partner may find that calling each other "booger" is sweet, while others may think it's gross. Researchers have found that personal idioms are commonly used in the following categories: activities, labels for others, requests, and sexual references (Bell & Healey, 1992). The recent cultural phenomenon *Jersey Shore* on MTV has given us plenty of examples of personal idioms created by the friends on the show. *GTL* is an activity idiom that stands for "gym, tan, laundry"—a common routine for the cast of the show. There are many examples of idioms labeling others, including *grenade* for an unattractive female, *gorilla juice head* for a very muscular man, and *backpack* for a clingy boyfriend/girlfriend or a clingy person at a club. There are also many idioms for sexual references, such as *smush*, meaning to hook up / have sex, and *smush room*, which is the room set aside for these activities (Benigno, 2010). Idioms help create cohesiveness, or solidarity in relationships, because they are shared cues between cultural insiders. They also communicate the uniqueness of the relationship and create boundaries, since meaning is only shared within the relationship.

Routines and rituals help form relational cultures through their natural development in repeated or habitual interaction (Burluson, Metts, & Kirch, 2000). While "routine" may connote boring in some situations, relationship routines are communicative acts that create a sense of predictability in a relationship that is comforting. Some communicative routines may develop around occasions or conversational topics.

For example, it is common for long-distance friends or relatives to schedule a recurring phone conversation or for couples to review the day's events over dinner. When I studied abroad in Sweden, my parents and I talked on the phone at the same time every Sunday, which established a comfortable routine for us. Other routines develop around entire conversational episodes. For example, two best friends recounting their favorite spring-break story may seamlessly switch from one speaker to the other, finish each other's sentences, speak in unison, or gesture simultaneously because they have told the story so many times. Relationship rituals take on more symbolic meaning than do relationship routines and may be variations on widely recognized events—such as birthdays, anniversaries, Passover, Christmas, or Thanksgiving—or highly individualized and original. Relational partners may personalize their traditions by eating mussels and playing Yahtzee on Christmas Eve or going hiking on their anniversary. Other rituals may be more unique to the relationship, such as celebrating a dog's birthday or going to opening day at the amusement park. The following highly idiosyncratic ritual was reported by a participant in a research study:

I would check my husband's belly button for fuzz on a daily basis at bedtime. It originated when I noticed some blanket fuzz in his belly button one day and thought it was funny... We both found it funny and teased often about the fuzz. If there wasn't any fuzz for a few days my husband would put some in his belly button for me to find. It's been happening for about 10 years now (Bruess & Pearson, 1997).



Figure 6.1.3: A couple may share a relationship routine of making dinner together every Saturday night. Free Stock Photos – Cooking – public domain.

Whether the routines and rituals involve phone calls, eating certain foods, or digging for belly button fuzz, they all serve important roles in building relational cultures. However, as with storytelling, rituals and routines can be negative. For example, verbal and nonverbal patterns to berate or belittle your relational partner will not have healthy effects on a relational culture. Additionally, visiting your in-laws during the holidays loses its symbolic value when you dislike them and comply with the ritual because you feel like you have to. In this case, the ritual doesn't enrich the relational culture, but it may reinforce norms or rules that have been created in the relationship.

Relationship rules and norms help with the daily function of the relationship. They help create structure and provide boundaries for interacting in the relationship and for interacting with larger social networks (Burleson, Metts, & Kirch, 2000). Relationship rules are explicitly communicated guidelines for what should and should not be done in certain contexts. A couple could create a rule to always confer with each other before letting their child spend the night somewhere else. If a mother lets her son sleep over at a friend's house without consulting her partner, a more serious conflict could result. Relationship norms are similar to routines and rituals in that they develop naturally in a relationship and generally conform to or are adapted from what is expected and acceptable in the larger culture or society. For example, it may be a norm that you and your coworkers do not "talk shop" at your Friday happy-hour gathering. So when someone brings up work at the gathering, his coworkers may remind him that there's no shop talk, and the consequences may not be that serious. In regards to topic of conversation, norms often guide expectations of what subjects are appropriate within various relationships. Do you talk to your boss about your personal finances? Do you talk to your father about your sexual activity? Do you tell your classmates about your medical history? In general, there are no rules that say you can't discuss any of these topics with anyone you choose, but relational norms usually lead people to answer "no" to the questions above. Violating relationship norms and rules can negatively affect a relationship, but in general, rule violations can lead to more direct conflict, while norm violations can lead to awkward social interactions. Developing your interpersonal communication competence will help you assess your communication in relation to the many rules and norms you will encounter.

Key Takeaways

- Getting integrated: Interpersonal communication occurs between two or more people whose lives are interdependent and mutually influence one another. These relationships occur in academic, professional, personal, and civic contexts, and improving our interpersonal communication competence can also improve our physical and psychological health, enhance our relationships, and make us more successful in our careers.
- There are functional aspects of interpersonal communication.

- We “get things done” in our relationships by communicating for instrumental goals such as getting someone to do something for us, requesting or presenting information, and asking for or giving support.
- We maintain our relationships by communicating for relational goals such as putting your relational partner’s needs before your own, celebrating accomplishments, spending time together, and checking in.
- We strategically project ourselves to be perceived in particular ways by communicating for self-presentation goals such as appearing competent or friendly.
- There are cultural aspects of interpersonal communication.
 - We create relationship cultures based on the relationship schemata we develop through our interactions with our larger society and culture.
 - We engage in relationship storytelling to create a sense of stability in the face of change, to test our compatibility with potential relational partners, and to create a sense of solidarity and belonging in established relationships.
 - We create personal idioms such as nicknames that are unique to our particular relationship and are unfamiliar to outsiders to create cohesiveness and solidarity.
 - We establish relationship routines and rituals to help establish our relational culture and bring a sense of comfort and predictability to our relationships.

Exercises

1. Getting integrated: In what ways might interpersonal communication competence vary among academic, professional, and civic contexts? What competence skills might be more or less important in one context than in another?
2. Recount a time when you had a DTR talk. At what stage in the relationship was the talk? What motivated you or the other person to initiate the talk? What was the result of the talk?
3. Pick an important relationship and describe its relationship culture. When the relationship started, what relationship schemata guided your expectations? Describe a relationship story that you tell with this person or about this person. What personal idioms do you use? What routines and rituals do you observe? What norms and rules do you follow?

References

- Bell, R. A. and J. G. Healey, “Idiomatic Communication and Interpersonal Solidarity in Friends’ Relational Cultures,” *Human Communication Research* 18 (1992): 307–35.
- Benigno, A., “Jersey Shore Glossary: This Dictionary of Terms Will Get You (Fist) Pumped for Season Two,” *N.Y. Daily News*, July 28, 2010, articles.nydailynews.com/2010.st-pump-snooki.
- Bruess, C. J. S. and Judy C. Pearson, “Interpersonal Rituals in Marriage and Adult Friendship,” *Communication Monographs* 64, no. 1 (1997): 35.
- Burleson, B. R., Sandra Metts, and Michael W. Kirch, “Communication in Close Relationships,” in *Close Relationships: A Sourcebook*, eds. Clyde Hendrick and Susan S. Hendrick (Thousand Oaks, CA: Sage, 2000), 247.
- Candland, D. K., *Feral Children and Clever Animals: Reflections on Human Nature* (New York: Oxford University Press, 1995).
- Fisher, W. R., “Narration as Human Communication Paradigm: The Case of Public Moral Argument,” *Communication Monographs* 51, no. 1 (1985): 1–22.
- Goffman, E., *The Presentation of Self in Everyday Life* (New York: Anchor Books, 1959).
- Hargie, O., *Skilled Interpersonal Interaction: Research, Theory, and Practice* (London: Routledge, 2011), 2.
- Jones Jr., R. G., “Drag Queens, Drama Queens, and Friends: Drama and Performance as a Solidarity Building Function in a Gay Male Friendship Circle,” *Kaleidoscope: A Graduate Journal of Qualitative Communication Research* 6, no. 1 (2007): 61–84.
- Leary, M. R., “Toward a Conceptualization of Interpersonal Rejection,” in *Interpersonal Rejection*, ed. Mark R. Leary (New York: Oxford University Press, 2001), 3–20.
- National Association of Colleges and Employers, *Job Outlook 2011* (2010): 25.
- Shalev, S., “Solitary Confinement and Supermax Prisons: A Human Rights and Ethical Analysis,” *Journal of Forensic Psychology Practice* 11, no. 2 (2011): 151.

Williams, K. D. and Lisa Zadro, “Ostracism: On Being Ignored, Excluded, and Rejected,” in *Interpersonal Rejection*, ed. Mark R. Leary (New York: Oxford University Press, 2001), 21–54.

1. “About Image Consulting,” Association of Image Consultants International webpage, accessed June 3, 2011, www.aici.org/About_Image_Cons.Consulting.htm. ↵
-

This page titled [6.1: Principles of Interpersonal Communication](#) is shared under a [CC BY-NC-SA 3.0](#) license and was authored, remixed, and/or curated by [Anonymous](#) via [source content](#) that was edited to the style and standards of the LibreTexts platform; a detailed edit history is available upon request.

6.2: Conflict and Interpersonal Communication

Learning Objectives

1. Define interpersonal conflict.
2. Compare and contrast the five styles of interpersonal conflict management.
3. Explain how perception and culture influence interpersonal conflict.
4. List strategies for effectively managing conflict.

Who do you have the most conflict with right now? Your answer to this question probably depends on the various contexts in your life. If you still live at home with a parent or parents, you may have daily conflicts with your family as you try to balance your autonomy, or desire for independence, with the practicalities of living under your family's roof. If you've recently moved away to go to college, you may be negotiating roommate conflicts as you adjust to living with someone you may not know at all. You probably also have experiences managing conflict in romantic relationships and in the workplace. So think back and ask yourself, "How well do I handle conflict?" As with all areas of communication, we can improve if we have the background knowledge to identify relevant communication phenomena and the motivation to reflect on and enhance our communication skills.

Interpersonal conflict occurs in interactions where there are real or perceived incompatible goals, scarce resources, or opposing viewpoints. Interpersonal conflict may be expressed verbally or nonverbally along a continuum ranging from a nearly imperceptible cold shoulder to a very obvious blowout. Interpersonal conflict is, however, distinct from interpersonal violence, which goes beyond communication to include abuse. Domestic violence is a serious issue and is discussed in the section "The Dark Side of Relationships."




Figure 6.2.1: Interpersonal conflict is distinct from interpersonal violence, which goes beyond communication to include abuse. Bobafred – [Fist Fight](#) – CC BY-NC-ND 2.0.

Conflict is an inevitable part of close relationships and can take a negative emotional toll. It takes effort to ignore someone or be passive aggressive, and the anger or guilt we may feel after blowing up at someone are valid negative feelings. However, conflict isn't always negative or unproductive. In fact, numerous research studies have shown that quantity of conflict in a relationship is not as important as how the conflict is handled (Markman et al., 1993). Additionally, when conflict is well managed, it has the potential to lead to more rewarding and satisfactory relationships (Canary & Messman, 2000).

Improving your competence in dealing with conflict can yield positive effects in the real world. Since conflict is present in our personal and professional lives, the ability to manage conflict and negotiate desirable outcomes can help us be more successful at both. Whether you and your partner are trying to decide what brand of flat-screen television to buy or discussing the upcoming political election with your mother, the potential for conflict is present. In professional settings, the ability to engage in conflict management, sometimes called conflict resolution, is a necessary and valued skill. However, many professionals do not receive training in conflict management even though they are expected to do it as part of their job (Gates, 2006). A lack of training and a lack of competence could be a recipe for disaster, which is illustrated in an episode of *The Office* titled "Conflict Resolution." In the episode, Toby, the human-resources officer, encourages office employees to submit anonymous complaints about their coworkers. Although Toby doesn't attempt to resolve the conflicts, the employees feel like they are being heard. When Michael, the manager, finds out there is unresolved conflict, he makes the anonymous complaints public in an attempt to encourage resolution, which backfires, creating more conflict within the office. As usual, Michael doesn't demonstrate communication competence; however, there are career paths for people who do have an interest in or talent for conflict management. In fact, being a mediator

was named one of the best careers for 2011 by *U.S. News and World Report*.^[1] Many colleges and universities now offer undergraduate degrees, graduate degrees, or certificates in conflict resolution, such as this one at the University of North Carolina Greensboro: <http://conflictstudies.uncg.edu/site>. Being able to manage conflict situations can make life more pleasant rather than letting a situation stagnate or escalate. The negative effects of poorly handled conflict could range from an awkward last few weeks of the semester with a college roommate to violence or divorce. However, there is no absolute right or wrong way to handle a conflict. Remember that being a competent communicator doesn't mean that you follow a set of absolute rules. Rather, a competent communicator assesses multiple contexts and applies or adapts communication tools and skills to fit the dynamic situation.

Conflict Management Styles

Would you describe yourself as someone who prefers to avoid conflict? Do you like to get your way? Are you good at working with someone to reach a solution that is mutually beneficial? Odds are that you have been in situations where you could answer yes to each of these questions, which underscores the important role context plays in conflict and conflict management styles in particular. The way we view and deal with conflict is learned and contextual. Is the way you handle conflicts similar to the way your parents handle conflict? If you're of a certain age, you are likely predisposed to answer this question with a certain "No!" It wasn't until my late twenties and early thirties that I began to see how similar I am to my parents, even though I, like many, spent years trying to distinguish myself from them. Research does show that there is intergenerational transmission of traits related to conflict management. As children, we test out different conflict resolution styles we observe in our families with our parents and siblings. Later, as we enter adolescence and begin developing platonic and romantic relationships outside the family, we begin testing what we've learned from our parents in other settings. If a child has observed and used negative conflict management styles with siblings or parents, he or she is likely to exhibit those behaviors with non-family members (Reese-Weber & Bartle-Haring, 1998).

There has been much research done on different types of conflict management styles, which are communication strategies that attempt to avoid, address, or resolve a conflict. Keep in mind that we don't always consciously choose a style. We may instead be caught up in emotion and become reactionary. The strategies for more effectively managing conflict that will be discussed later may allow you to slow down the reaction process, become more aware of it, and intervene in the process to improve your communication. A powerful tool to mitigate conflict is information exchange. Asking for more information before you react to a conflict-triggering event is a good way to add a buffer between the trigger and your reaction. Another key element is whether or not a communicator is oriented toward self-centered or other-centered goals. For example, if your goal is to "win" or make the other person "lose," you show a high concern for self and a low concern for other. If your goal is to facilitate a "win/win" resolution or outcome, you show a high concern for self and other. In general, strategies that facilitate information exchange and include concern for mutual goals will be more successful at managing conflict (Sillars, 1980).

The five strategies for managing conflict we will discuss are competing, avoiding, accommodating, compromising, and collaborating. Each of these conflict styles accounts for the concern we place on self versus other (Figure 6.2.2).



Figure 6.2.2: Five Styles of Interpersonal Conflict Management Source: Adapted from M. Afzalur Rahim, "A Measure of Styles of Handling Interpersonal Conflict," *Academy of Management Journal* 26, no. 2 (1983): 368–76.

In order to better understand the elements of the five styles of conflict management, we will apply each to the follow scenario. Rosa and D'Shaun have been partners for seventeen years. Rosa is growing frustrated because D'Shaun continues to give money to their teenage daughter, Casey, even though they decided to keep the teen on a fixed allowance to try to teach her more responsibility. While conflicts regarding money and child rearing are very common, we will see the numerous ways that Rosa and D'Shaun could address this problem.

Competing

The **competing** style indicates a high concern for self and a low concern for other. When we compete, we are striving to “win” the conflict, potentially at the expense or “loss” of the other person. One way we may gauge our win is by being granted or taking concessions from the other person. For example, if D’Shaun gives Casey extra money behind Rosa’s back, he is taking an indirect competitive route resulting in a “win” for him because he got his way. The competing style also involves the use of power, which can be noncoercive or coercive (Sillars, 1980). Noncoercive strategies include requesting and persuading. When requesting, we suggest the conflict partner change a behavior. Requesting doesn’t require a high level of information exchange. When we persuade, however, we give our conflict partner reasons to support our request or suggestion, meaning there is more information exchange, which may make persuading more effective than requesting. Rosa could try to persuade D’Shaun to stop giving Casey extra allowance money by bringing up their fixed budget or reminding him that they are saving for a summer vacation. Coercive strategies violate standard guidelines for ethical communication and may include aggressive communication directed at rousing your partner’s emotions through insults, profanity, and yelling, or through threats of punishment if you do not get your way. If Rosa is the primary income earner in the family, she could use that power to threaten to take D’Shaun’s ATM card away if he continues giving Casey money. In all these scenarios, the “win” that could result is only short term and can lead to conflict escalation. Interpersonal conflict is rarely isolated, meaning there can be ripple effects that connect the current conflict to previous and future conflicts. D’Shaun’s behind-the-scenes money giving or Rosa’s confiscation of the ATM card could lead to built-up negative emotions that could further test their relationship.

Competing has been linked to aggression, although the two are not always paired. If assertiveness does not work, there is a chance it could escalate to hostility. There is a pattern of verbal escalation: requests, demands, complaints, angry statements, threats, harassment, and verbal abuse (Johnson & Roloff, 2000). Aggressive communication can become patterned, which can create a volatile and hostile environment. The reality television show *The Bad Girls Club* is a prime example of a chronically hostile and aggressive environment. If you do a Google video search for clips from the show, you will see yelling, screaming, verbal threats, and some examples of physical violence. The producers of the show choose houseguests who have histories of aggression, and when the “bad girls” are placed in a house together, they fall into typical patterns, which creates dramatic television moments. Obviously, living in this type of volatile environment would create stressors in any relationship, so it’s important to monitor the use of competing as a conflict resolution strategy to ensure that it does not lapse into aggression.

The competing style of conflict management is not the same thing as having a competitive personality. Competition in relationships isn’t always negative, and people who enjoy engaging in competition may not always do so at the expense of another person’s goals. In fact, research has shown that some couples engage in competitive shared activities like sports or games to maintain and enrich their relationship (Dindia & Baxter, 1987). And although we may think that competitiveness is gendered, research has often shown that women are just as competitive as men (Messman & Mikesell, 2000).

Avoiding

The **avoiding** style of conflict management often indicates a low concern for self and a low concern for other, and no direct communication about the conflict takes place. However, as we will discuss later, in some cultures that emphasize group harmony over individual interests, and even in some situations in the United States, avoiding a conflict can indicate a high level of concern for the other. In general, avoiding doesn’t mean that there is no communication about the conflict. Remember, *you cannot not communicate*. Even when we try to avoid conflict, we may intentionally or unintentionally give our feelings away through our verbal and nonverbal communication. Rosa’s sarcastic tone as she tells D’Shaun that he’s “Soooo good with money!” and his subsequent eye roll both bring the conflict to the surface without specifically addressing it. The avoiding style is either passive or indirect, meaning there is little information exchange, which may make this strategy less effective than others. We may decide to avoid conflict for many different reasons, some of which are better than others. If you view the conflict as having little importance to you, it may be better to ignore it. If the person you’re having conflict with will only be working in your office for a week, you may perceive a conflict to be temporary and choose to avoid it and hope that it will solve itself. If you are not emotionally invested in the conflict, you may be able to reframe your perspective and see the situation in a different way, therefore resolving the issue. In all these cases, avoiding doesn’t really require an investment of time, emotion, or communication skill, so there is not much at stake to lose.

Avoidance is not always an easy conflict management choice, because sometimes the person we have conflict with isn’t a temp in our office or a weekend houseguest. While it may be easy to tolerate a problem when you’re not personally invested in it or view it as temporary, when faced with a situation like Rosa and D’Shaun’s, avoidance would just make the problem worse. For example,

avoidance could first manifest as changing the subject, then progress from avoiding the issue to avoiding the person altogether, to even ending the relationship.

Indirect strategies of hinting and joking also fall under the avoiding style. While these indirect avoidance strategies may lead to a buildup of frustration or even anger, they allow us to vent a little of our built-up steam and may make a conflict situation more bearable. When we hint, we drop clues that we hope our partner will find and piece together to see the problem and hopefully change, thereby solving the problem without any direct communication. In almost all the cases of hinting that I have experienced or heard about, the person dropping the hints overestimates their partner's detective abilities. For example, when Rosa leaves the bank statement on the kitchen table in hopes that D'Shaun will realize how much extra money he is giving Casey, D'Shaun may simply ignore it or even get irritated with Rosa for not putting the statement with all the other mail. We also overestimate our partner's ability to decode the jokes we make about a conflict situation. It is more likely that the receiver of the jokes will think you're genuinely trying to be funny or feel provoked or insulted than realize the conflict situation that you are referencing. So more frustration may develop when the hints and jokes are not decoded, which often leads to a more extreme form of hinting/joking: passive-aggressive behavior.

Passive-aggressive behavior is a way of dealing with conflict in which one person indirectly communicates their negative thoughts or feelings through nonverbal behaviors, such as not completing a task. For example, Rosa may wait a few days to deposit money into the bank so D'Shaun can't withdraw it to give to Casey, or D'Shaun may cancel plans for a romantic dinner because he feels like Rosa is questioning his responsibility with money. Although passive-aggressive behavior can feel rewarding in the moment, it is one of the most unproductive ways to deal with conflict. These behaviors may create additional conflicts and may lead to a cycle of passive-aggressiveness in which the other partner begins to exhibit these behaviors as well, while never actually addressing the conflict that originated the behavior. In most avoidance situations, both parties lose. However, as noted above, avoidance can be the most appropriate strategy in some situations—for example, when the conflict is temporary, when the stakes are low or there is little personal investment, or when there is the potential for violence or retaliation.

Accommodating

The **accommodating** conflict management style indicates a low concern for self and a high concern for other and is often viewed as passive or submissive, in that someone complies with or obliges another without providing personal input. The context for and motivation behind accommodating play an important role in whether or not it is an appropriate strategy. Generally, we accommodate because we are being generous, we are obeying, or we are yielding (Bobot, 2010). If we are being generous, we accommodate because we genuinely want to; if we are obeying, we don't have a choice but to accommodate (perhaps due to the potential for negative consequences or punishment); and if we yield, we may have our own views or goals but give up on them due to fatigue, time constraints, or because a better solution has been offered. Accommodating can be appropriate when there is little chance that our own goals can be achieved, when we don't have much to lose by accommodating, when we feel we are wrong, or when advocating for our own needs could negatively affect the relationship (Isenhardt & Spangle, 2000). The occasional accommodation can be useful in maintaining a relationship—remember earlier we discussed putting another's needs before your own as a way to achieve relational goals. For example, Rosa may say, "It's OK that you gave Casey some extra money; she did have to spend more on gas this week since the prices went up." However, being a team player can slip into being a pushover, which people generally do not appreciate. If Rosa keeps telling D'Shaun, "It's OK this time," they may find themselves short on spending money at the end of the month. At that point, Rosa and D'Shaun's conflict may escalate as they question each other's motives, or the conflict may spread if they direct their frustration at Casey and blame it on her irresponsibility.

Research has shown that the accommodating style is more likely to occur when there are time restraints and less likely to occur when someone does not want to appear weak (Cai & Fink, 2002). If you're standing outside the movie theatre and two movies are starting, you may say, "Let's just have it your way," so you don't miss the beginning. If you're a new manager at an electronics store and an employee wants to take Sunday off to watch a football game, you may say no to set an example for the other employees. As with avoiding, there are certain cultural influences we will discuss later that make accommodating a more effective strategy.

Compromising

The **compromising style** shows a moderate concern for self and other and may indicate that there is a low investment in the conflict and/or the relationship. Even though we often hear that the best way to handle a conflict is to compromise, the compromising style isn't a win/win solution; it is a partial win/lose. In essence, when we compromise, we give up some or most of what we want. It's true that the conflict gets resolved temporarily, but lingering thoughts of what you gave up could lead to a future

conflict. Compromising may be a good strategy when there are time limitations or when prolonging a conflict may lead to relationship deterioration. Compromise may also be good when both parties have equal power or when other resolution strategies have not worked (Macintosh & Stevens, 2008).



Figure 6.2.3: Compromising may help conflicting parties come to a resolution, but neither may be completely satisfied if they each had to give something up. Broad Bean Media – [handshake](#) – CC BY-SA 2.0.

A negative of compromising is that it may be used as an easy way out of a conflict. The compromising style is most effective when both parties find the solution agreeable. Rosa and D'Shaun could decide that Casey's allowance does need to be increased and could each give ten more dollars a week by committing to taking their lunch to work twice a week instead of eating out. They are both giving up something, and if neither of them have a problem with taking their lunch to work, then the compromise was equitable. If the couple agrees that the twenty extra dollars a week should come out of D'Shaun's golf budget, the compromise isn't as equitable, and D'Shaun, although he agreed to the compromise, may end up with feelings of resentment. Wouldn't it be better to both win?

Collaborating

The collaborating style involves a high degree of concern for self and other and usually indicates investment in the conflict situation and the relationship. Although the collaborating style takes the most work in terms of communication competence, it ultimately leads to a win/win situation in which neither party has to make concessions because a mutually beneficial solution is discovered or created. The obvious advantage is that both parties are satisfied, which could lead to positive problem solving in the future and strengthen the overall relationship. For example, Rosa and D'Shaun may agree that Casey's allowance needs to be increased and may decide to give her twenty more dollars a week in exchange for her babysitting her little brother one night a week. In this case, they didn't make the conflict personal but focused on the situation and came up with a solution that may end up saving them money. The disadvantage is that this style is often time consuming, and only one person may be willing to use this approach while the other person is eager to compete to meet their goals or willing to accommodate.

Here are some tips for collaborating and achieving a win/win outcome (Hargie, 2011):

- Do not view the conflict as a contest you are trying to win.
- Remain flexible and realize there are solutions yet to be discovered.
- Distinguish the people from the problem (don't make it personal).
- Determine what the underlying needs are that are driving the other person's demands (needs can still be met through different demands).
- Identify areas of common ground or shared interests that you can work from to develop solutions.
- Ask questions to allow them to clarify and to help you understand their perspective.
- Listen carefully and provide verbal and nonverbal feedback.

"Getting Competent": Handling Roommate Conflicts

Whether you have a roommate by choice, by necessity, or through the random selection process of your school's housing office, it's important to be able to get along with the person who shares your living space. While having a roommate offers many benefits such as making a new friend, having someone to experience a new situation like college life with, and having someone to split the cost on your own with, there are also challenges. Some common roommate conflicts involve neatness, noise, having guests, sharing possessions, value conflicts, money conflicts, and personality conflicts (Ball State University, 2001). Read the following scenarios and answer the following questions for each one:

1. Which conflict management style, from the five discussed, would you use in this situation?
2. What are the potential strengths of using this style?
3. What are the potential weaknesses of using this style?

Scenario 1: Neatness. Your college dorm has bunk beds, and your roommate takes a lot of time making his bed (the bottom bunk) each morning. He has told you that he doesn't want anyone sitting on or sleeping in his bed when he is not in the room. While he is away for the weekend, your friend comes to visit and sits on the bottom bunk bed. You tell him what your roommate said, and you try to fix the bed back before he returns to the dorm. When he returns, he notices that his bed has been disturbed and he confronts you about it.

Scenario 2: Noise and having guests. Your roommate has a job waiting tables and gets home around midnight on Thursday nights. She often brings a couple friends from work home with her. They watch television, listen to music, or play video games and talk and laugh. You have an 8 a.m. class on Friday mornings and are usually asleep when she returns. Last Friday, you talked to her and asked her to keep it down in the future. Tonight, their noise has woken you up and you can't get back to sleep.

Scenario 3: Sharing possessions. When you go out to eat, you often bring back leftovers to have for lunch the next day during your short break between classes. You didn't have time to eat breakfast, and you're really excited about having your leftover pizza for lunch until you get home and see your roommate sitting on the couch eating the last slice.

Scenario 4: Money conflicts. Your roommate got mono and missed two weeks of work last month. Since he has a steady job and you have some savings, you cover his portion of the rent and agree that he will pay your portion next month. The next month comes around and he informs you that he only has enough to pay his half.

Scenario 5: Value and personality conflicts. You like to go out to clubs and parties and have friends over, but your roommate is much more of an introvert. You've tried to get her to come out with you or join the party at your place, but she'd rather study. One day she tells you that she wants to break the lease so she can move out early to live with one of her friends. You both signed the lease, so you have to agree or she can't do it. If you break the lease, you automatically lose your portion of the security deposit.

Culture and Conflict

Culture is an important context to consider when studying conflict, and recent research has called into question some of the assumptions of the five conflict management styles discussed so far, which were formulated with a Western bias (Oetzel, Garcia, & Ting-Toomey, 2008). For example, while the avoiding style of conflict has been cast as negative, with a low concern for self and other or as a lose/lose outcome, this research found that participants in the United States, Germany, China, and Japan all viewed avoiding strategies as demonstrating a concern for the other. While there are some generalizations we can make about culture and conflict, it is better to look at more specific patterns of how interpersonal communication and conflict management are related. We can better understand some of the cultural differences in conflict management by further examining the concept of *face*.

What does it mean to "save face?" This saying generally refers to preventing embarrassment or preserving our reputation or image, which is similar to the concept of face in interpersonal and intercultural communication. Our face is the projected self we desire to put into the world, and facework refers to the communicative strategies we employ to project, maintain, or repair our face or maintain, repair, or challenge another's face. Face negotiation theory argues that people in all cultures negotiate face through communication encounters, and that cultural factors influence how we engage in facework, especially in conflict situations (Oetzel & Ting-Toomey, 2003). These cultural factors influence whether we are more concerned with self-face or other-face and what types of conflict management strategies we may use. One key cultural influence on face negotiation is the distinction between individualistic and collectivistic cultures.

The distinction between individualistic and collectivistic cultures is an important dimension across which all cultures vary. Individualistic cultures like the United States and most of Europe emphasize individual identity over group identity and encourage competition and self-reliance. Collectivistic cultures like Taiwan, Colombia, China, Japan, Vietnam, and Peru value in-group identity over individual identity and value conformity to social norms of the in-group (Dsilva & Whyte, 1998). However, within the larger cultures, individuals will vary in the degree to which they view themselves as part of a group or as a separate individual, which is called self-construal. Independent self-construal indicates a perception of the self as an individual with unique feelings, thoughts, and motivations. Interdependent self-construal indicates a perception of the self as interrelated with others (Oetzel & Ting-Toomey, 2003). Not surprisingly, people from individualistic cultures are more likely to have higher levels of independent self-construal, and people from collectivistic cultures are more likely to have higher levels of interdependent self-construal. Self-

construal and individualistic or collectivistic cultural orientations affect how people engage in facework and the conflict management styles they employ.

Self-construal alone does not have a direct effect on conflict style, but it does affect face concerns, with independent self-construal favoring self-face concerns and interdependent self-construal favoring other-face concerns. There are specific facework strategies for different conflict management styles, and these strategies correspond to self-face concerns or other-face concerns.

- **Accommodating.** Giving in (self-face concern).
- **Avoiding.** Pretending conflict does not exist (other-face concern).
- **Competing.** Defending your position, persuading (self-face concern).
- **Collaborating.** Apologizing, having a private discussion, remaining calm (other-face concern) (Oetzel, Garcia, & Ting-Toomey, 2008).

Research done on college students in Germany, Japan, China, and the United States found that those with independent self-construal were more likely to engage in competing, and those with interdependent self-construal were more likely to engage in avoiding or collaborating (Oetzel & Ting-Toomey, 2003). And in general, this research found that members of collectivistic cultures were more likely to use the *avoiding* style of conflict management and less likely to use the *integrating* or *competing* styles of conflict management than were members of individualistic cultures. The following examples bring together facework strategies, cultural orientations, and conflict management style: Someone from an individualistic culture may be more likely to engage in competing as a conflict management strategy if they are directly confronted, which may be an attempt to defend their reputation (self-face concern). Someone in a collectivistic culture may be more likely to engage in avoiding or accommodating in order not to embarrass or anger the person confronting them (other-face concern) or out of concern that their reaction could reflect negatively on their family or cultural group (other-face concern). While these distinctions are useful for categorizing large-scale cultural patterns, it is important not to essentialize or arbitrarily group countries together, because there are measurable differences within cultures. For example, expressing one's emotions was seen as demonstrating a low concern for other-face in Japan, but this was not so in China, which shows there is variety between similarly collectivistic cultures. Culture always adds layers of complexity to any communication phenomenon, but experiencing and learning from other cultures also enriches our lives and makes us more competent communicators.

Handling Conflict Better

Conflict is inevitable and it is not inherently negative. A key part of developing interpersonal communication competence involves being able to effectively manage the conflict you will encounter in all your relationships. One key part of handling conflict better is to notice patterns of conflict in specific relationships and to generally have an idea of what causes you to react negatively and what your reactions usually are.

Identifying Conflict Patterns

Much of the research on conflict patterns has been done on couples in romantic relationships, but the concepts and findings are applicable to other relationships. Four common triggers for conflict are criticism, demand, cumulative annoyance, and rejection (Christensen & Jacobson, 2000). We all know from experience that criticism, or comments that evaluate another person's personality, behavior, appearance, or life choices, may lead to conflict. Comments do not have to be meant as criticism to be perceived as such. If Gary comes home from college for the weekend and his mom says, "Looks like you put on a few pounds," she may view this as a statement of fact based on observation. Gary, however, may take the comment personally and respond negatively back to his mom, starting a conflict that will last for the rest of his visit. A simple but useful strategy to manage the trigger of criticism is to follow the old adage "Think before you speak." In many cases, there are alternative ways to phrase things that may be taken less personally, or we may determine that our comment doesn't need to be spoken at all. I've learned that a majority of the thoughts that we have about another person's physical appearance, whether positive or negative, do not need to be verbalized. Ask yourself, "What is my motivation for making this comment?" and "Do I have anything to lose by not making this comment?" If your underlying reasons for asking are valid, perhaps there is another way to phrase your observation. If Gary's mom is worried about his eating habits and health, she could wait until they're eating dinner and ask him how he likes the food choices at school and what he usually eats.

Demands also frequently trigger conflict, especially if the demand is viewed as unfair or irrelevant. It's important to note that demands rephrased as questions may still be or be perceived as demands. Tone of voice and context are important factors here. When you were younger, you may have asked a parent, teacher, or elder for something and heard back "Ask nicely." As with criticism, thinking before you speak and before you respond can help manage demands and minimize conflict episodes. As we

discussed earlier, demands are sometimes met with withdrawal rather than a verbal response. If you are doing the demanding, remember a higher level of information exchange may make your demand clearer or more reasonable to the other person. If you are being demanded of, responding calmly and expressing your thoughts and feelings are likely more effective than withdrawing, which may escalate the conflict.

Cumulative annoyance is a building of frustration or anger that occurs over time, eventually resulting in a conflict interaction. For example, your friend shows up late to drive you to class three times in a row. You didn't say anything the previous times, but on the third time you say, "You're late again! If you can't get here on time, I'll find another way to get to class." Cumulative annoyance can build up like a pressure cooker, and as it builds up, the intensity of the conflict also builds. Criticism and demands can also play into cumulative annoyance. We have all probably let critical or demanding comments slide, but if they continue, it becomes difficult to hold back, and most of us have a breaking point. The problem here is that all the other incidents come back to your mind as you confront the other person, which usually intensifies the conflict. You've likely been surprised when someone has blown up at you due to cumulative annoyance or surprised when someone you have blown up at didn't know there was a problem building. A good strategy for managing cumulative annoyance is to monitor your level of annoyance and occasionally let some steam out of the pressure cooker by processing through your frustration with a third party or directly addressing what is bothering you with the source.

No one likes the feeling of rejection. Rejection can lead to conflict when one person's comments or behaviors are perceived as ignoring or invalidating the other person. Vulnerability is a component of any close relationship. When we care about someone, we verbally or nonverbally communicate. We may tell our best friend that we miss them, or plan a home-cooked meal for our partner who is working late. The vulnerability that underlies these actions comes from the possibility that our relational partner will not notice or appreciate them. When someone feels exposed or rejected, they often respond with anger to mask their hurt, which ignites a conflict. Managing feelings of rejection is difficult because it is so personal, but controlling the impulse to assume that your relational partner is rejecting you, and engaging in communication rather than reflexive reaction, can help put things in perspective. If your partner doesn't get excited about the meal you planned and cooked, it could be because he or she is physically or mentally tired after a long day. Concepts discussed in the chapter titled "Communication and Perception" can be useful here, as perception checking, taking inventory of your attributions, and engaging in information exchange to help determine how each person is punctuating the conflict are useful ways of managing all four of the triggers discussed.

Interpersonal conflict may take the form of serial arguing, which is a repeated pattern of disagreement over an issue. Serial arguments do not necessarily indicate negative or troubled relationships, but any kind of patterned conflict is worth paying attention to. There are three patterns that occur with serial arguing: repeating, mutual hostility, and arguing with assurances (Johnson & Roloff, 2000). The first pattern is repeating, which means reminding the other person of your complaint (what you want them to start/stop doing). The pattern may continue if the other person repeats their response to your reminder. For example, if Marita reminds Kate that she doesn't appreciate her sarcastic tone, and Kate responds, "I'm soooo sorry, I forgot how perfect you are," then the reminder has failed to effect the desired change. A predictable pattern of complaint like this leads participants to view the conflict as irresolvable. The second pattern within serial arguments is mutual hostility, which occurs when the frustration of repeated conflict leads to negative emotions and increases the likelihood of verbal aggression. Again, a predictable pattern of hostility makes the conflict seem irresolvable and may lead to relationship deterioration. Whereas the first two patterns entail an increase in pressure on the participants in the conflict, the third pattern offers some relief. If people in an interpersonal conflict offer verbal assurances of their commitment to the relationship, then the problems associated with the other two patterns of serial arguing may be ameliorated. Even though the conflict may not be solved in the interaction, the verbal assurances of commitment imply that there is a willingness to work on solving the conflict in the future, which provides a sense of stability that can benefit the relationship. Although serial arguing is not inherently bad within a relationship, if the pattern becomes more of a vicious cycle, it can lead to alienation, polarization, and an overall toxic climate, and the problem may seem so irresolvable that people feel trapped and terminate the relationship (Christensen & Jacobson, 2000). There are some negative, but common, conflict reactions we can monitor and try to avoid, which may also help prevent serial arguing.

Two common conflict pitfalls are one-upping and mindreading (Gottman, 1994). is a quick reaction to communication from another person that escalates the conflict. If Sam comes home late from work and Nicki says, "I wish you would call when you're going to be late" and Sam responds, "I wish you would get off my back," the reaction has escalated the conflict. Mindreading is communication in which one person attributes something to the other using generalizations. If Sam says, "You don't care whether I come home at all or not!" she is presuming to know Nicki's thoughts and feelings. Nicki is likely to respond defensively, perhaps saying, "You don't know how I'm feeling!" One-upping and mindreading are often reactions that are more reflexive than deliberate. Remember concepts like attribution and punctuation in these moments. Nicki may have received bad news and was

eager to get support from Sam when she arrived home. Although Sam perceives Nicki's comment as criticism and justifies her comments as a reaction to Nicki's behavior, Nicki's comment could actually be a sign of their closeness, in that Nicki appreciates Sam's emotional support. Sam could have said, "I know, I'm sorry, I was on my cell phone for the past hour with a client who had a lot of problems to work out." Taking a moment to respond mindfully rather than react with a knee-jerk reflex can lead to information exchange, which could deescalate the conflict.



Figure 6.2.4: Mindreading leads to patterned conflict, because we wrongly presume to know what another person is thinking. Slipperroom – Mysterion the Mind Reader – CC BY-NC 2.0.

Validating the person with whom you are in conflict can be an effective way to deescalate conflict. While avoiding or retreating may seem like the best option in the moment, one of the key negative traits found in research on married couples' conflicts was withdrawal, which as we learned before may result in a demand-withdrawal pattern of conflict. Often validation can be as simple as demonstrating good listening skills discussed earlier in this book by making eye contact and giving verbal and nonverbal back-channel cues like saying "mmm-hmm" or nodding your head (Gottman, 1994). This doesn't mean that you have to give up your own side in a conflict or that you agree with what the other person is saying; rather, you are hearing the other person out, which validates them and may also give you some more information about the conflict that could minimize the likelihood of a reaction rather than a response.

As with all the aspects of communication competence we have discussed so far, you cannot expect that everyone you interact with will have the same knowledge of communication that you have after reading this book. But it often only takes one person with conflict management skills to make an interaction more effective. Remember that it's not the quantity of conflict that determines a relationship's success; it's how the conflict is managed, and one person's competent response can deescalate a conflict. Now we turn to a discussion of negotiation steps and skills as a more structured way to manage conflict.

Negotiation Steps and Skills

We negotiate daily. We may negotiate with a professor to make up a missed assignment or with our friends to plan activities for the weekend. Negotiation in interpersonal conflict refers to the process of attempting to change or influence conditions within a relationship. The negotiation skills discussed next can be adapted to all types of relational contexts, from romantic partners to coworkers. The stages of negotiating are prenegotiation, opening, exploration, bargaining, and settlement (Hargie, 2011).

In the **prenegotiation stage**, you want to prepare for the encounter. If possible, let the other person know you would like to talk to them, and preview the topic, so they will also have the opportunity to prepare. While it may seem awkward to "set a date" to talk about a conflict, if the other person feels like they were blindsided, their reaction could be negative. Make your preview simple and nonthreatening by saying something like "I've noticed that we've been arguing a lot about who does what chores around the house.

Can we sit down and talk tomorrow when we both get home from class?” Obviously, it won’t always be feasible to set a date if the conflict needs to be handled immediately because the consequences are immediate or if you or the other person has limited availability. In that case, you can still prepare, but make sure you allot time for the other person to digest and respond. During this stage you also want to figure out your goals for the interaction by reviewing your instrumental, relational, and self-presentation goals. Is getting something done, preserving the relationship, or presenting yourself in a certain way the most important? For example, you may highly rank the instrumental goal of having a clean house, or the relational goal of having pleasant interactions with your roommate, or the self-presentation goal of appearing nice and cooperative. Whether your roommate is your best friend from high school or a stranger the school matched you up with could determine the importance of your relational and self-presentation goals. At this point, your goal analysis may lead you away from negotiation—remember, as we discussed earlier, avoiding can be an appropriate and effective conflict management strategy. If you decide to proceed with the negotiation, you will want to determine your ideal outcome and your bottom line, or the point at which you decide to break off negotiation. It’s very important that you realize there is a range between your ideal and your bottom line and that remaining flexible is key to a successful negotiation—remember, through collaboration a new solution could be found that you didn’t think of.

In the **opening stage** of the negotiation, you want to set the tone for the interaction because the other person will be likely to reciprocate. Generally, it is good to be cooperative and pleasant, which can help open the door for collaboration. You also want to establish common ground by bringing up overlapping interests and using “we” language. It would not be competent to open the negotiation with “You’re such a slob! Didn’t your mom ever teach you how to take care of yourself?” Instead, you may open the negotiation by making small talk about classes that day and then move into the issue at hand. You could set a good tone and establish common ground by saying, “We both put a lot of work into setting up and decorating our space, but now that classes have started, I’ve noticed that we’re really busy and some chores are not getting done.” With some planning and a simple opening like that, you can move into the next stage of negotiation.

There should be a high level of information exchange in the **exploration stage**. The overarching goal in this stage is to get a panoramic view of the conflict by sharing your perspective and listening to the other person. In this stage, you will likely learn how the other person is punctuating the conflict. Although you may have been mulling over the mess for a few days, your roommate may just now be aware of the conflict. She may also inform you that she usually cleans on Sundays but didn’t get to last week because she unexpectedly had to visit her parents. The information that you gather here may clarify the situation enough to end the conflict and cease negotiation. If negotiation continues, the information will be key as you move into the bargaining stage.

The **bargaining stage** is where you make proposals and concessions. The proposal you make should be informed by what you learned in the exploration stage. Flexibility is important here, because you may have to revise your ideal outcome and bottom line based on new information. If your plan was to have a big cleaning day every Thursday, you may now want to propose to have the roommate clean on Sunday while you clean on Wednesday. You want to make sure your opening proposal is reasonable and not presented as an ultimatum. “I don’t ever want to see a dish left in the sink” is different from “When dishes are left in the sink too long, they stink and get gross. Can we agree to not leave any dishes in the sink overnight?” Through the proposals you make, you could end up with a win/win situation. If there are areas of disagreement, however, you may have to make concessions or compromise, which can be a partial win or a partial loss. If you hate doing dishes but don’t mind emptying the trash and recycling, you could propose to assign those chores based on preference. If you both hate doing dishes, you could propose to be responsible for washing your own dishes right after you use them. If you really hate dishes and have some extra money, you could propose to use disposable (and hopefully recyclable) dishes, cups, and utensils.

In the settlement stage, you want to decide on one of the proposals and then summarize the chosen proposal and any related concessions. It is possible that each party can have a different view of the agreed solution. If your roommate thinks you are cleaning the bathroom every other day and you plan to clean it on Wednesdays, then there could be future conflict. You could summarize and ask for confirmation by saying, “So, it looks like I’ll be in charge of the trash and recycling, and you’ll load and unload the dishwasher. Then I’ll do a general cleaning on Wednesdays and you’ll do the same on Sundays. Is that right?” Last, you’ll need to follow up on the solution to make sure it’s working for both parties. If your roommate goes home again next Sunday and doesn’t get around to cleaning, you may need to go back to the exploration or bargaining stage.

Key Takeaways

- Interpersonal conflict is an inevitable part of relationships that, although not always negative, can take an emotional toll on relational partners unless they develop skills and strategies for managing conflict.
- Although there is no absolute right or wrong way to handle a conflict, there are five predominant styles of conflict management, which are competing, avoiding, accommodating, compromising, and collaborating.

- Perception plays an important role in conflict management because we are often biased in determining the cause of our own and others' behaviors in a conflict situation, which necessitates engaging in communication to gain information and perspective.
- Culture influences how we engage in conflict based on our cultural norms regarding individualism or collectivism and concern for self-face or other-face.
- We can handle conflict better by identifying patterns and triggers such as demands, cumulative annoyance, and rejection and by learning to respond mindfully rather than reflexively.

Exercises

1. Of the five conflict management strategies, is there one that you use more often than others? Why or why not? Do you think people are predisposed to one style over the others based on their personality or other characteristics? If so, what personality traits do you think would lead a person to each style?
2. Review the example of D'Shaun and Rosa. If you were in their situation, what do you think the best style to use would be and why?
3. Of the conflict triggers discussed (demands, cumulative annoyance, rejection, one-upping, and mindreading) which one do you find most often triggers a negative reaction from you? What strategies can you use to better manage the trigger and more effectively manage conflict?

References

- Ball State University, "Roommate Conflicts," accessed June 16, 2001, cms.bsu.edu/CampusLife/CounselingIssues.aspx.
- Bobot, L., "Conflict Management in Buyer-Seller Relationships," *Conflict Resolution Quarterly* 27, no. 3 (2010): 296.
- Cai, D. A. and Edward L. Fink, "Conflict Style Differences between Individualists and Collectivists," *Communication Monographs* 69, no. 1 (2002): 67–87.
- Canary, D. J. and Susan J. Messman, "Relationship Conflict," in *Close Relationships: A Sourcebook*, eds. Clyde Hendrick and Susan S. Hendrick (Thousand Oaks, CA: Sage, 2000), 261–70.
- Christensen, A. and Neil S. Jacobson, *Reconcilable Differences* (New York: Guilford Press, 2000), 17–20.
- Dindia, K. and Leslie A. Baxter, "Strategies for Maintaining and Repairing Marital Relationships," *Journal of Social and Personal Relationships* 4, no. 2 (1987): 143–58.
- Dsilva, M. U. and Lisa O. Whyte, "Cultural Differences in Conflict Styles: Vietnamese Refugees and Established Residents," *Howard Journal of Communication* 9 (1998): 59.
- Gates, S., "Time to Take Negotiation Seriously," *Industrial and Commercial Training* 38 (2006): 238–41.
- Gottman, J. M., *What Predicts Divorce?: The Relationship between Marital Processes and Marital Outcomes* (Hillsdale, NJ: Lawrence Erlbaum Associates, 1994). One-upping
- Hargie, O., *Skilled Interpersonal Interaction: Research, Theory, and Practice* (London: Routledge, 2011), 406–7, 430.
- Isenhardt, M. W. and Michael Spangle, *Collaborative Approaches to Resolving Conflict* (Thousand Oaks, CA: Sage, 2000), 26.
- Johnson, K. L. and Michael E. Roloff, "Correlates of the Perceived Resolvability and Relational Consequences of Serial Arguing in Dating Relationships: Argumentative Features and the Use of Coping Strategies," *Journal of Social and Personal Relationships* 17, no. 4–5 (2000): 677–78.
- Macintosh, G. and Charles Stevens, "Personality, Motives, and Conflict Strategies in Everyday Service Encounters," *International Journal of Conflict Management* 19, no. 2 (2008): 115.
- Markman, H. J., Mari Jo Renick, Frank J. Floyd, Scott M. Stanley, and Mari Clements, "Preventing Marital Distress through Communication and Conflict Management Training: A 4- and 5-Year Follow-Up," *Journal of Consulting and Clinical Psychology* 61, no. 1 (1993): 70–77.
- Messman, S. J. and Rebecca L. Mikesell, "Competition and Interpersonal Conflict in Dating Relationships," *Communication Reports* 13, no. 1 (2000): 32.
- Oetzel, J., Adolfo J. Garcia, and Stella Ting-Toomey, "An Analysis of the Relationships among Face Concerns and Facework Behaviors in Perceived Conflict Situations: A Four-Culture Investigation," *International Journal of Conflict Management* 19, no. 4 (2008): 382–403.
- Reese-Weber, M. and Suzanne Bartle-Haring, "Conflict Resolution Styles in Family Subsystems and Adolescent Romantic Relationships," *Journal of Youth and Adolescence* 27, no. 6 (1998): 735–52.
- Sillars, A. L., "Attributions and Communication in Roommate Conflicts," *Communication Monographs* 47, no. 3 (1980): 180–200.

1. “Mediator on Best Career List for 2011,” UNCG Program in Conflict and Peace Studies Blog, accessed November 5, 2012, <http://conresuncg.blogspot.com/2011/04/mediator-on-best-career-list-for-2011.html>. ←

This page titled [6.2: Conflict and Interpersonal Communication](#) is shared under a [CC BY-NC-SA 3.0](#) license and was authored, remixed, and/or curated by [Anonymous](#) via [source content](#) that was edited to the style and standards of the LibreTexts platform; a detailed edit history is available upon request.

6.3: Emotions and Interpersonal Communication

Learning Objectives

1. Define emotions.
2. Explain the evolutionary and cultural connections to emotions.
3. Discuss how we can more effectively manage our own and respond to others' emotions.

Have you ever been at a movie and let out a bellowing laugh and snort only to realize no one else is laughing? Have you ever gotten uncomfortable when someone cries in class or in a public place? Emotions are clearly personal, as they often project what we're feeling on the inside to those around us whether we want it to show or not. Emotions are also interpersonal in that another person's show of emotion usually triggers a reaction from us—perhaps support if the person is a close friend or awkwardness if the person is a stranger. Emotions are central to any interpersonal relationship, and it's important to know what causes and influences emotions so we can better understand our own emotions and better respond to others when they display emotions.

Emotions are physiological, behavioral, and/or communicative reactions to stimuli that are cognitively processed and experienced as emotional (Planlap, Fitness, & Fehr, 2006). This definition includes several important dimensions of emotions. First, emotions are often internally experienced through physiological changes such as increased heart rate, a tense stomach, or a cold chill. These physiological reactions may not be noticeable by others and are therefore intrapersonal unless we exhibit some change in behavior that clues others into our internal state or we verbally or nonverbally communicate our internal state. Sometimes our behavior is voluntary—we ignore someone, which may indicate we are angry with them—or involuntary—we fidget or avoid eye contact while talking because we are nervous. When we communicate our emotions, we call attention to ourselves and provide information to others that may inform how they should react. For example, when someone we care about displays behaviors associated with sadness, we are likely to know that we need to provide support (Planlap, Fitness, & Fehr, 2006). We learn, through socialization, how to read and display emotions, although some people are undoubtedly better at reading emotions than others. However, as with most aspects of communication, we can all learn to become more competent with increased knowledge and effort.

Primary emotions are innate emotions that are experienced for short periods of time and appear rapidly, usually as a reaction to an outside stimulus, and are experienced similarly across cultures. The primary emotions are joy, distress, anger, fear, surprise, and disgust. Members of a remote tribe in New Guinea, who had never been exposed to Westerners, were able to identify these basic emotions when shown photographs of US Americans making corresponding facial expressions (Evans, 2001).

Secondary emotions are not as innate as primary emotions, and they do not have a corresponding facial expression that makes them universally recognizable. Secondary emotions are processed by a different part of the brain that requires higher order thinking; therefore, they are not reflexive. Secondary emotions are love, guilt, shame, embarrassment, pride, envy, and jealousy (Evans, 2001). These emotions develop over time, take longer to fade away, and are interpersonal because they are most often experienced in relation to real or imagined others. You can be fearful of the dark but feel guilty about an unkind comment made to your mother or embarrassed at the thought of doing poorly on a presentation in front of an audience. Since these emotions require more processing, they are more easily influenced by thoughts and can be managed, which means we can become more competent communicators by becoming more aware of how we experience and express secondary emotions. Although there is more cultural variation in the meaning and expression of secondary emotions, they are still universal in that they are experienced by all cultures. It's hard to imagine what our lives would be like without emotions, and in fact many scientists believe we wouldn't be here without them.

Perspectives on Emotion

How did you learn to express your emotions? Like many aspects of communication and interaction, you likely never received any formal instruction on expressing emotions. Instead, we learn through observation, trial and error, and through occasional explicit guidance (e.g., “boys don't cry” or “smile when you meet someone”). To better understand how and why we express our emotions, we'll discuss the evolutionary function of emotions and how they are affected by social and cultural norms.

Evolution and Emotions

Human beings grouping together and creating interpersonal bonds was a key element in the continuation and success of our species, and the ability to express emotions played a role in this success (Planlap, Fitness, & Fehr, 2006). For example, unlike other species, most of us are able to control our anger, and we have the capacity for empathy. Emotional regulation can help manage

conflict, and empathy allows us to share the emotional state of someone else, which increases an interpersonal bond. These capacities were important as early human society grew increasingly complex and people needed to deal with living with more people.



Figure: A dependable and nurturing caregiver helps establish a secure attachment style that will influence emotions and views of relationships in later life. Justhiggy – [Mom and baby](#) – CC BY-NC 2.0.

Attachment theory ties into the evolutionary perspective, because researchers claim that it is in our nature, as newborns, to create social bonds with our primary caretaker (Planlap, Fitness, & Fehr, 2006). This drive for attachment became innate through the process of evolution as early humans who were more successful at attachment were more likely to survive and reproduce—repeating the cycle. Attachment theory proposes that people develop one of the following three attachment styles as a result of interactions with early caretakers: secure, avoidant, or anxious attachment (Feeney, Noller, & Roverts, 2000). It is worth noting that much of the research on attachment theory has been based on some societal norms that are shifting. For example, although women for much of human history have played the primary caregiver role, men are increasingly taking on more caregiver responsibilities. Additionally, although the following examples presume that a newborn’s primary caregivers are his or her parents, extended family, foster parents, or others may also play that role.

Individuals with a secure attachment style report that their relationship with their parents is warm and that their parents also have a positive and caring relationship with each other. People with this attachment style are generally comfortable with intimacy, feel like they can depend on others when needed, and have few self-doubts. As a result, they are generally more effective at managing their emotions, and they are less likely to experience intense negative emotions in response to a negative stimulus like breaking up with a romantic partner.

People with the avoidant attachment style report discomfort with closeness and a reluctance to depend on others. They quickly develop feelings of love for others, but those feelings lose intensity just as fast. As a result, people with this attachment style do not view love as long lasting or enduring and have a general fear of intimacy because of this. This attachment style might develop due to a lack of bonding with a primary caregiver.

People with the anxious attachment style report a desire for closeness but anxieties about being abandoned. They regularly experience self-doubts and may blame their lack of love on others’ unwillingness to commit rather than their own anxiety about being left. They are emotionally volatile and more likely to experience intense negative emotions such as anxiety and anger. This attachment style might develop because primary caregivers were not dependable or were inconsistent—alternating between caring or nurturing and neglecting or harming.

This process of attachment leads us to experience some of our first intense emotions, such as love, trust, joy, anxiety, or anger, and we learn to associate those emotions with closely bonded relationships (Planlap, Fitness, & Fehr, 2006). For example, the child who develops a secure attachment style and associates feelings of love and trust with forming interpersonal bonds will likely experience similar emotions as an adult entering into a romantic partnership. Conversely, a child who develops an anxious attachment style and associates feelings of anxiety and mistrust with forming interpersonal bonds will likely experience similar emotions in romantic relationships later in life. In short, whether we form loving and secure bonds or unpredictable and insecure bonds influences our emotional tendencies throughout our lives, which inevitably affects our relationships. Of course, later in life, we have more control over and conscious thoughts about this process. Although it seems obvious that developing a secure attachment style is the ideal scenario, it is also inevitable that not every child will have the same opportunity to do so. But while we do not have control over the style we develop as babies, we can exercise more control over our emotions and relationships as adults if we take the time to develop self-awareness and communication competence—both things this book will help you do if you put what you learn into practice.

Culture and Emotions

While our shared evolutionary past dictates some universal similarities in emotions, triggers for emotions and norms for displaying emotions vary widely. Certain emotional scripts that we follow are socially, culturally, and historically situated. Take the example of “falling in love.” Westerners may be tempted to critique the practice of arranged marriages in other cultures and question a relationship that isn’t based on falling in love. However, arranged marriages have been a part of Western history, and the emotional narrative of falling in love has only recently become a part of our culture. Even though we know that compatible values and shared social networks are more likely to predict the success of a long-term romantic relationship than “passion,” Western norms privilege the emotional role of falling in love in our courtship narratives and practices (Crozier, 2006). While this example shows how emotions tie into larger social and cultural narratives, rules and norms for displaying emotions affect our day-to-day interactions.

Display rules are sociocultural norms that influence emotional expression. Display rules influence who can express emotions, which emotions can be expressed, and how intense the expressions can be. In individualistic cultures, where personal experience and self-determination are values built into cultural practices and communication, expressing emotions is viewed as a personal right. In fact, the outward expression of our inner states may be exaggerated, since getting attention from those around you is accepted and even expected in individualistic cultures like the United States (Safdar et al., 2009). In collectivistic cultures, emotions are viewed as more interactional and less individual, which ties them into social context rather than into an individual right to free expression. An expression of emotion reflects on the family and cultural group rather than only on the individual. Therefore, emotional displays are more controlled, because maintaining group harmony and relationships is a primary cultural value, which is very different from the more individualistic notion of having the right to get something off your chest.

There are also cultural norms regarding which types of emotions can be expressed. In individualistic cultures, especially in the United States, there is a cultural expectation that people will exhibit positive emotions. Recent research has documented the culture of cheerfulness in the United States (Kotchamidova, 2010). People seek out happy situations and communicate positive emotions even when they do not necessarily feel positive emotions. Being positive implicitly communicates that you have achieved your personal goals, have a comfortable life, and have a healthy inner self (Mesquita & Albert, 2007). In a culture of cheerfulness, failure to express positive emotions could lead others to view you as a failure or to recommend psychological help or therapy. The cultural predisposition to express positive emotions is not universal. The people who live on the Pacific islands of Ifaluk do not encourage the expression of happiness, because they believe it will lead people to neglect their duties (Mesquita & Albert, 2007). Similarly, collectivistic cultures may view expressions of positive emotion negatively because someone is bringing undue attention to himself or herself, which could upset group harmony and potentially elicit jealous reactions from others.

Emotional expressions of grief also vary among cultures and are often tied to religious or social expectations (Lobar, Youngblut, & Brooten, 2006). Thai and Filipino funeral services often include wailing, a more intense and loud form of crying, which shows respect for the deceased. The intensity of the wailing varies based on the importance of the individual who died and the closeness of the relationship between the mourner and the deceased. Therefore, close relatives like spouses, children, or parents would be expected to wail louder than distant relatives or friends. In Filipino culture, wailers may even be hired by the family to symbolize the importance of the person who died. In some Latino cultures, influenced by the concept of machismo or manliness, men are not expected or allowed to cry. Even in the United States, there are gendered expectations regarding grieving behaviors that lead some men to withhold emotional displays such as crying even at funerals. On the other hand, as you can see in Video Clip 6.1, the 2011 death of North Korean leader Kim Jong-Il brought out public mourners who some suspected were told and/or paid to wail in front of television cameras.

Video clip 6.1, Kim Jong Il Funeral in North Korea; Thousands Mourn. <http://www.youtube.com/watch?v=9shSgKbdON8>

Expressing Emotions

Emotion sharing involves communicating the circumstances, thoughts, and feelings surrounding an emotional event. Emotion sharing usually starts immediately following an emotional episode. The intensity of the emotional event corresponds with the frequency and length of the sharing, with high-intensity events being told more often and over a longer period of time. Research shows that people communicate with others after almost any emotional event, positive or negative, and that emotion sharing offers intrapersonal and interpersonal benefits, as individuals feel inner satisfaction and relief after sharing, and social bonds are strengthened through the interaction (Rime, 2007).

Our social bonds are enhanced through emotion sharing because the support we receive from our relational partners increases our sense of closeness and interdependence. We should also be aware that our expressions of emotion are infectious due to emotional contagion, or the spreading of emotion from one person to another (Hargie, 2011). Think about a time when someone around you

got the giggles and you couldn't help but laugh along with them, even if you didn't know what was funny. While those experiences can be uplifting, the other side of emotional contagion can be unpleasant. One of my favorite skits from *Saturday Night Live*, called "Debbie Downer," clearly illustrates the positive and negative aspects of emotional contagion. In the skit, a group of friends and family have taken a trip to an amusement park. One of the people in the group, Debbie, interjects depressing comments into the happy dialogue of the rest of the group. Within the first two minutes of the skit, Debbie mentions mad cow disease after someone orders steak and eggs for breakfast, a Las Vegas entertainer being mauled by his tiger after someone gets excited about seeing Tigger, and a train explosion in North Korea after someone mentions going to the Epcot center. We've probably all worked with someone or had that family member who can't seem to say anything positive, and Debbie's friends react, as we would, by getting increasingly frustrated with her. The skit also illustrates the sometimes uncontrollable aspects of emotional contagion. As you know, the show is broadcast live and the characters occasionally "break character" after getting caught up in the comedy. After the comment about North Korea, Rachel Dratch, who plays Debbie, and Jimmy Fallon, another actor in the scene, briefly break character and laugh a little bit. Their character slip leads other actors to break character and over the next few minutes the laughter spreads (which was not scripted and not supposed to happen) until all the actors in the skit are laughing, some of them uncontrollably, and the audience is also roaring with laughter. This multilayered example captures the positive, negative, and interpersonal aspects of emotional contagion.

In order to verbally express our emotions, it is important that we develop an emotional vocabulary. The more specific we can be when we are verbally communicating our emotions, the less ambiguous they will be for the person decoding our message. As we expand our emotional vocabulary, we are able to convey the intensity of the emotion we're feeling whether it is mild, moderate, or intense. For example, *happy* is mild, *delighted* is moderate, and *ecstatic* is intense, and *ignored* is mild, *rejected* is moderate, and *abandoned* is intense (Hargie, 2011). Aside from conveying the intensity of your emotions, you can also verbally frame your emotions in a way that allows you to have more control over them.

We can communicate ownership of our emotions through the use of "I" language. This may allow us to feel more in control, but it may also facilitate emotion sharing by not making our conversational partner feel at fault or defensive. For example, instead of saying "You're making me crazy!" you could say, "I'm starting to feel really anxious because we can't make a decision." However, there may be times when face-to-face communication isn't possible or desired, which can complicate how we express emotions.

In a time when so much of our communication is electronically mediated, it is likely that we will communicate emotions through the written word in an e-mail, text, or instant message. We may also still resort to pen and paper when sending someone a thank-you note, a birthday card, or a sympathy card. Communicating emotions through the written (or typed) word can have advantages such as time to compose your thoughts and convey the details of what you're feeling. There are also disadvantages, in that important context and nonverbal communication can't be included. Things like facial expressions and tone of voice offer much insight into emotions that may not be expressed verbally. There is also a lack of immediate feedback. Sometimes people respond immediately to a text or e-mail, but think about how frustrating it is when you text someone and they don't get back to you right away. If you're in need of emotional support or want validation of an emotional message you just sent, waiting for a response could end up negatively affecting your emotional state and your relationship.

"Getting Critical": Politicians, Apologies, and Emotions

Politicians publicly apologizing for wrongdoings have been features in the news for years. In June of 2011, Representative Anthony Weiner, a member of the US Congress, apologized to his family, constituents, and friends for posting an explicit photo on Twitter that was intended to go to a woman with whom he had been chatting and then lying about it. He resigned from Congress a little over a week later. Emotions like guilt and shame are often the driving forces behind an apology, and research shows that apologies that communicate these emotions are viewed as more sincere (Hareli & Eisikovits, 2006).

Rep. Anthony Weiner Apologizes for Twitter Scandal, Racy Photo. http://www.youtube.com/watch?v=-bmE8Afe_Lw

However, admitting and expressing guilt doesn't automatically lead to forgiveness, as such admissions may expose character flaws of an individual. Rep. Weiner communicated these emotions during his speech, which you can view in the video above. He said he was "deeply sorry," expressed "regret" for the pain he caused, and said, "I am deeply ashamed of my terrible judgment and actions" (CNN, 2001).

1. After viewing Rep. Weiner's apology, do you feel like he was sincere? Why or why not?
2. Do you think politicians have a higher ethical responsibility to apologize for wrongdoing than others? Why or why not?

Managing and Responding to Emotions

The notion of emotional intelligence emerged in the early 1990s and has received much attention in academic scholarship, business and education, and the popular press. Emotional intelligence “involves the ability to monitor one’s own and others’ feelings and emotions, to discriminate among them, and to use this information to guide one’s thinking and action” (Salovey, Woolery, & Mayer, 2001). As was noted earlier, improving our emotional vocabulary and considering how and when to verbally express our emotions can help us better distinguish between and monitor our emotions. However, as the definition of emotional intelligence states, we must then use the results of that cognitive process to guide our thoughts and actions.

Just as we are likely to engage in emotion sharing following an emotional event, we are likely to be on the receiving end of that sharing. Another part of emotional intelligence is being able to appraise others’ expressions of emotions and communicatively adapt. A key aspect in this process is empathy, which is the ability to comprehend the emotions of others and to elicit those feelings in ourselves. Being empathetic has important social and physical implications. By expressing empathy, we will be more likely to attract and maintain supportive social networks, which has positive physiological effects like lower stress and less anxiety and psychological effects such as overall life satisfaction and optimism (Guerrero & Andersen, 2000).

When people share emotions, they may expect a variety of results such as support, validation, or advice. If someone is venting, they may just want your attention. When people share positive emotions, they may want recognition or shared celebration. Remember too that you are likely to coexperience some of the emotion with the person sharing it and that the intensity of their share may dictate your verbal and nonverbal reaction (Rime, 2007). Research has shown that responses to low-intensity episodes are mostly verbal. For example, if someone describes a situation where they were frustrated with their car shopping experience, you may validate their emotion by saying, “Car shopping can be really annoying. What happened?” Conversely, more intense episodes involve nonverbal reactions such as touching, body contact (scooting close together), or embracing. These reactions may or may not accompany verbal communication. You may have been in a situation where someone shared an intense emotion, such as learning of the death of a close family member, and the only thing you could think to do was hug them. Although being on the receiving end of emotional sharing can be challenging, your efforts will likely result in positive gains in your interpersonal communication competence and increased relational bonds.

Key Takeaways

- Emotions result from outside stimuli or physiological changes that influence our behaviors and communication.
- Emotions developed in modern humans to help us manage complex social life including interpersonal relations.
- The expression of emotions is influenced by sociocultural norms and display rules.
- Emotion sharing includes verbal expression, which is made more effective with an enhanced emotional vocabulary, and nonverbal expression, which may or may not be voluntary.
- Emotional intelligence helps us manage our own emotions and effectively respond to the emotions of others.

Exercises

1. In what situations would you be more likely to communicate emotions through electronic means rather than in person? Why?
2. Can you think of a display rule for emotions that is not mentioned in the chapter? What is it and why do you think this norm developed?
3. When you are trying to determine someone’s emotional state, what nonverbal communication do you look for and why?
4. Think of someone in your life who you believe has a high degree of emotional intelligence. What have they done that brought you to this conclusion?

References

- CNN, *Transcripts*, accessed June 16, 2001 <http://transcripts.cnn.com/TRANSCRIPTS/1106/07/ltm.01.html>.
- Crozier, W. R., *Blushing and the Social Emotions: The Self Unmasked* (New York: Palgrave Macmillan, 2006).
- Evans, D., *Emotion: The Science of Sentiment* (New York: Oxford University Press, 2001), 5–6.
- Feeney, J. A., Patricia Noller, and Nigel Roberts, “Attachment and Close Relationships,” in *Close Relationships: A Sourcebook*, eds. Clyde Hendrick and Susan S. Hendrick (Thousand Oaks, CA: Sage, 2000), 188.
- Guerrero, L. K. and Peter A. Andersen, “Emotion in Close Relationships,” in *Close Relationships: A Sourcebook*, eds. Clyde Hendrick and Susan S. Hendrick (Thousand Oaks, CA: Sage, 2000), 171–83.

- Hargie, O., *Skilled Interpersonal Interaction: Research, Theory, and Practice* (London: Routledge, 2011), 69.
- Kotchamidova, C., “Emotion Culture and Cognitive Constructions of Reality,” *Communication Quarterly* 58, no. 2 (2010): 207–34.
- Lobar, S. L., JoAnne M. Youngblut, and Dorothy Brooten, “Cross-Cultural Beliefs, Ceremonies, and Rituals Surrounding Death of a Loved One,” *Pediatric Nursing* 32, no. 1 (2006): 44–50.
- Mesquita, B. and Dustin Albert, “The Cultural Regulation of Emotions,” in *Handbook of Emotion Regulation*, ed. James J. Gross (New York: Guilford Press, 2007), 486.
- Planlap, S., Julie Fitness, and Beverly Fehr, “Emotion in Theories of Close Relationships,” in *The Cambridge Handbook of Personal Relationships*, eds. Anita L. Vangelisti and Daniel Perlman (Cambridge: Cambridge University Press, 2006), 369–84.
- Rime, B., “Interpersonal Emotion Regulation,” in *Handbook of Emotion Regulation*, ed. James J. Gross (New York: Guilford Press, 2007), 466–68.
- Safdar, S., Wolfgang Friedlmeier, David Matsumoto, Seung Hee Yoo, Catherine T. Kwantes, and Hisako Kakai, “Variations of Emotional Display Rules within and across Cultures: A Comparison between Canada, USA, and Japan,” *Canadian Journal of Behavioral Science* 41, no. 1 (2009): 1–10.
- Salovey, P., Alison Woolery, and John D. Mayer, “Emotional Intelligence: Conceptualization and Measurement,” in *Blackwell Handbook of Social Psychology: Interpersonal Processes*, eds. Garth J. O. Fletcher and Margaret S. Clark (Malden, MA: Blackwell, 2001), 279–307.

This page titled [6.3: Emotions and Interpersonal Communication](#) is shared under a [CC BY-NC-SA 3.0](#) license and was authored, remixed, and/or curated by [Anonymous](#) via [source content](#) that was edited to the style and standards of the LibreTexts platform; a detailed edit history is available upon request.

6.4: Self-Disclosure and Interpersonal Communication

Learning Objectives

1. Define self-disclosure.
2. Explain the connection between social penetration theory, social comparison theory, and self-disclosure.
3. Discuss the process of self-disclosure, including how we make decisions about what, where, when, and how to disclose.
4. Explain how self-disclosure affects relationships.

Have you ever said too much on a first date? At a job interview? To a professor? Have you ever posted something on Facebook only to return later to remove it? When self-disclosure works out well, it can have positive effects for interpersonal relationships. Conversely, self-disclosure that does not work out well can lead to embarrassment, lower self-esteem, and relationship deterioration or even termination. As with all other types of communication, increasing your competence regarding self-disclosure can have many positive effects.

So what is self-disclosure? It could be argued that any verbal or nonverbal communication reveals something about the self. The clothes we wear, a laugh, or an order at the drive-through may offer glimpses into our personality or past, but they are not necessarily self-disclosure. Self-disclosure is purposeful disclosure of personal information to another person. If I purposefully wear the baseball cap of my favorite team to reveal my team loyalty to a new friend, then this clothing choice constitutes self-disclosure. Self-disclosure doesn't always have to be deep to be useful or meaningful. Superficial self-disclosure, often in the form of "small talk," is key in initiating relationships that then move onto more personal levels of self-disclosure. Telling a classmate your major or your hometown during the first week of school carries relatively little risk but can build into a friendship that lasts beyond the class.

Theories of Self-Disclosure

Social penetration theory states that as we get to know someone, we engage in a reciprocal process of self-disclosure that changes in breadth and depth and affects how a relationship develops. *Depth* refers to how personal or sensitive the information is, and *breadth* refers to the range of topics discussed (Greene, Derlega, & Mathews, 2006). You may recall Shrek's declaration that ogres are like onions in the movie *Shrek*. While certain circumstances can lead to a rapid increase in the depth and/or breadth of self-disclosure, the theory states that in most relationships people gradually penetrate through the layers of each other's personality like we peel the layers from an onion.



Figure 6.4.1: Social penetration theory compares the process of self-disclosure to peeling back the layers of an onion. Helena Jacoba – [Red Onion close up](#) – CC BY 2.0.

The theory also argues that people in a relationship balance needs that are sometimes in tension, which is a dialectic. Balancing a dialectic is like walking a tightrope. You have to lean to one side and eventually lean to another side to keep yourself balanced and prevent falling. The constant back and forth allows you to stay balanced, even though you may not always be even, or standing straight up. One of the key dialectics that must be negotiated is the tension between openness and closedness (Greene, Derlega, & Mathews, 2006). We want to make ourselves open to others, through self-disclosure, but we also want to maintain a sense of privacy.

We may also engage in self-disclosure for the purposes of social comparison. Social comparison theory states that we evaluate ourselves based on how we compare with others (Hargie, 2011). We may disclose information about our intellectual aptitude or athletic abilities to see how we relate to others. This type of comparison helps us decide whether we are superior or inferior to others in a particular area. Disclosures about abilities or talents can also lead to self-validation if the person to whom we disclose reacts positively. By disclosing information about our beliefs and values, we can determine if they are the same as or different from others. Last, we may disclose fantasies or thoughts to another to determine whether they are acceptable or unacceptable. We can engage in social comparison as the discloser or the receiver of disclosures, which may allow us to determine whether or not we are interested in pursuing a relationship with another person.

The final theory of self-disclosure that we will discuss is the Johari window, which is named after its creators Joseph Luft and Harrington Ingham (Luft, 1969). The Johari window can be applied to a variety of interpersonal interactions in order to help us understand what parts of ourselves are open, hidden, blind, and unknown. To help understand the concept, think of a window with four panes. As you can see in Figure 6.2 “Johari Window”, one axis of the window represents things that are known to us, and the other axis represents things that are known to others. The upper left pane contains open information that is known to us and to others. The amount of information that is openly known to others varies based on relational context. When you are with close friends, there is probably a lot of information already in the open pane, and when you are with close family, there is also probably a lot of information in the open pane. The information could differ, though, as your family might know much more about your past and your friends more about your present. Conversely, there isn’t much information in the open pane when we meet someone for the first time, aside from what the other person can guess based on our nonverbal communication and appearance.

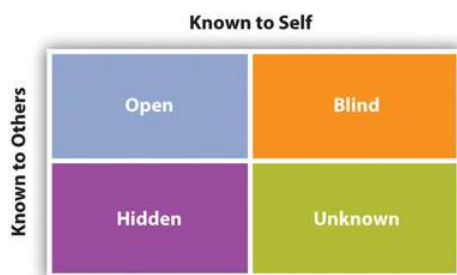


Figure 6.4.2: Johari Window. Source: Joseph Luft, *Of Human Interaction* (Palo Alto, CA: National Press Books, 1969).

The bottom left pane contains hidden information that is known to us but not to others. As we are getting to know someone, we engage in self-disclosure and move information from the “hidden” to the “open” pane. By doing this, we decrease the size of our hidden area and increase the size of our open area, which increases our shared reality. The reactions that we get from people as we open up to them help us form our self-concepts and also help determine the trajectory of the relationship. If the person reacts favorably to our disclosures and reciprocates disclosure, then the cycle of disclosure continues and a deeper relationship may be forged.

The upper right pane contains information that is known to others but not to us. For example, we may be unaware of the fact that others see us as pushy or as a leader. Looking back to self-discrepancy theory from the chapter titled “Communication and Perception”, we can see that people who have a disconnect between how they see themselves and how others see them may have more information in their blind pane. Engaging in perception checking and soliciting feedback from others can help us learn more about our blind area.

The bottom right pane represents our unknown area, as it contains information not known to ourselves or others. To become more self-aware, we must solicit feedback from others to learn more about our blind pane, but we must also explore the unknown pane. To discover the unknown, we have to get out of our comfort zones and try new things. We have to pay attention to the things that excite or scare us and investigate them more to see if we can learn something new about ourselves. By being more aware of what is contained in each of these panes and how we can learn more about each one, we can more competently engage in self-disclosure and use this process to enhance our interpersonal relationships.

📌 “Getting Plugged In”: Self-Disclosure and Social Media

Facebook and Twitter are undoubtedly dominating the world of online social networking, and the willingness of many users to self-disclose personal information ranging from moods to religious affiliation, relationship status, and personal contact information has led to an increase in privacy concerns. Facebook and Twitter offer convenient opportunities to stay in touch with friends, family, and coworkers, but are people using them responsibly? Some argue that there are fundamental differences between today’s digital natives, whose private and public selves are intertwined through these technologies, and older generations (Kornblum, 2007). Even though some colleges are offering seminars on managing privacy online, we still hear stories of self-disclosure gone wrong, such as the football player from the University of Texas who was kicked off the team for posting racist comments about the president or the student who was kicked out of his private, Christian college after a picture of him dressed in drag surfaced on Facebook. However, social media experts say these cases are rare and that most students are aware of who can see what they’re posting and the potential consequences (Nealy, 2009). The issue of privacy management on Facebook is affecting parent-child relationships, too, and as the website “Oh Crap. My Parents Joined Facebook.” shows, the results can sometimes be embarrassing for the college student and the parent as they balance the dialectic between openness and closedness once the child has moved away.

1. How do you manage your privacy and self-disclosures online?
2. Do you think it’s ethical for school officials or potential employers to make admission or hiring decisions based on what they can learn about you online? Why or why not?
3. Are you or would you be friends with a parent on Facebook? Why or why not? If you already are friends with a parent, did you change your posting habits or privacy settings once they joined? Why or why not?

The Process of Self-Disclosure

There are many decisions that go into the process of self-disclosure. We have many types of information we can disclose, but we have to determine whether or not we will proceed with disclosure by considering the situation and the potential risks. Then we must decide when, where, and how to disclose. Since all these decisions will affect our relationships, we will examine each one in turn.

Four main categories for disclosure include observations, thoughts, feelings, and needs (Hargie, 2011). Observations include what we have done and experienced. For example, I could tell you that I live in a farmhouse in Illinois. If I told you that I think my move from the city to the country was a good decision, I would be sharing my thoughts, because I included a judgment about my experiences. Sharing feelings includes expressing an emotion—for example, “I’m happy to wake up every morning and look out at the corn fields. I feel lucky.” Last, we may communicate needs or wants by saying something like “My best friend is looking for a job, and I really want him to move here, too.” We usually begin disclosure with observations and thoughts and then move onto feelings and needs as the relationship progresses. There are some exceptions to this. For example, we are more likely to disclose deeply in crisis situations, and we may also disclose more than usual with a stranger if we do not think we’ll meet the person again or do not share social networks. Although we don’t often find ourselves in crisis situations, you may recall scenes from movies or television shows where people who are trapped in an elevator or stranded after a plane crash reveal their deepest feelings and desires. I imagine that we have all been in a situation where we said more about ourselves to a stranger than we normally would. To better understand why, let’s discuss some of the factors that influence our decision to disclose.

Generally speaking, some people are naturally more transparent and willing to self-disclose, while others are more opaque and hesitant to reveal personal information (Jourard, 1964). Interestingly, recent research suggests that the pervasiveness of reality television, much of which includes participants who are very willing to disclose personal information, has led to a general trend among reality television viewers to engage in self-disclosure through other mediated means such as blogging and video sharing (Stefanone & Lakaff, 2009). Whether it is online or face-to-face, there are other reasons for disclosing or not, including self-focused, other-focused, interpersonal, and situational reasons (Green, Derlega, & Mathews, 2006).

Self-focused reasons for disclosure include having a sense of relief or catharsis, clarifying or correcting information, or seeking support. Self-focused reasons for not disclosing include fear of rejection and loss of privacy. In other words, we may disclose to get something off our chest in hopes of finding relief, or we may not disclose out of fear that the other person may react negatively to our revelation. Other-focused reasons for disclosure include a sense of responsibility to inform or educate. Other-focused reasons for not disclosing include feeling like the other person will not protect the information. If someone mentions that their car wouldn’t start this morning and you disclose that you are good at working on cars, you’ve disclosed to help out the other person. On the other side, you may hold back disclosure about your new relationship from your coworker because he or she’s known to be loose-

lipped with other people's information. Interpersonal reasons for disclosure involve desires to maintain a trusting and intimate relationship. Interpersonal reasons for not disclosing include fear of losing the relationship or deeming the information irrelevant to the particular relationship. Your decision to disclose an affair in order to be open with your partner and hopefully work through the aftermath together or withhold that information out of fear he or she will leave you is based on interpersonal reasons. Finally, situational reasons may be the other person being available, directly asking a question, or being directly involved in or affected by the information being disclosed. Situational reasons for not disclosing include the person being unavailable, a lack of time to fully discuss the information, or the lack of a suitable (i.e., quiet, private) place to talk. For example, finding yourself in a quiet environment where neither person is busy could lead to disclosure, while a house full of company may not.

Deciding when to disclose something in a conversation may not seem as important as deciding whether or not to disclose at all. But deciding to disclose and then doing it at an awkward time in a conversation could lead to negative results. As far as timing goes, you should consider whether to disclose the information early, in the middle, or late in a conversation (Greene, Derlega, & Mathews, 2006). If you get something off your chest early in a conversation, you may ensure that there's plenty of time to discuss the issue and that you don't end up losing your nerve. If you wait until the middle of the conversation, you have some time to feel out the other person's mood and set up the tone for your disclosure. For example, if you meet up with your roommate to tell her that you're planning on moving out and she starts by saying, "I've had the most terrible day!" the tone of the conversation has now shifted, and you may not end up making your disclosure. If you start by asking her how she's doing, and things seem to be going well, you may be more likely to follow through with the disclosure. You may choose to disclose late in a conversation if you're worried about the person's reaction. If you know they have an appointment or you have to go to class at a certain time, disclosing just before that time could limit your immediate exposure to any negative reaction. However, if the person doesn't have a negative reaction, they could still become upset because they don't have time to discuss the disclosure with you.

Sometimes self-disclosure is unplanned. Someone may ask you a direct question or disclose personal information, which leads you to reciprocate disclosure. In these instances you may not manage your privacy well because you haven't had time to think through any potential risks. In the case of a direct question, you may feel comfortable answering, you may give an indirect or general answer, or you may feel enough pressure or uncertainty to give a dishonest answer. If someone unexpectedly discloses, you may feel the need to reciprocate by also disclosing something personal. If you're uncomfortable doing this, you can still provide support for the other person by listening and giving advice or feedback.

Once you've decided when and where to disclose information to another person, you need to figure out the best channel to use. Face-to-face disclosures may feel more genuine or intimate given the shared physical presence and ability to receive verbal and nonverbal communication. There is also an opportunity for immediate verbal and nonverbal feedback, such as asking follow-up questions or demonstrating support or encouragement through a hug. The immediacy of a face-to-face encounter also means you have to deal with the uncertainty of the reaction you'll get. If the person reacts negatively, you may feel uncomfortable, pressured to stay, or even fearful. If you choose a mediated channel such as an e-mail or a letter, text, note, or phone call, you may seem less genuine or personal, but you have more control over the situation in that you can take time to carefully choose your words, and you do not have to immediately face the reaction of the other person. This can be beneficial if you fear a negative or potentially violent reaction. Another disadvantage of choosing a mediated channel, however, is the loss of nonverbal communication that can add much context to a conversation. Although our discussion of the choices involved in self-disclosure so far have focused primarily on the discloser, self-disclosure is an interpersonal process that has much to do with the receiver of the disclosure.

Effects of Disclosure on the Relationship

The process of self-disclosure is circular. An individual self-discloses, the recipient of the disclosure reacts, and the original discloser processes the reaction. How the receiver interprets and responds to the disclosure are key elements of the process. Part of the response results from the receiver's attribution of the cause of the disclosure, which may include dispositional, situational, and interpersonal attributions (Jiang, Bazarova, & Hancock, 2011). Let's say your coworker discloses that she thinks the new boss got his promotion because of favoritism instead of merit. You may make a dispositional attribution that connects the cause of her disclosure to her personality by thinking, for example, that she is outgoing, inappropriate for the workplace, or fishing for information. If the personality trait to which you attribute the disclosure is positive, then your reaction to the disclosure is more likely to be positive. Situational attributions identify the cause of a disclosure with the context or surroundings in which it takes place. For example, you may attribute your coworker's disclosure to the fact that you agreed to go to lunch with her. Interpersonal attributions identify the relationship between sender and receiver as the cause of the disclosure. So if you attribute your coworker's comments to the fact that you are best friends at work, you think your unique relationship caused the disclosure. If the receiver's

primary attribution is interpersonal, relational intimacy and closeness will likely be reinforced more than if the attribution is dispositional or situational, because the receiver feels like they were specially chosen to receive the information.

The receiver's role doesn't end with attribution and response. There may be added burdens if the information shared with you is a secret. As was noted earlier, there are clear risks involved in self-disclosure of intimate or potentially stigmatizing information if the receiver of the disclosure fails to keep that information secure. As the receiver of a secret, you may feel the need to unburden yourself from the co-ownership of the information by sharing it with someone else (Derlega, Petronio, & Margulis, 1993). This is not always a bad thing. You may strategically tell someone who is removed from the social network of the person who told you the secret to keep the information secure. Although unburdening yourself can be a relief, sometimes people tell secrets they were entrusted to keep for less productive reasons. A research study of office workers found that 77 percent of workers that received a disclosure and were told not to tell anyone else told at least two other people by the end of the day (Hargie, 2011)! They reported doing so to receive attention for having inside information or to demonstrate their power or connection. Needless to say, spreading someone's private disclosure without permission for personal gain does not demonstrate communication competence.

When the cycle of disclosure ends up going well for the discloser, there is likely to be a greater sense of relational intimacy and self-worth, and there are also positive psychological effects such as reduced stress and increased feelings of social support. Self-disclosure can also have effects on physical health. Spouses of suicide or accidental death victims who did not disclose information to their friends were more likely to have more health problems such as weight change and headaches and suffer from more intrusive thoughts about the death than those who did talk with friends (Greene, Derlega, & Mathews, 2006).

Key Takeaways

- Through the process of self-disclosure, we disclose personal information and learn about others.
- The social penetration theory argues that self-disclosure increases in breadth and depth as a relationship progresses, like peeling back the layers of an onion.
- We engage in social comparison through self-disclosure, which may determine whether or not we pursue a relationship.
- Getting integrated: The process of self-disclosure involves many decisions, including what, when, where, and how to disclose. All these decisions may vary by context, as we follow different patterns of self-disclosure in academic, professional, personal, and civic contexts.
- The receiver's reaction to and interpretation of self-disclosure are important factors in how the disclosure will affect the relationship.

Exercises

1. Answer the questions from the beginning of the section: Have you ever said too much on a first date? At a job interview? To a professor? Have you ever posted something on Facebook only to return later to remove it? If you answered yes to any of the questions, what have you learned in this chapter that may have led you to do something differently?
2. Have you experienced negative results due to self-disclosure (as sender or receiver)? If so, what could have been altered in the decisions of what, where, when, or how to disclose that may have improved the situation?
3. Under what circumstances is it OK to share information that someone has disclosed to you? Under what circumstances is it not OK to share the information?

References

- Derlega, V. J., Sandra Metts, Sandra Petronio, and Stephen T. Margulis, *Self-Disclosure* (Newbury Park, CA: Sage, 1993).
- Greene, K., Valerian J. Derlega, and Alicia Mathews, "Self-Disclosure in Personal Relationships," in *The Cambridge Handbook of Personal Relationships*, eds. Anita L. Vangelisti and Daniel Perlman (Cambridge: Cambridge University Press, 2006), 412–13.
- Hargie, O., *Skilled Interpersonal Interaction: Research, Theory, and Practice* (London: Routledge, 2011), 261.
- Jiang, L. C., Natalie N. Bazarova, and Jeffrey T. Hancock, "The Disclosure-Intimacy Link in Computer-Mediated Communication: An Attributional Extension of the Hyperpersonal Model," *Human Communication Research* 37 (2011): 63.
- Jourard, S., *The Transparent Self* (New York: Van Nostrand Reinhold, 1964).
- Kornblum, J., "Privacy? That's Old-School: Internet Generation Views Openness in a Different Way," *USA Today*, 1D, October 23, 2007.
- Luft, J., *Of Human Interaction* (Palo Alto, CA: National Press Books, 1969).

Nealy, M. J., “The New Rules of Engagement,” *Diverse: Issues in Higher Education* 26, no. 3 (2009): 13.

Stefanone, M. A. and Derek Lakaff, “Reality Television as a Model for Online Behavior: Blogging, Photo, and Video Sharing,” *Journal of Computer-Mediated Communication* 14 (2009): 964–87.

This page titled [6.4: Self-Disclosure and Interpersonal Communication](#) is shared under a [CC BY-NC-SA 3.0](#) license and was authored, remixed, and/or curated by [Anonymous](#) via [source content](#) that was edited to the style and standards of the LibreTexts platform; a detailed edit history is available upon request.

CHAPTER OVERVIEW

7: Communication in Relationships

[7.1: Foundations of Relationships](#)

[7.2: Communication and Friends](#)

[7.3: Communication and Families](#)

[7.4: Romantic Relationships](#)

[7.5: Relationships at Work](#)

[7.6: The Dark Side of Relationships](#)

This page titled [7: Communication in Relationships](#) is shared under a [CC BY-NC-SA 3.0](#) license and was authored, remixed, and/or curated by [Anonymous](#) via [source content](#) that was edited to the style and standards of the LibreTexts platform; a detailed edit history is available upon request.

7.1: Foundations of Relationships

Learning Objectives

1. Distinguish between personal and social relationships.
2. Describe stages of relational interaction.
3. Discuss social exchange theory.

We can begin to classify key relationships we have by distinguishing between our personal and our social relationships (VanLear, Koerner, & Allen, 2006). Personal relationships meet emotional, relational, and instrumental needs, as they are intimate, close, and interdependent relationships such as those we have with best friends, partners, or immediate family. Social relationships are relationships that occasionally meet our needs and lack the closeness and interdependence of personal relationships. Examples of social relationships include coworkers, distant relatives, and acquaintances. Another distinction useful for categorizing relationships is whether or not they are voluntary. For example, some personal relationships are voluntary, like those with romantic partners, and some are involuntary, like those with close siblings. Likewise, some social relationships are voluntary, like those with acquaintances, and some are involuntary, like those with neighbors or distant relatives. You can see how various relationships fall into each of these dimensions in Figure 7.1 “Types of Relationships”. Now that we have a better understanding of how we define relationships, we’ll examine the stages that most of our relationships go through as they move from formation to termination.

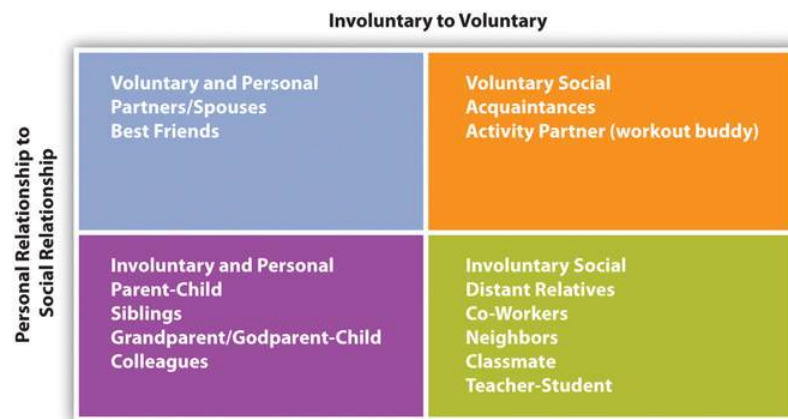


Figure 7.1.1: Types of Relationships. Source: Adapted from C. Arthur VanLear, Ascan Koerner, and Donna M. Allen, “Relationship Typologies,” in *The Cambridge Handbook of Personal Relationships*, eds. Anita L. Vangelisti and Daniel Perlman (Cambridge: Cambridge University Press, 2006), 95.

Stages of Relational Interaction

Communication is at the heart of forming our interpersonal relationships. We reach the achievement of relating through the everyday conversations and otherwise trivial interactions that form the fabric of our relationships. It is through our communication that we adapt to the dynamic nature of our relational worlds, given that relational partners do not enter each encounter or relationship with compatible expectations. Communication allows us to test and be tested by our potential and current relational partners. It is also through communication that we respond when someone violates or fails to meet those expectations (Knapp & Vangelisti, 2009).

There are ten established stages of interaction that can help us understand how relationships come together and come apart (Knapp & Vangelisti, 2009). We will discuss each stage in more detail, but in Table 7.1 “Relationship Stages” you will find a list of the communication stages. We should keep the following things in mind about this model of relationship development: relational partners do not always go through the stages sequentially, some relationships do not experience all the stages, we do not always consciously move between stages, and coming together and coming apart are not inherently good or bad. As we have already discussed, relationships are always changing—they are dynamic. Although this model has been applied most often to romantic relationships, most relationships follow a similar pattern that may be adapted to a particular context.

Table 7.1.1: Relationship Stages

Process	Stage	Representative Communication

Process	Stage	Representative Communication
Coming Together	Initiating	"My name's Rich. It's nice to meet you."
	Experimenting	"I like to cook and refinish furniture in my spare time. What about you?"
	Intensifying	"I feel like we've gotten a lot closer over the past couple months."
	Integrating	(To friend) "We just opened a joint bank account."
	Bonding	"I can't wait to tell my parents that we decided to get married!"
Coming Apart	Differentiating	"I'd really like to be able to hang out with my friends sometimes."
	Circumscribing	"Don't worry about problems I'm having at work. I can deal with it."
	Stagnating	(To self) "I don't know why I even asked him to go out to dinner. He never wants to go out and have a good time."
	Avoiding	"I have a lot going on right now, so I probably won't be home as much."
	Terminating	"It's important for us both to have some time apart. I know you'll be fine."

Source: Adapted from Mark L. Knapp and Anita L. Vangelisti, *Interpersonal Communication and Human Relationships* (Boston, MA: Pearson, 2009), 34.

Initiating

In the initiating stage, people size each other up and try to present themselves favorably. Whether you run into someone in the hallway at school or in the produce section at the grocery store, you scan the person and consider any previous knowledge you have of them, expectations for the situation, and so on. Initiating is influenced by several factors.

If you encounter a stranger, you may say, "Hi, my name's Rich." If you encounter a person you already know, you've already gone through this before, so you may just say, "What's up?" Time constraints also affect initiation. A quick passing calls for a quick hello, while a scheduled meeting may entail a more formal start. If you already know the person, the length of time that's passed since your last encounter will affect your initiation. For example, if you see a friend from high school while home for winter break, you may set aside a long block of time to catch up; however, if you see someone at work that you just spoke to ten minutes earlier, you may skip initiating communication. The setting also affects how we initiate conversations, as we communicate differently at a crowded bar than we do on an airplane. Even with all this variation, people typically follow typical social scripts for interaction at this stage.

Experimenting

The scholars who developed these relational stages have likened the experimenting stage, where people exchange information and often move from strangers to acquaintances, to the "sniffing ritual" of animals (Knapp & Vangelisti, 2009). A basic exchange of information is typical as the experimenting stage begins. For example, on the first day of class, you may chat with the person sitting beside you and take turns sharing your year in school, hometown, residence hall, and major. Then you may branch out and see if there are any common interests that emerge. Finding out you're both St. Louis Cardinals fans could then lead to more conversation about baseball and other hobbies or interests; however, sometimes the experiment may fail. If your attempts at information exchange with another person during the experimenting stage are met with silence or hesitation, you may interpret their lack of communication as a sign that you shouldn't pursue future interaction.

Experimenting continues in established relationships. Small talk, a hallmark of the experimenting stage, is common among young adults catching up with their parents when they return home for a visit or committed couples when they recount their day while preparing dinner. Small talk can be annoying sometimes, especially if you feel like you have to do it out of politeness. I have found,

for example, that strangers sometimes feel the need to talk to me at the gym (even when I have ear buds in). Although I'd rather skip the small talk and just work out, I follow social norms of cheerfulness and politeness and engage in small talk. Small talk serves important functions, such as creating a communicative entry point that can lead people to uncover topics of conversation that go beyond the surface level, helping us audition someone to see if we'd like to talk to them further, and generally creating a sense of ease and community with others. And even though small talk isn't viewed as very substantive, the authors of this model of relationships indicate that most of our relationships do not progress far beyond this point (Knapp & Vangelisti, 2009).

Intensifying

As we enter the intensifying stage, we indicate that we would like or are open to more intimacy, and then we wait for a signal of acceptance before we attempt more intimacy. This incremental intensification of intimacy can occur over a period of weeks, months, or years and may involve inviting a new friend to join you at a party, then to your place for dinner, then to go on vacation with you. It would be seen as odd, even if the experimenting stage went well, to invite a person who you're still getting to know on vacation with you without engaging in some less intimate interaction beforehand. In order to save face and avoid making ourselves overly vulnerable, steady progression is key in this stage. Aside from sharing more intense personal time, requests for and granting favors may also play into intensification of a relationship. For example, one friend helping the other prepare for a big party on their birthday can increase closeness. However, if one person asks for too many favors or fails to reciprocate favors granted, then the relationship can become unbalanced, which could result in a transition to another stage, such as differentiating.

Other signs of the intensifying stage include creation of nicknames, inside jokes, and personal idioms; increased use of *we* and *our*; increased communication about each other's identities (e.g., "My friends all think you are really laid back and easy to get along with"); and a loosening of typical restrictions on possessions and personal space (e.g., you have a key to your best friend's apartment and can hang out there if your roommate is getting on your nerves). Navigating the changing boundaries between individuals in this stage can be tricky, which can lead to conflict or uncertainty about the relationship's future as new expectations for relationships develop. Successfully managing this increasing closeness can lead to relational integration.

Integrating

In the integrating stage, two people's identities and personalities merge, and a sense of interdependence develops. Even though this stage is most evident in romantic relationships, there are elements that appear in other relationship forms. Some verbal and nonverbal signals of the integrating stage are when the social networks of two people merge; those outside the relationship begin to refer to or treat the relational partners as if they were one person (e.g., always referring to them together—"Let's invite Olaf and Bettina"); or the relational partners present themselves as one unit (e.g., both signing and sending one holiday card or opening a joint bank account). Even as two people integrate, they likely maintain some sense of self by spending time with friends and family separately, which helps balance their needs for independence and connection.

Bonding

The bonding stage includes a public ritual that announces formal commitment. These types of rituals include weddings, commitment ceremonies, and civil unions. Obviously, this stage is almost exclusively applicable to romantic couples. In some ways, the bonding ritual is arbitrary, in that it can occur at any stage in a relationship. In fact, bonding rituals are often later annulled or reversed because a relationship doesn't work out, perhaps because there wasn't sufficient time spent in the experimenting or integrating phases. However, bonding warrants its own stage because the symbolic act of bonding can have very real effects on how two people communicate about and perceive their relationship. For example, the formality of the bond may lead the couple and those in their social network to more diligently maintain the relationship if conflict or stress threatens it.



Figure 7.1.2: The bonding stage eventually leads to the terminating stage for many relationships, as about 50 percent of marriages in the United States end in divorce (Perman, 2011). Pixabay – public domain.

Differentiating

Individual differences can present a challenge at any given stage in the relational interaction model; however, in the differentiating stage, communicating these differences becomes a primary focus. Differentiating is the reverse of integrating, as *we* and *our* reverts back to *I* and *my*. People may try to reboundary some of their life prior to the integrating of the current relationship, including other relationships or possessions. For example, Carrie may reclaim friends who became “shared” as she got closer to her roommate Julie and their social networks merged by saying, “I’m having *my friends* over to the apartment and would like to have privacy for the evening.” Differentiating may onset in a relationship that bonded before the individuals knew each other in enough depth and breadth. Even in relationships where the bonding stage is less likely to be experienced, such as a friendship, unpleasant discoveries about the other person’s past, personality, or values during the integrating or experimenting stage could lead a person to begin differentiating.

Circumscribing

To circumscribe means to draw a line around something or put a boundary around it (Oxford English Dictionary Online, 2011). So in the circumscribing stage, communication decreases and certain areas or subjects become restricted as individuals verbally close themselves off from each other. They may say things like “I don’t want to talk about that anymore” or “You mind your business and I’ll mind mine.” If one person was more interested in differentiating in the previous stage, or the desire to end the relationship is one-sided, verbal expressions of commitment may go unechoed—for example, when one person’s statement, “I know we’ve had some problems lately, but I still like being with you,” is met with silence. Passive-aggressive behavior and the demand-withdrawal conflict pattern, which we discussed in the chapter titled “Interpersonal Communication Processes”, may occur more frequently in this stage. Once the increase in boundaries and decrease in communication becomes a pattern, the relationship further deteriorates toward stagnation.

Stagnating

During the stagnating stage, the relationship may come to a standstill, as individuals basically wait for the relationship to end. Outward communication may be avoided, but internal communication may be frequent. The relational conflict flaw of mindreading takes place as a person’s internal thoughts lead them to avoid communication. For example, a person may think, “There’s no need to bring this up again, because I know exactly how he’ll react!” This stage can be prolonged in some relationships. Parents and children who are estranged, couples who are separated and awaiting a divorce, or friends who want to end a relationship but don’t know how to do it may have extended periods of stagnation. Short periods of stagnation may occur right after a failed exchange in the experimental stage, where you may be in a situation that’s not easy to get out of, but the person is still there. Although most people don’t like to linger in this unpleasant stage, some may do so to avoid potential pain from termination, some may still hope to rekindle the spark that started the relationship, or some may enjoy leading their relational partner on.

Avoiding

Moving to the avoiding stage may be a way to end the awkwardness that comes with stagnation, as people signal that they want to close down the lines of communication. Communication in the avoiding stage can be very direct—“I don’t want to talk to you anymore”—or more indirect—“I have to meet someone in a little while, so I can’t talk long.” While physical avoidance such as leaving a room or requesting a schedule change at work may help clearly communicate the desire to terminate the relationship, we don’t always have that option. In a parent-child relationship, where the child is still dependent on the parent, or in a roommate situation, where a lease agreement prevents leaving, people may engage in cognitive dissociation, which means they mentally shut down and ignore the other person even though they are still physically copresent.

Terminating

The terminating stage of a relationship can occur shortly after initiation or after a ten- or twenty-year relational history has been established. Termination can result from outside circumstances such as geographic separation or internal factors such as changing values or personalities that lead to a weakening of the bond. Termination exchanges involve some typical communicative elements and may begin with a summary message that recaps the relationship and provides a reason for the termination (e.g., “We’ve had some ups and downs over our three years together, but I’m getting ready to go to college, and I either want to be with someone who is willing to support me, or I want to be free to explore who I am.”). The summary message may be followed by a distance message that further communicates the relational drift that has occurred (e.g., “We’ve really grown apart over the past year”), which may be followed by a disassociation message that prepares people to be apart by projecting what happens after the relationship ends (e.g., “I know you’ll do fine without me. You can use this time to explore your options and figure out if you want to go to college too or not.”). Finally, there is often a message regarding the possibility for future communication in the relationship (e.g., “I think it would be best if we don’t see each other for the first few months, but text me if you want to.”) (Knapp & Vangelisti, 2009). These ten stages of relational development provide insight into the complicated processes that affect relational formation and deterioration. We also make decisions about our relationships by weighing costs and rewards.

Social Exchange Theory

Social exchange theory essentially entails a weighing of the costs and rewards in a given relationship (Harvey & Wenzel, 2006). Rewards are outcomes that we get from a relationship that benefit us in some way, while costs range from granting favors to providing emotional support. When we do not receive the outcomes or rewards that we think we deserve, then we may negatively evaluate the relationship, or at least a given exchange or moment in the relationship, and view ourselves as being underbenefited. In an equitable relationship, costs and rewards are balanced, which usually leads to a positive evaluation of the relationship and satisfaction.

Commitment and interdependence are important interpersonal and psychological dimensions of a relationship that relate to social exchange theory. Interdependence refers to the relationship between a person’s well-being and involvement in a particular relationship. A person will feel interdependence in a relationship when (1) satisfaction is high or the relationship meets important needs; (2) the alternatives are not good, meaning the person’s needs couldn’t be met without the relationship; or (3) investment in the relationship is high, meaning that resources might decrease or be lost without the relationship (Harvey & Wenzel, 2006).

We can be cautioned, though, to not view social exchange theory as a tit-for-tat accounting of costs and rewards (Noller, 2006). We wouldn’t be very good relational partners if we carried around a little notepad, notating each favor or good deed we completed so we can expect its repayment. As noted earlier, we all become aware of the balance of costs and rewards at some point in our relationships, but that awareness isn’t persistent. We also have communal relationships, in which members engage in a relationship for mutual benefit and do not expect returns on investments such as favors or good deeds (Harvey & Wenzel, 2006). As the dynamics in a relationship change, we may engage communally without even being aware of it, just by simply enjoying the relationship. It has been suggested that we become more aware of the costs and rewards balance when a relationship is going through conflict (Noller, 2006). Overall, relationships are more likely to succeed when there is satisfaction and commitment, meaning that we are pleased in a relationship intrinsically or by the rewards we receive.

Key Takeaways

- Relationships can be easily distinguished into personal or social and voluntary or involuntary.
 - Personal relationships are close, intimate, and interdependent, meeting many of our interpersonal needs.
 - Social relationships meet some interpersonal needs but lack the closeness of personal relationships.

- There are stages of relational interaction in which relationships come together (initiating, experimenting, intensifying, integrating, and bonding) and come apart (differentiating, circumscribing, stagnating, avoiding, and terminating).
- The weighing of costs and rewards in a relationship affects commitment and overall relational satisfaction.

Exercises

1. Review the types of relationships in Figure 7.1 “Types of Relationships”. Name at least one person from your relationships that fits into each quadrant. How does your communication differ between each of these people?
2. Pick a relationship important to you and determine what stage of relational interaction you are currently in with that person. What communicative signals support your determination? What other stages from the ten listed have you experienced with this person?
3. How do you weigh the costs and rewards in your relationships? What are some rewards you are currently receiving from your closest relationships? What are some costs?

References

Harvey, J. H. and Amy Wenzel, “Theoretical Perspectives in the Study of Close Relationships,” in *The Cambridge Handbook of Personal Relationships*, eds. Anita L. Vangelisti and Daniel Perlman (Cambridge: Cambridge University Press, 2006), 38–39.

Knapp, M. L. and Anita L. Vangelisti, *Interpersonal Communication and Human Relationships* (Boston, MA: Pearson, 2009), 32–51.

Noller, P., “Bringing It All Together: A Theoretical Approach,” in *The Cambridge Handbook of Personal Relationships*, eds. Anita L. Vangelisti and Daniel Perlman (Cambridge: Cambridge University Press, 2006), 770.

Oxford English Dictionary Online, accessed September 13, 2011, <http://www.oed.com>.

Perman, C., “Bad Economy? A Good Time for a Steamy Affair,” *USA Today*, September 8, 2011, accessed September 13, 2011, www.usatoday.com/money/economy/story/2011-09-10/economy-affairs-divorce-marriage/50340948/1.

VanLear, C. A., Ascan Koerner, and Donna M. Allen, “Relationship Typologies,” in *The Cambridge Handbook of Personal Relationships*, eds. Anita L. Vangelisti and Daniel Perlman (Cambridge: Cambridge University Press, 2006), 95.

This page titled [7.1: Foundations of Relationships](#) is shared under a [CC BY-NC-SA 3.0](#) license and was authored, remixed, and/or curated by [Anonymous](#) via [source content](#) that was edited to the style and standards of the LibreTexts platform; a detailed edit history is available upon request.

7.2: Communication and Friends

Learning Objectives

1. Compare and contrast different types of friendships.
2. Describe the cycle of friendship from formation to maintenance to dissolution/deterioration.
3. Discuss how friendships change across the life span, from adolescence to later life.
4. Explain how culture and gender influence friendships.

Do you consider all the people you are “friends” with on Facebook to be friends? What’s the difference, if any, between a “Facebook friend” and a real-world friend? Friendships, like other relationship forms, can be divided into categories. What’s the difference between a best friend, a good friend, and an old friend? What about work friends, school friends, and friends of the family? It’s likely that each of you reading this book has a different way of perceiving and categorizing your friendships. In this section, we will learn about the various ways we classify friends, the life cycle of friendships, and how gender affects friendships.

Defining and Classifying Friends

Friendships are voluntary interpersonal relationships between two people who are usually equals and who mutually influence one another.^[1] Friendships are distinct from romantic relationships, family relationships, and acquaintances and are often described as more vulnerable relationships than others due to their voluntary nature, the availability of other friends, and the fact that they lack the social and institutional support of other relationships. The lack of official support for friendships is not universal, though. In rural parts of Thailand, for example, special friendships are recognized by a ceremony in which both parties swear devotion and loyalty to each other (Bleiszner & Adams, 1992). Even though we do not have a formal ritual to recognize friendship in the United States, in general, research shows that people have three main expectations for close friendships. A friend is someone you can talk to, someone you can depend on for help and emotional support, and someone you can participate in activities and have fun with (Rawlins, 1992).

Although friendships vary across the life span, three types of friendships are common in adulthood: reciprocal, associative, and receptive.^[2] Reciprocal friendships are solid interpersonal relationships between people who are equals with a shared sense of loyalty and commitment. These friendships are likely to develop over time and can withstand external changes such as geographic separation or fluctuations in other commitments such as work and childcare. Reciprocal friendships are what most people would consider the ideal for best friends. Associative friendships are mutually pleasurable relationships between acquaintances or associates that, although positive, lack the commitment of reciprocal friendships. These friendships are likely to be maintained out of convenience or to meet instrumental goals.



Friendships that are maintained because they are convenient and meet an instrumental need, like having a workout partner, are likely to terminate if they become inconvenient or the need changes. Marion Doss – [Friends](#) – CC BY-SA 2.0.

For example, a friendship may develop between two people who work out at the same gym. They may spend time with each other in this setting a few days a week for months or years, but their friendship might end if the gym closes or one person’s schedule changes. Receptive friendships include a status differential that makes the relationship asymmetrical. Unlike the other friendship types that are between peers, this relationship is more like that of a supervisor-subordinate or clergy-parishioner. In some cases, like

a mentoring relationship, both parties can benefit from the relationship. In other cases, the relationship could quickly sour if the person with more authority begins to abuse it.

A relatively new type of friendship, at least in label, is the “friends with benefits” relationship. Friends with benefits (FWB) relationships have the closeness of a friendship and the sexual activity of a romantic partnership without the expectations of romantic commitment or labels (Lehmiller, VanderDrift, & Kelly, 2011). FWB relationships are hybrids that combine characteristics of romantic and friend pairings, which produces some unique dynamics. In my conversations with students over the years, we have talked through some of the differences between friends, FWB, and hook-up partners, or what we termed “just benefits.” Hook-up or “just benefits” relationships do not carry the emotional connection typical in a friendship, may occur as one-night-stands or be regular things, and exist solely for the gratification and/or convenience of sexual activity. So why might people choose to have or avoid FWB relationships?

Various research studies have shown that half of the college students who participated have engaged in heterosexual FWB relationships (Bisson & Levine, 2009). Many who engage in FWB relationships have particular views on love and sex—namely, that sex can occur independently of love. Conversely, those who report no FWB relationships often cite religious, moral, or personal reasons for not doing so. Some who have reported FWB relationships note that they value the sexual activity with their friend, and many feel that it actually brings the relationship closer. Despite valuing the sexual activity, they also report fears that it will lead to hurt feelings or the dissolution of a friendship (Lehmiller, VanderDrift, & Kelly, 2011). We must also consider gender differences and communication challenges in FWB relationships.

Gender biases must be considered when discussing heterosexual FWB relationships, given that women in most societies are judged more harshly than men for engaging in casual sex. But aside from dealing with the double standard that women face regarding their sexual activity, there aren’t many gender differences in how men and women engage in and perceive FWB relationships. So what communicative patterns are unique to the FWB relationship? Those who engage in FWB relationships have some unique communication challenges. For example, they may have difficulty with labels as they figure out whether they are friends, close friends, a little more than friends, and so on. Research participants currently involved in such a relationship reported that they have more commitment to the friendship than the sexual relationship. But does that mean they would give up the sexual aspect of the relationship to save the friendship? The answer is “no” according to the research study. Most participants reported that they would like the relationship to stay the same, followed closely by the hope that it would turn into a full romantic relationship (Lehmiller, VanderDrift, & Kelly, 2011). Just from this study, we can see that there is often a tension between action and labels. In addition, those in a FWB relationship often have to engage in privacy management as they decide who to tell and who not to tell about their relationship, given that some mutual friends are likely to find out and some may be critical of the relationship. Last, they may have to establish ground rules or guidelines for the relationship. Since many FWB relationships are not exclusive, meaning partners are open to having sex with other people, ground rules or guidelines may include discussions of safer-sex practices, disclosure of sexual partners, or periodic testing for sexually transmitted infections.

The Life Span of Friendships

Friendships, like most relationships, have a life span ranging from formation to maintenance to deterioration/dissolution. Friendships have various turning points that affect their trajectory. While there are developmental stages in friendships, they may not be experienced linearly, as friends can cycle through formation, maintenance, and deterioration/dissolution together or separately and may experience stages multiple times. Friendships are also diverse, in that not all friendships develop the same level of closeness, and the level of closeness can fluctuate over the course of a friendship. Changes in closeness can be an expected and accepted part of the cycle of friendships, and less closeness doesn’t necessarily lead to less satisfaction (Johnson et al., 2003).

The formation process of friendship development involves two people moving from strangers toward acquaintances and potentially friends (Bleiszner & Adams, 1992). Several factors influence the formation of friendships, including environmental, situational, individual, and interactional factors (Fehr, 2000). Environmental factors lead us to have more day-to-day contact with some people over others. For example, residential proximity and sharing a workplace are catalysts for friendship formation. Thinking back to your childhood, you may have had early friendships with people on your block because they were close by and you could spend time together easily without needing transportation. A similar situation may have occurred later if you moved away from home for college and lived in a residence hall.



Many new college students form bonds with people in their residence halls that last through college and beyond. Mtnbikrrrr – [dorm friends – 1984](#) – CC BY-NC-ND 2.0.

You may have formed early relationships, perhaps even before classes started, with hall-mates or dorm-mates. I've noticed that many students will continue to associate and maybe even attempt to live close to friends they made in their first residence hall throughout their college years, even as they move residence halls or off campus. We also find friends through the social networks of existing friends and family. Although these people may not live close to us, they are brought into proximity through people we know, which facilitates our ability to spend time with them. Encountering someone due to environmental factors may lead to a friendship if the situational factors are favorable.

The main situational factor that may facilitate or impede friendship formation is availability. Initially, we are more likely to be interested in a friendship if we anticipate that we'll be able to interact with the other person again in the future without expending more effort than our schedule and other obligations will allow. In order for a friendship to take off, both parties need resources such as time and energy to put into it. Hectic work schedules, family obligations, or personal stresses such as financial problems or family or relational conflict may impair someone's ability to nurture a friendship.

The number of friends we have at any given point is a situational factor that also affects whether or not we are actually looking to add new friends. I have experienced this fluctuation. Since I stayed in the same city for my bachelor's and master's degrees, I had forged many important friendships over those seven years. In the last year of my master's program, I was immersed in my own classes and jobs as a residence hall director and teaching assistant. I was also preparing to move within the year to pursue my doctorate. I recall telling a friend of many years that I was no longer "accepting applications" for new friends. Although I was half-joking, this example illustrates the importance of environmental and situational factors. Not only was I busier than I had ever been; I was planning on moving and therefore knew it wouldn't be easy to continue investing in any friendships I made in my final year. Instead, I focused on the friendships I already had and attended to my other personal obligations. Of course, when I moved to a new city a few months later, I was once again "accepting applications," because I had lost the important physical proximity to all my previous friends. Environmental and situational factors that relate to friendship formation point to the fact that convenience plays a large role in determining whether a relationship will progress or not.

While contact and availability may initiate communication with a potential friend, individual and interactional factors are also important. We are more likely to develop friendships with individuals we deem physically attractive, socially competent, and responsive to our needs (Fehr, 2000). Specifically, we are more attracted to people we deem similar to or slightly above us in terms of attractiveness and competence. Although physical attractiveness is more important in romantic relationships, research shows that we evaluate attractive people more positively, which may influence our willingness to invest more in a friendship. Friendships also tend to form between people with similar demographic characteristics such as race, gender, age, and class, and similar personal characteristics like interests and values. Being socially competent and responsive in terms of empathy, emotion management, conflict management, and self-disclosure also contribute to the likelihood of friendship development.

If a friendship is established in the formation phase, then the new friends will need to maintain their relationship. The maintenance phase includes the most variation in terms of the processes that take place, the commitment to maintenance from each party, and the length of time of the phase (Bleiszner & Adams, 1992). In short, some friendships require more maintenance in terms of shared time together and emotional support than other friendships that can be maintained with only occasional contact. Maintenance is important, because friendships provide important opportunities for social support that take the place of or supplement family and romantic relationships. Sometimes, we may feel more comfortable being open with a friend about something than we would with a

family member or romantic partner. Most people expect that friends will be there for them when needed, which is the basis of friendship maintenance. As with other relationships, tasks that help maintain friendships range from being there in a crisis to seemingly mundane day-to-day activities and interactions.

Failure to perform or respond to friendship-maintenance tasks can lead to the deterioration and eventual dissolution of friendships. Causes of dissolution may be voluntary (termination due to conflict), involuntary (death of friendship partner), external (increased family or work commitments), or internal (decreased liking due to perceived lack of support) (Bleiszner & Adams, 1992). While there are often multiple, interconnecting causes that result in friendship dissolution, there are three primary sources of conflict in a friendship that stem from internal/interpersonal causes and may lead to voluntary dissolution: sexual interference, failure to support, and betrayal of trust (Fehr, 2000). Sexual interference generally involves a friend engaging with another friend's romantic partner or romantic interest and can lead to feelings of betrayal, jealousy, and anger. Failure to support may entail a friend not coming to another's aid or defense when criticized. Betrayal of trust can stem from failure to secure private information by telling a secret or disclosing personal information without permission. While these three internal factors may initiate conflict in a friendship, discovery of unfavorable personal traits can also lead to problems.

Have you ever started investing in a friendship only to find out later that the person has some character flaws that you didn't notice before? As was mentioned earlier, we are more likely to befriend someone whose personal qualities we find attractive. However, we may not get to experience the person in a variety of contexts and circumstances before we invest in the friendship. We may later find out that our easygoing friend becomes really possessive once we start a romantic relationship and spend less time with him. Or we may find that our happy-go-lucky friend gets moody and irritable when she doesn't get her way. These individual factors become interactional when our newly realized dissimilarity affects our communication. It is logical that as our liking decreases, as a result of personal reassessment of the friendship, we will engage in less friendship-maintenance tasks such as self-disclosure and supportive communication. In fact, research shows that the main termination strategy employed to end a friendship is avoidance. As we withdraw from the relationship, the friendship fades away and may eventually disappear, which is distinct from romantic relationships, which usually have an official "breakup." Aside from changes based on personal characteristics discovered through communication, changes in the external factors that help form friendships can also lead to their dissolution.

The main change in environmental factors that can lead to friendship dissolution is a loss of proximity, which may entail a large or small geographic move or school or job change. The two main situational changes that affect friendships are schedule changes and changes in romantic relationships. Even without a change in environment, someone's job or family responsibilities may increase, limiting the amount of time one has to invest in friendships. Additionally, becoming invested in a romantic relationship may take away from time previously allocated to friends. For environmental and situational changes, the friendship itself is not the cause of the dissolution. These external factors are sometimes difficult if not impossible to control, and lost or faded friendships are a big part of everyone's relational history.

Friendships across the Life Span

As we transition between life stages such as adolescence, young adulthood, emerging adulthood, middle age, and later life, our friendships change in many ways (Rawlins, 1992). Our relationships begin to deepen in adolescence as we negotiate the confusion of puberty. Then, in early adulthood, many people get to explore their identities and diversify their friendship circle. Later, our lives stabilize and we begin to rely more on friendships with a romantic partner and continue to nurture the friendships that have lasted. Let's now learn more about the characteristics of friendships across the life span.

Adolescence

Adolescence begins with the onset of puberty and lasts through the teen years. We typically make our first voluntary close social relationships during adolescence as cognitive and emotional skills develop. At this time, our friendships are usually with others of the same age/grade in school, gender, and race, and friends typically have similar attitudes about academics and similar values (Rawlins, 1992). These early friendships allow us to test our interpersonal skills, which affects the relationships we will have later in life. For example, emotional processing, empathy, self-disclosure, and conflict become features of adolescent friendships in new ways and must be managed (Collins & Madsen, 2006).

Adolescents begin to see friends rather than parents as providers of social support, as friends help negotiate the various emotional problems often experienced for the first time (Collins & Madsen, 2006).



Friendships in adolescence become important as we begin to create an identity that is separate from our family. Japharl – Family – CC BY 2.0.

This new dependence on friendships can also create problems. For example, as adolescents progress through puberty and forward on their identity search, they may experience some jealousy and possessiveness in their friendships as they attempt to balance the tensions between their dependence on and independence from friends. Additionally, as adolescents articulate their identities, they look for acceptance and validation of self in their friends, especially given the increase in self-consciousness experienced by most adolescents (Rawlins, 1992). Those who do not form satisfying relationships during this time may miss out on opportunities for developing communication competence, leading to lower performance at work or school and higher rates of depression (Collins & Madsen, 2006). The transition to college marks a move from adolescence to early adulthood and opens new opportunities for friendship and challenges in dealing with the separation from hometown friends.

Early Adulthood

Early adulthood encompasses the time from around eighteen to twenty-nine years of age, and although not every person in this age group goes to college, most of the research on early adult friendships focuses on college students. Those who have the opportunity to head to college will likely find a canvas for exploration and experimentation with various life and relational choices relatively free from the emotional, time, and financial constraints of starting their own family that may come later in life (Rawlins, 1992).

As we transition from adolescence to early adulthood, we are still formulating our understanding of relational processes, but people report that their friendships are more intimate than the ones they had in adolescence. During this time, friends provide important feedback on self-concept, careers, romantic and/or sexual relationships, and civic, social, political, and extracurricular activities. It is inevitable that young adults will lose some ties to their friends from adolescence during this transition, which has positive and negative consequences. Investment in friendships from adolescence provides a sense of continuity during the often rough transition to college. These friendships may also help set standards for future friendships, meaning the old friendships are a base for comparison for new friends. Obviously this is a beneficial situation relative to the quality of the old friendship. If the old friendship was not a healthy one, using it as the standard for new friendships is a bad idea. Additionally, nurturing older friendships at the expense of meeting new people and experiencing new social situations may impede personal growth during this period.

Adulthood

Adult friendships span a larger period of time than the previous life stages discussed, as adulthood encompasses the period from thirty to sixty-five years old (Rawlins, 1992). The exploration that occurs for most middle-class people in early adulthood gives way to less opportunity for friendships in adulthood, as many in this period settle into careers, nourish long-term relationships, and have children of their own. These new aspects of life bring more time constraints and interpersonal and task obligations, and with these obligations comes an increased desire for stability and continuity. Adult friendships tend to occur between people who are similar in terms of career position, race, age, partner status, class, and education level. This is partly due to the narrowed social networks people join as they become more educated and attain higher career positions. Therefore, finding friends through religious affiliation, neighborhood, work, or civic engagement is likely to result in similarity between friends (Bleiszner & Adams, 1992).

Even as social networks narrow, adults are also more likely than young adults to rely on their friends to help them process thoughts and emotions related to their partnerships or other interpersonal relationships (Bleiszner & Adams, 1992). For example, a person may rely on a romantic partner to help process through work relationships and close coworkers to help process through family relationships. Work life and home life become connected in important ways, as career (money making) intersects with and supports the desires for stability (home making) (Rawlins, 1992). Since home and career are primary focuses, socializing outside of those

areas may be limited to interactions with family (parents, siblings, and in-laws) if they are geographically close. In situations where family isn't close by, adults' close or best friends may adopt kinship roles, and a child may call a parent's close friend "Uncle Andy" even if they are not related. Spouses or partners are expected to be friends; it is often expressed that the best partner is one who can also serve as best friend, and having a partner as a best friend can be convenient if time outside the home is limited by parental responsibilities. There is not much research on friendships in late middle age (ages fifty to sixty-five), but it has been noted that relationships with partners may become even more important during this time, as parenting responsibilities diminish with grown children and careers and finances stabilize. Partners who have successfully navigated their middle age may feel a bonding sense of accomplishment with each other and with any close friends with whom they shared these experiences (Rawlins, 1992).

Later Life

Friendships in later-life adulthood, which begins in one's sixties, are often remnants of previous friends and friendship patterns. Those who have typically had a gregarious social life will continue to associate with friends if physically and mentally able, and those who relied primarily on a partner, family, or limited close friends will have more limited, but perhaps equally rewarding, interactions. Friendships that have extended from adulthood or earlier are often "old" or "best" friendships that offer a look into a dyad's shared past. Given that geographic relocation is common in early adulthood, these friends may be physically distant, but if investment in occasional contact or visits preserved the friendship, these friends are likely able to pick up where they left off (Rawlins, 1992). However, biological aging and the social stereotypes and stigma associated with later life and aging begin to affect communication patterns.



Figure: Although stereotypes of the elderly often present them as slow or out of touch, many people in later life enjoy the company of friends and maintain active social lives. Felipe Neves – [3 old friends](#) – CC BY-NC-ND 2.0.

Obviously, our physical and mental abilities affect our socializing and activities and vary widely from person to person and age to age. Mobility may be limited due to declining health, and retiring limits the social interactions one had at work and work-related events (Bleiszner & Adams, 1992). People may continue to work and lead physically and socially active lives decades past the marker of later life, which occurs around age sixty-five. Regardless of when these changes begin, it is common and normal for our opportunities to interact with wide friendship circles to diminish as our abilities decline. Early later life may be marked by a transition to partial or full retirement if a person is socioeconomically privileged enough to do so. For some, retirement is a time to settle into a quiet routine in the same geographic place, perhaps becoming even more involved in hobbies and civic organizations, which may increase social interaction and the potential for friendships. Others may move to a more desirable place or climate and go through the process of starting over with new friends. For health or personal reasons, some in later life live in assisted-living facilities. Later-life adults in these facilities may make friends based primarily on proximity, just as many college students in early adulthood do in the similarly age-segregated environment of a residence hall (Rawlins, 1992).

Friendships in later life provide emotional support that is often only applicable during this life stage. For example, given the general stigma against aging and illness, friends may be able to shield each other from negative judgments from others and help each other maintain a positive self-concept (Rawlins, 1992). Friends can also be instrumental in providing support after the death of a partner. Men, especially, may need this type of support, as men are more likely than women to consider their spouse their sole confidante, which means the death of the wife may end a later-life man's most important friendship. Women who lose a partner

also go through considerable life changes, and in general more women are left single after the death of a spouse than men due to men's shorter life span and the tendency for men to be a few years older than their wives. Given this fact, it is not surprising that widows in particular may turn to other single women for support. Overall, providing support in later life is important given the likelihood of declining health. In the case of declining health, some may turn to family instead of friends for support to avoid overburdening friends with requests for assistance. However, turning to a friend for support is not completely burdensome, as research shows that feeling needed helps older people maintain a positive well-being (Rawlins, 1992).

Gender and Friendship

Gender influences our friendships and has received much attention, as people try to figure out how different men and women's friendships are. There is a conception that men's friendships are less intimate than women's based on the stereotype that men do not express emotions. In fact, men report a similar amount of intimacy in their friendships as women but are less likely than women to explicitly express affection verbally (e.g., saying "I love you") and nonverbally (e.g., through touching or embracing) toward their same-gender friends (Bleiszner & Adams, 1992). This is not surprising, given the societal taboos against same-gender expressions of affection, especially between men, even though an increasing number of men are more comfortable expressing affection toward other men and women. However, researchers have wondered if men communicate affection in more implicit ways that are still understood by the other friend. Men may use shared activities as a way to express closeness—for example, by doing favors for each other, engaging in friendly competition, joking, sharing resources, or teaching each other new skills (Bleiszner & Adams, 1992). Some scholars have argued that there is a bias toward viewing intimacy as feminine, which may have skewed research on men's friendships. While verbal expressions of intimacy through self-disclosure have been noted as important features of women's friendships, activity sharing has been the focus in men's friendships. This research doesn't argue that one gender's friendships are better than the other's, and it concludes that the differences shown in the research regarding expressions of intimacy are not large enough to impact the actual practice of friendships (Monsour, 2006).

Cross-gender friendships are friendships between a male and a female. These friendships diminish in late childhood and early adolescence as boys and girls segregate into separate groups for many activities and socializing, reemerge as possibilities in late adolescence, and reach a peak potential in the college years of early adulthood. Later, adults with spouses or partners are less likely to have cross-sex friendships than single people (Rawlins, 1992). In any case, research studies have identified several positive outcomes of cross-gender friendships. Men and women report that they get a richer understanding of how the other gender thinks and feels (Halatsis & Christakis, 2009). It seems these friendships fulfill interaction needs not as commonly met in same-gender friendships. For example, men reported more than women that they rely on their cross-gender friendships for emotional support (Bleiszner & Adams, 1992). Similarly, women reported that they enjoyed the activity-oriented friendships they had with men (Halatsis & Christakis, 2009).

As discussed earlier regarding friends-with-benefits relationships, sexual attraction presents a challenge in cross-gender heterosexual friendships. Even if the friendship does not include sexual feelings or actions, outsiders may view the relationship as sexual or even encourage the friends to become "more than friends." Aside from the pressures that come with sexual involvement or tension, the exaggerated perceptions of differences between men and women can hinder cross-gender friendships. However, if it were true that men and women are too different to understand each other or be friends, then how could any long-term partnership such as husband/wife, mother/son, father/daughter, or brother/sister be successful or enjoyable?

Key Takeaways

- Friendships are voluntary interpersonal relationships between two people who are usually equals and who mutually influence one another.
- Friendship formation, maintenance, and deterioration/dissolution are influenced by environmental, situational, and interpersonal factors.
- Friendships change throughout our lives as we transition from adolescence to adulthood to later life.
- Cross-gender friendships may offer perspective into gender relationships that same-gender friendships do not, as both men and women report that they get support or enjoyment from their cross-gender friendships. However, there is a potential for sexual tension that complicates these relationships.

Exercises

1. Have you ever been in a situation where you didn't feel like you could "accept applications" for new friends or were more eager than normal to "accept applications" for new friends? What were the environmental or situational factors that led to this

situation?

2. Getting integrated: Review the types of friendships (reciprocal, associative, and receptive). Which of these types of friendships do you have more of in academic contexts and why? Answer the same question for professional contexts and personal contexts.
3. Of the life stages discussed in this chapter, which one are you currently in? How do your friendships match up with the book's description of friendships at this stage? From your experience, do friendships change between stages the way the book says they do? Why or why not?

References

- Bisson, M. A. and Timothy R. Levine, "Negotiating a Friends with Benefits Relationship," *Archives of Sexual Behavior* 38 (2009): 67.
- Bleiszner, R. and Rebecca G. Adams, *Adult Friendship* (Newbury Park, CA: Sage, 1992), 2.
- Collins, W. A. and Stephanie D. Madsen, "Personal Relationships in Adolescence and Early Adulthood," in *The Cambridge Handbook of Personal Relationships*, eds. Anita L. Vangelisti and Daniel Perlman (Cambridge: Cambridge University Press, 2006), 195.
- Fehr, B., "The Life Cycle of Friendship," in *Close Relationships: A Sourcebook*, eds. Clyde Hendrick and Susan S. Hendrick (Thousand Oaks, CA: Sage, 2000), 71–74.
- Halatsis, P. and Nicolas Christakis, "The Challenge of Sexual Attraction within Heterosexuals' Cross-Sex Friendship," *Journal of Social and Personal Relationships* 26, no. 6–7 (2009): 920.
- Johnson, A. J., Elaine Wittenberg, Melinda Morris Villagran, Michelle Mazur, and Paul Villagran, "Relational Progression as a Dialectic: Examining Turning Points in Communication among Friends," *Communication Monographs* 70, no. 3 (2003): 245.
- Lehmler, J. J., Laura E. VanderDrift, and Janice R. Kelly, "Sex Differences in Approaching Friends with Benefits Relationships," *Journal of Sex Research* 48, no. 2–3 (2011): 276.
- Monsour, M., "Communication and Gender among Adult Friends," in *The Sage Handbook of Gender and Communication*, eds. Bonnie J. Dow and Julia T. Wood (Thousand Oaks, CA: Sage, 2006), 63.
- Rawlins, W. K., *Friendship Matters: Communication, Dialectics, and the Life Course* (New York: Aldine De Gruyter, 1992), 271.

-
1. William K. Rawlins, *Friendship Matters: Communication, Dialectics, and the Life Course* (New York: Aldine De Gruyter, 1992), 11–12. ↵
 2. Adapted from C. Arthur VanLear, Ascan Koerner, and Donna M. Allen, "Relationship Typologies," in *The Cambridge Handbook of Personal Relationships*, eds. Anita L. Vangelisti and Daniel Perlman (Cambridge: Cambridge University Press, 2006), 103. ↵

This page titled [7.2: Communication and Friends](#) is shared under a [CC BY-NC-SA 3.0](#) license and was authored, remixed, and/or curated by [Anonymous](#) via [source content](#) that was edited to the style and standards of the LibreTexts platform; a detailed edit history is available upon request.

7.3: Communication and Families

Learning Objectives

1. Compare and contrast the various definitions of family.
2. Describe various types of family rituals and explain their importance.
3. Explain how conformity and conversation orientations work together to create different family climates.

There is no doubt that the definition and makeup of families are changing in the United States. New data from research organizations and the 2010 US Census show the following: people who choose to marry are waiting longer, more couples are cohabitating (living together) before marriage or instead of marrying, households with more than two generations are increasing, and the average household size is decreasing (Pew Research Center, 2010). Just as the makeup of families changes, so do the definitions.

Defining Family

Who do you consider part of your family? Many people would initially name people who they are related to by blood. You may also name a person with whom you are in a committed relationship—a partner or spouse. But some people have a person not related by blood that they might refer to as *aunt* or *uncle* or even as a brother or sister. We can see from these examples that it's not simple to define a family.

The definitions people ascribe to families usually fall into at least one of the following categories: structural definitions, task-orientation definitions, and transactional definitions (Segrin & Flora, 2005). Structural definitions of family focus on form, criteria for membership, and often hierarchy of family members. One example of a structural definition of family is two or more people who live together and are related by birth, marriage, or adoption. From this definition, a father and son, two cousins, or a brother and sister could be considered a family if they live together. However, a single person living alone or with nonrelated friends, or a couple who chooses not to or are not legally able to marry would not be considered a family. These definitions rely on external, “objective” criteria for determining who is in a family and who is not, which makes the definitions useful for groups like the US Census Bureau, lawmakers, and other researchers who need to define family for large-scale data collection. The simplicity and time-saving positives of these definitions are countered by the fact that many family types are left out in general structural definitions; however, more specific structural definitions have emerged in recent years that include more family forms.

Family of origin refers to relatives connected by blood or other traditional legal bonds such as marriage or adoption and includes parents, grandparents, siblings, aunts, uncles, nieces, and nephews. Family of orientation refers to people who share the same household and are connected by blood, legal bond, or who act/live as if they are connected by either (Segrin & Flora, 2005). Unlike family of origin, this definition is limited to people who share the same household and represents the family makeup we choose. For example, most young people don't get to choose who they live with, but as we get older, we choose our spouse or partner or may choose to have or adopt children.

There are several subdefinitions of families of orientation (Segrin & Flora, 2005). A nuclear family includes two heterosexual married parents and one or more children. While this type of family has received a lot of political and social attention, some scholars argue that it was only dominant as a family form for a brief part of human history (Peterson & Steinmetz, 1999). A binuclear family is a nuclear family that was split by divorce into two separate households, one headed by the mother and one by the father, with the original children from the family residing in each home for periods of time. A single-parent family includes a mother or father who may or may not have been previously married with one or more children. A stepfamily includes a heterosexual couple that lives together with children from a previous relationship. A cohabitating family includes a heterosexual couple who lives together in a committed relationship but does not have a legal bond such as marriage. Similarly, a gay or lesbian family includes a couple of the same gender who live together in a committed relationship and may or may not have a legal bond such as marriage, a civil union, or a domestic partnership. Cohabitating families and gay or lesbian families may or may not have children.

Is it more important that the structure of a family matches a definition, or should we define family based on the behavior of people or the quality of their interpersonal interactions? Unlike structural definitions of family, functional definitions focus on tasks or interaction within the family unit. Task-orientation definitions of family recognize that behaviors like emotional and financial support are more important interpersonal indicators of a family-like connection than biology. In short, anyone who fulfills the

typical tasks present in families is considered family. For example, in some cases, custody of children has been awarded to a person not biologically related to a child over a living blood relative because that person acted more like a family member to the child. The most common family tasks include nurturing and socializing other family members. Nurturing family members entails providing basic care and support, both emotional and financial. Socializing family members refers to teaching young children how to speak, read, and practice social skills.

Transactional definitions of family focus on communication and subjective feelings of connection. While task-orientation definitions convey the importance of providing for family members, transactional definitions are concerned with the quality of interaction among family members. Specifically, transactional definitions stress that the creation of a sense of home, group identity, loyalty, and a shared past and future makes up a family. Isn't it true that someone could provide food, shelter, and transportation to school for a child but not create a sense of home? Even though there is no one, all-encompassing definition of *family*, perhaps this is for the best. Given that family is a combination of structural, functional, and communicative elements, it warrants multiple definitions to capture that complexity.

Family Communication Processes

Think about how much time we spend communicating with family members over the course of our lives. As children, most of us spend much of our time talking to parents, grandparents, and siblings. As we become adolescents, our peer groups become more central, and we may even begin to resist communicating with our family during the rebellious teenage years. However, as we begin to choose and form our own families, we once again spend much time engaging in family communication. Additionally, family communication is our primary source of intergenerational communication, or communication between people of different age groups.

Family Interaction Rituals

You may have heard or used the term *family time* in your own families. What does *family time* mean? As was discussed earlier, relational cultures are built on interaction routines and rituals. Families also have interaction norms that create, maintain, and change communication climates. The notion of family time hasn't been around for too long but was widely communicated and represented in the popular culture of the 1950s (Daly, 2001). When we think of family time, or *quality time* as it's sometimes called, we usually think of a romanticized ideal of family time spent together.



Figure 7.3.1: The nuclear family was the subject of many television shows in the 1950s that popularized the idea of family time. [Wikimedia Commons](#) – CC BY 2.0.

While family rituals and routines can definitely be fun and entertaining bonding experiences, they can also bring about interpersonal conflict and strife. Just think about Clark W. Griswold's string of well-intentioned but misguided attempts to manufacture family fun in the *National Lampoon's Vacation* series.

Families engage in a variety of rituals that demonstrate symbolic importance and shared beliefs, attitudes, and values. Three main types of relationship rituals are patterned family interactions, family traditions, and family celebrations (Wolin & Bennett, 1984). Patterned family interactions are the most frequent rituals and do not have the degree of formality of traditions or celebrations.

Patterned interactions may include mealtime, bedtime, receiving guests at the house, or leisure activities. Mealtime rituals may include a rotation of who cooks and who cleans, and many families have set seating arrangements at their dinner table. My family has recently adopted a new leisure ritual for family gatherings by playing corn hole (also known as bags). While this family activity is not formal, it's become something expected that we look forward to.

Family traditions are more formal, occur less frequently than patterned interactions, vary widely from family to family, and include birthdays, family reunions, and family vacations. Birthday traditions may involve a trip to a favorite restaurant, baking a cake, or hanging streamers. Family reunions may involve making t-shirts for the group or counting up the collective age of everyone present. Family road trips may involve predictable conflict between siblings or playing car games like "I spy" or trying to find the most number of license plates from different states.

Last, family celebrations are also formal, have more standardization between families, may be culturally specific, help transmit values and memories through generations, and include rites of passage and religious and secular holiday celebrations. Thanksgiving, for example, is formalized by a national holiday and is celebrated in similar ways by many families in the United States. Rites of passage mark life-cycle transitions such as graduations, weddings, quinceañeras, or bar mitzvahs. While graduations are secular and may vary in terms of how they are celebrated, quinceañeras have cultural roots in Latin America, and bar mitzvahs are a long-established religious rite of passage in the Jewish faith.

Conversation and Conformity Orientations

The amount, breadth, and depth of conversation between family members varies from family to family. Additionally, some families encourage self-exploration and freedom, while others expect family unity and control. This variation can be better understood by examining two key factors that influence family communication: conversation orientation and conformity orientation (Koerner & Fitzpatrick, 2002). A given family can be higher or lower on either dimension, and how a family rates on each of these dimensions can be used to determine a family type.

To determine conversation orientation, we determine to what degree a family encourages members to interact and communicate (converse) about various topics. Members within a family with a high conversation orientation communicate with each other freely and frequently about activities, thoughts, and feelings. This unrestricted communication style leads to all members, including children, participating in family decisions. Parents in high-conversation-orientation families believe that communicating with their children openly and frequently leads to a more rewarding family life and helps to educate and socialize children, preparing them for interactions outside the family. Members of a family with a low conversation orientation do not interact with each other as often, and topics of conversation are more restricted, as some thoughts are considered private. For example, not everyone's input may be sought for decisions that affect everyone in the family, and open and frequent communication is not deemed important for family functioning or for a child's socialization.

Conformity orientation is determined by the degree to which a family communication climate encourages conformity and agreement regarding beliefs, attitudes, values, and behaviors (Koerner & Fitzpatrick, 2002). A family with a high conformity orientation fosters a climate of uniformity, and parents decide guidelines for what to conform to. Children are expected to be obedient, and conflict is often avoided to protect family harmony. This more traditional family model stresses interdependence among family members, which means space, money, and time are shared among immediate family, and family relationships take precedent over those outside the family. A family with a low conformity orientation encourages diversity of beliefs, attitudes, values, and behaviors and assertion of individuality. Relationships outside the family are seen as important parts of growth and socialization, as they teach lessons about and build confidence for independence. Members of these families also value personal time and space.

"Getting Real": Family Therapists

Family therapists provide counseling to parents, children, romantic partners, and other members of family units (Career Cruising, 2011). People may seek out a family therapist to deal with difficult past experiences or current problems such as family conflict, emotional processing related to grief or trauma, marriage/relationship stresses, children's behavioral concerns, and so on. Family therapists are trained to assess the systems of interaction within a family through counseling sessions that may be one-on-one or with other family members present. The therapist then evaluates how a family's patterns are affecting the individuals within the family. Whether through social services or private practice, family therapy is usually short term. Once the assessment and evaluation is complete, goals are established and sessions are scheduled to track the progress toward completion. The demand for family therapists remains strong, as people's lives grow more complex, careers take people away

from support networks such as family and friends, and economic hardships affect interpersonal relationships. Family therapists usually have bachelor's and master's degrees and must obtain a license to practice in their state. More information about family and marriage therapists can be found through their professional organization, the American Association for Marriage and Family Therapy, at www.aamft.org.

1. List some issues within a family that you think should be addressed through formal therapy. List some issues within a family that you think should be addressed directly with/by family members. What is the line that distinguishes between these two levels?
2. Based on what you've read in this book so far, what communication skills do you think would be most beneficial for a family therapist to possess and why?

Determining where your family falls on the conversation and conformity dimensions is more instructive when you know the family types that result, which are consensual, pluralistic, protective, and laissez-faire (Figure 7.2) (Koerner & Fitzpatrick, 2002). A consensual family is high in both conversation and conformity orientations, and they encourage open communication but also want to maintain the hierarchy within the family that puts parents above children. This creates some tension between a desire for both openness and control. Parents may reconcile this tension by hearing their children's opinions, making the ultimate decision themselves, and then explaining why they made the decision they did. A pluralistic family is high in conversation orientation and low in conformity. Open discussion is encouraged for all family members, and parents do not strive to control their children's or each other's behaviors or decisions. Instead, they value the life lessons that a family member can learn by spending time with non-family members or engaging in self-exploration. A protective family is low in conversation orientation and high in conformity, expects children to be obedient to parents, and does not value open communication. Parents make the ultimate decisions and may or may not feel the need to share their reasoning with their children. If a child questions a decision, a parent may simply respond with "Because I said so." A laissez-faire family is low in conversation and conformity orientations, has infrequent and/or short interactions, and doesn't discuss many topics. Remember that pluralistic families also have a low conformity orientation, which means they encourage children to make their own decisions in order to promote personal exploration and growth. Laissez-faire families are different in that parents don't have an investment in their children's decision making, and in general, members in this type of family are "emotionally divorced" from each other (Koerner & Fitzpatrick, 2002).



Figure 7.3.2: Family Types Based on Conflict and Conformity Orientations

Key Takeaways

- There are many ways to define a family.
 - Structural definitions focus on form of families and have narrow criteria for membership.
 - Task-orientation definitions focus on behaviors like financial and emotional support.
 - Transactional definitions focus on the creation of subjective feelings of home, group identity, and a shared history and future.
- Family rituals include patterned interactions like a nightly dinner or bedtime ritual, family traditions like birthdays and vacations, and family celebrations like holidays and weddings.
- Conversation and conformity orientations play a role in the creation of family climates.
 - *Conversation orientation* refers to the degree to which family members interact and communicate about various topics.
 - *Conformity orientation* refers to the degree to which a family expects uniformity of beliefs, attitudes, values, and behaviors.

- Conversation and conformity orientations intersect to create the following family climates: consensual, pluralistic, protective, and laissez-faire.

Exercises

1. Of the three types of definitions for families (structural, task-orientation, or transactional), which is most important to you and why?
2. Identify and describe a ritual you have experienced for each of the following: patterned family interaction, family tradition, and family celebration. How did each of those come to be a ritual in your family?
3. Think of your own family and identify where you would fall on the conversation and conformity orientations. Provide at least one piece of evidence to support your decision.

References

Career Cruising, “Marriage and Family Therapist,” *Career Cruising: Explore Careers*, accessed October 18, 2011, <http://www.careercruising.com>.

Daly, K. J., “Deconstructing Family Time: From Ideology to Lived Experience,” *Journal of Marriage and the Family* 63, no. 2 (2001): 283–95.

Koerner, A. F. and Mary Anne Fitzpatrick, “Toward a Theory of Family Communication,” *Communication Theory* 12, no. 1 (2002): 85–89.

Peterson, G. W. and Suzanne K. Steinmetz, “Perspectives on Families as We Approach the Twenty-first Century: Challenges for Future Handbook Authors,” in *The Handbook of Marriage and the Family*, eds. Marvin B. Sussman, Suzanne K. Steinmetz, and Gary W. Peterson (New York: Springer, 1999), 2.

Pew Research Center, “The Decline of Marriage and Rise of New Families,” November 18, 2010, accessed September 13, 2011, pewsocialtrends.org/files/2010-families.pdf.

Segrin, C. and Jeanne Flora, *Family Communication* (Mahwah, NJ: Lawrence Erlbaum, 2005), 5–11.

Wolin, S. J. and Linda A. Bennett, “Family Rituals,” *Family Process* 23, no. 3 (1984): 401–20.

This page titled [7.3: Communication and Families](#) is shared under a [CC BY-NC-SA 3.0](#) license and was authored, remixed, and/or curated by [Anonymous](#) via [source content](#) that was edited to the style and standards of the LibreTexts platform; a detailed edit history is available upon request.

7.4: Romantic Relationships

Learning Objectives

1. Discuss the influences on attraction and romantic partner selection.
2. Discuss the differences between passionate, companionate, and romantic love.
3. Explain how social networks affect romantic relationships.
4. Explain how sexual orientation and race and ethnicity affect romantic relationships.

Romance has swept humans off their feet for hundreds of years, as is evidenced by countless odes written by love-struck poets, romance novels, and reality television shows like *The Bachelor* and *The Bachelorette*. Whether pining for love in the pages of a diary or trying to find a soul mate from a cast of suitors, love and romance can seem to take us over at times. As we have learned, communication is the primary means by which we communicate emotion, and it is how we form, maintain, and end our relationships. In this section, we will explore the communicative aspects of romantic relationships including love, sex, social networks, and cultural influences.

Relationship Formation and Maintenance

Much of the research on romantic relationships distinguishes between premarital and marital couples. However, given the changes in marriage and the diversification of recognized ways to couple, I will use the following distinctions: dating, cohabitating, and partnered couples. The category for dating couples encompasses the courtship period, which may range from a first date through several years. Once a couple moves in together, they fit into the category of cohabitating couple. Partnered couples take additional steps to verbally, ceremonially, or legally claim their intentions to be together in a long-term committed relationship. The romantic relationships people have before they become partnered provide important foundations for later relationships. But how do we choose our romantic partners, and what communication patterns affect how these relationships come together and apart?

Family background, values, physical attractiveness, and communication styles are just some of the factors that influence our selection of romantic relationships (Segrin & Flora, 2005). Attachment theory, as discussed earlier, relates to the bond that a child feels with their primary caregiver. Research has shown that the attachment style (secure, anxious, or avoidant) formed as a child influences adult romantic relationships. Other research shows that adolescents who feel like they have a reliable relationship with their parents feel more connection and attraction in their adult romantic relationships (Seiffge-Krenke, Shulman, & Kiessinger, 2001). Aside from attachment, which stems more from individual experiences as a child, relationship values, which stem more from societal expectations and norms, also affect romantic attraction.

We can see the important influence that communication has on the way we perceive relationships by examining the ways in which relational values have changed over recent decades. Over the course of the twentieth century, for example, the preference for chastity as a valued part of relationship selection decreased significantly. While people used to indicate that it was very important that the person they partner with not have had any previous sexual partners, today people list several characteristics they view as more important in mate selection (Segrin & Flora, 2005). In addition, characteristics like income and cooking/housekeeping skills were once more highly rated as qualities in a potential mate. Today, mutual attraction and love are the top mate-selection values.

In terms of mutual attraction, over the past sixty years, men and women have more frequently reported that physical attraction is an important aspect of mate selection. But what characteristics lead to physical attraction? Despite the saying that “beauty is in the eye of the beholder,” there is much research that indicates body and facial symmetry are the universal basics of judging attractiveness. Further, the matching hypothesis states that people with similar levels of attractiveness will pair together despite the fact that people may idealize fitness models or celebrities who appear very attractive (Walster et al., 1966). However, judgments of attractiveness are also communicative and not just physical. Other research has shown that verbal and nonverbal expressiveness are judged as attractive, meaning that a person’s ability to communicate in an engaging and dynamic way may be able to supplement for some lack of physical attractiveness. In order for a relationship to be successful, the people in it must be able to function with each other on a day-to-day basis, once the initial attraction stage is over. Similarity in preferences for fun activities and hobbies like attending sports and cultural events, relaxation, television and movie tastes, and socializing were correlated to more loving and well-maintained relationships. Similarity in role preference means that couples agree whether one or the other or both of them should engage in activities like indoor and outdoor housekeeping, cooking, and handling the finances and shopping. Couples who were not similar in these areas reported more conflict in their relationship (Segrin & Flora, 2005).

Getting Critical: Arranged Marriages

Although romantic love is considered a precursor to marriage in Western societies, this is not the case in other cultures. As was noted earlier, mutual attraction and love are the most important factors in mate selection in research conducted in the United States. In some other countries, like China, India, and Iran, mate selection is primarily decided by family members and may be based on the evaluation of a potential partner's health, financial assets, social status, or family connections. In some cases, families make financial arrangements to ensure the marriage takes place. Research on marital satisfaction of people in autonomous (self-chosen) marriages and arranged marriages has been mixed, but a recent study found that there was no significant difference in marital satisfaction between individuals in marriages of choice in the United States and those in arranged marriages in India (Myers, Madathil, & Tingle, 2005). While many people undoubtedly question whether a person can be happy in an arranged marriage, in more collectivistic (group-oriented) societies, accommodating family wishes may be more important than individual preferences. Rather than love leading up to a marriage, love is expected to grow as partners learn more about each other and adjust to their new lives together once married.

1. Do you think arranged marriages are ethical? Why or why not?
2. Try to step back and view both types of marriages from an outsider's perspective. The differences between the two types of marriage are fairly clear, but in what ways are marriages of choice and arranged marriages similar?
3. List potential benefits and drawbacks of marriages of choice and arranged marriages.

Love and Sexuality in Romantic Relationships

When most of us think of romantic relationships, we think about love. However, love did not need to be a part of a relationship for it to lead to marriage until recently. In fact, marriages in some cultures are still arranged based on pedigree (family history) or potential gain in money or power for the couple's families. Today, love often doesn't lead directly to a partnership, given that most people don't partner with their first love. Love, like all emotions, varies in intensity and is an important part of our interpersonal communication.

To better understand love, we can make a distinction between passionate love and companionate love (Hendrick & Hendrick, 2000). Passionate love entails an emotionally charged engagement between two people that can be both exhilarating and painful. For example, the thrill of falling for someone can be exhilarating, but feelings of vulnerability or anxiety that the love may not be reciprocated can be painful. Companionate love is affection felt between two people whose lives are interdependent. For example, romantic partners may come to find a stable and consistent love in their shared time and activities together. The main idea behind this distinction is that relationships that are based primarily on passionate love will terminate unless the passion cools overtime into a more enduring and stable companionate love. This doesn't mean that passion must completely die out for a relationship to be successful long term. In fact, a lack of passion could lead to boredom or dissatisfaction. Instead, many people enjoy the thrill of occasional passion in their relationship but may take solace in the security of a love that is more stable. While companionate love can also exist in close relationships with friends and family members, passionate love is often tied to sexuality present in romantic relationships.

There are many ways in which sexuality relates to romantic relationships and many opinions about the role that sexuality should play in relationships, but this discussion focuses on the role of sexuality in attraction and relational satisfaction. Compatibility in terms of sexual history and attitudes toward sexuality are more important predictors of relationship formation. For example, if a person finds out that a romantic interest has had a more extensive sexual history than their own, they may not feel compatible, which could lessen attraction (Sprecher & Regan, 2000). Once together, considerable research suggests that a couple's sexual satisfaction and relationship satisfaction are linked such that sexually satisfied individuals report a higher quality relationship, including more love for their partner and more security in the future success of their relationship (Sprecher & Regan, 2000). While sexual activity often strengthens emotional bonds between romantic couples, it is clear that romantic emotional bonds can form in the absence of sexual activity and sexual activity is not the sole predictor of relational satisfaction. In fact, sexual communication may play just as important a role as sexual activity. Sexual communication deals with the initiation or refusal of sexual activity and communication about sexual likes and dislikes (Sprecher & Regan, 2000). For example, a sexual communication could involve a couple discussing a decision to abstain from sexual activity until a certain level of closeness or relational milestone (like marriage) has been reached. Sexual communication could also involve talking about sexual likes and dislikes. Sexual conflict can result when couples disagree over frequency or type of sexual activities. Sexual conflict can also result from jealousy if one person believes their partner is focusing sexual thoughts or activities outside of the relationship. While we will discuss jealousy and cheating more in the section on the dark side of relationships, it is clear that love and sexuality play important roles in our romantic relationships.

Romantic Relationships and Social Networks

Social networks influence all our relationships but have gotten special attention in research on romantic relations. Romantic relationships are not separate from other interpersonal connections to friends and family. Is it better for a couple to share friends, have their own friends, or attempt a balance between the two? Overall, research shows that shared social networks are one of the strongest predictors of whether or not a relationship will continue or terminate.

Network overlap refers to the number of shared associations, including friends and family, that a couple has (Milardo & Helms-Erikson, 2000). For example, if Dan and Shereece are both close with Dan's sister Bernadette, and all three of them are friends with Kory, then those relationships completely overlap (Figure 7.4.1).

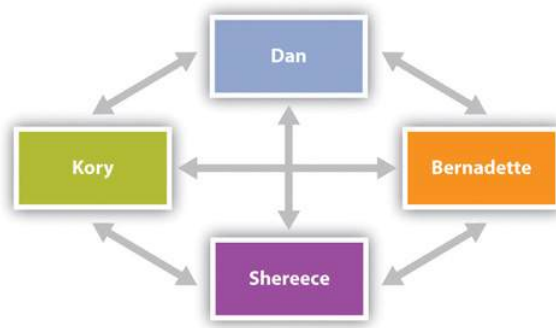


Figure 7.4.1: Social Network Overlap

Network overlap creates some structural and interpersonal elements that affect relational outcomes. Friends and family who are invested in both relational partners may be more likely to support the couple when one or both parties need it. In general, having more points of connection to provide instrumental support through the granting of favors or emotional support in the form of empathetic listening and validation during times of conflict can help a couple manage common stressors of relationships that may otherwise lead a partnership to deteriorate (Milardo & Helms-Erikson, 2000).

In addition to providing a supporting structure, shared associations can also help create and sustain a positive relational culture. For example, mutual friends of a couple may validate the relationship by discussing the partners as a “couple” or “pair” and communicate their approval of the relationship to the couple separately or together, which creates and maintains a connection (Milardo & Helms-Erikson, 2000). Being in the company of mutual friends also creates positive feelings between the couple, as their attention is taken away from the mundane tasks of work and family life. Imagine Dan and Shereece host a board-game night with a few mutual friends in which Dan wows the crowd with charades, and Kory says to Shereece, “Wow, he’s really on tonight. It’s so fun to hang out with you two.” That comment may refocus attention onto the mutually attractive qualities of the pair and validate their continued interdependence.

Getting Plugged In: Online Dating

It is becoming more common for people to initiate romantic relationships through the Internet, and online dating sites are big business, bringing in \$470 million a year (Madden & Lenhart, 2006). Whether it’s through sites like Match.com or OkCupid.com or through chat rooms or social networking, people are taking advantage of some of the conveniences of online dating. But what are the drawbacks?

1. What are the advantages and disadvantages of online dating?
2. What advice would you give a friend who is considering using online dating to help him or her be a more competent communicator?

Interdependence and relationship networks can also be illustrated through the theory of triangles (Figure 7.4.2), which examines the relationship between three domains of activity: the primary partnership (corner 1), the inner self (corner 2), and important outside interests (corner 3) (Marks, 1986).

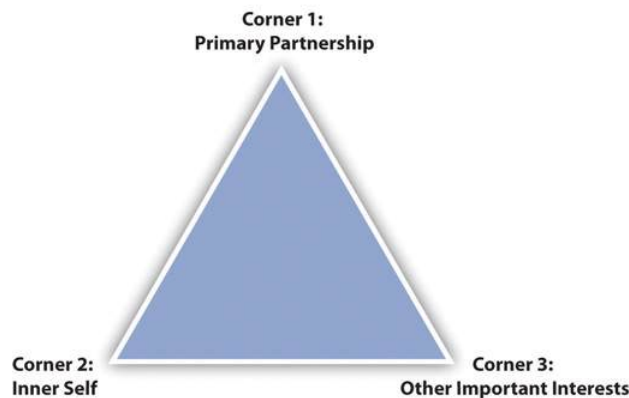


Figure 7.4.2: Social Network Overlap

All of the corners interact with each other, but it is the third corner that connects the primary partnership to an extended network. For example, the inner self (corner 2) is enriched by the primary partnership (corner 1) but also gains from associations that provide support or a chance for shared activities or recreation (corner 3) that help affirm a person's self-concept or identity. Additionally, the primary partnership (corner 1) is enriched by the third-corner associations that may fill gaps not met by the partnership. When those gaps are filled, a partner may be less likely to focus on what they're missing in their primary relationship. However, the third corner can also produce tension in a relationship if, for example, the other person in a primary partnership feels like they are competing with their partner's third-corner relationships. During times of conflict, one or both partners may increase their involvement in their third corner, which may have positive or negative effects. A strong romantic relationship is good, but research shows that even when couples are happily married they reported loneliness if they were not connected to friends. While the dynamics among the three corners change throughout a relationship, they are all important.

Key Takeaways

- Romantic relationships include dating, cohabitating, and partnered couples.
- Family background, values, physical attractiveness, and communication styles influence our attraction to and selection of romantic partners.
- Passionate, companionate, and romantic love and sexuality influence relationships.
- Network overlap is an important predictor of relational satisfaction and success.

Exercises

1. In terms of romantic attraction, which adage do you think is more true and why? "Birds of a feather flock together" or "Opposites attract."
2. List some examples of how you see passionate and companionate love play out in television shows or movies. Do you think this is an accurate portrayal of how love is experienced in romantic relationships? Why or why not?
3. Social network overlap affects a romantic relationship in many ways. What are some positives and negatives of network overlap?

References

- Hendrick, S. S. and Clyde Hendrick, "Romantic Love," in *Close Relationships: A Sourcebook*, eds. Clyde Hendrick and Susan S. Hendrick (Thousand Oaks, CA: Sage, 2000), 204–5.
- Madden, M. and Amanda Lenhart, "Online Dating," *Pew Internet and American Life Project*, March 5, 2006, accessed September 13, 2011, www.pewinternet.org/~media/..Dating.pdf.pdf.
- Marks, S. R., *Three Corners: Exploring Marriage and the Self* (Lexington, MA: Lexington Books, 1986), 5.
- Milardo, R. M. and Heather Helms-Erikson, "Network Overlap and Third-Party Influence in Close Relationships," in *Close Relationships: A Sourcebook*, eds. Clyde Hendrick and Susan S. Hendrick (Thousand Oaks, CA: Sage, 2000), 33.
- Myers, J. E., Jayamala Madathil, and Lynne R. Tingle, "Marriage Satisfaction and Wellness in India and the United States: A Preliminary Comparison of Arranged Marriages and Marriages of Choice," *Journal of Counseling and Development* 83 (2005): 183–87.
- Segrin, C. and Jeanne Flora, *Family Communication* (Mahwah, NJ: Lawrence Erlbaum, 2005), 106.

- Seiffge-Krenke, I., Shmuel Shulman, and Nicolai Kiessinger, “Adolescent Precursors of Romantic Relationships in Young Adulthood,” *Journal of Social and Personal Relationships* 18, no. 3 (2001): 327–46.
- Sprecher, S. and Pamela C. Regan, “Sexuality in a Relational Context,” in *Close Relationships: A Sourcebook*, eds. Clyde Hendrick and Susan S. Hendrick (Thousand Oaks, CA: Sage, 2000), 217–19.
- Walster, E., Vera Aronson, Darcy Abrahams, and Leon Rottman, “Importance of Physical Attractiveness in Dating Behavior,” *Journal of Personality and Social Psychology* 4, no. 5 (1966): 508–16.

This page titled [7.4: Romantic Relationships](#) is shared under a [CC BY-NC-SA 3.0](#) license and was authored, remixed, and/or curated by [Anonymous](#) via [source content](#) that was edited to the style and standards of the LibreTexts platform; a detailed edit history is available upon request.

7.5: Relationships at Work

Learning Objectives

1. List the different types of workplace relationships.
2. Describe the communication patterns in the supervisor-subordinate relationship.
3. Describe the different types of peer coworker relationships.
4. Evaluate the positives and negatives of workplace romances.

Although some careers require less interaction than others, all jobs require interpersonal communication skills. Shows like *The Office* and *The Apprentice* offer glimpses into the world of workplace relationships. These humorous examples often highlight the dysfunction that can occur within a workplace. Since many people spend as much time at work as they do with their family and friends, the workplace becomes a key site for relational development. The workplace relationships we'll discuss in this section include supervisor-subordinate relationships, workplace friendships, and workplace romances (Sias, 2009).

Supervisor-Subordinate Relationships

Given that most workplaces are based on hierarchy, it is not surprising that relationships between supervisors and their subordinates develop (Sias, 2009). The supervisor-subordinate relationship can be primarily based in mentoring, friendship, or romance and includes two people, one of whom has formal authority over the other. In any case, these relationships involve some communication challenges and rewards that are distinct from other workplace relationships.

Information exchange is an important part of any relationship, whether it is self-disclosure about personal issues or disclosing information about a workplace to a new employee. Supervisors are key providers of information, especially for newly hired employees who have to negotiate through much uncertainty as they are getting oriented. The role a supervisor plays in orienting a new employee is important, but it is not based on the same norm of reciprocity that many other relationships experience at their onset. On a first date, for example, people usually take turns communicating as they learn about each other. Supervisors, on the other hand, have information power because they possess information that the employees need to do their jobs. The imbalanced flow of communication in this instance is also evident in the supervisor's role as evaluator. Most supervisors are tasked with giving their employees formal and informal feedback on their job performance. In this role, positive feedback can motivate employees, but what happens when a supervisor has negative feedback? Research shows that supervisors are more likely to avoid giving negative feedback if possible, even though negative feedback has been shown to be more important than positive feedback for employee development. This can lead to strains in a relationship if behavior that is in need of correcting persists, potentially threatening the employer's business and the employee's job.

We're all aware that some supervisors are better than others and may have even experienced working under good and bad bosses. So what do workers want in a supervisor? Research has shown that employees more positively evaluate supervisors when they are of the same gender and race (Sias, 2009). This isn't surprising, given that we've already learned that attraction is often based on similarity. In terms of age, however, employees prefer their supervisors be older than them, which is likely explained by the notion that knowledge and wisdom come from experience built over time. Additionally, employees are more satisfied with supervisors who exhibit a more controlling personality than their own, likely because of the trust that develops when an employee can trust that their supervisor can handle his or her responsibilities. Obviously, if a supervisor becomes coercive or is an annoying micromanager, the controlling has gone too far. High-quality supervisor-subordinate relationships in a workplace reduce employee turnover and have an overall positive impact on the organizational climate (Sias, 2005). Another positive effect of high-quality supervisor-subordinate relationships is the possibility of mentoring.

The mentoring relationship can be influential in establishing or advancing a person's career, and supervisors are often in a position to mentor select employees. In a mentoring relationship, one person functions as a guide, helping another navigate toward career goals (Sias, 2009). Through workplace programs or initiatives sponsored by professional organizations, some mentoring relationships are formalized. Informal mentoring relationships develop as shared interests or goals bring two people together. Unlike regular relationships between a supervisor and subordinate that focus on a specific job or tasks related to a job, the mentoring relationship is more extensive. In fact, if a mentoring relationship succeeds, it is likely that the two people will be separated as the mentee is promoted within the organization or accepts a more advanced job elsewhere—especially if the mentoring relationship was formalized. Mentoring relationships can continue in spite of geographic distance, as many mentoring tasks can be

completed via electronic communication or through planned encounters at conferences or other professional gatherings. Supervisors aren't the only source of mentors, however, as peer coworkers can also serve in this role.

Workplace Friendships

Relationships in a workplace can range from someone you say hello to almost daily without knowing her or his name, to an acquaintance in another department, to your best friend that you go on vacations with. We've already learned that proximity plays an important role in determining our relationships, and most of us will spend much of our time at work in proximity to and sharing tasks with particular people. However, we do not become friends with all our coworkers.

As with other relationships, perceived similarity and self-disclosure play important roles in workplace relationship formation. Most coworkers are already in close proximity, but they may break down into smaller subgroups based on department, age, or even whether or not they are partnered or have children (Sias, 2005). As individuals form relationships that extend beyond being acquaintances at work, they become peer coworkers. A peer coworker relationship refers to a workplace relationship between two people who have no formal authority over the other and are interdependent in some way. This is the most common type of interpersonal workplace relationship, given that most of us have many people we would consider peer coworkers and only one supervisor (Sias, 2005).

Peer coworkers can be broken down into three categories: information, collegial, and special peers (Sias, 2005). Information peers communicate about work-related topics only, and there is a low level of self-disclosure and trust. These are the most superficial of the peer coworker relationships, but that doesn't mean they are worthless. Almost all workplace relationships start as information peer relationships. As noted, information exchange is an important part of workplace relationships, and information peers can be very important in helping us through the day-to-day functioning of our jobs. We often form information peers with people based on a particular role they play within an organization. Communicating with a union representative, for example, would be an important information-based relationship for an employee. Collegial peers engage in more self-disclosure about work and personal topics and communicate emotional support. These peers also provide informal feedback through daily conversations that help the employee develop a professional identity (Sias, 2009). In an average-sized workplace, an employee would likely have several people they consider collegial peers. Special peers have high levels of self-disclosure with relatively few limitations and are highly interdependent in terms of providing emotional and professional support for one another (Kram & Isabella, 1985). Special peer relationships are the rarest and mirror the intimate relationships we might have with a partner, close sibling, or parent. As some relationships with information peers grow toward collegial peers, elements of a friendship develop.



Figure 7.5.1: Having coworkers who are also friends enhances information exchange and can lead to greater job satisfaction. Chris Hunkeler – [Three Coworkers](#) – CC BY-SA 2.0.

Even though we might not have a choice about whom we work with, we do choose who our friends at work will be. Coworker relationships move from strangers to friends much like other friendships. Perceived similarity may lead to more communication about workplace issues, which may lead to self-disclosure about non-work-related topics, moving a dyad from acquaintances to friends. Coworker friendships may then become closer as a result of personal or professional problems. For example, talking about family or romantic troubles with a coworker may lead to increased closeness as self-disclosure becomes deeper and more personal. Increased time together outside of work may also strengthen a workplace friendship (Sias & Cahill, 1998). Interestingly, research

has shown that close friendships are more likely to develop among coworkers when they perceive their supervisor to be unfair or unsupportive. In short, a bad boss apparently leads people to establish closer friendships with coworkers, perhaps as a way to get the functional and relational support they are missing from their supervisor.

Friendships between peer coworkers have many benefits, including making a workplace more intrinsically rewarding, helping manage job-related stress, and reducing employee turnover. Peer friendships may also supplement or take the place of more formal mentoring relationships (Sias & Cahill, 1998). Coworker friendships also serve communicative functions, creating an information chain, as each person can convey information they know about what's going on in different areas of an organization and let each other know about opportunities for promotion or who to avoid. Friendships across departmental boundaries in particular have been shown to help an organization adapt to changing contexts. Workplace friendships may also have negative effects. Obviously information chains can be used for workplace gossip, which can be unproductive. Additionally, if a close friendship at work leads someone to continue to stay in a job that they don't like for the sake of the friendship, then the friendship is not serving the interests of either person or the organization. Although this section has focused on peer coworker friendships, some friendships have the potential to develop into workplace romances.

Romantic Workplace Relationships

Workplace romances involve two people who are emotionally and physically attracted to one another (Sias, 2009). We don't have to look far to find evidence that this relationship type is the most controversial of all the workplace relationships. For example, the president of the American Red Cross was fired in 2007 for having a personal relationship with a subordinate. That same year, the president of the World Bank resigned after controversy over a relationship with an employee (Boyd, 2010). So what makes these relationships so problematic?

Some research supports the claim that workplace romances are bad for business, while other research claims workplace romances enhance employee satisfaction and productivity. Despite this controversy, workplace romances are not rare or isolated, as research shows 75 to 85 percent of people are affected by a romantic relationship at work as a participant or observer (Sias, 2009). People who are opposed to workplace romances cite several common reasons. More so than friendships, workplace romances bring into the office emotions that have the potential to become intense. This doesn't mesh well with a general belief that the workplace should not be an emotional space. Additionally, romance brings sexuality into workplaces that are supposed to be asexual, which also creates a gray area in which the line between sexual attraction and sexual harassment is blurred (Sias, 2009). People who support workplace relationships argue that companies shouldn't have a say in the personal lives of their employees and cite research showing that workplace romances increase productivity. Obviously, this is not a debate that we can settle here. Instead, let's examine some of the communicative elements that affect this relationship type.

Individuals may engage in workplace romances for many reasons, three of which are job motives, ego motives, and love motives (Sias, 2009). Job motives include gaining rewards such as power, money, or job security. Ego motives include the "thrill of the chase" and the self-esteem boost one may get. Love motives include the desire for genuine affection and companionship. Despite the motives, workplace romances impact coworkers, the individuals in the relationship, and workplace policies. Romances at work may fuel gossip, especially if the couple is trying to conceal their relationship. This could lead to hurt feelings, loss of trust, or even jealousy. If coworkers perceive the relationship is due to job motives, they may resent the appearance of favoritism and feel unfairly treated. The individuals in the relationship may experience positive effects such as increased satisfaction if they get to spend time together at work and may even be more productive. Romances between subordinates and supervisors are more likely to slow productivity. If a relationship begins to deteriorate, the individuals may experience more stress than other couples would, since they may be required to continue to work together daily.

Over the past couple decades, there has been a national discussion about whether or not organizations should have policies related to workplace relationships, and there are many different opinions. Company policies range from complete prohibition of romantic relationships, to policies that only specify supervisor-subordinate relationships as off-limits, to policies that don't prohibit but discourage love affairs in the workplace (Sias, 2009). One trend that seeks to find middle ground is the "love contract" or "dating waiver" (Boyd, 2010). This requires individuals who are romantically involved to disclose their relationship to the company and sign a document saying that it is consensual and they will not engage in favoritism. Some businesses are taking another route and encouraging workplace romances. Southwest Airlines, for example, allows employees of any status to date each other and even allows their employees to ask passengers out on a date. Other companies like AT&T and Ben and Jerry's have similar open policies (Boyd, 2010).

Key Takeaways

- The supervisor-subordinate relationship includes much information exchange that usually benefits the subordinate. However, these relationships also have the potential to create important mentoring opportunities.
- Peer coworker relationships range from those that are purely information based to those that are collegial and include many or all of the dimensions of a friendship.
- Workplace romances are controversial because they bring the potential for sexuality and intense emotions into the workplace, which many people find uncomfortable. However, research has shown that these relationships also increase employee satisfaction and productivity in some cases.

Exercises

1. Describe a relationship that you have had where you were either the mentor or the mentee. How did the relationship form? What did you and the other person gain from the relationship?
2. Think of a job you have had and try to identify someone you worked with who fit the characteristics of an information and a collegial peer. Why do you think the relationship with the information peer didn't grow to become a collegial peer? What led you to move from information peer to collegial peer with the other person? Remember that special peers are the rarest, so you may not have an experience with one. If you do, what set this person apart from other coworkers that led to such a close relationship?
3. If you were a business owner, what would your policy on workplace romances be and why?

References

- Boyd, C., "The Debate over the Prohibition of Romance in the Workplace," *Journal of Business Ethics* 97 (2010): 325.
- Kram, K. E. and L. A. Isabella, "Mentoring Alternatives: The Role of Peer Relationships in Career Development," *Academy of Management Journal* 28, no. 20 (1985): 110–32.
- Sias, P. M., *Organizing Relationships: Traditional and Emerging Perspectives on Workplace Relationships* (Los Angeles, CA: Sage, 2009), 2.
- Sias, P. M., "Workplace Relationship Quality and Employee Information Experiences," *Communication Studies* 56, no. 4 (2005): 377.
- Sias, P. M. and Daniel J. Cahill, "From Coworkers to Friends: The Development of Peer Friendships in the Workplace," *Western Journal of Communication* 62, no. 3 (1998): 287.

This page titled [7.5: Relationships at Work](#) is shared under a [CC BY-NC-SA 3.0](#) license and was authored, remixed, and/or curated by [Anonymous](#) via [source content](#) that was edited to the style and standards of the LibreTexts platform; a detailed edit history is available upon request.

7.6: The Dark Side of Relationships

Learning Objectives

1. Define the dark side of relationships.
2. Explain how lying affects relationships.
3. Explain how sexual and emotional cheating affects relationships.
4. Define the various types of interpersonal violence and explain how they are similar and different.

In the course of a given day, it is likely that we will encounter the light and dark sides of interpersonal relationships. So what constitutes the dark side of relationships? There are two dimensions of the dark side of relationships: one is the degree to which something is deemed acceptable or not by society; the other includes the degree to which something functions productively to improve a relationship or not (Spitzberg & Cupach, 2007). These dimensions become more complicated when we realize that there can be overlap between them, meaning that it may not always be easy to identify something as exclusively light or dark.

Some communication patterns may be viewed as appropriate by society but still serve a relationally destructive function. Our society generally presumes that increased understanding of a relationship and relational partner would benefit the relationship. However, numerous research studies have found that increased understanding of a relationship and relational partner may be negative. In fact, by avoiding discussing certain topics that might cause conflict, some couples create and sustain positive illusions about their relationship that may cover up a darker reality. Despite this, the couple may report that they are very satisfied with their relationship. In this case, the old saying “ignorance is bliss” seems appropriate. Likewise, communication that is presumed inappropriate by society may be productive for a given relationship (Spitzberg & Cupach, 2007). For example, our society ascribes to an ideology of openness that promotes honesty. However, as we will discuss more next, honesty may not always be the best policy. Lies intended to protect a relational partner (called altruistic lies) may net an overall positive result improving the functioning of a relationship.

Lying

It’s important to start off this section by noting that lying doesn’t always constitute a “dark side” of relationships. Although many people have a negative connotation of lying, we have all lied or concealed information in order to protect the feelings of someone else. One research study found that only 27 percent of the participants agreed that a successful relationship must include complete honesty, which shows there is an understanding that lying is a communicative reality in all relationships (Spitzberg & Cupach, 2007). Given this reality, it is important to understand the types of lies we tell and the motivations for and consequences of lying.

We tend to lie more during the initiating phase of a relationship (Knapp, 2006). At this time, people may lie about their personality, past relationships, income, or skill sets as they engage in impression management and try to project themselves as likable and competent. For example, while on a first date, a person may lie and say they recently won an award at work. People sometimes rationalize these lies by exaggerating something that actually happened. So perhaps this person did get recognized at work, but it wasn’t actually an award. Lying may be more frequent at this stage, too, because the two people don’t know each other, meaning it’s unlikely the other person would have any information that would contradict the statement or discover the lie. Aside from lying to make ourselves look better, we may also lie to make someone else feel better. Although trustworthiness and honesty have been listed by survey respondents as the most desired traits in a dating partner, total honesty in some situations could harm a relationship (Knapp, 2006). Altruistic lies are lies told to build the self-esteem of our relational partner, communicate loyalty, or bend the truth to spare someone from hurtful information. Part of altruistic lying is telling people what they want to hear. For example, you might tell a friend that his painting is really pretty when you don’t actually see the merit of it, or tell your mom you enjoyed her meatloaf when you really didn’t. These other-oriented lies may help maintain a smooth relationship, but they could also become so prevalent that the receiver of the lies develops a skewed self-concept and is later hurt. If your friend goes to art school only to be heavily critiqued, did your altruistic lie contribute to that?



Figure 7.6.1: Some lies are meant to protect someone or make someone feel better. Pamela Jackson – [crossed fingers](#) – CC BY-NC-ND 2.0.

As we grow closer to someone, we lie less frequently, and the way we go about lying also changes. In fact, it becomes more common to conceal information than to verbally deceive someone outright. We could conceal information by avoiding communication about subjects that could lead to exposure of the lie. When we are asked a direct question that could expose a lie, we may respond equivocally, meaning we don't really answer a question (Knapp, 2006). When we do engage in direct lying in our close relationships, there may be the need to tell supplemental lies to maintain the original lie. So what happens when we suspect or find out that someone is lying?

Research has found that we are a little better at detecting lies than random chance, with an average of about 54 percent detection (Knapp, 2006). In addition, couples who had been together for an average of four years were better at detecting lies in their partner than were friends they had recently made (Comadena, 1982). This shows that closeness can make us better lie detectors. But closeness can also lead some people to put the relationship above the need for the truth, meaning that a partner who suspects the other of lying might intentionally avoid a particular topic to avoid discovering a lie. Generally, people in close relationships also have a truth bias, meaning they think they know their relational partners and think positively of them, which predisposes them to believe their partner is telling the truth. Discovering lies can negatively affect both parties and the relationship as emotions are stirred up, feelings are hurt, trust and commitment are lessened, and perhaps revenge is sought.

Sexual and Emotional Cheating

Extradyadic romantic activity (ERA) includes sexual or emotional interaction with someone other than a primary romantic partner. Given that most romantic couples aim to have sexually exclusive relationships, ERA is commonly referred to as *cheating* or *infidelity* and viewed as destructive and wrong. Despite this common sentiment, ERA is not a rare occurrence. Comparing data from more than fifty research studies shows that about 30 percent of people report that they have cheated on a romantic partner, and there is good reason to assume that the actual number is higher than that (Tafoya & Spitzberg, 2007).

Although views of what is considered “cheating” vary among cultures and individual couples, sexual activity outside a primary partnership equates to cheating for most. Emotional infidelity is more of a gray area. While some individuals who are secure in their commitment to their partner may not be bothered by their partner's occasional flirting, others consider a double-glance by a partner at another attractive person a violation of the trust in the relationship. You only have to watch a few episodes of *The Jerry Springer Show* to see how actual or perceived infidelity can lead to jealousy, anger, and potentially violence. While research supports the general belief that infidelity leads to conflict, violence, and relational dissatisfaction, it also shows that there is a small percentage of relationships that are unaffected or improve following the discovery of infidelity (Spitzberg & Cupach, 2007). This again shows the complexity of the dark side of relationships.

The increase in technology and personal media has made extradyadic relationships somewhat easier to conceal, since smartphones and laptops can be taken anywhere and people can communicate to fulfill emotional and/or sexual desires. In some cases, this may only be to live out a fantasy and may not extend beyond electronic communication. But is sexual or emotional computer-mediated communication considered cheating? You may recall the case of former Congressman Anthony Weiner, who resigned his position in the US House of Representatives after it was discovered that he was engaging in sexually explicit communication with people

using Twitter, Facebook, and e-mail. The view of this type of communication as a dark side of relationships is evidenced by the pressure put on Weiner to resign. So what leads people to engage in ERA? Generally, ERA is triggered by jealousy, sexual desire, or revenge (Tafuya & Spitzberg, 2007).

Jealousy, as we will explore more later, is a complicated part of the emotional dark side of interpersonal relationships. Jealousy may also motivate or justify ERA. Let's take the following case as an example. Julie and Mohammed have been together for five years. Mohammed's job as a corporate communication consultant involves travel to meet clients and attend conferences. Julie starts to become jealous when she meets some of Mohammed's new young and attractive coworkers. Julie's jealousy builds as she listens to Mohammed talk about the fun he had with them during his last business trip. The next time Mohammed goes out of town, Julie has a one-night-stand and begins to drop hints about it to Mohammed when he returns. In this case, Julie is engaging in counterjealousy induction—meaning she cheated on Mohammed in order to elicit in him the same jealousy she feels. She may also use jealousy as a justification for her ERA, claiming that the jealous state induced by Mohammed's behavior caused her to cheat.

Sexual desire can also motivate or be used to justify ERA. Individuals may seek out sexual activity to boost their self-esteem or prove sexual attractiveness. In some cases, sexual incompatibility with a partner such as different sex drives or sexual interests can motivate or be used to justify ERA. Men and women may seek out sexual ERA for the thrill of sexual variety, and affairs can have short-term positive effects on emotional states as an individual relives the kind of passion that often sparks at the beginning of a relationship (Buunk & Dijkstra, 2006). However, the sexual gratification and emotional exhilaration of an affair can give way to a variety of negative consequences for psychological and physical health. In terms of physical health, increased numbers of sexual partners increases one's risk for contracting sexually transmitted infections (STIs) and may increase the chance for unplanned pregnancy. While sexual desire is a strong physiological motive for ERA, revenge is a strong emotional motive.

Engaging in ERA to get revenge may result from a sense of betrayal by a partner and a desire to get back at them. In some cases, an individual may try to make the infidelity and the revenge more personal by engaging in ERA with a relative, friend, or ex of their partner. In general, people who would engage in this type of behavior are predisposed to negative reciprocity as a way to deal with conflict and feel like getting back at someone is the best way to get justice. Whether it is motivated by jealousy, sexual desire, or revenge, ERA has the potential to stir up emotions from the dark side of relationships. Emotionally, anxiety about being "found out" and feelings of guilt and shame by the person who had the affair may be met with feelings of anger, jealousy, or betrayal from the other partner.

Anger and Aggression

We only have to look at some statistics to get a startling picture of violence and aggression in our society: 25 percent of workers are chronically angry; 60 percent of people experience hurt feelings more than once a month; 61 percent of children have experienced rejection at least once in the past month; 25 percent of women and 16 percent of men have been stalked; 46 percent of children have been hit, shoved, kicked, or tripped in the past month; and nearly two million people report being the victim of workplace violence each year (Spitzberg & Cupach, 2007; Occupational Safety and Health and Safety Administration, 2011). Violence and abuse definitely constitute a dark side of interpersonal relationships. Even though we often focus on the physical aspects of violence, communication plays an important role in contributing to, preventing, and understanding interpersonal violence. Unlike violence that is purely situational, like a mugging, interpersonal violence is constituted within ongoing relationships, and it is often not an isolated incident (Johnson, 2006). Violence occurs in all types of relationships, but our discussion focuses on intimate partner violence and family violence.

Intimate partner violence (IPV) refers to physical, verbal, and emotional violence that occurs between two people who are in or were recently in a romantic relationship. In order to understand the complexity of IPV, it is important to understand that there are three types: intimate terrorism, violent resistance, and situational couple violence (Johnson, 2006). While control is often the cause of violence, it is usually short-term control (e.g., a threat to get you to turn over your money during a mugging). In intimate terrorism (IT), one partner uses violence to have general control over the other. The quest for control takes the following forms: economic abuse by controlling access to money; using children by getting them on the abuser's side and turning them against the abused partner or threatening to hurt or take children away; keeping the abused partner in isolation from their friends and family; and emotional abuse by degrading self-esteem and intimidating the other partner.

Violent resistance (VR) is another type of violence between intimate partners and is often a reaction or response to intimate terrorism (IT). The key pattern in VR is that the person resisting uses violence as a response to a partner that is violent and controlling; however, the resistor is not attempting to control. In short, VR is most often triggered by living with an intimate terrorist. There are very clear and established gender influences on these two types of violence. The overwhelming majority of IT

violence is committed by men and directed toward women, and most VR is committed by women and directed at men who are intimate terrorists. Statistics on violence show that more than one thousand women a year are killed by their male partners, while three hundred men are killed by their female partners, mostly as an act of violent resistance to ongoing intimate terrorism (Johnson, 2006). The influence of gender on the third type of IPV is not as uneven.

Situational couple violence (SCV) is the most common type of IPV and does not involve a quest for control in the relationship. Instead, SCV is provoked by a particular situation that is emotional or difficult that leads someone to respond or react with violence. SCV can play out in many ways, ranging from more to less severe and isolated to frequent. Even if SCV is frequent and severe, the absence of a drive for control distinguishes it from intimate terrorism. This is the type of violence we most often imagine when we hear the term *domestic violence*. However, domestic violence doesn't capture the various ways that violence plays out between people, especially the way intimate terrorism weaves its way into all aspects of a relationship. Domestic violence also includes other types of abuse such as child-to-parent abuse, sibling abuse, and elder abuse.

Child abuse is another type of interpersonal violence that presents a serious problem in the United States, with over one million cases confirmed yearly by Child Protective Services (Morgan & Wilson, 2007). But what are the communicative aspects of child abuse? Research has found that one interaction pattern related to child abuse is evaluation and attribution of behavior (Morgan & Wilson, 2007). As you'll recall from our earlier discussion, attributions are links we make to identify the cause of a behavior. In the case of abusive parents, they are not as able to distinguish between mistakes and intentional behaviors, often seeing honest mistakes as intended and reacting negatively to the child. Abusive parents also communicate generally negative evaluations to their child by saying, for example, "You can't do anything right!" or "You're a bad girl." When children do exhibit positive behaviors, abusive parents are more likely to use external attributions, which diminish the achievement of the child by saying, for example, "You only won because the other team was off their game." In general, abusive parents have unpredictable reactions to their children's positive and negative behavior, which creates an uncertain and often scary climate for a child. Other negative effects of child abuse include lower self-esteem and erratic or aggressive behavior. Although we most often think of children as the targets of violence, they can also be perpetrators.

Reports of adolescent-to-parent abuse are increasing, although there is no reliable statistic on how prevalent this form of domestic violence is, given that parents may be embarrassed to report it or may hope that they can handle the situation themselves without police intervention. Adolescent-to-parent abuse usually onsets between ages ten and fourteen (Eckstein, 2007). Mothers are more likely to be the target of this abuse than fathers, and when the abuse is directed at fathers, it most often comes from sons. Abusive adolescents may also direct their aggression at their siblings. Research shows that abusive adolescents are usually not reacting to abuse directed at them. Parents report that their children engage in verbal, emotional, and physical attacks in order to wear them down to get what they want.



Figure 7.6.2: Aggression and even abuse directed from child to parent is becoming more of an issue. The Mighty Tim Inconnu – [Aggressive Children](#) – CC BY 2.0.

While physical violence has great potential for causing injury or even death, psychological and emotional abuse can also be present in any relationship form. A statistic I found surprising states that almost all people have experienced at least one incident of

psychological or verbal aggression from a current or past dating partner (Dailey, Lee, & Spitzberg, 2007). Psychological abuse is most often carried out through communicative aggression, which is recurring verbal or nonverbal communication that significantly and negatively affects a person's sense of self. The following are examples of communicative aggression (Dailey, Lee, & Spitzberg, 2007):

- Degrading (humiliating, blaming, berating, name-calling)
- Physically or emotionally withdrawing (giving someone the cold shoulder, neglecting)
- Restricting another person's actions (overmonitoring/controlling money or access to friends and family)
- Dominating (bossing around, controlling decisions)
- Threatening physical harm (threatening self, relational partner, or friends/family/pets of relational partner)

While incidents of communicative aggression might not reach the level of abuse found in an intimate terrorism situation, it is a pervasive form of abuse. Even though we may view physical or sexual abuse as the most harmful, research indicates that psychological abuse can be more damaging and have more wide-ranging and persistent effects than the other types of abuse (Dailey, Lee, & Spitzberg, 2007). Psychological abuse can lead to higher rates of depression, anxiety, stress, eating disorders, and attempts at suicide. The discussion of the dark side of relationships shows us that communication can be hurtful on a variety of fronts.

"Getting Competent"

Handling Communicative Aggression at Work

Workplace bullying is a form of communicative aggression that occurs between coworkers as one employee (the bully) attempts to degrade, intimidate, or humiliate another employee (the target), and research shows that one in three adults has experienced workplace bullying (Petrecca, 2010). In fact, there is an organization called Civility Partners, LLC devoted to ending workplace bullying—you can visit their website at <http://www.noworkplacebullies.com/home>. This type of behavior has psychological and emotional consequences, but it also has the potential to damage a company's reputation and finances. While there are often mechanisms in place to help an employee deal with harassment—reporting to Human Resources for example—the situation may be trickier if the bully is your boss. In this case, many employees may be afraid to complain for fear of retaliation like getting fired, and transferring to another part of the company or getting another job altogether is a less viable option in a struggling economy. Apply the communication concepts you've learned so far to address the following questions.

1. How can you distinguish between a boss who is demanding or a perfectionist and a boss who is a bully?
2. If you were being bullied by someone at work, what would you do?

Key Takeaways

- The dark side of relationships exists in relation to the light side and includes actions that are deemed unacceptable by society at large and actions that are unproductive for those in the relationship.
- Lying does not always constitute a dark side of relationships, as altruistic lies may do more good than harm. However, the closer a relationship, the more potential there is for lying to have negative effects.
- Extradynamic romantic activity involves sexual or emotional contact with someone other than a primary romantic partner and is most often considered cheating or infidelity and can result in jealousy, anger, or aggression.
- There are three main types of intimate partner violence (IPV).
 - Intimate terrorism (IT) involves violence used to have general control over the other person.
 - Violent resistance (VR) is usually a response or reaction to violence from an intimate terrorist.
 - Situational couple violence (SCV) is the most common type of IPV and is a reaction to stressful situations and does not involve a quest for control.
- Communicative aggression is recurring verbal or nonverbal communication that negatively affects another person's sense of self and can take the form of verbal, psychological, or emotional abuse.

Exercises

1. Describe a situation in which lying affected one of your interpersonal relationships. What was the purpose of the lie and how did the lie affect the relationship?
2. How do you think technology has affected extradynamic romantic activity?

3. Getting integrated: In what ways might the “dark side of relationships” manifest in your personal relationships in academic contexts, professional contexts, and civic contexts?

References

Buunk, A. P. and Pieternel Dijkstra, “Temptation and Threat: Extradynamic Relations and Jealousy,” in *The Cambridge Handbook of Personal Relationships*, eds. Anita L. Vangelisti and Daniel Perlman (Cambridge: Cambridge University Press, 2006), 540.

Comadena, M. E., “Accuracy in Detecting Deception: Intimate and Friendship Relationships,” in *Communication Yearbook 6*, ed. M. Burgoon (Beverly Hills, CA: Sage, 1982), 446–72.

Dailey, R. M., Carmen M. Lee, and Brian H. Spitzberg, “Communicative Aggression: Toward a More Interactional View of Psychological Abuse,” in *The Dark Side of Interpersonal Communication*, eds. Brian H. Spitzberg and William R. Cupach (Mahwah, NJ: Lawrence Erlbaum Associates, 2007), 298.

Eckstein, N., “Adolescent-to-Parent Abuse: Exploring the Communicative Patterns Leading to Verbal, Physical, and Emotional Abuse,” in *The Dark Side of Interpersonal Communication*, eds. Brian H. Spitzberg and William R. Cupach (Mahwah, NJ: Lawrence Erlbaum Associates, 2007), 366.

Johnson, M. P., “Violence and Abuse in Personal Relationships: Conflict, Terror, and Resistance in Intimate Partnerships,” in *The Cambridge Handbook of Personal Relationships*, eds. Anita L. Vangelisti and Daniel Perlman (Cambridge: Cambridge University Press, 2006), 557.

Knapp, M. L., “Lying and Deception in Close Relationships,” in *The Cambridge Handbook of Personal Relationships*, eds. Anita L. Vangelisti and Daniel Perlman (Cambridge: Cambridge University Press, 2006), 519.

Morgan, W. and Steven R. Wilson, “Explaining Child Abuse as a Lack of Safe Ground,” in *The Dark Side of Interpersonal Communication*, eds. Brian H. Spitzberg and William R. Cupach (Mahwah, NJ: Lawrence Erlbaum Associates, 2007), 327.

Occupational Safety and Health and Safety Administration, “Workplace Violence,” accessed September 13, 2011, <http://www.osha.gov/SLTC/workplaceviolence>.

Petrecca, L., “Bullying by the Boss Is Common but Hard to Fix,” *USA Today*, December 27, 2010, accessed September 13, 2011, http://www.usatoday.com/money/workplace/2010-12-28-bullyboss28_CV_N.htm.

Spitzberg, B. H. and William R. Cupach, “Disentangling the Dark Side of Interpersonal Communication,” in *The Dark Side of Interpersonal Communication*, eds. Brian H. Spitzberg and William R. Cupach (Mahwah, NJ: Lawrence Erlbaum Associates, 2007), 5.

Tafoya, M. A. and Brian H. Spitzberg, “The Dark Side of Infidelity: Its Nature, Prevalence, and Communicative Functions,” in *The Dark Side of Interpersonal Communication*, eds. Brian H. Spitzberg and William R. Cupach (Mahwah, NJ: Lawrence Erlbaum Associates, 2007), 207.

This page titled [7.6: The Dark Side of Relationships](#) is shared under a [CC BY-NC-SA 3.0](#) license and was authored, remixed, and/or curated by [Anonymous](#) via [source content](#) that was edited to the style and standards of the LibreTexts platform; a detailed edit history is available upon request.

CHAPTER OVERVIEW

8: Culture and Communication

[8.1: Foundations of Culture and Identity](#)

[8.2: Exploring Specific Cultural Identities](#)

[8.3: Intercultural Communication](#)

[8.4: Intercultural Communication Competence](#)

This page titled [8: Culture and Communication](#) is shared under a [CC BY-NC-SA 3.0](#) license and was authored, remixed, and/or curated by [Anonymous](#) via [source content](#) that was edited to the style and standards of the LibreTexts platform; a detailed edit history is available upon request.

8.1: Foundations of Culture and Identity

Learning Objectives

1. Define culture.
2. Define personal, social, and cultural identities.
3. Summarize nondominant and dominant identity development.
4. Explain why difference matters in the study of culture and identity.

Culture is a complicated word to define, as there are at least six common ways that culture is used in the United States. For the purposes of exploring the communicative aspects of culture, we will define culture as the ongoing negotiation of learned and patterned beliefs, attitudes, values, and behaviors. Unpacking the definition, we can see that culture shouldn't be conceptualized as stable and unchanging. Culture is "negotiated," and as we will learn later in this chapter, culture is dynamic, and cultural changes can be traced and analyzed to better understand why our society is the way it is. The definition also points out that culture is learned, which accounts for the importance of socializing institutions like family, school, peers, and the media. Culture is patterned in that there are recognizable widespread similarities among people within a cultural group. There is also deviation from and resistance to those patterns by individuals and subgroups within a culture, which is why cultural patterns change over time. Last, the definition acknowledges that culture influences our beliefs about what is true and false, our attitudes including our likes and dislikes, our values regarding what is right and wrong, and our behaviors. It is from these cultural influences that our identities are formed.

Personal, Social, and Cultural Identities

Ask yourself the question "Who am I?" Recall from our earlier discussion of self-concept that we develop a sense of who we are based on what is reflected back on us from other people. Our parents, friends, teachers, and the media help shape our identities. While this happens from birth, most people in Western societies reach a stage in adolescence where maturing cognitive abilities and increased social awareness lead them to begin to reflect on who they are. This begins a lifelong process of thinking about who we are now, who we were before, and who we will become (Tatum, B. D., 2000). Our identities make up an important part of our self-concept and can be broken down into three main categories: personal, social, and cultural identities (see Table 8.1 "Personal, Social, and Cultural Identities").

We must avoid the temptation to think of our identities as constant. Instead, our identities are formed through processes that started before we were born and will continue after we are gone; therefore our identities aren't something we achieve or complete. Two related but distinct components of our identities are our personal and social identities (Spreckels, J. & Kotthoff, H., 2009). Personal identities include the components of self that are primarily intrapersonal and connected to our life experiences. For example, I consider myself a puzzle lover, and you may identify as a fan of hip-hop music. Our social identities are the components of self that are derived from involvement in social groups with which we are interpersonally committed.



Figure 8.1.1: Pledging a fraternity or sorority is an example of a social identity. [Adaenn](#) – CC BY-NC 2.0.

For example, we may derive aspects of our social identity from our family or from a community of fans for a sports team. Social identities differ from personal identities because they are externally organized through membership. Our membership may be voluntary (Greek organization on campus) or involuntary (family) and explicit (we pay dues to our labor union) or implicit (we purchase and listen to hip-hop music). There are innumerable options for personal and social identities. While our personal identity choices express who we are, our social identities align us with particular groups. Through our social identities, we make statements about who we are and who we are not.

Table 8.1.1: Personal, Social, and Cultural Identities

Personal	Social	Cultural
Antique Collector	Member of Historical Society	Irish American
Dog Lover	Member of Humane Society	Male/Female
Cyclist	Fraternity/Sorority Member	Greek American
Singer	High School Music Teacher	Multiracial
Shy	Book Club Member	Heterosexual
Athletic		Gay/Lesbian

Personal identities may change often as people have new experiences and develop new interests and hobbies. A current interest in online video games may give way to an interest in graphic design. Social identities do not change as often because they take more time to develop, as you must become interpersonally invested. For example, if an interest in online video games leads someone to become a member of a MMORPG, or a massively multiplayer online role-playing game community, that personal identity has led to a social identity that is now interpersonal and more entrenched. Cultural identities are based on socially constructed categories that teach us a way of being and include expectations for social behavior or ways of acting (Yep, G. A., 2002). Since we are often a part of them since birth, cultural identities are the least changeable of the three. The ways of being and the social expectations for behavior within cultural identities do change over time, but what separates them from most social identities is their historical roots (Collier, M. J., 1996). For example, think of how ways of being and acting have changed for African Americans since the civil rights movement. Additionally, common ways of being and acting within a cultural identity group are expressed through communication. In order to be accepted as a member of a cultural group, members must be acculturated, essentially learning and using a code that other group members will be able to recognize. We are acculturated into our various cultural identities in obvious and less obvious ways. We may literally have a parent or friend tell us what it means to be a man or a woman. We may also unconsciously consume messages from popular culture that offer representations of gender.

Any of these identity types can be ascribed or avowed. Ascribed identities are personal, social, or cultural identities that are placed on us by others, while avowed identities are those that we claim for ourselves (Martin & Nakayama, 2010). Sometimes people

ascribe an identity to someone else based on stereotypes. You may see a person who likes to read science-fiction books, watches documentaries, has glasses, and collects Star Trek memorabilia and label him or her a nerd. If the person doesn't avow that identity, it can create friction, and that label may even hurt the other person's feelings. But ascribed and avowed identities can match up. To extend the previous example, there has been a movement in recent years to reclaim the label *nerd* and turn it into a positive, and a nerd subculture has been growing in popularity. For example, MC Frontalot, a leader in the nerdcore hip-hop movement, says that being branded a nerd in school was terrible, but now he raps about "nerdy" things like blogs to sold-out crowds (Shipman, 2007). We can see from this example that our ascribed and avowed identities change over the course of our lives, and sometimes they match up and sometimes not.

Although some identities are essentially permanent, the degree to which we are aware of them, also known as salience, changes. The intensity with which we avow an identity also changes based on context. For example, an African American may not have difficulty deciding which box to check on the demographic section of a survey. But if an African American becomes president of her college's Black Student Union, she may more intensely avow her African American identity, which has now become more salient. If she studies abroad in Africa her junior year, she may be ascribed an identity of American by her new African friends rather than African American. For the Africans, their visitor's identity as American is likely more salient than her identity as someone of African descent. If someone is biracial or multiracial, they may change their racial identification as they engage in an identity search. One intercultural communication scholar writes of his experiences as an "Asianlatinoamerican" (Yep, 2002). He notes repressing his Chinese identity as an adolescent living in Peru and then later embracing his Chinese identity and learning about his family history while in college in the United States. This example shows how even national identity fluctuates. Obviously one can change nationality by becoming a citizen of another country, although most people do not. My identity as a US American became very salient for me for the first time in my life when I studied abroad in Sweden.

Throughout modern history, cultural and social influences have established dominant and nondominant groups (Allen, 2011). Dominant identities historically had and currently have more resources and influence, while nondominant identities historically had and currently have less resources and influence. It's important to remember that these distinctions are being made at the societal level, not the individual level. There are obviously exceptions, with people in groups considered nondominant obtaining more resources and power than a person in a dominant group. However, the overall trend is that difference based on cultural groups has been institutionalized, and exceptions do not change this fact. Because of this uneven distribution of resources and power, members of dominant groups are granted privileges while nondominant groups are at a disadvantage. The main nondominant groups must face various forms of institutionalized discrimination, including racism, sexism, heterosexism, and ableism. As we will discuss later, privilege and disadvantage, like similarity and difference, are not "all or nothing." No two people are completely different or completely similar, and no one person is completely privileged or completely disadvantaged.

Identity Development

There are multiple models for examining identity development. Given our focus on how difference matters, we will examine similarities and differences in nondominant and dominant identity formation. While the stages in this model help us understand how many people experience their identities, identity development is complex, and there may be variations. We must also remember that people have multiple identities that intersect with each other. So, as you read, think about how circumstances may be different for an individual with multiple nondominant and/or dominant identities.

Nondominant Identity Development

There are four stages of nondominant identity development (Martin & Nakayama, 2010). The first stage is unexamined identity, which is characterized by a lack of awareness of or lack of interest in one's identity. For example, a young woman who will later identify as a lesbian may not yet realize that a nondominant sexual orientation is part of her identity. Also, a young African American man may question his teachers or parents about the value of what he's learning during Black History Month. When a person's lack of interest in their own identity is replaced by an investment in a dominant group's identity, they may move to the next stage, which is conformity.

In the conformity stage, an individual internalizes or adopts the values and norms of the dominant group, often in an effort not to be perceived as different. Individuals may attempt to assimilate into the dominant culture by changing their appearance, their mannerisms, the way they talk, or even their name. Moises, a Chicano man interviewed in a research project about identities, narrated how he changed his "Mexican sounding" name to Moses, which was easier for his middle-school classmates and teachers to say (Jones Jr., 2009). He also identified as white instead of Mexican American or Chicano because he saw how his teachers treated the other kids with "brown skin." Additionally, some gay or lesbian people in this stage of identity development may try to

“act straight.” In either case, some people move to the next stage, resistance and separation, when they realize that despite their efforts they are still perceived as different by and not included in the dominant group.

In the resistance and separation stage, an individual with a nondominant identity may shift away from the conformity of the previous stage to engage in actions that challenge the dominant identity group. Individuals in this stage may also actively try to separate themselves from the dominant group, interacting only with those who share their nondominant identity. For example, there has been a Deaf culture movement in the United States for decades. This movement includes people who are hearing impaired and believe that their use of a specific language, **American Sign Language (ASL)**, and other cultural practices constitutes a unique culture, which they symbolize by capitalizing the *D* in *Deaf* (Allen, 2011).



Figure 8.1.2: Many hearing-impaired people in the United States use American Sign Language (ASL), which is recognized as an official language. Quinn Dombrowski – [ASL interpreter](#) – CC BY-SA 2.0.

While this is not a separatist movement, a person who is hearing impaired may find refuge in such a group after experiencing discrimination from hearing people. Staying in this stage may indicate a lack of critical thinking if a person endorses the values of the nondominant group without question.

The integration stage marks a period where individuals with a nondominant identity have achieved a balance between embracing their own identities and valuing other dominant and nondominant identities. Although there may still be residual anger from the discrimination and prejudice they have faced, they may direct this energy into positive outlets such as working to end discrimination for their own or other groups. Moises, the Chicano man I mentioned earlier, now works to support the Chicano community in his city and also has actively supported gay rights and women’s rights.

Dominant Identity Development

Dominant identity development consists of five stages (Martin & Nakayama, 2010). The unexamined stage of dominant identity formation is similar to nondominant in that individuals in this stage do not think about their or others’ identities. Although they may be aware of differences—for example, between races and genders—they either don’t realize there is a hierarchy that treats some people differently than others or they don’t think the hierarchy applies to them. For example, a white person may take notice that a person of color was elected to a prominent office. However, he or she may not see the underlying reason that it is noticeable—namely, that the overwhelming majority of our country’s leaders are white. Unlike people with a nondominant identity who usually have to acknowledge the positioning of their identity due to discrimination and prejudice they encounter, people with dominant identities may stay in the unexamined stage for a long time.

In the acceptance stage, a person with a dominant identity passively or actively accepts that some people are treated differently than others but doesn’t do anything internally or externally to address it. In the passive acceptance stage, we must be cautious not to blame individuals with dominant identities for internalizing racist, sexist, or heterosexist “norms.” The socializing institutions we discussed earlier (family, peers, media, religion, and education) often make oppression seem normal and natural. For example, I

have had students who struggle to see that they are in this stage say things like “I know that racism exists, but my parents taught me to be a good person and see everyone as equal.” While this is admirable, seeing everyone as equal doesn’t make it so. And people who insist that we are all equal may claim that minorities are exaggerating their circumstances or “whining” and just need to “work harder” or “get over it.” The person making these statements acknowledges difference but doesn’t see their privilege or the institutional perpetuation of various “-isms.” Although I’ve encountered many more people in the passive state of acceptance than the active state, some may progress to an active state where they acknowledge inequality and are proud to be in the “superior” group. In either case, many people never progress from this stage. If they do, it’s usually because of repeated encounters with individuals or situations that challenge their acceptance of the status quo, such as befriending someone from a nondominant group or taking a course related to culture.

The resistance stage of dominant identity formation is a major change from the previous in that an individual acknowledges the unearned advantages they are given and feels guilt or shame about it. Having taught about various types of privilege for years, I’ve encountered many students who want to return their privilege or disown it. These individuals may begin to disassociate with their own dominant group because they feel like a curtain has been opened and their awareness of the inequality makes it difficult for them to interact with others in their dominant group. But it’s important to acknowledge that becoming aware of your white privilege, for instance, doesn’t mean that every person of color is going to want to accept you as an ally, so retreating to them may not be the most productive move. While moving to this step is a marked improvement in regards to becoming a more aware and socially just person, getting stuck in the resistance stage isn’t productive, because people are often retreating rather than trying to address injustice. For some, deciding to share what they’ve learned with others who share their dominant identity moves them to the next stage.

People in the redefinition stage revise negative views of their identity held in the previous stage and begin to acknowledge their privilege and try to use the power they are granted to work for social justice. They realize that they can claim their dominant identity as heterosexual, able-bodied, male, white, and so on, and perform their identity in ways that counter norms. A male participant in a research project on identity said the following about redefining his male identity:

I don’t want to assert my maleness the same way that maleness is asserted all around us all the time. I don’t want to contribute to sexism. So I have to be conscious of that. There’s that guilt. But then, I try to utilize my maleness in positive ways, like when I’m talking to other men about male privilege (Jones, Jr., 2009).

The final stage of dominant identity formation is integration. This stage is reached when redefinition is complete and people can integrate their dominant identity into all aspects of their life, finding opportunities to educate others about privilege while also being a responsive ally to people in nondominant identities. As an example, some heterosexual people who find out a friend or family member is gay or lesbian may have to confront their dominant heterosexual identity for the first time, which may lead them through these various stages. As a sign of integration, some may join an organization like PFLAG (Parents, Families, and Friends of Lesbians and Gays), where they can be around others who share their dominant identity as heterosexuals but also empathize with their loved ones.



Figure 8.1.3: Heterosexual people with gay family members or friends may join the group PFLAG (Parents, Families, and Friends of Lesbians and Gays) as a part of the redefinition and/or integration stage of their dominant identity development. Jason Riedy – Atlanta Pride Festival parade – CC BY 2.0.

Knowing more about various types of identities and some common experiences of how dominant and nondominant identities are formed prepares us to delve into more specifics about why difference matters.

Difference Matters

Whenever we encounter someone, we notice similarities and differences. While both are important, it is often the differences that are highlighted and that contribute to communication troubles. We don't only see similarities and differences on an individual level. In fact, we also place people into in-groups and out-groups based on the similarities and differences we perceive. This is important because we then tend to react to someone we perceive as a member of an out-group based on the characteristics we attach to the group rather than the individual (Allen, 2011). In these situations, it is more likely that stereotypes and prejudice will influence our communication. Learning about difference and why it matters will help us be more competent communicators. The flip side of emphasizing difference is to claim that no differences exist and that you see everyone as a human being. Rather than trying to ignore difference and see each person as a unique individual, we should know the history of how differences came to be so socially and culturally significant and how they continue to affect us today.

Culture and identity are complex. You may be wondering how some groups came to be dominant and others nondominant. These differences are not natural, which can be seen as we unpack how various identities have changed over time in the next section. There is, however, an ideology of domination that makes it seem natural and normal to many that some people or groups will always have power over others (Allen, 2011). In fact, hierarchy and domination, although prevalent throughout modern human history, were likely not the norm among early humans. So one of the first reasons difference matters is that people and groups are treated unequally, and better understanding how those differences came to be can help us create a more just society. Difference also matters because demographics and patterns of interaction are changing.

In the United States, the population of people of color is increasing and diversifying, and visibility for people who are gay or lesbian and people with disabilities has also increased. The 2010 Census shows that the Hispanic and Latino/a populations in the United States are now the second largest group in the country, having grown 43 percent since the last census in 2000 (Saenz, 2011). By 2030, racial and ethnic minorities will account for one-third of the population (Allen, 2011). Additionally, legal and social changes have created a more open environment for sexual minorities and people with disabilities. These changes directly affect our interpersonal relationships. The workplace is one context where changing demographics has become increasingly important. Many organizations are striving to comply with changing laws by implementing policies aimed at creating equal access and opportunity. Some organizations are going further than legal compliance to try to create inclusive climates where diversity is valued because of the interpersonal and economic benefits it has the potential to produce.

📌 “Getting Real”: Diversity Training

Businesses in the United States spend \$200 to \$300 million a year on diversity training, but is it effective? (Vedantam, 2008) If diversity training is conducted to advance a company’s business goals and out of an understanding of the advantages that a diversity of background and thought offer a company, then the training is more likely to be successful. Many companies conduct mandatory diversity training based on a belief that they will be in a better position in court if a lawsuit is brought against them. However, research shows that training that is mandatory and undertaken only to educate people about the legal implications of diversity is ineffective and may even hurt diversity efforts. A commitment to a diverse and inclusive workplace environment must include a multipronged approach. Experts recommend that a company put a staff person in charge of diversity efforts, and some businesses have gone as far as appointing a “chief diversity officer” (Cullen, 2007). The US Office of Personnel Management offers many good guidelines for conducting diversity training: create learning objectives related to the mission of the organization, use tested and appropriate training methods and materials, provide information about course content and expectations to employees ahead of training, provide the training in a supportive and noncoercive environment, use only experienced and qualified instructors, and monitor/evaluate training and revise as needed (US Office of Personnel Management, 2011). With these suggestions in mind, the increasingly common “real-world” event of diversity training is more likely to succeed.

1. Have you ever participated in any diversity training? If so, what did you learn or take away from the training? Which of the guidelines listed did your training do well or poorly on?
2. Do you think diversity training should be mandatory or voluntary? Why?
3. From what you’ve learned so far in this book, what communication skills are important for a diversity trainer to have?

We can now see that difference matters due to the inequalities that exist among cultural groups and due to changing demographics that affect our personal and social relationships. Unfortunately, there are many obstacles that may impede our valuing of difference (Allen, 2011). Individuals with dominant identities may not validate the experiences of those in nondominant groups because they do not experience the oppression directed at those with nondominant identities. Further, they may find it difficult to acknowledge that not being aware of this oppression is due to privilege associated with their dominant identities. Because of this lack of recognition of oppression, members of dominant groups may minimize, dismiss, or question the experiences of nondominant groups and view them as “complainers” or “whiners.” Recall from our earlier discussion of identity formation that people with dominant identities may stay in the unexamined or acceptance stages for a long time. Being stuck in these stages makes it much more difficult to value difference.

Members of nondominant groups may have difficulty valuing difference due to negative experiences with the dominant group, such as not having their experiences validated. Both groups may be restrained from communicating about difference due to norms of political correctness, which may make people feel afraid to speak up because they may be perceived as insensitive or racist. All these obstacles are common and they are valid. However, as we will learn later, developing intercultural communication competence can help us gain new perspectives, become more mindful of our communication, and intervene in some of these negative cycles.

Key Takeaways

- Culture is an ongoing negotiation of learned patterns of beliefs, attitudes, values, and behaviors.
- Each of us has personal, social, and cultural identities.
 - Personal identities are components of self that are primarily intrapersonal and connect to our individual interests and life experiences.
 - Social identities are components of self that are derived from our involvement in social groups to which we are interpersonally invested.
 - Cultural identities are components of self based on socially constructed categories that teach us a way of being and include expectations for our thoughts and behaviors.
- Nondominant identity formation may include a person moving from unawareness of the importance of their identities, to adopting the values of dominant society, to separating from dominant society, to integrating components of identities.
- Dominant identity formation may include a person moving from unawareness of their identities, to accepting the identity hierarchy, to separation from and guilt regarding the dominant group, to redefining and integrating components of identities.

- Difference matters because people are treated differently based on their identities and demographics and patterns of interaction are changing. Knowing why and how this came to be and how to navigate our increasingly diverse society can make us more competent communicators.

Exercises

1. List some of your personal, social, and cultural identities. Are there any that relate? If so, how? For your cultural identities, which ones are dominant and which ones are nondominant? What would a person who looked at this list be able to tell about you?
2. Describe a situation in which someone ascribed an identity to you that didn't match with your avowed identities. Why do you think the person ascribed the identity to you? Were there any stereotypes involved?
3. Getting integrated: Review the section that explains why difference matters. Discuss the ways in which difference may influence how you communicate in each of the following contexts: academic, professional, and personal.

References

- Allen, B. J., *Difference Matters: Communicating Social Identity*, 2nd ed. (Long Grove, IL: Waveland, 2011), 4.
- Collier, M. J., "Communication Competence Problematics in Ethnic Friendships," *Communication Monographs* 63, no. 4 (1996): 318.
- Cullen, L. T., "Employee Diversity Training Doesn't Work," *Time*, April 26, 2007, accessed October 5, 2011, www.time.com/time/magazine/article/0,9171,1615183,00.html.
- Jones Jr., R. G., "Communicating Queer Identities through Personal Narrative and Intersectional Reflexivity" (PhD diss., University of Denver, 2009), 130–32.
- Martin, J. N., and Thomas K. Nakayama, *Intercultural Communication in Contexts*, 5th ed. (Boston, MA: McGraw-Hill, 2010), 166.
- Saenz, A., "Census Data Shows a Changed American Landscape," *ABC News*, March 21, 2011, accessed October 9, 2011, <http://abcnews.go.com/Politics/census-data-reveals-changed-american-landscape/story?id=13206427>.
- Shipman, T., "Nerds Get Their Revenge as at Last It's Hip to Be Square," *The Sunday Telegraph*, July 22, 2007, 35.
- Spreckels, J. and Helga Kotthoff, "Communicating Identity in Intercultural Communication," in *Handbook of Intercultural Communication*, eds. Helga Kotthoff and Helen Spencer-Oatey (Berlin: Mouton de Gruyter, 2009), 415–19.
- Tatum, B. D., "The Complexity of Identity: 'Who Am I?'" in *Readings for Diversity and Social Justice*, eds. Maurianne Adams, Warren J. Blumfeld, Rosie Casteneda, Heather W. Hackman, Madeline L. Peters, Ximena Zuniga (New York: Routledge, 2000), 9.
- US Office of Personnel Management, "Guidelines for Conducting Diversity Training," *Training and Development Policy*, accessed October 16, 2011, <http://www.opm.gov/hrd/lead/policy/divers97.asp#PART%20B>.
- Vedantam, S., "Most Diversity Training Ineffective, Study Finds," *The Washington Post*, January 20, 2008, accessed October 5, 2011, www.washingtonpost.com/wp-dyn.901899_pf.html.
- Yep, G. A., "My Three Cultures: Navigating the Multicultural Identity Landscape," in *Intercultural Communication: Experiences and Contexts*, eds. Judith N. Martin, Lisa A. Flores, and Thomas K. Nakayama (Boston, MA: McGraw-Hill, 2002), 61.

This page titled [8.1: Foundations of Culture and Identity](#) is shared under a [CC BY-NC-SA 3.0](#) license and was authored, remixed, and/or curated by [Anonymous](#) via [source content](#) that was edited to the style and standards of the LibreTexts platform; a detailed edit history is available upon request.

8.2: Exploring Specific Cultural Identities

Learning Objectives

1. Define the social constructionist view of culture and identity.
2. Trace the historical development and construction of the four cultural identities discussed.
3. Discuss how each of the four cultural identities discussed affects and/or relates to communication.

We can get a better understanding of current cultural identities by unpacking how they came to be. By looking at history, we can see how cultural identities that seem to have existed forever actually came to be constructed for various political and social reasons and how they have changed over time. Communication plays a central role in this construction. As we have already discussed, our identities are relational and communicative; they are also constructed. Social constructionism is a view that argues the self is formed through our interactions with others and in relationship to social, cultural, and political contexts (Allen, 2011). In this section, we'll explore how the cultural identities of race, gender, sexual orientation, and ability have been constructed in the United States and how communication relates to those identities. There are other important identities that could be discussed, like religion, age, nationality, and class. Although they are not given their own section, consider how those identities may intersect with the identities discussed next.

Race

Would it surprise you to know that human beings, regardless of how they are racially classified, share 99.9 percent of their DNA? This finding by the Human Genome Project asserts that race is a social construct, not a biological one. The American Anthropological Association agrees, stating that race is the product of “historical and contemporary social, economic, educational, and political circumstances” (Allen, 2011). Therefore, we'll define race as a socially constructed category based on differences in appearance that has been used to create hierarchies that privilege some and disadvantage others.



Figure 8.2.1: There is actually no biological basis for racial classification among humans, as we share 99.9 percent of our DNA. Evelyn – friends – CC BY-NC-ND 2.0.

Race didn't become a socially and culturally recognized marker until European colonial expansion in the 1500s. As Western Europeans traveled to parts of the world previously unknown to them and encountered people who were different from them, a hierarchy of races began to develop that placed lighter skinned Europeans above darker skinned people. At the time, newly developing fields in natural and biological sciences took interest in examining the new locales, including the plant and animal life, natural resources, and native populations. Over the next three hundred years, science that we would now undoubtedly recognize as flawed, biased, and racist legitimated notions that native populations were less evolved than white Europeans, often calling them savages. In fact, there were scientific debates as to whether some of the native populations should be considered human or animal. Racial distinctions have been based largely on phenotypes, or physiological features such as skin color, hair texture, and body/facial features. Western “scientists” used these differences as “proof” that native populations were less evolved than the

Europeans, which helped justify colonial expansion, enslavement, genocide, and exploitation on massive scales (Allen, 2011). Even though there is a consensus among experts that race is social rather than biological, we can't deny that race still has meaning in our society and affects people as if it were "real."

Given that race is one of the first things we notice about someone, it's important to know how race and communication relate (Allen, 2011). Discussing race in the United States is difficult for many reasons. One is due to uncertainty about language use. People may be frustrated by their perception that labels change too often or be afraid of using an "improper" term and being viewed as racially insensitive. It is important, however, that we not let political correctness get in the way of meaningful dialogues and learning opportunities related to difference. Learning some of the communicative history of race can make us more competent communicators and open us up to more learning experiences.

Racial classifications used by the government and our regular communication about race in the United States have changed frequently, which further points to the social construction of race. Currently, the primary racial groups in the United States are African American, Asian American, European American, Latino/a, and Native American, but a brief look at changes in how the US Census Bureau has defined race clearly shows that this hasn't always been the case (Table 8.2.1). In the 1900s alone, there were twenty-six different ways that race was categorized on census forms (Allen, 2011). The way we communicate about race in our regular interactions has also changed, and many people are still hesitant to discuss race for fear of using "the wrong" vocabulary.

Table 8.2.1: Racial Classifications in the US Census

Year(s)	Development
1790	No category for race
1800s	Race was defined by the percentage of African "blood." <i>Mulatto</i> was one black and one white parent, <i>quadroon</i> was one-quarter African blood, and <i>octoroon</i> was one-eighth.
1830–1940	The term <i>color</i> was used instead of <i>race</i> .
1900	Racial categories included white, black, Chinese, Japanese, and Indian. Census takers were required to check one of these boxes based on visual cues. Individuals did not get to select a racial classification on their own until 1970.
1950	The term <i>color</i> was dropped and replaced by <i>race</i> .
1960, 1970	Both <i>race</i> and <i>color</i> were used on census forms.
1980–2010	<i>Race</i> again became the only term.
2000	Individuals were allowed to choose more than one racial category for the first time in census history.
2010	The census included fifteen racial categories and an option to write in races not listed on the form.

Source: Adapted from Brenda J. Allen, *Difference Matters: Communicating Social Identity* (Long Grove, IL: Waveland Press, 2011), 71–72.

The five primary racial groups noted previously can still be broken down further to specify a particular region, country, or nation. For example, Asian Americans are diverse in terms of country and language of origin and cultural practices. While the category of Asian Americans can be useful when discussing broad trends, it can also generalize among groups, which can lead to stereotypes. You may find that someone identifies as Chinese American or Korean American instead of Asian American. In this case, the label further highlights a person's cultural lineage. We should not assume, however, that someone identifies with his or her cultural lineage, as many people have more in common with their US American peers than a culture that may be one or more generations removed.

History and personal preference also influence how we communicate about race. Culture and communication scholar Brenda Allen notes that when she was born in 1950, her birth certificate included an *N* for Negro. Later she referred to herself as *colored* because that's what people in her community referred to themselves as. During and before this time, the term *black* had negative connotations and would likely have offended someone. There was a movement in the 1960s to reclaim the word *black*, and the slogan "black is beautiful" was commonly used. Brenda Allen acknowledges the newer label of *African American* but notes that she still prefers *black*. The terms *colored* and *Negro* are no longer considered appropriate because they were commonly used during

a time when black people were blatantly discriminated against. Even though that history may seem far removed to some, it is not to others. Currently, the terms *African American* and *black* are frequently used, and both are considered acceptable. The phrase *people of color* is acceptable for most and is used to be inclusive of other racial minorities. If you are unsure what to use, you could always observe how a person refers to himself or herself, or you could ask for his or her preference. In any case, a competent communicator defers to and respects the preference of the individual.

The label *Latin American* generally refers to people who live in Central American countries. Although Spain colonized much of what is now South and Central America and parts of the Caribbean, the inhabitants of these areas are now much more diverse. Depending on the region or country, some people primarily trace their lineage to the indigenous people who lived in these areas before colonization, or to a Spanish and indigenous lineage, or to other combinations that may include European, African, and/or indigenous heritage. *Latina* and *Latino* are labels that are preferable to *Hispanic* for many who live in the United States and trace their lineage to South and/or Central America and/or parts of the Caribbean. Scholars who study Latina/o identity often use the label *Latina/o* in their writing to acknowledge women who avow that identity label (Calafell, 2007). In verbal communication you might say “Latina” when referring to a particular female or “Latino” when referring to a particular male of Latin American heritage. When referring to the group as a whole, you could say “Latinas and Latinos” instead of just “Latinos,” which would be more gender inclusive. While *Hispanic* is used by the US Census, it refers primarily to people of Spanish origin, which doesn’t account for the diversity of background of many Latinos/as. The term *Hispanic* also highlights the colonizer’s influence over the indigenous, which erases a history that is important to many. Additionally, there are people who claim Spanish origins and identify culturally as Hispanic but racially as white. Labels such as *Puerto Rican* or *Mexican American*, which further specify region or country of origin, may also be used. Just as with other cultural groups, if you are unsure of how to refer to someone, you can always ask for and honor someone’s preference.

The history of immigration in the United States also ties to the way that race has been constructed. The metaphor of the melting pot has been used to describe the immigration history of the United States but doesn’t capture the experiences of many immigrant groups (Allen, 2011). Generally, immigrant groups who were white, or light skinned, and spoke English were better able to assimilate, or melt into the melting pot. But immigrant groups that we might think of as white today were not always considered so. Irish immigrants were discriminated against and even portrayed as black in cartoons that appeared in newspapers. In some Southern states, Italian immigrants were forced to go to black schools, and it wasn’t until 1952 that Asian immigrants were allowed to become citizens of the United States. All this history is important, because it continues to influence communication among races today.

Interracial Communication

Race and communication are related in various ways. Racism influences our communication about race and is not an easy topic for most people to discuss. Today, people tend to view racism as overt acts such as calling someone a derogatory name or discriminating against someone in thought or action. However, there is a difference between racist acts, which we can attach to an individual, and institutional racism, which is not as easily identifiable. It is much easier for people to recognize and decry racist actions than it is to realize that racist patterns and practices go through societal institutions, which means that racism exists and doesn’t have to be committed by any one person. As competent communicators and critical thinkers, we must challenge ourselves to be aware of how racism influences our communication at individual and societal levels.

We tend to make assumptions about people’s race based on how they talk, and often these assumptions are based on stereotypes. Dominant groups tend to define what is correct or incorrect usage of a language, and since language is so closely tied to identity, labeling a group’s use of a language as incorrect or deviant challenges or negates part of their identity (Yancy, 2011). We know there isn’t only one way to speak English, but there have been movements to identify a standard. This becomes problematic when we realize that “standard English” refers to a way of speaking English that is based on white, middle-class ideals that do not match up with the experiences of many. When we create a standard for English, we can label anything that deviates from that “nonstandard English.” Differences between standard English and what has been called “Black English” have gotten national attention through debates about whether or not instruction in classrooms should accommodate students who do not speak standard English. Education plays an important role in language acquisition, and class relates to access to education. In general, whether someone speaks standard English themselves or not, they tend to negatively judge people whose speech deviates from the standard.

Another national controversy has revolved around the inclusion of Spanish in common language use, such as Spanish as an option at ATMs, or other automated services, and Spanish language instruction in school for students who don’t speak or are learning to speak English. As was noted earlier, the Latino/a population in the United States is growing fast, which has necessitated inclusion of Spanish in many areas of public life. This has also created a backlash, which some scholars argue is tied more to the race of the

immigrants than the language they speak and a fear that white America could be engulfed by other languages and cultures (Speicher, 2002). This backlash has led to a revived movement to make English the official language of the United States.



Figure 8.2.2: The “English only” movement of recent years is largely a backlash targeted at immigrants from Spanish-speaking countries. [Wikimedia Commons](#) – public domain. Courtesy of www.CGPGrey.com.

The US Constitution does not stipulate a national language, and Congress has not designated one either. While nearly thirty states have passed English-language legislation, it has mostly been symbolic, and court rulings have limited any enforceability (Zuckerman, 2010). The Linguistic Society of America points out that immigrants are very aware of the social and economic advantages of learning English and do not need to be forced. They also point out that the United States has always had many languages represented, that national unity hasn’t rested on a single language, and that there are actually benefits to having a population that is multilingual (Linguistic Society of America, 2011). Interracial communication presents some additional verbal challenges.

Code-switching involves changing from one way of speaking to another between or within interactions. Some people of color may engage in code-switching when communicating with dominant group members because they fear they will be negatively judged. Adopting the language practices of the dominant group may minimize perceived differences. This code-switching creates a linguistic dual consciousness in which people are able to maintain their linguistic identities with their in-group peers but can still acquire tools and gain access needed to function in dominant society (Yancy, 2011). White people may also feel anxious about communicating with people of color out of fear of being perceived as racist. In other situations, people in dominant groups may spotlight nondominant members by asking them to comment on or educate others about their race (Allen, 2011). For example, I once taught at a private university that was predominantly white. Students of color talked to me about being asked by professors to weigh in on an issue when discussions of race came up in the classroom. While a professor may have been well-intentioned, spotlighting can make a student feel conspicuous, frustrated, or defensive. Additionally, I bet the professors wouldn’t think about asking a white, male, or heterosexual student to give the perspective of their whole group.

Gender

When we first meet a newborn baby, we ask whether it’s a boy or a girl. This question illustrates the importance of gender in organizing our social lives and our interpersonal relationships. A Canadian family became aware of the deep emotions people feel about gender and the great discomfort people feel when they can’t determine gender when they announced to the world that they were not going to tell anyone the gender of their baby, aside from the baby’s siblings. Their desire for their child, named Storm, to be able to experience early life without the boundaries and categories of gender brought criticism from many (Davis & James, 2011). Conversely, many parents consciously or unconsciously “code” their newborns in gendered ways based on our society’s associations of pink clothing and accessories with girls and blue with boys. While it’s obvious to most people that colors aren’t gendered, they take on new meaning when we assign gendered characteristics of masculinity and femininity to them. Just like race, gender is a socially constructed category. While it is true that there are biological differences between who we label male and

female, the meaning our society places on those differences is what actually matters in our day-to-day lives. And the biological differences are interpreted differently around the world, which further shows that although we think gender is a natural, normal, stable way of classifying things, it is actually not. There is a long history of appreciation for people who cross gender lines in Native American and South Central Asian cultures, to name just two.

You may have noticed I use the word *gender* instead of *sex*. That's because gender is an identity based on internalized cultural notions of masculinity and femininity that is constructed through communication and interaction. There are two important parts of this definition to unpack. First, we internalize notions of gender based on socializing institutions, which helps us form our gender identity. Then we attempt to construct that gendered identity through our interactions with others, which is our gender expression. Sex is based on biological characteristics, including external genitalia, internal sex organs, chromosomes, and hormones (Wood, 2005). While the biological characteristics between men and women are obviously different, it's the meaning that we create and attach to those characteristics that makes them significant. The cultural differences in how that significance is ascribed are proof that "our way of doing things" is arbitrary. For example, cross-cultural research has found that boys and girls in most cultures show both aggressive and nurturing tendencies, but cultures vary in terms of how they encourage these characteristics between genders. In a group in Africa, young boys are responsible for taking care of babies and are encouraged to be nurturing (Wood, 2005).

Gender has been constructed over the past few centuries in political and deliberate ways that have tended to favor men in terms of power. And various academic fields joined in the quest to "prove" there are "natural" differences between men and women. While the "proof" they presented was credible to many at the time, it seems blatantly sexist and inaccurate today. In the late 1800s and early 1900s, scientists who measure skulls, also known as craniometrists, claimed that men were more intelligent than women because they had larger brains. Leaders in the fast-growing fields of sociology and psychology argued that women were less evolved than men and had more in common with "children and savages" than an adult (white) males (Allen, 2011). Doctors and other decision makers like politicians also used women's menstrual cycles as evidence that they were irrational, or hysterical, and therefore couldn't be trusted to vote, pursue higher education, or be in a leadership position. These are just a few of the many instances of how knowledge was created by seemingly legitimate scientific disciplines that we can now clearly see served to empower men and disempower women. This system is based on the ideology of patriarchy, which is a system of social structures and practices that maintains the values, priorities, and interests of men as a group (Wood, 2005). One of the ways patriarchy is maintained is by its relative invisibility. While women have been the focus of much research on gender differences, males have been largely unexamined. Men have been treated as the "generic" human being to which others are compared. But that ignores that fact that men have a gender, too. Masculinities studies have challenged that notion by examining how masculinities are performed.

There have been challenges to the construction of gender in recent decades. Since the 1960s, scholars and activists have challenged established notions of what it means to be a man or a woman. The women's rights movement in the United States dates back to the 1800s, when the first women's rights convention was held in Seneca Falls, New York, in 1848 (Wood, 2005). Although most women's rights movements have been led by white, middle-class women, there was overlap between those involved in the abolitionist movement to end slavery and the beginnings of the women's rights movement. Although some of the leaders of the early women's rights movement had class and education privilege, they were still taking a risk by organizing and protesting. Black women were even more at risk, and Sojourner Truth, an emancipated slave, faced those risks often and gave a much noted extemporaneous speech at a women's rights gathering in Akron, Ohio, in 1851, which came to be called "Ain't I a Woman?" (Wood, 2005) Her speech highlighted the multiple layers of oppression faced by black women. You can watch actress Alfre Woodard deliver an interpretation of the speech in Video Clip 8.1.



Video 8.2.1: Alfre Woodard Interprets Sojourner Truth's Speech "Ain't I a Woman?" youtu.be/4vr_vKsk_h8

Feminism as an intellectual and social movement advanced women's rights and our overall understanding of gender. Feminism has gotten a bad reputation based on how it has been portrayed in the media and by some politicians. When I teach courses about gender, I often ask my students to raise their hand if they consider themselves feminists. I usually only have a few, if any, who do. I've found that students I teach are hesitant to identify as a feminist because of connotations of the word. However, when I ask students to raise their hand if they believe women have been treated unfairly and that there should be more equity, most students raise their hand. Gender and communication scholar Julia Wood has found the same trend and explains that a desire to make a more equitable society for everyone is at the root of feminism. She shares comments from a student that capture this disconnect: (Wood, 2005)

I would never call myself a feminist, because that word has so many negative connotations. I don't hate men or anything, and I'm not interested in protesting. I don't want to go around with hacked-off hair and no makeup and sit around bashing men. I do think women should have the same kinds of rights, including equal pay for equal work. But I wouldn't call myself a feminist.

It's important to remember that there are many ways to be a feminist and to realize that some of the stereotypes about feminism are rooted in sexism and homophobia, in that feminists are reduced to "men haters" and often presumed to be lesbians. The feminist movement also gave some momentum to the transgender rights movement. Transgender is an umbrella term for people whose gender identity and/or expression do not match the gender they were assigned by birth. Transgender people may or may not seek medical intervention like surgery or hormone treatments to help match their physiology with their gender identity. The term *transgender* includes other labels such as *transsexual*, *transvestite*, *cross-dresser*, and *intersex*, among others. Terms like *hermaphrodite* and *she-male* are not considered appropriate. As with other groups, it is best to allow someone to self-identify first and then honor their preferred label. If you are unsure of which pronouns to use when addressing someone, you can use gender-neutral language or you can use the pronoun that matches with how they are presenting. If someone has long hair, make-up, and a dress on, but you think their biological sex is male due to other cues, it would be polite to address them with female pronouns, since that is the gender identity they are expressing.

Gender as a cultural identity has implications for many aspects of our lives, including real-world contexts like education and work. Schools are primary grounds for socialization, and the educational experience for males and females is different in many ways from preschool through college. Although not always intentional, schools tend to recreate the hierarchies and inequalities that exist in society. Given that we live in a patriarchal society, there are communicative elements present in school that support this (Allen, 2011). For example, teachers are more likely to call on and pay attention to boys in a classroom, giving them more feedback in the form of criticism, praise, and help. This sends an implicit message that boys are more worthy of attention and valuable than girls. Teachers are also more likely to lead girls to focus on feelings and appearance and boys to focus on competition and achievement. The focus on appearance for girls can lead to anxieties about body image. Gender inequalities are also evident in the administrative structure of schools, which puts males in positions of authority more than females. While females make up 75 percent of the educational workforce, only 22 percent of superintendents and 8 percent of high school principals are women. Similar trends exist

in colleges and universities, with women only accounting for 26 percent of full professors. These inequalities in schools correspond to larger inequalities in the general workforce. While there are more women in the workforce now than ever before, they still face a glass ceiling, which is a barrier for promotion to upper management. Many of my students have been surprised at the continuing pay gap that exists between men and women. In 2010, women earned about seventy-seven cents to every dollar earned by men (National Committee on Pay Equity, 2011). To put this into perspective, the National Committee on Pay Equity started an event called Equal Pay Day. In 2011, Equal Pay Day was on April 11. This signifies that for a woman to earn the same amount of money a man earned in a year, she would have to work more than three months extra, until April 11, to make up for the difference (National Committee on Pay Equity, 2011).

Sexuality

While race and gender are two of the first things we notice about others, sexuality is often something we view as personal and private. Although many people hold a view that a person’s sexuality should be kept private, this isn’t a reality for our society. One only needs to observe popular culture and media for a short time to see that sexuality permeates much of our public discourse.

Sexuality relates to culture and identity in important ways that extend beyond sexual orientation, just as race is more than the color of one’s skin and gender is more than one’s biological and physiological manifestations of masculinity and femininity. Sexuality isn’t just physical; it is social in that we communicate with others about sexuality (Allen, 2011). Sexuality is also biological in that it connects to physiological functions that carry significant social and political meaning like puberty, menstruation, and pregnancy. Sexuality connects to public health issues like sexually transmitted infections (STIs), sexual assault, sexual abuse, sexual harassment, and teen pregnancy. Sexuality is at the center of political issues like abortion, sex education, and gay and lesbian rights. While all these contribute to sexuality as a cultural identity, the focus in this section is on sexual orientation.

The most obvious way sexuality relates to identity is through sexual orientation. Sexual orientation refers to a person’s primary physical and emotional sexual attraction and activity. The terms we most often use to categorize sexual orientation are *heterosexual*, *gay*, *lesbian*, and *bisexual*. Gays, lesbians, and bisexuals are sometimes referred to as sexual minorities. While the term *sexual preference* has been used previously, *sexual orientation* is more appropriate, since *preference* implies a simple choice. Although someone’s preference for a restaurant or actor may change frequently, sexuality is not as simple. The term *homosexual* can be appropriate in some instances, but it carries with it a clinical and medicalized tone. As you will see in the timeline that follows, the medical community has a recent history of “treating homosexuality” with means that most would view as inhumane today. So many people prefer a term like *gay*, which was chosen and embraced by gay people, rather than *homosexual*, which was imposed by a then discriminatory medical system.

The gay and lesbian rights movement became widely recognizable in the United States in the 1950s and continues on today, as evidenced by prominent issues regarding sexual orientation in national news and politics. National and international groups like the Human Rights Campaign advocate for rights for gay, lesbian, bisexual, transgender, and queer (GLBTQ) communities. While these communities are often grouped together within one acronym (GLBTQ), they are different. Gays and lesbians constitute the most visible of the groups and receive the most attention and funding. Bisexuals are rarely visible or included in popular cultural discourses or in social and political movements. Transgender issues have received much more attention in recent years, but transgender identity connects to gender more than it does to sexuality. Last, *queer* is a term used to describe a group that is diverse in terms of identities but usually takes a more activist and at times radical stance that critiques sexual categories. While *queer* was long considered a derogatory label, and still is by some, the queer activist movement that emerged in the 1980s and early 1990s reclaimed the word and embraced it as a positive. As you can see, there is a diversity of identities among sexual minorities, just as there is variation within races and genders.

As with other cultural identities, notions of sexuality have been socially constructed in different ways throughout human history. Sexual orientation didn’t come into being as an identity category until the late 1800s. Before that, sexuality was viewed in more physical or spiritual senses that were largely separate from a person’s identity. Table 8.2.2 traces some of the developments relevant to sexuality, identity, and communication that show how this cultural identity has been constructed over the past 3,000 years.

Table 8.2.2: Developments Related to Sexuality, Identity, and Communication

Year(s)	Development

Year(s)	Development
1400 BCE–565 BCE	During the Greek and Roman era, there was no conception of sexual orientation as an identity. However, sexual relationships between men were accepted for some members of society. Also at this time, Greek poet Sappho wrote about love between women.
533	Byzantine Emperor Justinian makes adultery and same-sex sexual acts punishable by death.
1533	Civil law in England indicates the death penalty can be given for same-sex sexual acts between men.
1810	Napoleonic Code in France removes all penalties for any sexual activity between consenting adults.
1861	England removes death penalty for same-sex sexual acts.
1892	The term <i>heterosexuality</i> is coined to refer a form of “sexual perversion” in which people engage in sexual acts for reasons other than reproduction.
1897	Dr. Magnus Hirschfield founds the Scientific Humanitarian Committee in Berlin. It is the first gay rights organization.
1900–1930	Doctors “treat” homosexuality with castration, electro-shock therapy, and incarceration in mental hospitals.
1924	The first gay rights organization in the United States, the Chicago Society for Human Rights, is founded.
1933–44	Tens of thousands of gay men are sent to concentration camps under Nazi rule. The prisoners are forced to wear pink triangles on their uniforms. The pink triangle was later reclaimed as a symbol of gay rights.
1934	The terms <i>heterosexuality</i> and <i>homosexuality</i> appear in Webster’s dictionary with generally the same meaning the terms hold today.
1948	American sexologist Alfred Kinsey’s research reveals that more people than thought have engaged in same-sex sexual activity. His research highlights the existence of bisexuality.
1969	On June 27, patrons at the Stonewall Inn in New York City fight back as police raid the bar (a common practice used by police at the time to harass gay people). “The Stonewall Riot,” as it came to be called, was led by gay, lesbian, and transgender patrons of the bar, many of whom were working class and/or people of color.
1974	The American Psychiatric Association removes its reference to homosexuality as a mental illness.
1999	The Vermont Supreme Court rules that the state must provide legal rights to same-sex couples. In 2000, Vermont becomes the first state to offer same-sex couples civil unions.
2003	The US Supreme Court rules that Texas’s sodomy law is unconstitutional, which effectively decriminalizes consensual same-sex relations.
2011	The US military policy “Don’t Ask Don’t Tell” is repealed, allowing gays and lesbians to serve openly.

Source: Adapted from Brenda J. Allen, *Difference Matters: Communicating Social Identity* (Long Grove, IL: Waveland Press, 2011), 117–25; and University of Denver Queer and Ally Commission, “Lesbian, Gay, Bisexual, Transgender, Intersex, and Queer History,” *Queer Ally Training Manual*, 2008.

Ability

There is resistance to classifying ability as a cultural identity, because we follow a medical model of disability that places disability as an individual and medical rather than social and cultural issue. While much of what distinguishes able-bodied and cognitively able from disabled is rooted in science, biology, and physiology, there are important sociocultural dimensions. The Americans with Disabilities Act (ADA) defines an individual with a disability as “a person who has a physical or mental impairment that substantially limits one or more major life activities, a person who has a history or record of such an impairment, or a person who is perceived by others as having such an impairment” (Allen, 2011). An impairment is defined as “any temporary or permanent loss or abnormality of a body structure or function, whether physiological or psychological” (Allen, 2011). This definition is important because it notes the social aspect of disability in that people’s life activities are limited and the relational aspect of disability in that the perception of a disability by others can lead someone to be classified as such. Ascribing an identity of disabled to a person can be problematic. If there is a mental or physical impairment, it should be diagnosed by a credentialed expert. If there isn’t an impairment, then the label of *disabled* can have negative impacts, as this label carries social and cultural significance. People are tracked into various educational programs based on their physical and cognitive abilities, and there are many cases of people being mistakenly labeled disabled who were treated differently despite their protest of the ascribed label. Students who did not speak English as a first language, for example, were—and perhaps still are—sometimes put into special education classes.

Ability, just as the other cultural identities discussed, has institutionalized privileges and disadvantages associated with it. Ableism is the system of beliefs and practices that produces a physical and mental standard that is projected as normal for a human being and labels deviations from it abnormal, resulting in unequal treatment and access to resources. Ability privilege refers to the unearned advantages that are provided for people who fit the cognitive and physical norms (Allen, 2011). I once attended a workshop about ability privilege led by a man who was visually impaired. He talked about how, unlike other cultural identities that are typically stable over a lifetime, ability fluctuates for most people. We have all experienced times when we are more or less able.

Perhaps you broke your leg and had to use crutches or a wheelchair for a while. Getting sick for a prolonged period of time also lessens our abilities, but we may fully recover from any of these examples and regain our ability privilege. Whether you’ve experienced a short-term disability or not, the majority of us will become less physically and cognitively able as we get older.

Statistically, people with disabilities make up the largest minority group in the United States, with an estimated 20 percent of people five years or older living with some form of disability (Allen, 2011). Medical advances have allowed some people with disabilities to live longer and more active lives than before, which has led to an increase in the number of people with disabilities. This number could continue to increase, as we have thousands of veterans returning from the wars in Iraq and Afghanistan with physical disabilities or psychological impairments such as posttraumatic stress disorder.



Figure 8.2.3: As recently disabled veterans integrate back into civilian life, they will be offered assistance and accommodations under the Americans with Disabilities Act. [Wounded Warrior Regiment](#) – CC BY-NC 2.0.

As disability has been constructed in US history, it has intersected with other cultural identities. For example, people opposed to “political and social equality for women cited their supposed physical, intellectual, and psychological flaws, deficits, and deviations from the male norm.” They framed women as emotional, irrational, and unstable, which was used to put them into the “scientific” category of “feble-mindedness,” which led them to be institutionalized (Carlson, 2001). Arguments supporting racial inequality and tighter immigration restrictions also drew on notions of disability, framing certain racial groups as prone to mental retardation, mental illness, or uncontrollable emotions and actions. See Table 8.4 “Developments Related to Ability, Identity, and Communication” for a timeline of developments related to ability, identity, and communication. These thoughts led to a dark time in US history, as the eugenics movement sought to limit reproduction of people deemed as deficient.

Table 8.4 Developments Related to Ability, Identity, and Communication

Year(s)	Development
400 BCE	The Greeks make connections between biology, physiology, and actions. For example, they make a connection between epilepsy and a disorder of the mind but still consider the source to be supernatural or divine.
30–480	People with disabilities are viewed with pity by early Christians and thought to be so conditioned because of an impurity that could possibly be addressed through prayer.
500–1500	As beliefs in the supernatural increase during the Middle Ages, people with disabilities are seen as manifestations of evil and are ridiculed and persecuted.
1650–1789	During the Enlightenment, the first large-scale movements toward the medical model are made, as science and medicine advance and society turns to a view of human rationality.
1900s	The eugenics movement in the United States begins. Laws are passed to sterilize the “socially inadequate,” and during this time, more than sixty thousand people were forcibly sterilized in thirty-three states.
1930s	People with disabilities become the first targets of experimentation and mass execution by the Nazis.
1970s	The independent living movement becomes a prominent part of the disability rights movement.
1990	The Americans with Disabilities Act is passed through Congress and signed into law.

Source: Maggie Shreve, “The Movement for Independent Living: A Brief History,” *Independent Living Research Utilization*, accessed October 14, 2011, ilru.org/html/publications/in.L_paradigm.doc.

During the early part of the 1900s, the eugenics movement was the epitome of the move to rehabilitate or reject people with disabilities (Allen, 2005). This was a brand of social engineering that was indicative of a strong public support in the rationality of science to cure society’s problems (Allen, 2011). A sterilization law written in 1914 “proposed to authorize sterilization of the socially inadequate,” which included the “feebleminded, insane, criminalistic, epileptic, inebriate, diseased, blind, deaf, deformed, and dependent” (Lombardo, 2011). During the eugenics movement in the United States, more than sixty thousand people in thirty-three states were involuntarily sterilized (Allen, 2011). Although the eugenics movement as it was envisioned and enacted then is unthinkable today, some who have studied the eugenics movement of the early 1900s have issued warnings that a newly packaged version of eugenics could be upon us. As human genome mapping and DNA manipulation become more accessible, advanced genetic testing could enable parents to eliminate undesirable aspects or enhance desirable characteristics of their children before they are born, creating “designer children” (Spice, 2005).

Much has changed for people with disabilities in the United States in the past fifty years. The independent living movement (ILM) was a part of the disability rights movement that took shape along with other social movements of the 1960s and 1970s. The ILM calls for more individual and collective action toward social change by people with disabilities. Some of the goals of the ILM include reframing disability as a social and political rather than just a medical issue, a shift toward changing society rather than just rehabilitating people with disabilities, a view of accommodations as civil rights rather than charity, and more involvement by people with disabilities in the formulation and execution of policies relating to them (Longmore, 2003). As society better adapts to people with disabilities, there will be more instances of interability communication taking place.

Interability communication is communication between people with differing ability levels; for example, a hearing person communicating with someone who is hearing impaired or a person who doesn’t use a wheelchair communicating with someone who uses a wheelchair. Since many people are unsure of how to communicate with a person with disabilities, following are the “Ten Commandments of Etiquette for Communicating with People with Disabilities” to help you in communicating with persons with disabilities:^[1]

1. When talking with a person with a disability, speak directly to that person rather than through a companion or sign-language interpreter.

2. When introduced to a person with a disability, it is appropriate to offer to shake hands. People with limited hand use or an artificial limb can usually shake hands. (Shaking hands with the left hand is an acceptable greeting.)
3. When meeting a person who is visually impaired, always identify yourself and others who may be with you. When conversing in a group, remember to identify the person to whom you are speaking.
4. If you offer assistance, wait until the offer is accepted. Then listen to or ask for instructions.
5. Treat adults as adults. Address people who have disabilities by their first names only when extending the same familiarity to all others. (Never patronize people who use wheelchairs by patting them on the head or shoulder.)
6. Leaning on or hanging on to a person's wheelchair is similar to leaning or hanging on to a person and is generally considered annoying. The chair is part of the personal body space of the person who uses it.
7. Listen attentively when you're talking with a person who has difficulty speaking. Be patient and wait for the person to finish, rather than correcting or speaking for the person. If necessary, ask short questions that require short answers, a nod, or a shake of the head. Never pretend to understand if you are having difficulty doing so. Instead, repeat what you have understood and allow the person to respond. The response will clue you in and guide your understanding.
8. When speaking with a person who uses a wheelchair or a person who uses crutches, place yourself at eye level in front of the person to facilitate the conversation.
9. To get the attention of a person who is deaf, tap the person on the shoulder or wave your hand. Look directly at the person and speak clearly, slowly, and expressively to determine if the person can read your lips. Not all people who are deaf can read lips. For those who do lip read, be sensitive to their needs by placing yourself so that you face the light source and keep hands, cigarettes, and food away from your mouth when speaking.
10. Relax. Don't be embarrassed if you happen to use accepted, common expressions such as "See you later" or "Did you hear about that?" that seem to relate to a person's disability. Don't be afraid to ask questions when you're unsure of what to do.

Key Takeaways

- The social constructionist view of culture and identity states that the self is formed through our interactions with others and in relation to social, cultural, and political contexts.
- Race, gender, sexuality, and ability are socially constructed cultural identities that developed over time in relation to historical, social, and political contexts.
- Race, gender, sexuality, and ability are cultural identities that affect our communication and our relationships.

Exercises

1. Do you ever have difficulty discussing different cultural identities due to terminology? If so, what are your uncertainties? What did you learn in this chapter that can help you overcome them?
2. What comes to mind when you hear the word *feminist*? How did you come to have the ideas you have about feminism?
3. How do you see sexuality connect to identity in the media? Why do you think the media portrays sexuality and identity the way it does?
4. Think of an instance in which you had an interaction with someone with a disability. Would knowing the "Ten Commandments for Communicating with People with Disabilities" have influenced how you communicated in this instance? Why or why not?

References

- Allen, B. J., *Difference Matters: Communicating Social Identity* (Long Grove, IL: Waveland, 2005), 145.
- Allen, B. J., *Difference Matters: Communicating Social Identity*, 2nd ed. (Long Grove, IL: Waveland, 2011), 12.
- Allen, G. E., "Social Origins of Eugenics," *Eugenics Archive*, accessed October 16, 2011, <http://www.eugenicsarchive.org/eugenics/list2.pl>.
- Calafell, B. M., *Latina/o Communication Studies: Theorizing Performance* (New York: Peter Lang, 2007), 1–9.
- Carlson, L., "Cognitive Ableism and Disability Studies: Feminist Reflections on the History of Mental Retardation," *Hypatia* 16, no. 4 (2001): 127.
- Davis, L., and Susan Donaldson James, "Canadian Mother Raising Her 'Genderless' Baby, Storm, Defends Her Family's Decision," *ABC News*, May 30, 2011, accessed October 12, 2011, abcnews.go.com/Health/gender1.ontroversy-mom-defends-choice-reveal-sex/story?id=13718047.

Linguistic Society of America, “Resolution: English Only,” December 28, 1986, accessed October 12, 2011, www.lsadc.org/info/lisa-res-english.cfm.

Lombardo, P., “Eugenic Sterilization Laws,” *Eugenics Archive*, accessed October 16, 2011, <http://www.eugenicsarchive.org/eugenics/list2.pl>.

Longmore, P. K., *Why I Burned My Book and Other Essays on Disability* (Philadelphia, PA: Temple University Press, 2003), 114.

National Committee on Pay Equity, “Wage Gap over Time,” accessed October 12, 2011, <http://www.pay-equity.org/info-time.html>.

Speicher, B. L., “Problems with English-Only Policies,” *Management Communication Quarterly* 15, no. 4 (2002): 621.

Spice, B., “Duquesne Focuses on the Perils of Modern ‘Eugenics’” *Pittsburgh Post-Gazette*, February 7, 2005, accessed October 16, 2011, www.post-gazette.com/pg/05038/453781.stm.

Wood, J. T., *Gendered Lives: Communication, Gender, and Culture*, 5th ed. (Belmont, CA: Thomas Wadsworth, 2005), 19.

Yancy, G., “The Scholar Who Coined the Term Ebonics: A Conversation with Dr. Robert L. Williams,” *Journal of Language, Identity, and Education* 10, no. 1 (2011): 41–51.

Zuckerman, M. A., “Constitutional Clash: When English-Only Meets Voting Rights,” *Yale Law and Policy Review* 28 (2010): 353–54.

-
1. “Effective Interaction: Communication with and about People with Disabilities in the Workplace,” accessed November 5, 2012, <http://www.dol.gov/odep/pubs/fact/effectiveinteraction.htm#.UJgp8RjqJJ8>. ↩
-

This page titled [8.2: Exploring Specific Cultural Identities](#) is shared under a [CC BY-NC-SA 3.0](#) license and was authored, remixed, and/or curated by [Anonymous](#) via [source content](#) that was edited to the style and standards of the LibreTexts platform; a detailed edit history is available upon request.

8.3: Intercultural Communication

Learning Objectives

1. Define intercultural communication.
2. List and summarize the six dialectics of intercultural communication.
3. Discuss how intercultural communication affects interpersonal relationships.

It is through intercultural communication that we come to create, understand, and transform culture and identity. Intercultural communication is communication between people with differing cultural identities. One reason we should study intercultural communication is to foster greater self-awareness (Martin & Nakayama, 2010). Our thought process regarding culture is often “other focused,” meaning that the culture of the other person or group is what stands out in our perception. However, the old adage “know thyself” is appropriate, as we become more aware of our own culture by better understanding other cultures and perspectives. Intercultural communication can allow us to step outside of our comfortable, usual frame of reference and see our culture through a different lens. Additionally, as we become more self-aware, we may also become more ethical communicators as we challenge our ethnocentrism, or our tendency to view our own culture as superior to other cultures.

As was noted earlier, difference matters, and studying intercultural communication can help us better negotiate our changing world. Changing economies and technologies intersect with culture in meaningful ways (Martin & Nakayama). As was noted earlier, technology has created for some a global village where vast distances are now much shorter due to new technology that make travel and communication more accessible and convenient (McLuhan, 1967). However, as the following “Getting Plugged In” box indicates, there is also a digital divide, which refers to the unequal access to technology and related skills that exists in much of the world. People in most fields will be more successful if they are prepared to work in a globalized world. Obviously, the global market sets up the need to have intercultural competence for employees who travel between locations of a multinational corporation. Perhaps less obvious may be the need for teachers to work with students who do not speak English as their first language and for police officers, lawyers, managers, and medical personnel to be able to work with people who have various cultural identities.

“Getting Plugged In”: The Digital Divide

Many people who are now college age struggle to imagine a time without cell phones and the Internet. As “digital natives” it is probably also surprising to realize the number of people who do not have access to certain technologies. The *digital divide* was a term that initially referred to gaps in access to computers. The term expanded to include access to the Internet since it exploded onto the technology scene and is now connected to virtually all computing (van Deursen & van Dijk, 2010). Approximately two billion people around the world now access the Internet regularly, and those who don’t face several disadvantages (Smith, 2011). Discussions of the digital divide are now turning more specifically to high-speed Internet access, and the discussion is moving beyond the physical access divide to include the skills divide, the economic opportunity divide, and the democratic divide. This divide doesn’t just exist in developing countries; it has become an increasing concern in the United States. This is relevant to cultural identities because there are already inequalities in terms of access to technology based on age, race, and class (Sylvester & McGlynn, 2010). Scholars argue that these continued gaps will only serve to exacerbate existing cultural and social inequalities. From an international perspective, the United States is falling behind other countries in terms of access to high-speed Internet. South Korea, Japan, Sweden, and Germany now all have faster average connection speeds than the United States (Smith, 2011). And Finland in 2010 became the first country in the world to declare that all its citizens have a legal right to broadband Internet access (ben-Aaron, 2010). People in rural areas in the United States are especially disconnected from broadband service, with about 11 million rural Americans unable to get the service at home. As so much of our daily lives go online, it puts those who aren’t connected at a disadvantage. From paying bills online, to interacting with government services, to applying for jobs, to taking online college classes, to researching and participating in political and social causes, the Internet connects to education, money, and politics.

1. What do you think of Finland’s inclusion of broadband access as a legal right? Is this something that should be done in other countries? Why or why not?
2. How does the digital divide affect the notion of the global village?
3. How might limited access to technology negatively affect various nondominant groups?

Intercultural Communication: A Dialectical Approach

Intercultural communication is complicated, messy, and at times contradictory. Therefore it is not always easy to conceptualize or study. Taking a dialectical approach allows us to capture the dynamism of intercultural communication. A dialectic is a relationship between two opposing concepts that constantly push and pull one another (Martin & Nakayama, 2010). To put it another way, thinking dialectically helps us realize that our experiences often occur in between two different phenomena. This perspective is especially useful for interpersonal and intercultural communication, because when we think dialectically, we think relationally. This means we look at the relationship between aspects of intercultural communication rather than viewing them in isolation. Intercultural communication occurs as a dynamic in-betweenness that, while connected to the individuals in an encounter, goes beyond the individuals, creating something unique. Holding a dialectical perspective may be challenging for some Westerners, as it asks us to hold two contradictory ideas simultaneously, which goes against much of what we are taught in our formal education. Thinking dialectically helps us see the complexity in culture and identity because it doesn't allow for dichotomies. Dichotomies are dualistic ways of thinking that highlight opposites, reducing the ability to see gradations that exist in between concepts. Dichotomies such as good/evil, wrong/right, objective/subjective, male/female, in-group/out-group, black/white, and so on form the basis of much of our thoughts on ethics, culture, and general philosophy, but this isn't the only way of thinking (Marin & Nakayama, 1999). Many Eastern cultures acknowledge that the world isn't dualistic. Rather, they accept as part of their reality that things that seem opposite are actually interdependent and complement each other. I argue that a dialectical approach is useful in studying intercultural communication because it gets us out of our comfortable and familiar ways of thinking. Since so much of understanding culture and identity is understanding ourselves, having an unfamiliar lens through which to view culture can offer us insights that our familiar lenses will not. Specifically, we can better understand intercultural communication by examining six dialectics (Figure 8.3.1) (Martin & Nakayama, 1999).

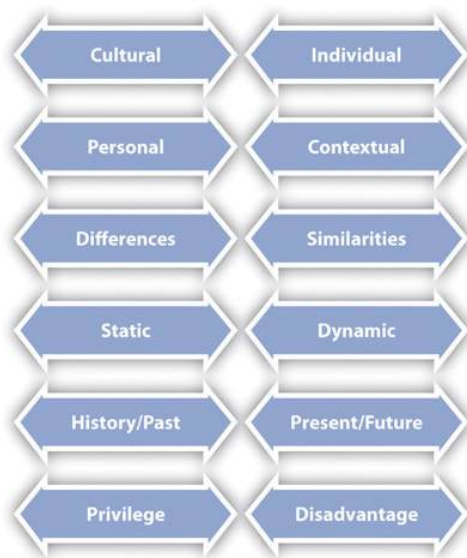


Figure 8.3.1: Dialectics of Intercultural Communication. Source: Adapted from Judith N. Martin and Thomas K. Nakayama, "Thinking Dialectically about Culture and Communication," *Communication Theory* 9, no. 1 (1999): 1–25.

The cultural-individual dialectic captures the interplay between patterned behaviors learned from a cultural group and individual behaviors that may be variations on or counter to those of the larger culture. This dialectic is useful because it helps us account for exceptions to cultural norms. For example, earlier we learned that the United States is said to be a low-context culture, which means that we value verbal communication as our primary, meaning-rich form of communication. Conversely, Japan is said to be a high-context culture, which means they often look for nonverbal clues like tone, silence, or what is not said for meaning. However, you can find people in the United States who intentionally put much meaning into *how* they say things, perhaps because they are not as comfortable speaking directly what's on their mind. We often do this in situations where we may hurt someone's feelings or damage a relationship. Does that mean we come from a high-context culture? Does the Japanese man who speaks more than is socially acceptable come from a low-context culture? The answer to both questions is no. Neither the behaviors of a small percentage of individuals nor occasional situational choices constitute a cultural pattern.

The personal-contextual dialectic highlights the connection between our personal patterns of and preferences for communicating and how various contexts influence the personal. In some cases, our communication patterns and preferences will stay the same

across many contexts. In other cases, a context shift may lead us to alter our communication and adapt. For example, an American businesswoman may prefer to communicate with her employees in an informal and laid-back manner. When she is promoted to manage a department in her company's office in Malaysia, she may again prefer to communicate with her new Malaysian employees the same way she did with those in the United States. In the United States, we know that there are some accepted norms that communication in work contexts is more formal than in personal contexts. However, we also know that individual managers often adapt these expectations to suit their own personal tastes. This type of managerial discretion would likely not go over as well in Malaysia where there is a greater emphasis put on power distance (Hofstede, 1991). So while the American manager may not know to adapt to the new context unless she has a high degree of intercultural communication competence, Malaysian managers would realize that this is an instance where the context likely influences communication more than personal preferences.

The differences-similarities dialectic allows us to examine how we are simultaneously similar to and different from others. As was noted earlier, it's easy to fall into a view of intercultural communication as "other oriented" and set up dichotomies between "us" and "them." When we overfocus on differences, we can end up polarizing groups that actually have things in common. When we overfocus on similarities, we essentialize, or reduce/overlook important variations within a group. This tendency is evident in most of the popular, and some of the academic, conversations regarding "gender differences." The book *Men Are from Mars and Women Are from Venus* makes it seem like men and women aren't even species that hail from the same planet. The media is quick to include a blurb from a research study indicating again how men and women are "wired" to communicate differently. However, the overwhelming majority of current research on gender and communication finds that while there are differences between how men and women communicate, there are far more similarities (Allen, 2011). Even the language we use to describe the genders sets up dichotomies. That's why I suggest that my students use the term *other gender* instead of the commonly used *opposite sex*. I have a mom, a sister, and plenty of female friends, and I don't feel like any of them are the opposite of me. Perhaps a better title for a book would be *Women and Men Are Both from Earth*.

The static-dynamic dialectic suggests that culture and communication change over time yet often appear to be and are experienced as stable. Although it is true that our cultural beliefs and practices are rooted in the past, we have already discussed how cultural categories that most of us assume to be stable, like race and gender, have changed dramatically in just the past fifty years. Some cultural values remain relatively consistent over time, which allows us to make some generalizations about a culture. For example, cultures have different orientations to time. The Chinese have a longer-term orientation to time than do Europeans (Lustig & Koester, 2006). This is evidenced in something that dates back as far as astrology. The Chinese zodiac is done annually (The Year of the Monkey, etc.), while European astrology was organized by month (Taurus, etc.). While this cultural orientation to time has been around for generations, as China becomes more Westernized in terms of technology, business, and commerce, it could also adopt some views on time that are more short term.

The history/past-present/future dialectic reminds us to understand that while current cultural conditions are important and that our actions now will inevitably affect our future, those conditions are not without a history. We always view history through the lens of the present. Perhaps no example is more entrenched in our past and avoided in our present as the history of slavery in the United States. Where I grew up in the Southern United States, race was something that came up frequently. The high school I attended was 30 percent minorities (mostly African American) and also had a noticeable number of white teens (mostly male) who proudly displayed Confederate flags on their clothing or vehicles.




Figure 8.3.2: There has been controversy over whether the Confederate flag is a symbol of hatred or a historical symbol that acknowledges the time of the Civil War. Jim Surkamp – [Confederate Rebel Flag](#) – CC BY-NC 2.0.

I remember an instance in a history class where we were discussing slavery and the subject of repatriation, or compensation for descendants of slaves, came up. A white male student in the class proclaimed, “I’ve never owned slaves. Why should I have to care about this now?” While his statement about not owning slaves is valid, it doesn’t acknowledge that effects of slavery still linger today and that the repercussions of such a long and unjust period of our history don’t disappear over the course of a few generations.

The privileges-disadvantages dialectic captures the complex interrelation of unearned, systemic advantages and disadvantages that operate among our various identities. As was discussed earlier, our society consists of dominant and nondominant groups. Our cultures and identities have certain privileges and/or disadvantages. To understand this dialectic, we must view culture and identity through a lens of intersectionality, which asks us to acknowledge that we each have multiple cultures and identities that intersect with each other. Because our identities are complex, no one is completely privileged and no one is completely disadvantaged. For example, while we may think of a white, heterosexual male as being very privileged, he may also have a disability that leaves him without the able-bodied privilege that a Latina woman has. This is often a difficult dialectic for my students to understand, because they are quick to point out exceptions that they think challenge this notion. For example, many people like to point out Oprah Winfrey as a powerful African American woman. While she is definitely now quite privileged despite her disadvantaged identities, her trajectory isn’t the norm. When we view privilege and disadvantage at the cultural level, we cannot let individual exceptions distract from the systemic and institutionalized ways in which some people in our society are disadvantaged while others are privileged.

As these dialectics reiterate, culture and communication are complex systems that intersect with and diverge from many contexts. A better understanding of all these dialectics helps us be more critical thinkers and competent communicators in a changing world.

“Getting Critical”: Immigration, Laws, and Religion

France, like the United States, has a constitutional separation between church and state. As many countries in Europe, including France, Belgium, Germany, the Netherlands, and Sweden, have experienced influxes of immigrants, many of them Muslim, there have been growing tensions among immigration, laws, and religion. In 2011, France passed a law banning the wearing of a *niqab* (pronounced *knee-cobb*), which is an Islamic facial covering worn by some women that only exposes the eyes. This law was aimed at “assimilating its Muslim population” of more than five million people and “defending French values and women’s rights” (De La Baume & Goodman, 2011). Women found wearing the veil can now be cited and fined \$150 euros. Although the law went into effect in April of 2011, the first fines were issued in late September of 2011. Hind Ahmas, a woman who was fined, says she welcomes the punishment because she wants to challenge the law in the European Court of Human Rights. She also stated that she respects French laws but cannot abide by this one. Her choice to wear the veil has been met with more than a fine. She recounts how she has been denied access to banks and other public buildings and was verbally harassed by a woman on the street and then punched in the face by the woman’s husband. Another Muslim woman named Kenza Drider, who can be seen in Video Clip 8.2, announced that she will run for the presidency of France in order to challenge the law. The bill that contained the law was broadly supported by politicians and the public in France, and similar laws are already in place in Belgium and are being proposed in Italy, Austria, the Netherlands, and Switzerland (Fraser, 2011).

1. Some people who support the law argue that part of integrating into Western society is showing your face. Do you agree or disagree? Why?
2. Part of the argument for the law is to aid in the assimilation of Muslim immigrants into French society. What are some positives and negatives of this type of assimilation?
3. Identify which of the previously discussed dialectics can be seen in this case. How do these dialectics capture the tensions involved?



Video 8.3.1: Veiled Woman Eyes French Presidency. youtu.be/DXh5csMHSPY

Intercultural Communication and Relationships

Intercultural relationships are formed between people with different cultural identities and include friends, romantic partners, family, and coworkers. Intercultural relationships have benefits and drawbacks. Some of the benefits include increasing cultural knowledge, challenging previously held stereotypes, and learning new skills (Martin & Nakayama, 2010). For example, I learned about the Vietnamese New Year celebration Tet from a friend I made in graduate school. This same friend also taught me how to make some delicious Vietnamese foods that I continue to cook today. I likely would not have gained this cultural knowledge or skill without the benefits of my intercultural friendship. Intercultural relationships also present challenges, however.

The dialectics discussed earlier affect our intercultural relationships. The similarities-differences dialectic in particular may present challenges to relationship formation (Martin & Nakayama, 2010). While differences between people's cultural identities may be obvious, it takes some effort to uncover commonalities that can form the basis of a relationship. Perceived differences in general also create anxiety and uncertainty that is not as present in intracultural relationships. Once some similarities are found, the tension within the dialectic begins to balance out and uncertainty and anxiety lessen. Negative stereotypes may also hinder progress toward relational development, especially if the individuals are not open to adjusting their preexisting beliefs. Intercultural relationships may also take more work to nurture and maintain. The benefit of increased cultural awareness is often achieved, because the relational partners explain their cultures to each other. This type of explaining requires time, effort, and patience and may be an extra burden that some are not willing to carry. Last, engaging in intercultural relationships can lead to questioning or even backlash from one's own group. I experienced this type of backlash from my white classmates in middle school who teased me for hanging out with the African American kids on my bus. While these challenges range from mild inconveniences to more serious repercussions, they are important to be aware of. As noted earlier, intercultural relationships can take many forms. The focus of this section is on friendships and romantic relationships, but much of the following discussion can be extended to other relationship types.

Intercultural Friendships

Even within the United States, views of friendship vary based on cultural identities. Research on friendship has shown that Latinos/as value relational support and positive feedback, Asian Americans emphasize exchanges of ideas like offering feedback or asking for guidance, African Americans value respect and mutual acceptance, and European Americans value recognition of each other as individuals (Coller, 1996). Despite the differences in emphasis, research also shows that the overall definition of a close friend is similar across cultures. A close friend is thought of as someone who is helpful and nonjudgmental, who you enjoy spending time with but can also be independent, and who shares similar interests and personality traits (Lee, 2006).

Intercultural friendship formation may face challenges that other friendships do not. Prior intercultural experience and overcoming language barriers increase the likelihood of intercultural friendship formation (Sias et al., 2008). In some cases, previous

intercultural experience, like studying abroad in college or living in a diverse place, may motivate someone to pursue intercultural friendships once they are no longer in that context. When friendships cross nationality, it may be necessary to invest more time in common understanding, due to language barriers. With sufficient motivation and language skills, communication exchanges through self-disclosure can then further relational formation. Research has shown that individuals from different countries in intercultural friendships differ in terms of the topics and depth of self-disclosure, but that as the friendship progresses, self-disclosure increases in depth and breadth (Chen & Nakazawa, 2009). Further, as people overcome initial challenges to initiating an intercultural friendship and move toward mutual self-disclosure, the relationship becomes more intimate, which helps friends work through and move beyond their cultural differences to focus on maintaining their relationship. In this sense, intercultural friendships can be just as strong and enduring as other friendships (Lee, 2006).

The potential for broadening one's perspective and learning more about cultural identities is not always balanced, however. In some instances, members of a dominant culture may be more interested in sharing their culture with their intercultural friend than they are in learning about their friend's culture, which illustrates how context and power influence friendships (Lee, 2006). A research study found a similar power dynamic, as European Americans in intercultural friendships stated they were open to exploring everyone's culture but also communicated that culture wasn't a big part of their intercultural friendships, as they just saw their friends as people. As the researcher states, "These types of responses may demonstrate that it is easiest for the group with the most socioeconomic and socio-cultural power to ignore the rules, assume they have the power as individuals to change the rules, or assume that no rules exist, since others are adapting to them rather than vice versa" (Collier, 1996). Again, intercultural friendships illustrate the complexity of culture and the importance of remaining mindful of your communication and the contexts in which it occurs.

Culture and Romantic Relationships

Romantic relationships are influenced by society and culture, and still today some people face discrimination based on who they love. Specifically, sexual orientation and race affect societal views of romantic relationships. Although the United States, as a whole, is becoming more accepting of gay and lesbian relationships, there is still a climate of prejudice and discrimination that individuals in same-gender romantic relationships must face. Despite some physical and virtual meeting places for gay and lesbian people, there are challenges for meeting and starting romantic relationships that are not experienced for most heterosexual people (Peplau & Spalding, 2000).

As we've already discussed, romantic relationships are likely to begin due to merely being exposed to another person at work, through a friend, and so on. But some gay and lesbian people may feel pressured into or just feel more comfortable not disclosing or displaying their sexual orientation at work or perhaps even to some family and friends, which closes off important social networks through which most romantic relationships begin. This pressure to refrain from disclosing one's gay or lesbian sexual orientation in the workplace is not unfounded, as it is still legal in twenty-nine states (as of November 2012) to fire someone for being gay or lesbian (Human Rights Campaign, 2012). There are also some challenges faced by gay and lesbian partners regarding relationship termination. Gay and lesbian couples do not have the same legal and societal resources to manage their relationships as heterosexual couples; for example, gay and lesbian relationships are not legally recognized in most states, it is more difficult for a gay or lesbian couple to jointly own property or share custody of children than heterosexual couples, and there is little public funding for relationship counseling or couples therapy for gay and lesbian couples.

While this lack of barriers may make it easier for gay and lesbian partners to break out of an unhappy or unhealthy relationship, it could also lead couples to termination who may have been helped by the sociolegal support systems available to heterosexuals (Peplau & Spalding, 2000).

Despite these challenges, relationships between gay and lesbian people are similar in other ways to those between heterosexuals. Gay, lesbian, and heterosexual people seek similar qualities in a potential mate, and once relationships are established, all these groups experience similar degrees of relational satisfaction (Peplau & Spalding, 2000). Despite the myth that one person plays the man and one plays the woman in a relationship, gay and lesbian partners do not have set preferences in terms of gender role. In fact, research shows that while women in heterosexual relationships tend to do more of the housework, gay and lesbian couples were more likely to divide tasks so that each person has an equal share of responsibility (Peplau & Spalding, 2000). A gay or lesbian couple doesn't necessarily constitute an intercultural relationship, but as we have already discussed, sexuality is an important part of an individual's identity and connects to larger social and cultural systems. Keeping in mind that identity and culture are complex, we can see that gay and lesbian relationships can also be intercultural if the partners are of different racial or ethnic backgrounds.

While interracial relationships have occurred throughout history, there have been more historical taboos in the United States regarding relationships between African Americans and white people than other racial groups. Antimiscegenation laws were common in states and made it illegal for people of different racial/ethnic groups to marry. It wasn't until 1967 that the Supreme Court ruled in the case of *Loving versus Virginia*, declaring these laws to be unconstitutional (Pratt, 1995). It wasn't until 1998 and 2000, however, that South Carolina and Alabama removed such language from their state constitutions (Lovingday.org, 2011). The organization and website lovingday.org commemorates the landmark case and works to end racial prejudice through education.



Figure 8.3.3: The Supreme Court ruled in the 1967 *Loving v. Virginia* case that states could not enforce laws banning interracial marriages. Bahai.us – CC BY-NC 2.0.

Even after these changes, there were more Asian-white and Latino/a-white relationships than there were African American–white relationships (Gaines Jr. & Brennan, 2011). Having already discussed the importance of similarity in attraction to mates, it's important to note that partners in an interracial relationship, although culturally different, tend to be similar in occupation and income. This can likely be explained by the situational influences on our relationship formation we discussed earlier—namely, that work tends to be a starting ground for many of our relationships, and we usually work with people who have similar backgrounds to us.

There has been much research on interracial couples that counters the popular notion that partners may be less satisfied in their relationships due to cultural differences. In fact, relational satisfaction isn't significantly different for interracial partners, although the challenges they may face in finding acceptance from other people could lead to stressors that are not as strong for intracultural partners (Gaines Jr. & Brennan, 2011). Although partners in interracial relationships certainly face challenges, there are positives. For example, some mention that they've experienced personal growth by learning about their partner's cultural background, which helps them gain alternative perspectives. Specifically, white people in interracial relationships have cited an awareness of and empathy for racism that still exists, which they may not have been aware of before (Gaines Jr. & Liu, 2000).

Key Takeaways

- Studying intercultural communication, communication between people with differing cultural identities, can help us gain more self-awareness and be better able to communicate in a world with changing demographics and technologies.
- A dialectical approach to studying intercultural communication is useful because it allows us to think about culture and identity in complex ways, avoiding dichotomies and acknowledging the tensions that must be negotiated.
- Intercultural relationships face some challenges in negotiating the dialectic between similarities and differences but can also produce rewards in terms of fostering self- and other awareness.

Exercises

1. Why is the phrase “Know thyself” relevant to the study of intercultural communication?
2. Apply at least one of the six dialectics to a recent intercultural interaction that you had. How does this dialectic help you understand or analyze the situation?
3. Do some research on your state's laws by answering the following questions: Did your state have antimiscegenation laws? If so, when were they repealed? Does your state legally recognize gay and lesbian relationships? If so, how?

References

- Allen, B. J., *Difference Matters: Communicating Social Identity*, 2nd ed. (Long Grove, IL: Waveland, 2011), 55.
- ben-Aaron, D., “Bringing Broadband to Finland’s Bookdocks,” *Bloomberg Businessweek*, July 19, 2010, 42.
- Chen, Y. and Masato Nakazawa, “Influences of Culture on Self-Disclosure as Relationally Situated in Intercultural and Interracial Friendships from a Social Penetration Perspective,” *Journal of Intercultural Communication Research* 38, no. 2 (2009): 94. doi:10.1080/17475750903395408.
- Coller, M. J., “Communication Competence Problematics in Ethnic Friendships,” *Communication Monographs* 63, no. 4 (1996): 324–25.
- De La Baume, M. and J. David Goodman, “First Fines over Wearing Veils in France,” *The New York Times (The Lede: Blogging the News)*, September 22, 2011, accessed October 10, 2011, thelede.blogs.nytimes.com/2011/09/22/first-fines-over-wearing-full-veils-in-france.
- Fraser, C., “The Women Defying France’s Fall-Face Veil Ban,” *BBC News*, September 22, 2011, accessed October 10, 2011, <http://www.bbc.co.uk/news/world-europe-15023308>.
- Gaines Jr. S. O., and Kelly A. Brennan, “Establishing and Maintaining Satisfaction in Multicultural Relationships,” in *Close Romantic Relationships: Maintenance and Enhancement*, eds. John Harvey and Amy Wenzel (Mahwah, NJ: Lawrence Erlbaum, 2011), 239.
- Stanley O. Gaines Jr., S. O., and James H. Liu, “Multicultural/Multiracial Relationships,” in *Close Relationships: A Sourcebook*, eds. Clyde Hendrick and Susan S. Hendrick (Thousand Oaks, CA: Sage, 2000), 105.
- Hofstede, G., *Cultures and Organizations: Softwares of the Mind* (London: McGraw-Hill, 1991), 26.
- Human Rights Campaign, “Pass ENDA NOW”, accessed November 5, 2012, www.hrc.org/campaigns/employ.rimination-act.
- Lee, P., “Bridging Cultures: Understanding the Construction of Relational Identity in Intercultural Friendships,” *Journal of Intercultural Communication Research* 35, no. 1 (2006): 11. doi:10.1080/17475740600739156.
- Loving Day, “The Last Laws to Go,” *Lovingday.org*, accessed October 11, 2011, <http://lovingday.org/last-laws-to-go>.
- Lustig, M. W., and Jolene Koester, *Intercultural Competence: Interpersonal Communication across Cultures*, 2nd ed. (Boston, MA: Pearson, 2006), 128–29.
- Martin, J. N., and Thomas K. Nakayama, *Intercultural Communication in Contexts*, 5th ed. (Boston, MA: McGraw-Hill, 2010), 4.
- Martin, J. N., and Thomas K. Nakayama, “Thinking Dialectically about Culture and Communication,” *Communication Theory* 9, no. 1 (1999): 14.
- McLuhan, M., *The Medium Is the Message* (New York: Bantam Books, 1967).
- Peplau, L. A. and Leah R. Spalding, “The Close Relationships of Lesbians, Gay Men, and Bisexuals,” in *Close Relationships: A Sourcebook*, eds. Clyde Hendrick and Susan S. Hendrick (Thousand Oaks, CA: Sage, 2000), 113.
- Pratt, R. A., “Crossing the Color Line: A Historical Assessment and Personal Narrative of *Loving v. Virginia*,” *Howard Law Journal* 41, no. 2 (1995): 229–36.
- Sias, P. M., Jolanta A. Drzewiecka, Mary Meares, Rhiannon Bent, Yoko Konomi, Maria Ortega, and Colene White, “Intercultural Friendship Development,” *Communication Reports* 21, no. 1 (2008): 9. doi:10.1080/08934210701643750.
- Smith, P., “The Digital Divide,” *New York Times Upfront*, May 9, 2011, 6.
- Sylvester, D. E., and Adam J. McGlynn, “The Digital Divide, Political Participation, and Place,” *Social Science Computer Review* 28, no. 1 (2010): 64–65. doi:10.1177/0894439309335148.
- van Deursen, A. and Jan van Dijk, “Internet Skills and the Digital Divide,” *New Media and Society* 13, no. 6 (2010): 893. doi:10.1177/1461444810386774.

This page titled [8.3: Intercultural Communication](#) is shared under a [CC BY-NC-SA 3.0](#) license and was authored, remixed, and/or curated by [Anonymous](#) via [source content](#) that was edited to the style and standards of the LibreTexts platform; a detailed edit history is available upon request.

8.4: Intercultural Communication Competence

Learning Objectives

1. Define intercultural communication competence.
2. Explain how motivation, self- and other-knowledge, and tolerance for uncertainty relate to intercultural communication competence.
3. Summarize the three ways to cultivate intercultural communication competence that are discussed.
4. Apply the concept of “thinking under the influence” as a reflective skill for building intercultural communication competence.

Throughout this book we have been putting various tools in our communication toolbox to improve our communication competence. Many of these tools can be translated into intercultural contexts. While building any form of competence requires effort, building intercultural communication competence often requires us to take more risks. Some of these risks require us to leave our comfort zones and adapt to new and uncertain situations. In this section, we will learn some of the skills needed to be an interculturally competent communicator.

Components of Intercultural Communication Competence

Intercultural communication competence (ICC) is the ability to communicate effectively and appropriately in various cultural contexts. There are numerous components of ICC. Some key components include motivation, self- and other knowledge, and tolerance for uncertainty.

Initially, a person’s motivation for communicating with people from other cultures must be considered. Motivation refers to the root of a person’s desire to foster intercultural relationships and can be intrinsic or extrinsic (Martin & Nakayama, 2010). Put simply, if a person isn’t motivated to communicate with people from different cultures, then the components of ICC discussed next don’t really matter. If a person has a healthy curiosity that drives him or her toward intercultural encounters in order to learn more about self and others, then there is a foundation from which to build additional competence-relevant attitudes and skills. This intrinsic motivation makes intercultural communication a voluntary, rewarding, and lifelong learning process. Motivation can also be extrinsic, meaning that the desire for intercultural communication is driven by an outside reward like money, power, or recognition. While both types of motivation can contribute to ICC, context may further enhance or impede a person’s motivation to communicate across cultures.

Members of dominant groups are often less motivated, intrinsically and extrinsically, toward intercultural communication than members of nondominant groups, because they don’t see the incentives for doing so. Having more power in communication encounters can create an unbalanced situation where the individual from the nondominant group is expected to exhibit competence, or the ability to adapt to the communication behaviors and attitudes of the other. Even in situations where extrinsic rewards like securing an overseas business investment are at stake, it is likely that the foreign investor is much more accustomed to adapting to United States business customs and communication than vice versa. This expectation that others will adapt to our communication can be unconscious, but later ICC skills we will learn will help bring it to awareness.

The unbalanced situation I just described is a daily reality for many individuals with nondominant identities. Their motivation toward intercultural communication may be driven by survival in terms of functioning effectively in dominant contexts. Recall the phenomenon known as code-switching discussed earlier, in which individuals from nondominant groups adapt their communication to fit in with the dominant group. In such instances, African Americans may “talk white” by conforming to what is called “standard English,” women in corporate environments may adapt masculine communication patterns, people who are gay or lesbian may self-censor and avoid discussing their same-gender partners with coworkers, and people with nonvisible disabilities may not disclose them in order to avoid judgment.

While intrinsic motivation captures an idealistic view of intercultural communication as rewarding in its own right, many contexts create extrinsic motivation. In either case, there is a risk that an individual’s motivation can still lead to incompetent communication. For example, it would be exploitative for an extrinsically motivated person to pursue intercultural communication solely for an external reward and then abandon the intercultural relationship once the reward is attained. These situations highlight the relational aspect of ICC, meaning that the motivation of all parties should be considered. Motivation alone cannot create ICC.

Knowledge supplements motivation and is an important part of building ICC. Knowledge includes self- and other-awareness, mindfulness, and cognitive flexibility. Building knowledge of our own cultures, identities, and communication patterns takes more than passive experience (Martin & Nakayama). As you'll recall from the chapter titled "Communication and Perception", on perception, we learn who we are through our interactions with others. Developing cultural self-awareness often requires us to get out of our comfort zones. Listening to people who are different from us is a key component of developing self-knowledge. This may be uncomfortable, because we may realize that people think of our identities differently than we thought. For example, when I lived in Sweden, my Swedish roommates often discussed how they were wary of befriending students from the United States. They perceived US Americans to be shallow because they were friendly and exciting while they were in Sweden but didn't remain friends once they left. Although I was initially upset by their assessment, I came to see the truth in it. Swedes are generally more reserved than US Americans and take longer to form close friendships. The comparatively extroverted nature of the Americans led some of the Swedes to overestimate the depth of their relationship, which ultimately hurt them when the Americans didn't stay in touch. This made me more aware of how my communication was perceived, enhancing my self-knowledge. I also learned more about communication behaviors of the Swedes, which contributed to my other-knowledge.

The most effective way to develop other-knowledge is by direct and thoughtful encounters with other cultures. However, people may not readily have these opportunities for a variety of reasons. Despite the overall diversity in the United States, many people still only interact with people who are similar to them. Even in a racially diverse educational setting, for example, people often group off with people of their own race. While a heterosexual person may have a gay or lesbian friend or relative, they likely spend most of their time with other heterosexuals. Unless you interact with people with disabilities as part of your job or have a person with a disability in your friend or family group, you likely spend most of your time interacting with able-bodied people. Living in a rural area may limit your ability to interact with a range of cultures, and most people do not travel internationally regularly. Because of this, we may have to make a determined effort to interact with other cultures or rely on educational sources like college classes, books, or documentaries. Learning another language is also a good way to learn about a culture, because you can then read the news or watch movies in the native language, which can offer insights that are lost in translation. It is important to note though that we must evaluate the credibility of the source of our knowledge, whether it is a book, person, or other source. Also, knowledge of another language does not automatically equate to ICC.

Developing self- and other-knowledge is an ongoing process that will continue to adapt and grow as we encounter new experiences. Mindfulness and cognitive complexity will help as we continue to build our ICC (Pusch, 2009). Mindfulness is a state of self- and other-monitoring that informs later reflection on communication interactions. As mindful communicators we should ask questions that focus on the interactive process like "How is our communication going? What are my reactions? What are their reactions?" Being able to adapt our communication in the moment based on our answers to these questions is a skill that comes with a high level of ICC. Reflecting on the communication encounter later to see what can be learned is also a way to build ICC. We should then be able to incorporate what we learned into our communication frameworks, which requires cognitive flexibility. Cognitive flexibility refers to the ability to continually supplement and revise existing knowledge to create new categories rather than forcing new knowledge into old categories. Cognitive flexibility helps prevent our knowledge from becoming stale and also prevents the formation of stereotypes and can help us avoid prejudging an encounter or jumping to conclusions. In summary, to be better intercultural communicators, we should know much about others and ourselves and be able to reflect on and adapt our knowledge as we gain new experiences.

Motivation and knowledge can inform us as we gain new experiences, but how we feel in the moment of intercultural encounters is also important. Tolerance for uncertainty refers to an individual's attitude about and level of comfort in uncertain situations (Martin & Nakayama, 2010). Some people perform better in uncertain situations than others, and intercultural encounters often bring up uncertainty. Whether communicating with someone of a different gender, race, or nationality, we are often wondering what we should or shouldn't do or say. Situations of uncertainty most often become clearer as they progress, but the anxiety that an individual with a low tolerance for uncertainty feels may lead them to leave the situation or otherwise communicate in a less competent manner. Individuals with a high tolerance for uncertainty may exhibit more patience, waiting on new information to become available or seeking out information, which may then increase the understanding of the situation and lead to a more successful outcome (Pusch, 2009). Individuals who are intrinsically motivated toward intercultural communication may have a higher tolerance for uncertainty, in that their curiosity leads them to engage with others who are different because they find the self- and other-knowledge gained rewarding.

Cultivating Intercultural Communication Competence

How can ICC be built and achieved? This is a key question we will address in this section. Two main ways to build ICC are through experiential learning and reflective practices (Bednarz, 2010). We must first realize that competence isn't any one thing. Part of being competent means that you can assess new situations and adapt your existing knowledge to the new contexts. What it means to be competent will vary depending on your physical location, your role (personal, professional, etc.), and your life stage, among other things. Sometimes we will know or be able to figure out what is expected of us in a given situation, but sometimes we may need to act in unexpected ways to meet the needs of a situation. Competence enables us to better cope with the unexpected, adapt to the nonroutine, and connect to uncommon frameworks. I have always told my students that ICC is less about a list of rules and more about a box of tools.

Three ways to cultivate ICC are to foster attitudes that motivate us, discover knowledge that informs us, and develop skills that enable us (Bennett, 2009). To foster attitudes that motivate us, we must develop a sense of wonder about culture. This sense of wonder can lead to feeling overwhelmed, humbled, or awed (Opdal, 2001). This sense of wonder may correlate to a high tolerance for uncertainty, which can help us turn potentially frustrating experiences we have into teachable moments. I've had many such moments in my intercultural encounters at home and abroad. One such moment came the first time I tried to cook a frozen pizza in the oven in the shared kitchen of my apartment in Sweden. The information on the packaging was written in Swedish, but like many college students, I had a wealth of experience cooking frozen pizzas to draw from. As I went to set the oven dial to preheat, I noticed it was strange that the oven didn't go up to my usual 425–450 degrees. Not to be deterred, I cranked the dial up as far as it would go, waited a few minutes, put my pizza in, and walked down the hall to my room to wait for about fifteen minutes until the pizza was done. The smell of smoke drew me from my room before the fifteen minutes was up, and I walked into a corridor filled with smoke and the smell of burnt pizza. I pulled the pizza out and was puzzled for a few minutes while I tried to figure out why the pizza burned so quickly, when one of my corridor-mates gently pointed out that the oven temperatures in Sweden are listed in Celsius, not Fahrenheit! Despite almost burning the kitchen down, I learned a valuable lesson about assuming my map for temperatures and frozen pizzas was the same as everyone else's.

Discovering knowledge that informs us is another step that can build on our motivation. One tool involves learning more about our cognitive style, or how we learn. Our cognitive style consists of our preferred patterns for “gathering information, constructing meaning, and organizing and applying knowledge” (Bennett, 2009). As we explore cognitive styles, we discover that there are differences in how people attend to and perceive the world, explain events, organize the world, and use rules of logic (Nisbett, 2003). Some cultures have a cognitive style that focuses more on tasks, analytic and objective thinking, details and precision, inner direction, and independence, while others focus on relationships and people over tasks and things, concrete and metaphorical thinking, and a group consciousness and harmony.

Developing ICC is a complex learning process. At the basic level of learning, we accumulate knowledge and assimilate it into our existing frameworks. But accumulated knowledge doesn't necessarily help us in situations where we have to apply that knowledge. Transformative learning takes place at the highest levels and occurs when we encounter situations that challenge our accumulated knowledge and our ability to accommodate that knowledge to manage a real-world situation. The cognitive dissonance that results in these situations is often uncomfortable and can lead to a hesitance to repeat such an engagement. One tip for cultivating ICC that can help manage these challenges is to find a community of like-minded people who are also motivated to develop ICC. In my graduate program, I lived in the international dormitory in order to experience the cultural diversity that I had enjoyed so much studying abroad a few years earlier. I was surrounded by international students and US American students who were more or less interested in cultural diversity. This ended up being a tremendous learning experience, and I worked on research about identity and communication between international and American students.

Developing skills that enable us is another part of ICC. Some of the skills important to ICC are the ability to empathize, accumulate cultural information, listen, resolve conflict, and manage anxiety (Bennett, 2009). Again, you are already developing a foundation for these skills by reading this book, but you can expand those skills to intercultural settings with the motivation and knowledge already described. Contact alone does not increase intercultural skills; there must be more deliberate measures taken to fully capitalize on those encounters. While research now shows that intercultural contact does decrease prejudices, this is not enough to become interculturally competent. The ability to empathize and manage anxiety enhances prejudice reduction, and these two skills have been shown to enhance the overall impact of intercultural contact even more than acquiring cultural knowledge. There is intercultural training available for people who are interested. If you can't access training, you may choose to research intercultural training on your own, as there are many books, articles, and manuals written on the subject.

Reflective practices can also help us process through rewards and challenges associated with developing ICC. As we open ourselves to new experiences, we are likely to have both positive and negative reactions. It can be very useful to take note of negative or defensive reactions you have. This can help you identify certain triggers that may create barriers to effective intercultural interaction. Noting positive experiences can also help you identify triggers for learning that you could seek out or recreate to enhance the positive (Bednarz, 2010). A more complex method of reflection is called intersectional reflexivity. Intersectional reflexivity is a reflective practice by which we acknowledge intersecting identities, both privileged and disadvantaged, and implicate ourselves in social hierarchies and inequalities (Jones Jr., 2010). This method brings in the concepts of dominant and nondominant groups and the privileges/disadvantages dialectic we discussed earlier.

While formal intercultural experiences like studying abroad or volunteering for the Special Olympics or a shelter for gay, lesbian, bisexual, transgender, and queer (GLBTQ) youth can result in learning, informal experiences are also important. We may be less likely to include informal experiences in our reflection if we don't see them as legitimate. Reflection should also include "critical incidents" or what I call "a-ha! moments." Think of reflection as a tool for metacompetence that can be useful in bringing the formal and informal together (Bednarz, 2010).

Getting Competent": Thinking under the Influence

Communication and culture scholar Brenda Allen coined the phrase "thinking under the influence" (TUI) to highlight a reflective process that can help us hone our intercultural communication competence (Allen, 2011). As we discussed earlier, being mindful is an important part of building competence. Once we can become aware of our thought processes and behaviors, we can more effectively monitor and intervene in them. She asks us to monitor our thoughts and feelings about other people, both similar to and different from us. As we monitor, we should try to identify instances when we are guilty of TUI, such as uncritically accepting the dominant belief systems, relying on stereotypes, or prejudging someone based on their identities. She recounts seeing a picture on the front of the newspaper with three men who appeared Latino. She found herself wondering what they had done, and then found out from the caption that they were the relatives of people who died in a car crash. She identified that as a TUI moment and asked herself if she would have had the same thought if they had been black, white, Asian, or female. When we feel "surprised" by someone different, this often points to a preexisting negative assumption that we can unpack and learn from. Allen also found herself surprised when a panelist at a conference who used a wheelchair and was hearing impaired made witty comments. Upon reflection, she realized that she had an assumption that people with disabilities would have a gloomy outlook on life. While these examples focus on out-groups, she also notes that it's important for people, especially in nondominant groups, to monitor their thoughts about their own group, as they may have internalized negative attitudes about their group from the dominant culture. As a black woman, she notes that she has been critical of black people who "do not speak mainstream English" based on stereotypes she internalized about race, language, and intelligence. It is not automatically a bad thing to TUI. Even Brenda Allen, an accomplished and admirable scholar of culture and communication, catches herself doing it. When we notice that we TUI, it's important to reflect on that moment and try to adjust our thinking processes. This is an ongoing process, but it is an easy-to-remember way to cultivate your ICC. Keep a record of instances where you catch yourself "thinking under the influence" and answer the following questions:

1. What triggers you to TUI?
2. Where did these influences on your thought come from?
3. What concepts from this chapter can you apply to change your thought processes?

Key Takeaways

- Getting integrated: Intercultural communication competence (ICC) is the ability to communicate effectively and appropriately in various cultural contexts. ICC also has the potential to benefit you in academic, professional, personal, and civic contexts.
- A person with appropriate intrinsic or extrinsic motivation to engage in intercultural communication can develop self- and other-knowledge that will contribute to their ability to be mindful of their own communication and tolerate uncertain situations.
- We can cultivate ICC by fostering attitudes that motivate us, discovering knowledge that informs us, and developing skills that enable us.

Exercises

1. Identify an intercultural encounter in which you did not communicate as competently as you would have liked. What concept(s) from the chapter would have helped you in this situation and how?

2. Which of the following components of ICC—motivation, mindfulness, cognitive flexibility, and tolerance for uncertainty—do you think you are most competent at, and which one needs the most work? Identify how you became so competent at the first one and some ways that you can improve the second one.
3. Choose one of the three ways discussed to cultivate ICC and make a list of five steps you can take to enhance this part of your competence.

References

Allen, B. J., *Difference Matters: Communicating Social Identity*, 2nd ed. (Long Grove, IL: Waveland, 2011), 9, 65, 186–87.

Bednarz, F., “Building Up Intercultural Competences: Challenges and Learning Processes,” in *Building Intercultural Competencies: A Handbook for Professionals in Education, Social Work, and Health Care*, eds. Maria Giovanna Onorati and Furio Bednarz (Leuven, Belgium: Acco, 2010), 39.

Bennett, J. M., “Cultivating Intercultural Competence,” in *The Sage Handbook of Intercultural Competence*, ed. Darla K. Deardorff (Thousand Oaks, CA: Sage, 2009), 127–34.

Jones Jr., R. G., “Putting Privilege into Practice through ‘Intersectional Reflexivity’: Ruminations, Interventions, and Possibilities,” *Reflections: Narratives of Professional Helping* 16, no. 1 (2010): 122.

Martin, J. N., and Thomas K. Nakayama, *Intercultural Communication in Contexts*, 5th ed. (Boston, MA: McGraw-Hill, 2010), 465.

Nisbett, R. E., *The Geography of Thought: How Asians and Westerners Think Differently...and Why* (New York: Free Press, 2003), 44–45.

Opdal, P. M., “Curiosity, Wonder, and Education Seen as Perspective,” *Studies in Philosophy and Education* 20 (2001): 331–44.

Pusch, M. D., “The Interculturally Competent Global Leader,” in *The Sage Handbook of Intercultural Competence*, ed. Darla K. Deardorff (Thousand Oaks, CA: Sage, 2009), 69.

This page titled [8.4: Intercultural Communication Competence](#) is shared under a [CC BY-NC-SA 3.0](#) license and was authored, remixed, and/or curated by [Anonymous](#) via [source content](#) that was edited to the style and standards of the LibreTexts platform; a detailed edit history is available upon request.

CHAPTER OVERVIEW

9: Preparing a Speech

[9.1: Selecting and Narrowing a Topic](#)

[9.2: Researching and Supporting Your Speech](#)

[9.3: Organizing](#)

[9.4: Outlining](#)

This page titled [9: Preparing a Speech](#) is shared under a [CC BY-NC-SA 3.0](#) license and was authored, remixed, and/or curated by [Anonymous](#) via [source content](#) that was edited to the style and standards of the LibreTexts platform; a detailed edit history is available upon request.

9.1: Selecting and Narrowing a Topic

Learning Objectives

1. Employ audience analysis.
2. Determine the general purpose of a speech.
3. List strategies for narrowing a speech topic.
4. Compose an audience-centered, specific purpose statement for a speech.
5. Compose a thesis statement that summarizes the central idea of a speech.

There are many steps that go into the speech-making process. Many people do not approach speech preparation in an informed and systematic way, which results in many poorly planned or executed speeches that are not pleasant to sit through as an audience member and don't reflect well on the speaker. Good speaking skills can help you stand out from the crowd in increasingly competitive environments. While a polished delivery is important and will be discussed more in the chapter titled "Delivering a Speech", good speaking skills must be practiced much earlier in the speech-making process.

Analyze Your Audience

Audience analysis is key for a speaker to achieve his or her speech goal. One of the first questions you should ask yourself is "Who is my audience?" While there are some generalizations you can make about an audience, a competent speaker always assumes there is a diversity of opinion and background among his or her listeners. You can't assume from looking that everyone in your audience is the same age, race, sexual orientation, religion, or many other factors. Even if you did have a fairly homogenous audience, with only one or two people who don't match up, you should still consider those one or two people. When I have a class with one or two older students, I still consider the different age demographics even though twenty other students are eighteen to twenty-two years old. In short, a good speaker shouldn't intentionally alienate even one audience member. Of course, a speaker could still unintentionally alienate certain audience members, especially in persuasive speaking situations. While this may be unavoidable, speakers can still think critically about what content they include in the speech and the effects it may have.



Good speakers should always assume a diversity of backgrounds and opinions among their audience members. TEDx University of Tulsa – [Audience](#) – CC BY-NC-ND 2.0.

Even though you should remain conscious of the differences among audience members, you can also focus on commonalities. When delivering a speech in a college classroom, you can rightfully assume that everyone in your audience is currently living in the general area of the school, is enrolled at the school, and is currently taking the same speech class. In professional speeches, you can often assume that everyone is part of the same professional organization if you present at a conference, employed at the same place or in the same field if you are giving a sales presentation, or experiencing the nervousness of starting a new job if you are leading an orientation or training. You may not be able to assume much more, but that's enough to add some tailored points to your speech that will make the content more relevant.

Demographic Audience Analysis

Demographics are broad sociocultural categories, such as age, gender, race, socioeconomic status, sexual orientation, education level, religion, ethnicity, and nationality that are used to segment a larger population. Since you are always going to have diverse demographics among your audience members, it would be unwise to focus solely on one group over another. As a speaker, being aware of diverse demographics is useful in that you can tailor and vary examples to appeal to different groups of people. As you can read in the “Getting Real” feature in this chapter, engaging in audience segmentation based on demographics is much more targeted in some careers.

Psychological Audience Analysis

Psychological audience analysis considers your audience’s psychological dispositions toward the topic, speaker, and occasion and how their attitudes, beliefs, and values inform those dispositions. When considering your audience’s disposition toward your topic, you want to assess your audience’s knowledge of the subject. You wouldn’t include a lesson on calculus in an introductory math course. You also wouldn’t go into the intricacies of a heart transplant to an audience with no medical training. A speech on how to give a speech would be redundant in a public speaking class, but it could be useful for high school students or older adults who are going through a career transition. Students in my class recently had to theme their informative speeches around the topic of renewable energy. They were able to tie their various topics to a new renewable energy production plant that opened that semester on our campus. They had to be careful not to overrun their speech with scientific jargon. One student compared the concept of biogasification to the natural gas production that comes from living creatures like humans and cows. This comparison got a laugh from the audience and also made the seemingly complex concept more understandable.

The audience may or may not have preconceptions about you as a speaker. One way to positively engage your audience is to make sure you establish your credibility. In terms of credibility, you want the audience to see you as competent, trustworthy, and engaging. If the audience is already familiar with you, they may already see you as a credible speaker because they’ve seen you speak before, have heard other people evaluate you positively, or know that you have credentials and/or experience that make you competent. If you know you have a reputation that isn’t as positive, you will want to work hard to overcome those perceptions. To establish your trustworthiness, you want to incorporate good supporting material into your speech, verbally cite sources, and present information and arguments in a balanced, noncoercive, and nonmanipulative way. To establish yourself as engaging, you want to have a well-delivered speech, which requires you to practice, get feedback, and practice some more. Your verbal and nonverbal delivery should be fluent and appropriate to the audience and occasion. We will discuss speech delivery more in the chapter titled “Delivering a Speech”.

The circumstances that led your audience to attend your speech will affect their view of the occasion. A captive audience includes people who are required to attend your presentation. Mandatory meetings are common in workplace settings. Whether you are presenting for a group of your employees, coworkers, classmates, or even residents in your dorm if you are a resident advisor, you shouldn’t let the fact that the meeting is required give you license to give a half-hearted speech. In fact, you may want to build common ground with your audience to overcome any potential resentment for the required gathering. In your speech class, your classmates are captive audience members.



When you speak in a classroom or at a business meeting, you may have a captive audience. Presbyterian Women – [Business Meeting](#) – CC BY-NC 2.0.

View having a captive classroom audience as a challenge, and use this space as a public speaking testing laboratory. You can try new things and push your boundaries more, because this audience is very forgiving and understanding since they have to go through the same things you do. In general, you may have to work harder to maintain the attention of a captive audience. Since coworkers may expect to hear the same content they hear every time this particular meeting comes around, and classmates have to sit through dozens and dozens of speeches, use your speech as an opportunity to stand out from the crowd or from what's been done before.

A voluntary audience includes people who have decided to come hear your speech. This is perhaps one of the best compliments a speaker can receive, even before they've delivered the speech. Speaking for a voluntary audience often makes me have more speaking anxiety than I do when speaking in front of my class or my colleagues, because I know the audience may have preconceived notions or expectations that I must live up to. This is something to be aware of if you are used to speaking in front of captive audiences. To help adapt to a voluntary audience, ask yourself what the audience members expect. Why are they here? If they've decided to come and see you, they must be interested in your topic or you as a speaker. Perhaps you have a reputation for being humorous, being able to translate complicated information into more digestible parts, or being interactive with the audience and responding to questions. Whatever the reason or reasons, it's important to make sure you deliver on those aspects. If people are voluntarily giving up their time to hear you, you want to make sure they get what they expected.

A final aspect of psychological audience analysis involves considering the audience's attitudes, beliefs, and values, as they will influence all the perceptions mentioned previously. As you can see in Figure 9.1, we can think of our attitudes, beliefs, and values as layers that make up our perception and knowledge.

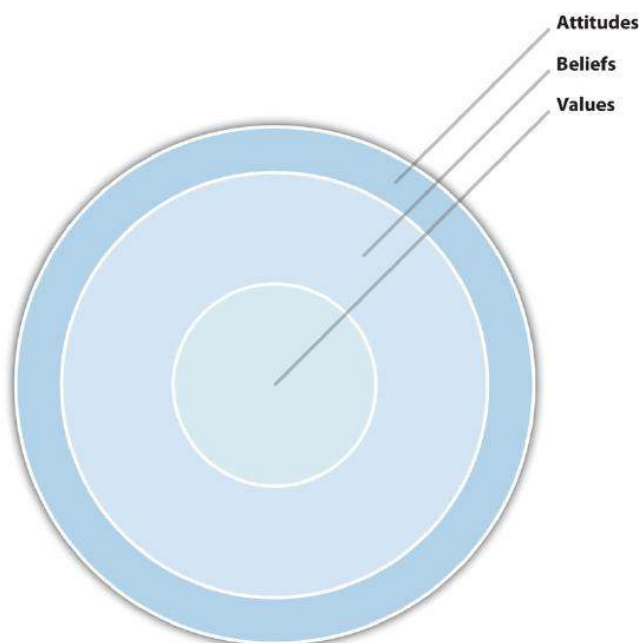


Figure 9.1 Psychological Analysis: Attitudes, Beliefs, and Values

At the outermost level, attitudes are our likes and dislikes, and they are easier to influence than beliefs or values because they are often reactionary. If you've ever followed the approval rating of a politician, you know that people's likes and dislikes change frequently and can change dramatically based on recent developments. This is also true interpersonally. For those of you who have siblings, think about how you can go from liking your sisters or brothers, maybe because they did something nice for you, to disliking them because they upset you. This seesaw of attitudes can go up and down over the course of a day or even a few minutes, but it can still be useful for a speaker to consider. If there is something going on in popular culture or current events that has captured people's attention and favor or disfavor, then you can tap into that as a speaker to better relate to your audience.

When considering beliefs, we are dealing with what we believe "is or isn't" or "true or false." We come to hold our beliefs based on what we are taught, experience for ourselves, or have faith in. Our beliefs change if we encounter new information or experiences that counter previous ones. As people age and experience more, their beliefs are likely to change, which is natural.

Our values deal with what we view as right or wrong, good or bad. Our values do change over time but usually as a result of a life transition or life-changing event such as a birth, death, or trauma. For example, when many people leave their parents' control for the first time and move away from home, they have a shift in values that occurs as they make this important and challenging life transition. In summary, audiences enter a speaking situation with various psychological dispositions, and considering what those may be can help speakers adapt their messages and better meet their speech goals.

Situational Audience Analysis

Situational audience analysis considers the physical surroundings and setting of a speech. It's always a good idea to visit the place you will be speaking ahead of time so you will know what to expect. If you expect to have a lectern and arrive to find only a table at the front of the room, that little difference could end up increasing your anxiety and diminishing your speaking effectiveness. I have traveled to many different universities, conference facilities, and organizations to speak, and I always ask my host to show me the room I will be speaking in. I take note of the seating arrangement, the presence of technology and its compatibility with what I plan on using, the layout of the room including windows and doors, and anything else that's relevant to my speech. Knowing your physical setting ahead of time allows you to alter the physical setting, when possible, or alter your message or speaking strategies if needed. Sometimes I open or close blinds, move seats around, plug my computer in to make sure it works, or even practice some or all of my presentation. I have also revised a speech to be more interactive and informal when I realized I would speak in a lounge rather than a classroom or lecture hall.

📌 “Getting Real”: Marketing Careers and Audience Segmentation

Advertisers and marketers use sophisticated people and programs to ensure that their message is targeted to particular audiences. These people are often called marketing specialists (Career Cruising, 2012). They research products and trends in markets and consumer behaviors and may work for advertising agencies, marketing firms, consulting firms, or other types of agencies or businesses. The pay range is varied, from \$35,000 to \$166,000 a year for most, and good communication, creativity, and analytic thinking skills are a must. If you stop to think about it, we are all targeted based on our demographics, psychographics, and life situations. Whereas advertisers used to engage in more mass marketing, to undifferentiated receivers, the categories are now much more refined and the target audiences more defined. We only need to look at the recent increase in marketing toward “tweens” or the eight-to-twelve age group. Although this group was once lumped in with younger kids or older teens, they are now targeted because they have “more of their own money to spend and more influence over familial decisions than ever before” (Siegel et al., 2004).

Whether it’s Red Bull aggressively marketing to the college-aged group or gyms marketing to single, working, young adults, much thought and effort goes into crafting a message with a particular receiver in mind. Some companies even create an “ideal customer,” going as far as to name the person, create a psychological and behavioral profile for them, and talk about them as if they were real during message development (Solomon, 2006).

Facebook has also revolutionized targeted marketing, which has led to some controversy and backlash (Greenwell, 2012). The “Like” button on Facebook that was introduced in 2010 is now popping up on news sites, company pages, and other websites. When you click the “Like” button, you are providing important information about your consumer behaviors that can then be fed into complicated algorithms that also incorporate demographic and psychographic data pulled from your Facebook profile and even information from your friends. All this is in an effort to more directly market to you, which became easier in January of 2012 when Facebook started allowing targeted advertisements to go directly into users’ “newsfeeds.”

Markets are obviously segmented based on demographics like gender and age, but here are some other categories and examples of market segments: geography (region, city size, climate), lifestyle (couch potato, economical/frugal, outdoorsy, status seeker), family life cycle (bachelors, newlyweds, full nesters, empty nesters), and perceived benefit of use (convenience, durability, value for the money, social acceptance), just to name a few (Schiffman & Kanuk, 2000).

1. Make a list of the various segments you think marketers might put you in. Have you ever thought about these before? Why or why not?
2. Take note of the advertisements that catch your eye over a couple days. Do they match up with any of the segments you listed in the first question?
3. Are there any groups that you think it would be unethical to segment and target for marketing? Explain your answer.

Determine Your Purpose, Topic, and Thesis

General Purpose

Your speeches will usually fall into one of three categories. In some cases we speak to inform, meaning we attempt to teach our audience using factual objective evidence. In other cases, we speak to persuade, as we try to influence an audience’s beliefs, attitudes, values, or behaviors. Last, we may speak to entertain or amuse our audience. In summary, the general purpose of your speech will be to inform, to persuade, or to entertain.

You can see various topics that may fit into the three general purposes for speaking in Table 9.1. Some of the topics listed could fall into another general purpose category depending on how the speaker approached the topic, or they could contain elements of more than one general purpose. For example, you may have to inform your audience about your topic in one main point before you can persuade them, or you may include some entertaining elements in an informative or persuasive speech to help make the content more engaging for the audience. There should not be elements of persuasion included in an informative speech, however, since persuading is contrary to the objective approach that defines an informative general purpose. In any case, while there may be some overlap between general purposes, most speeches can be placed into one of the categories based on the overall content of the speech.

Table 9.1 General Purposes and Speech Topics

To Inform	To Persuade	To Entertain

To Inform	To Persuade	To Entertain
Civil rights movement	Gun control	Comedic monologue
Renewable energy	Privacy rights	My craziest adventure
Reality television	Prison reform	A “roast”

Choosing a Topic

Once you have determined (or been assigned) your general purpose, you can begin the process of choosing a topic. In this class, you may be given the option to choose any topic for your informative or persuasive speech, but in most academic, professional, and personal settings, there will be some parameters set that will help guide your topic selection. Speeches in future classes will likely be organized around the content being covered in the class. Speeches delivered at work will usually be directed toward a specific goal such as welcoming new employees, informing about changes in workplace policies, or presenting quarterly sales figures. We are also usually compelled to speak about specific things in our personal lives, like addressing a problem at our child’s school by speaking out at a school board meeting. In short, it’s not often that you’ll be starting from scratch when you begin to choose a topic.

Whether you’ve received parameters that narrow your topic range or not, the first step in choosing a topic is brainstorming. Brainstorming involves generating many potential topic ideas in a fast-paced and nonjudgmental manner. Brainstorming can take place multiple times as you narrow your topic. For example, you may begin by brainstorming a list of your personal interests that can then be narrowed down to a speech topic. It makes sense that you will enjoy speaking about something that you care about or find interesting. The research and writing will be more interesting, and the delivery will be easier since you won’t have to fake enthusiasm for your topic. Speaking about something you’re familiar with and interested in can also help you manage speaking anxiety. While it’s good to start with your personal interests, some speakers may get stuck here if they don’t feel like they can make their interests relevant to the audience. In that case, you can look around for ideas. If your topic is something that’s being discussed in newspapers, on television, in the lounge of your dorm, or around your family’s dinner table, then it’s likely to be of interest and be relevant since it’s current. Figure 9.1 shows how brainstorming works in stages. A list of topics that interest the speaker are on the top row. The speaker can brainstorm subtopics for each idea to see which one may work the best. In this case, the speaker could decide to focus his or her informative speech on three common ways people come to own dogs: through breeders, pet stores, or shelters.

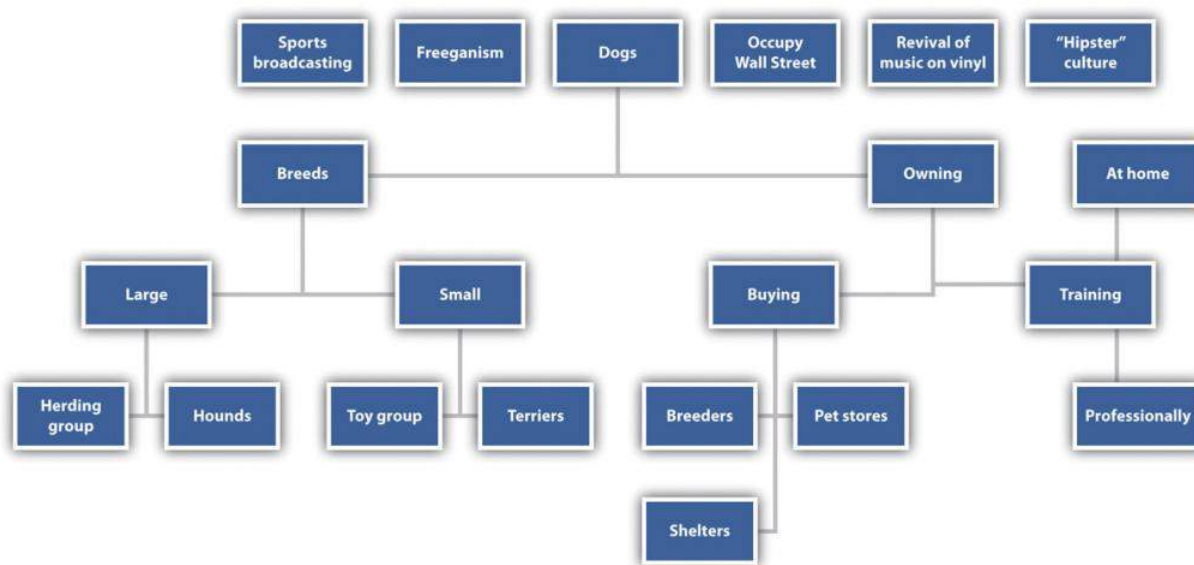


Figure 9.2 Brainstorming and Narrowing a Topic

Overall you can follow these tips as you select and narrow your topic:

1. Brainstorm topics that you are familiar with, interest you, and/or are currently topics of discussion.
2. Choose a topic appropriate for the assignment/occasion.
3. Choose a topic that you can make relevant to your audience.
4. Choose a topic that you have the resources to research (access to information, people to interview, etc.).

Specific Purpose

Once you have brainstormed, narrowed, and chosen your topic, you can begin to draft your specific purpose statement. Your specific purpose is a one-sentence statement that includes the objective you want to accomplish in your speech. You do not speak aloud your specific purpose during your speech; you use it to guide your researching, organizing, and writing. A good specific purpose statement is audience centered, agrees with the general purpose, addresses one main idea, and is realistic.

An audience-centered specific purpose statement usually contains an explicit reference to the audience—for example, “my audience” or “the audience.” Since a speaker may want to see if he or she effectively met his or her specific purpose, the objective should be written in such a way that it could be measured or assessed, and since a speaker actually wants to achieve his or her speech goal, the specific purpose should also be realistic. You won’t be able to teach the audience a foreign language or persuade an atheist to Christianity in a six- to nine-minute speech. The following is a good example of a good specific purpose statement for an informative speech: “By the end of my speech, the audience will be better informed about the effects the green movement has had on schools.” The statement is audience centered and matches with the general purpose by stating, “the audience will be better informed.” The speaker could also test this specific purpose by asking the audience to write down, at the end of the speech, three effects the green movement has had on schools.

Thesis Statement

Your thesis statement is a one-sentence summary of the central idea of your speech that you either explain or defend. You would explain the thesis statement for an informative speech, since these speeches are based on factual, objective material. You would defend your thesis statement for a persuasive speech, because these speeches are argumentative and your thesis should clearly indicate a stance on a particular issue. In order to make sure your thesis is argumentative and your stance clear, it is helpful to start your thesis with the words “I believe.” When starting to work on a persuasive speech, it can also be beneficial to write out a counterargument to your thesis to ensure that it is arguable.

The thesis statement is different from the specific purpose in two main ways. First, the thesis statement is content centered, while the specific purpose statement is audience centered. Second, the thesis statement is incorporated into the spoken portion of your speech, while the specific purpose serves as a guide for your research and writing and an objective that you can measure. A good thesis statement is declarative, agrees with the general and specific purposes, and focuses and narrows your topic. Although you will likely end up revising and refining your thesis as you research and write, it is good to draft a thesis statement soon after drafting a specific purpose to help guide your progress. As with the specific purpose statement, your thesis helps ensure that your research, organizing, and writing are focused so you don’t end up wasting time with irrelevant materials. Keep your specific purpose and thesis statement handy (drafting them at the top of your working outline is a good idea) so you can reference them often. The following examples show how a general purpose, specific purpose, and thesis statement match up with a topic area:

1. Topic: My Craziest Adventure

General purpose: To Entertain

Specific purpose: By the end of my speech, the audience will appreciate the lasting memories that result from an eighteen-year-old visiting New Orleans for the first time.

Thesis statement: New Orleans offers young tourists many opportunities for fun and excitement.

2. Topic: Renewable Energy

General purpose: To Inform

Specific purpose: By the end of my speech, the audience will be able to explain the basics of using biomass as fuel.

Thesis statement: Biomass is a renewable resource that releases gases that can be used for fuel.

3. Topic: Privacy Rights

General purpose: To Persuade

Specific purpose: By the end of my speech, my audience will believe that parents should not be able to use tracking devices to monitor their teenage child’s activities.

Thesis statement: I believe that it is a violation of a child’s privacy to be electronically monitored by his or her parents.

Key Takeaways

- Getting integrated: Public speaking training builds transferrable skills that are useful in your college classes, career, personal relationships, and civic life.
- Demographic, psychographic, and situational audience analysis help tailor your speech content to your audience.
- The general and specific purposes of your speech are based on the speaking occasion and include the objective you would like to accomplish by the end of your speech. Determining these early in the speech-making process will help focus your research and writing.
- Brainstorm to identify topics that fit within your interests, and then narrow your topic based on audience analysis and the guidelines provided.
- A thesis statement summarizes the central idea of your speech and will be explained or defended using supporting material. Referencing your thesis statement often will help ensure that your speech is coherent.

Exercises

1. Getting integrated: Why do some people dread public speaking or just want to avoid it? Identify some potential benefits of public speaking in academic, professional, personal, and civic contexts that might make people see public speaking in a different light.
2. Conduct some preliminary audience analysis of your class and your classroom. What are some demographics that might be useful for you to consider? What might be some attitudes, beliefs, and values people have that might be relevant to your speech topics? What situational factors might you want to consider before giving your speech?
3. Pay attention to the news (in the paper, on the Internet, television, or radio). Identify two informative and two persuasive speech topics that are based in current events.

References

- Career Cruising, “Marketing Specialist,” *Career Cruising: Explore Careers*, accessed January 24, 2012, <http://www.careercruising.com>.
- Greenwell, D., “You Might Not ‘Like’ Facebook So Much after Reading This...” *The Times (London)*, sec. T2, January 13, 2012, 4–5.
- Siegel, D. L., Timothy J. Coffey, and Gregory Livingston, *The Great Tween Buying Machine* (Chicago, IL: Dearborn Trade, 2004).
- Solomon, M. R., *Consumer Behavior: Buying, Having, and Being*, 7th ed. (Upper Saddle River, NJ: Pearson, 2006), 10–11.

This page titled [9.1: Selecting and Narrowing a Topic](#) is shared under a [CC BY-NC-SA 3.0](#) license and was authored, remixed, and/or curated by [Anonymous](#) via [source content](#) that was edited to the style and standards of the LibreTexts platform; a detailed edit history is available upon request.

9.2: Researching and Supporting Your Speech

Learning Objectives

1. Identify appropriate methods for conducting college-level research.
2. Distinguish among various types of sources.
3. Evaluate the credibility of sources.
4. Identify various types of supporting material.
5. Employ visual aids that enhance a speaker's message.

We live in an age where access to information is more convenient than ever before. The days of photocopying journal articles in the stacks of the library or looking up newspaper articles on microfilm are over for most. Yet, even though we have all this information at our fingertips, research skills are more important than ever. Our challenge now is not accessing information but discerning what information is credible and relevant. Even though it may sound inconvenient to have to physically go to the library, students who did research before the digital revolution did not have to worry as much about discerning. If you found a source in the library, you could be assured of its credibility because a librarian had subscribed to or purchased that content. When you use Internet resources like Google or Wikipedia, you have no guarantees about some of the content that comes up.

Finding Supporting Material

As was noted in Section 9.1, it's good to speak about something you are already familiar with. So existing knowledge forms the first step of your research process. Depending on how familiar you are with a topic, you will need to do more or less background research before you actually start incorporating sources to support your speech. Background research is just a review of summaries available for your topic that helps refresh or create your knowledge about the subject. It is not the more focused and academic research that you will actually use to support and verbally cite in your speech. Figure 9.3 illustrates the research process. Note that you may go through some of these steps more than once.

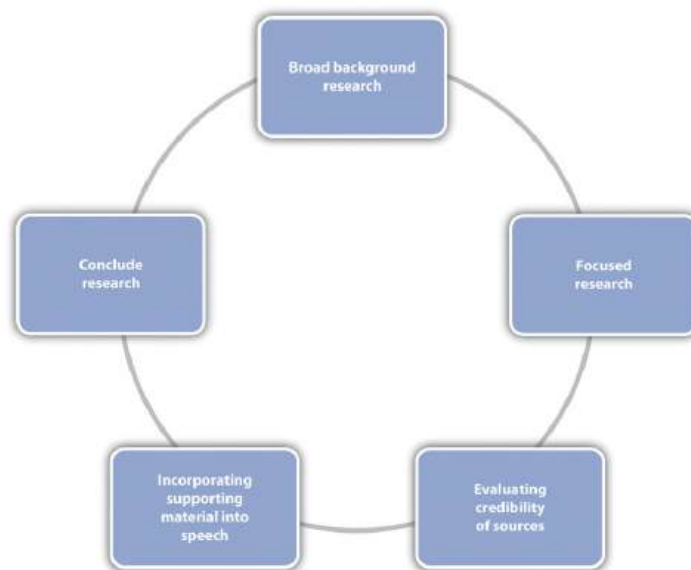


Figure 9.3 Research Process

I will reiterate several times in this chapter that your first step for research in college should be library resources, not Google or Bing or other general search engines. In most cases, you can still do your library research from the comfort of a computer, which makes it as accessible as Google but gives you much better results. Excellent and underutilized resources at college and university libraries are reference librarians. Reference librarians are not like the people who likely staffed your high school library. They are information-retrieval experts. At most colleges and universities, you can find a reference librarian who has at least a master's degree in library and information sciences, and at some larger or specialized schools, reference librarians have doctoral degrees. I liken research to a maze, and reference librarians can help you navigate the maze. There may be dead ends, but there's always another way around to reach the end goal. Unfortunately, many students hit their first dead end and give up or assume that there's

not enough research out there to support their speech. Trust me, if you've thought of a topic to do your speech on, someone else has thought of it, too, and people have written and published about it. Reference librarians can help you find that information. I recommend that you meet with a reference librarian face-to-face and take your assignment sheet and topic idea with you. In most cases, students report that they came away with more information than they needed, which is good because you can then narrow that down to the best information. If you can't meet with a reference librarian face-to-face, many schools now offer the option to do a live chat with a reference librarian, and you can also contact them by e-mail or phone.



College and university libraries are often at the cutting edge of information retrieval for academic research. Andre Vandal – The Morrin College Library – CC BY-NC-ND 2.0.

Aside from the human resources available in the library, you can also use electronic resources such as library databases. Library databases help you access more credible and scholarly information than what you will find using general Internet searches. These databases are quite expensive, and you can't access them as a regular citizen without paying for them. Luckily, some of your tuition dollars go to pay for subscriptions to these databases that you can then access as a student. Through these databases, you can access newspapers, magazines, journals, and books from around the world. Of course, libraries also house stores of physical resources like DVDs, books, academic journals, newspapers, and popular magazines. You can usually browse your library's physical collection through an online catalog search. A trip to the library to browse is especially useful for books. Since most university libraries use the Library of Congress classification system, books are organized by topic. That means if you find a good book using the online catalog and go to the library to get it, you should take a moment to look around that book, because the other books in that area will be topically related. On many occasions, I have used this tip and gone to the library for one book but left with several.

Although Google is not usually the best first stop for conducting college-level research, Google Scholar is a separate search engine that narrows results down to scholarly materials. This version of Google has improved much over the past few years and has served as a good resource for my research, even for this book. A strength of Google Scholar is that you can easily search for and find articles that aren't confined to a particular library database. Basically, the pool of resources you are searching is much larger than what you would have using a library database. The challenge is that you have no way of knowing if the articles that come up are available to you in full-text format. As noted earlier, most academic journal articles are found in databases that require users to pay subscription fees. So you are often only able to access the abstracts of articles or excerpts from books that come up in a Google Scholar search. You can use that information to check your library to see if the article is available in full-text format, but if it isn't, you have to go back to the search results. When you access Google Scholar on a campus network that subscribes to academic databases, however, you can sometimes click through directly to full-text articles. Although this resource is still being improved, it may be a useful alternative or backup when other search strategies are leading to dead ends.

Types of Sources

There are several different types of sources that may be relevant for your speech topic. Those include periodicals, newspapers, books, reference tools, interviews, and websites. It is important that you know how to evaluate the credibility of each type of source material.

Periodicals

Periodicals include magazines and journals, as they are published periodically. There are many library databases that can access periodicals from around the world and from years past. A common database is Academic Search Premiere (a similar version is Academic Search Complete). Many databases, like this one, allow you to narrow your search terms, which can be very helpful as

you try to find good sources that are relevant to your topic. You may start by typing a key word into the first box and searching. Sometimes a general search like this can yield thousands of results, which you obviously wouldn't have time to look through. In this case you may limit your search to results that have your keyword in the abstract, which is the author-supplied summary of the source. If there are still too many results, you may limit your search to results that have your keyword in the title. At this point, you may have reduced those ten thousand results down to a handful, which is much more manageable.

Within your search results, you will need to distinguish between magazines and academic journals. In general, academic journals are considered more scholarly and credible than magazines because most of the content in them is peer reviewed. The peer-review process is the most rigorous form of review, which takes several months to years and ensures that the information that is published has been vetted and approved by numerous experts on the subject. Academic journals are usually affiliated with professional organizations rather than for-profit corporations, and neither authors nor editors are paid for their contributions. For example, the *Quarterly Journal of Speech* is one of the oldest journals in communication studies and is published by the National Communication Association.



The National Communication Association publishes several peer-reviewed academic journals. The National Communication Association's office in Washington D.C., courtesy of [Wikimedia Commons](#) – CC BY-SA 3.0.

If your instructor wants you to have sources from academic journals, you can often click a box to limit your search results to those that are “peer reviewed.” There are also subject-specific databases you can use to find periodicals. For example, *Communication and Mass Media Complete* is a database that includes articles from hundreds of journals related to communication studies. It may be acceptable for you to include magazine sources in your speech, but you should still consider the credibility of the source. Magazines like *Scientific American* and *Time* are generally more credible and reliable than sources like *People* or *Entertainment Weekly*.

Newspapers and Books

Newspapers and books can be excellent sources but must still be evaluated for relevance and credibility. Newspapers are good for topics that are developing quickly, as they are updated daily. While there are well-known newspapers of record like the *New York Times*, smaller local papers can also be credible and relevant if your speech topic doesn't have national or international reach. You can access local, national, and international newspapers through electronic databases like LexisNexis. If a search result comes up that doesn't have a byline with an author's name or an organization like the Associated Press or Reuters cited, then it might be an editorial. Editorials may also have bylines, which make them look like traditional newspaper articles even though they are opinion based. It is important to distinguish between news articles and editorials because editorials are usually not objective and do not go

through the same review process that a news story does before it's published. It's also important to know the background of your paper. Some newspapers are more tabloid focused or may be published by a specific interest group that has an agenda and biases. So it's usually better to go with a newspaper that is recognized as the newspaper of record for a particular area.

Books are good for a variety of subjects and are useful for in-depth research that you can't get as regularly from newspapers or magazines. Edited books with multiple chapters by different authors can be especially good to get a variety of perspectives on a topic.



Don't assume that you can't find a book relevant to a topic that is fairly recent, since books may be published within a year of a major event. [Wikimedia Commons](#) – CC BY 2.0.

To evaluate the credibility of a book, you'll want to know some things about the author. You can usually find this information at the front or back of the book. If an author is a credentialed and recognized expert in his or her area, the book will be more credible. But just because someone wrote a book on a subject doesn't mean he or she is the most credible source. For example, a quick search online brings up many books related to public speaking that are written by people who have no formal training in communication or speech. While they may have public speaking experience that can help them get a book deal with a certain publisher, that alone wouldn't qualify them to write a textbook, as textbook authors are expected to be credentialed experts—that is, people with experience and advanced training/degrees in their area. The publisher of a book can also be an indicator of credibility. Books published by university/academic presses (University of Chicago Press, Duke University Press) are considered more credible than books published by trade presses (Penguin, Random House), because they are often peer reviewed and they are not primarily profit driven.

Reference Tools

The transition to college-level research means turning more toward primary sources and away from general reference materials. Primary sources are written by people with firsthand experiences with an event or researchers/scholars who conducted original research. Unfortunately, many college students are reluctant to give up their reliance on reference tools like dictionaries and encyclopedias. While reference tools like dictionaries and encyclopedias are excellent for providing a speaker with a background on a topic, they should not be the foundation of your research unless they are academic and/or specialized.

Dictionaries are handy tools when we aren't familiar with a particular word. However, citing a dictionary like *Webster's* as a source in your speech is often unnecessary. I tell my students that *Webster's Dictionary* is useful when you need to challenge a Scrabble word, but it isn't the best source for college-level research. You will inevitably come upon a word that you don't know while doing

research. Most good authors define the terms they use within the content of their writing. In that case, it's better to use the author's definition than a dictionary definition. Also, citing a dictionary doesn't show deep research skills; it only shows an understanding of alphabetical order. So ideally you would quote or paraphrase the author's definition rather than turning to a general dictionary like *Webster's*. If you must turn to a dictionary, I recommend an academic dictionary like *The Oxford English Dictionary (OED)*, which is the most comprehensive dictionary in the English language, with more than twenty volumes. You can't access the *OED* for free online, but most libraries pay for a subscription that you can access as a student or patron. While the *OED* is an academic dictionary, it is not specialized, and you may need a specialized dictionary when dealing with very specific or technical terms. *The Dictionary of Business and Economics* is an example of an academic and specialized dictionary.

Many students have relied on encyclopedias for research in high school, but most encyclopedias, like *World Book*, *Encarta*, or *Britannica*, are not primary sources. Instead, they are examples of secondary sources that aggregate, or compile, research done by others in a condensed summary. As I noted earlier, reference sources like encyclopedias are excellent resources to get you informed about the basics of a topic, but at the college level, primary sources are expected. Many encyclopedias are Internet based, which makes them convenient, but they are still not primary sources, and their credibility should be even more scrutinized.




Wikipedia's open format also means it doesn't generally meet the expectations for credible, scholarly research. [Wikipedia](#) – CC BY-SA 3.0.

Wikipedia revolutionized how many people retrieve information and pioneered an open-publishing format that allowed a community of people to post, edit, and debate content. While this is an important contribution to society, Wikipedia is not considered a scholarly or credible source. Like other encyclopedias, Wikipedia should not be used in college-level research, because it is not a primary source. In addition, since its content can be posted and edited by anyone, we cannot be sure of the credibility of the content. Even though there are self-appointed "experts" who monitor and edit some of the information on Wikipedia, we cannot verify their credentials or the review process that information goes through before it's posted. I'm not one of the college professors who completely dismisses Wikipedia, however. Wikipedia can be a great source for personal research, developing news stories, or trivia. Sometimes you can access primary sources through Wikipedia if you review the footnote citations included in an entry. Moving beyond Wikipedia, as with dictionaries, there are some encyclopedias that are better suited for college research. The *Encyclopedia of Black America* and the *Encyclopedia of Disaster Relief* are examples of specialized academic reference sources that will often include, in each entry, an author's name and credentials and more primary source information.

Interviews

When conducting an interview for a speech, you should access a person who has expertise in or direct experience with your speech topic. If you follow the suggestions for choosing a topic that were mentioned earlier, you may already know something about your speech topic and may have connections to people who would be good interview subjects. Previous employers, internship supervisors, teachers, community leaders, or even relatives may be appropriate interviewees, given your topic. If you do not have a connection to someone you can interview, you can often find someone via the Internet who would be willing to answer some questions. Many informative and persuasive speech topics relate to current issues, and most current issues have organizations that represent their needs. For an informative speech on ageism or a persuasive speech on lowering the voting age, a quick Internet search for "youth rights" leads you to the webpage for the National Youth Rights Association. Like most organization web pages, you can click on the "Contact Us" link to get information for leaders in the organization. You could also connect to members of the group through Facebook and interview young people who are active in the organization.

Once you have identified a good interviewee, you will want to begin researching and preparing your questions. Open-ended questions cannot be answered with a "yes" or "no" and can provide descriptions and details that will add to your speech. Quotes and paraphrases from your interview can add a personal side to a topic or at least convey potentially complicated information in a more conversational and interpersonal way.



Even if you record an interview, take some handwritten notes and make regular eye contact with the interviewee to show that you are paying attention. David Davies – [Interviews](#) – CC BY-SA 2.0.

Closed questions can be answered with one or two words and can provide a starting point to get to more detailed information if the interviewer has prepared follow-up questions. Unless the guidelines or occasion for your speech suggest otherwise, you should balance your interview data with the other sources in your speech. Don't let your references to the interview take over your speech.

Tips for Conducting Interviews

1. Do preliminary research to answer basic questions. Many people and organizations have information available publicly. Don't waste interview time asking questions like "What year did your organization start?" when you can find that on the website.
2. Plan questions ahead of time. Even if you know the person, treat it as a formal interview so you can be efficient.
3. Ask open-ended questions that can't be answered with only a yes or no. Questions that begin with *how* and *why* are generally more open-ended than *do* and *did* questions. Make sure you have follow-up questions ready.
4. Use the interview to ask for the personal side of an issue that you may not be able to find in other resources. Personal narratives about experiences can resonate with an audience.
5. Make sure you are prepared. If interviewing in person, have paper, pens, and a recording device if you're using one. Test your recording device ahead of time. If interviewing over the phone, make sure you have good service so you don't drop the call and that you have enough battery power on your phone. When interviewing on the phone or via video chat, make sure distractions (e.g., barking dogs) are minimized.
6. Whether the interview is conducted face-to-face, over the phone, or via video (e.g., Skype), you must get permission to record. Recording can be useful, as it increases accuracy and the level of detail taken away from the interview. Most smartphones have free apps now that allow you to record face-to-face or phone conversations.
7. Whether you record or not, take written notes during the interview. Aside from writing the interviewee's responses, you can also take note of follow-up questions that come to mind or notes on the nonverbal communication of the interviewee.
8. Mention ahead of time if you think you'll have follow-up questions, so the interviewee can expect further contact.
9. Reflect and expand on your notes soon after the interview. It's impossible to transcribe everything during the interview, but you will remember much of what you didn't have time to write down and can add it in.
10. Follow up with a thank-you note. People are busy, and thanking them for their time and the information they provided will be appreciated.

Websites

We already know that utilizing library resources can help you automatically filter out content that may not be scholarly or credible, since the content in research databases is selected and restricted. However, some information may be better retrieved from websites. Even though both research databases and websites are electronic sources, there are two key differences between them that may impact their credibility. First, most of the content in research databases is or was printed but has been converted to digital formats for easier and broader access. In contrast, most of the content on websites has not been printed. Although not always the case, an exception to this is documents in PDF form found on web pages. You may want to do additional research or consult with your instructor to determine if that can count as a printed source. Second, most of the content on research databases has gone through editorial review, which means a professional editor or a peer editor has reviewed the material to make sure it is credible and worthy of publication. Most content on websites is not subjected to the same review process, as just about anyone with Internet

access can self-publish information on a personal website, blog, wiki, or social media page. So what sort of information may be better retrieved from websites, and how can we evaluate the credibility of a website?

Most well-known organizations have official websites where they publish information related to their mission. If you know there is an organization related to your topic, you may want to see if they have an official website. It is almost always better to get information from an official website, because it is then more likely to be considered primary source information. Keep in mind, though, that organizations may have a bias or a political agenda that affects the information they put out. If you do get information from an official website, make sure to include that in your verbal citation to help establish your credibility. Official reports are also often best found on websites, as they rarely appear in their full form in periodicals, books, or newspapers. Government agencies, nonprofits, and other public service organizations often compose detailed and credible reports on a wide variety of topics.



The US Census Bureau’s official website is a great place to find current and credible statistics related to population numbers and demographic statistics. U.S. Census Bureau – public domain.

A key way to evaluate the credibility of a website is to determine the site’s accountability. By accountability, I mean determining who is ultimately responsible for the content put out and whose interests the content meets. The more information that is included on a website, the better able you will be to determine its accountability. Ideally all or most of the following information would be included: organization/agency name, author’s name and contact information, date the information was posted or published, name and contact information for person in charge of web content (i.e., web editor or webmaster), and a link to information about the organization/agency/business mission. While all this information doesn’t have to be present to warrant the use of the material, the less accountability information is available, the more you should scrutinize the information. You can also begin to judge the credibility of a website by its domain name. Some common domain names are *.com*, *.net*, *.org*, *.edu*, *.mil*, and *.gov*. For each type of domain, there are questions you may ask that will help you evaluate the site’s credibility. You can see a summary of these questions in Table 9.2 “Website Domain Names and Credibility”. Note that some domain names are marked as “restricted” and others aren’t. When a domain is restricted, *.mil* for example, a person or group wanting to register that domain name has to prove that their content is appropriate for the guidelines of the domain name. Essentially, this limits access to the information published on those domain names, which increases the overall credibility.

Table 9.2: Website Domain Names and Credibility

Domain Name	Purpose	Restricted?	Questions to Ask
-------------	---------	-------------	------------------

Domain Name	Purpose	Restricted?	Questions to Ask
.com, .net	Commercial	No	Is the information posted for profit? Is the information posted influenced by advertisers?
.org	Mostly noncommercial organizations	No	What is the mission of the organization? Who is responsible for the content? Is the information published to enhance public knowledge or to solicit donations?
.edu	Higher education	Yes	Who published the information? (the institution or an administrator, faculty member, staff member, or student)
.mil	US military	Yes	Most information on .mil sites will be credible, since it is not published for profit and only limited people have access to post information.
.gov	US government	Yes	Most information on .gov sites will be credible, since it is not published for profit and only limited people have access to post information.

Types of Supporting Material

There are several types of supporting material that you can pull from the sources you find during the research process to add to your speech. They include examples, explanations, statistics, analogies, testimony, and visual aids. You will want to have a balance of information, and you will want to include the material that is most relevant to your audience and is most likely to engage them. When determining relevance, utilize some of the strategies mentioned in Section 9.1 “Selecting and Narrowing a Topic”. Thinking about who your audience is and what they know and would like to know will help you tailor your information. Also try to incorporate proxemic information, meaning information that is geographically relevant to your audience. For example, if delivering a speech about prison reform to an audience made up of Californians, citing statistics from North Carolina prisons would not be as proxemic as citing information from California prisons. The closer you can get the information to the audience, the better. I tell my students to make the information so relevant and proxemic that it is in our backyards, in the car with us on the way to school or work, and in the bed with us while we sleep.

Examples

An example is a cited case that is representative of a larger whole. Examples are especially beneficial when presenting information that an audience may not be familiar with. They are also useful for repackaging or reviewing information that has already been presented. Examples can be used in many different ways, so you should let your audience, purpose and thesis, and research materials guide your use. You may pull examples directly from your research materials, making sure to cite the source. The following is an example used in a speech about the negative effects of standardized testing: “Standardized testing makes many students anxious, and even ill. On March 14, 2002, the *Sacramento Bee* reported that some standardized tests now come with instructions indicating what teachers should do with a test booklet if a student throws up on it.” You may also cite examples from your personal experience, if appropriate: “I remember being sick to my stomach while waiting for my SAT to begin.”

You may also use hypothetical examples, which can be useful when you need to provide an example that is extraordinary or goes beyond most people’s direct experience. Capitalize on this opportunity by incorporating vivid description into the example that appeals to the audience’s senses. Always make sure to indicate when you are using a hypothetical example, as it would be unethical to present an example as real when it is not. Including the word *imagine* or something similar in the first sentence of the example can easily do this.

Whether real or hypothetical, examples used as supporting material can be brief or extended. Brief examples are usually one or two sentences, as you can see in the following hypothetical example: “Imagine that your child, little sister, or nephew has earned good

grades for the past few years of elementary school, loves art class, and also plays on the soccer team. You hear the unmistakable sounds of crying when he or she comes home from school and you find out that art and soccer have been eliminated because students did not meet the federal guidelines for performance on standardized tests.” Brief examples are useful when the audience is already familiar with a concept or during a review. Extended examples, sometimes called illustrations, are several sentences long and can be effective in introductions or conclusions to get the audience’s attention or leave a lasting impression. It is important to think about relevance and time limits when considering using an extended illustration. Since most speeches are given within time constraints, you want to make sure the extended illustration is relevant to your speech purpose and thesis and that it doesn’t take up a disproportionate amount of the speech. If a brief example or series of brief examples would convey the same content and create the same tone as the extended example, I suggest you go with brevity.

Explanations

Explanations clarify ideas by providing information about what something is, why something is the way it is, or how something works or came to be. One of the most common types of explanation is a definition. Definitions do not have to come from the dictionary. Many times, authors will define concepts as they use them in their writing, which is a good alternative to a dictionary definition.



Since quoting a dictionary definition during a speech is difficult, it’s better to put a definition into your own words based on how it is defined in the original source in which it appeared. Julian Bucknall – [Dictionaries](#) – CC BY-NC 2.0.

As you do your research, think about how much your audience likely knows about a given subject. You do not need to provide definitions when information is common knowledge. Anticipate audience confusion and define legal, medical, or other forms of jargon as well as slang and foreign words. Definitions like the following are also useful for words that we are familiar with but may not know specifics: “According to the 2011 book *Prohibition: 13 Years That Changed America*, what we now know as Prohibition started in 1920 with the passage of the Volstead Act and the ratification of the Eighteenth Amendment.” Keep in mind that repeating a definition verbatim from a dictionary often leads to fluency hiccups, because definitions are not written to be read aloud. It’s a good idea to put the definition into your own words (still remembering to cite the original source) to make it easier for you to deliver.

Other explanations focus on the “why” and “how” of a concept. Continuing to inform about Prohibition, a speaker could explain why the movement toward Prohibition began: “The Eighteenth Amendment to the Constitution gained support because of the strong political influence of the Anti-Saloon League.” The speaker could go on to explain how the Constitution is amended: “According to the same book, a proposed amendment to the Constitution needs three-fourths of all the states to approve it in order to be ratified.” We use explanations as verbal clarifications to support our claims in daily conversations, perhaps without even noticing it. Consciously incorporating clear explanations into your speech can help you achieve your speech goals.

Statistics

Statistics are numerical representations of information. They are very credible in our society, as evidenced by their frequent use by news agencies, government offices, politicians, and academics. As a speaker, you can capitalize on the power of statistics if you use them appropriately. Unfortunately, statistics are often misused by speakers who intentionally or unintentionally misconstrue the numbers to support their argument without examining the context from which the statistic emerged. All statistics are contextual, so

plucking a number out of a news article or a research study and including it in your speech without taking the time to understand the statistic is unethical.

Although statistics are popular as supporting evidence, they can also be boring. There will inevitably be people in your audience who are not good at processing numbers. Even people who are good with numbers have difficulty processing through a series of statistics presented orally. Remember that we have to adapt our information to listeners who don't have the luxury of pressing a pause or rewind button. For these reasons, it's a good idea to avoid using too many statistics and to use startling examples when you do use them. Startling statistics should defy our expectations. When you give the audience a large number that they would expect to be smaller, or vice versa, you will be more likely to engage them, as the following example shows: "Did you know that 1.3 billion people in the world do not have access to electricity? That's about 20 percent of the world's population according to a 2009 study on the International Energy Agency's official website."

You should also repeat key statistics at least once for emphasis. In the previous example, the first time we hear the statistic 1.3 billion, we don't have any context for the number. Translating that number into a percentage in the next sentence repeats the key statistic, which the audience now has context for, and repackages the information into a percentage, which some people may better understand. You should also round long numbers up or down to make them easier to speak. Make sure that rounding the number doesn't distort its significance. Rounding 1,298,791,943 to 1.3 billion, for example, makes the statistic more manageable and doesn't alter the basic meaning. It is also beneficial to translate numbers into something more concrete for visual or experiential learners by saying, for example, "That's equal to the population of four Unites States of Americas." While it may seem easy to throw some numbers in your speech to add to your credibility, it takes more work to make them impactful, memorable, and effective.

Tips for Using Statistics

1. Make sure you understand the context from which a statistic emerges.
2. Don't overuse statistics.
3. Use startling statistics that defy the audience's expectations.
4. Repeat key statistics at least once for emphasis.
5. Use a variety of numerical representations (whole numbers, percentages, ratios) to convey information.
6. Round long numbers to make them easier to speak.
7. Translate numbers into concrete ideas for more impact.

Analogies

Analogies involve a comparison of ideas, items, or circumstances. When you compare two things that actually exist, you are using a literal analogy—for example, "Germany and Sweden are both European countries that have had nationalized health care for decades." Another type of literal comparison is a historical analogy. In Mary Fisher's now famous 1992 speech to the Republican National Convention, she compared the silence of many US political leaders regarding the HIV/AIDS crisis to that of many European leaders in the years before the Holocaust.

My father has devoted much of his lifetime to guarding against another holocaust. He is part of the generation who heard Pastor Niemöller come out of the Nazi death camps to say, "They came after the Jews and I was not a Jew, so I did not protest. They came after the Trade Unionists, and I was not a Trade Unionist, so I did not protest. They came after the Roman Catholics, and I was not a Roman Catholic, so I did not protest. Then they came after me, and there was no one left to protest." The lesson history teaches is this: If you believe you are safe, you are at risk.

A figurative analogy compares things that are not normally related, often relying on metaphor, simile, or other figurative language devices. In the following example, wind and revolution are compared: "Just as the wind brings changes in the weather, so does revolution bring change to countries."

When you compare differences, you are highlighting contrast—for example, "Although the United States is often thought of as the most medically advanced country in the world, other Western countries with nationalized health care have lower infant mortality rates and higher life expectancies." To use analogies effectively and ethically, you must choose ideas, items, or circumstances to compare that are similar enough to warrant the analogy. The more similar the two things you're comparing, the stronger your support. If an entire speech on nationalized health care was based on comparing the United States and Sweden, then the analogy isn't too strong, since Sweden has approximately the same population as the state of North Carolina. Using the analogy without noting this large difference would be misrepresenting your supporting material. You could disclose the discrepancy and use other

forms of supporting evidence to show that despite the population difference the two countries are similar in other areas to strengthen your speech.

Testimony

Testimony is quoted information from people with direct knowledge about a subject or situation. Expert testimony is from people who are credentialed or recognized experts in a given subject. Lay testimony is often a recounting of a person's experiences, which is more subjective. Both types of testimony are valuable as supporting material. We can see this in the testimonies of people in courtrooms and other types of hearings. Lawyers know that juries want to hear testimony from experts, eyewitnesses, and friends and family. Congressional hearings are similar.



Congressional hearings often draw on expert and lay testimony to provide a detailed understanding of an event or issue. [Wikimedia Commons](#) – public domain.

When Toyota cars were malfunctioning and being recalled in 2010, mechanics and engineers were called to testify about the technical specifications of the car (expert testimony), and car drivers like the soccer mom who recounted the brakes on her Prius suddenly failing while she was driving her kids to practice were also called (lay testimony). When using testimony, make sure you indicate whether it is expert or lay by sharing with the audience the context of the quote. Share the credentials of experts (education background, job title, years of experience, etc.) to add to your credibility or give some personal context for the lay testimony (eyewitness, personal knowledge, etc.).

"Getting Competent": Choosing the Right Supporting Material

As you sift through your research materials to find supporting material to incorporate into your speech, you will want to include a variety of information types. Choosing supporting material that is relevant to your audience will help make your speech more engaging. As was noted earlier, a speaker should consider the audience throughout the speech-making process. Imagine you were asked to deliver a speech about your college or university. To get some practice adapting supporting material to various audiences, provide an example of each type of supporting material that is tailored to the following specific audiences. Include an example, an explanation, a statistic, an analogy, some testimony, and a visual aid.

1. Incoming first-year students
2. Parents of incoming first-year students
3. Alumni of the college or university
4. Community members that live close to the school

Visual Aids

Visual aids help a speaker reinforce speech content visually, which helps amplify the speaker's message. They can be used to present any of the types of supporting materials discussed previously. Speakers rely heavily on an audience's ability to learn by listening, which may not always be successful if audience members are visual or experiential learners. Even if audience members

are good listeners, information overload or external or internal noise can be barriers to a speaker achieving his or her speech goals. Therefore skillfully incorporating visual aids into a speech has many potential benefits:

- Helping your audience remember information because it is presented orally and visually
- Helping your audience understand information because it is made more digestible through diagrams, charts, and so on
- Helping your audience see something in action by demonstrating with an object, showing a video, and so on
- Engaging your audience by making your delivery more dynamic through demonstration, gesturing, and so on

There are several types of visual aids, and each has its strengths in terms of the type of information it lends itself to presenting. The types of visual aids we will discuss are objects; chalkboards, whiteboards, and flip charts; posters and handouts; pictures; diagrams; charts; graphs; videos; and presentation software. It's important to remember that supporting materials presented on visual aids should be properly cited. We will discuss proper incorporation of supporting materials into a speech in Section 9.3 "Organizing". While visual aids can help bring your supporting material to life, they can also add more opportunities for things to go wrong during your speech. Therefore we'll discuss some tips for effective creation and delivery as we discuss the various types of visual aids.

Objects

Three-dimensional objects that represent an idea can be useful as a visual aid for a speech. They offer the audience a direct, concrete way to understand what you are saying. I often have my students do an introductory speech where they bring in three objects that represent their past, present, and future. Students have brought in a drawer from a chest that they were small enough to sleep in as a baby, a package of Ramen noodles to represent their life as a college student, and a stethoscope or other object to represent their career goals, among other things. Models also fall into this category, as they are scaled versions of objects that may be too big (the International Space Station) or too small (a molecule) to actually show to your audience.

Tips for Using Objects Effectively

1. Make sure your objects are large enough for the audience to see.
2. Do not pass objects around, as it will be distracting.
3. Hold your objects up long enough for the audience to see them.
4. Do not talk to your object, wiggle or wave it around, tap on it, or obstruct the audience's view of your face with it.
5. Practice with your objects so your delivery will be fluent and there won't be any surprises.

Chalkboards, Whiteboards, and Flip Charts

Chalkboards, whiteboards, and flip charts can be useful for interactive speeches. If you are polling the audience or brainstorming you can write down audience responses easily for everyone to see and for later reference. They can also be helpful for unexpected clarification. If audience members look confused, you can take a moment to expand on a point or concept using the board or flip chart. Since many people are uncomfortable writing on these things due to handwriting or spelling issues, it's good to anticipate things that you may have to expand on and have prepared extra visual aids or slides that you can include if needed. You can also have audience members write things on boards or flip charts themselves, which helps get them engaged and takes some of the pressure off you as a speaker.

Posters and Handouts

Posters generally include text and graphics and often summarize an entire presentation or select main points. Posters are frequently used to present original research, as they can be broken down into the various steps to show how a process worked. Posters can be useful if you are going to have audience members circulating around the room before or after your presentation, so they can take the time to review the poster and ask questions. Posters are not often good visual aids during a speech, because it's difficult to make the text and graphics large enough for a room full of people to adequately see. The best posters are those created using computer software and professionally printed on large laminated paper.



Figure: Printing/copying businesses are now good at helping produce professional-looking posters. Although they can be costly, they add to the speaker's credibility. University of Fraser Valley – UFV – Student Research Day – CC BY 2.0.

These professional posters come at a price, often costing between forty and sixty dollars. If you opt to make your own poster, take care to make it look professional. Use a computer and printer to print out your text; do not handwrite on a poster. Make sure anything you cut by hand has neat, uniform edges. You can then affix the text, photos, and any accent backing to the poster board. Double-sided tape works well for this, as it doesn't leave humps like those left by rolled tape or the bubbles, smearing, or sticky mess left by glue.

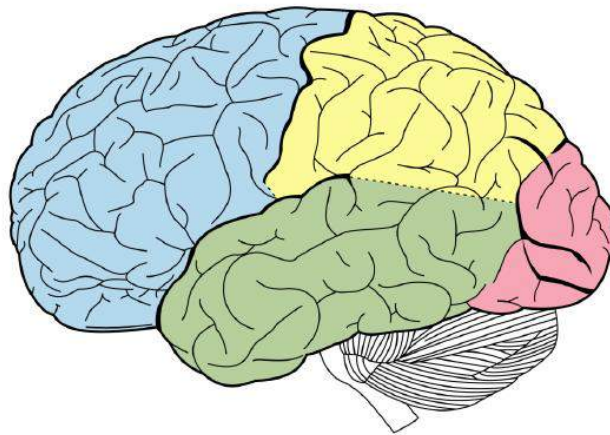
Handouts can be a useful alternative to posters. Think of them as miniposters that audience members can reference and take with them. Audience members will likely appreciate a handout that is limited to one page, is neatly laid out, and includes the speaker's contact information. It can be appropriate to give handouts to an audience before a long presentation where note taking is expected, complicated information is presented, or the audience will be tested on or have to respond to the information presented. In most regular speeches less than fifteen minutes long, it would not be wise to distribute handouts ahead of time, as they will distract the audience from the speaker. It's better to distribute the handouts after your speech or at the end of the program if there are others speaking after you.

Pictures

Photographs, paintings, drawings, and sketches fall into the pictures category of visual aids. Pictures can be useful when you need to show an exact replication of what you're speaking about. Pictures can also connect to your audience on a personal level, especially if they evoke audience emotions. Think about the use of pictures in television commercials asking for donations or sponsorships. Organizations like Save the Children and the American Society for the Prevention of Cruelty to Animals successfully use pictures of malnourished children or abused animals to pull at the heartstrings of viewers. A series of well-chosen and themed pictures can have a meaningful impact on an audience. Although some pictures can be effectively presented when printed out on standard 8 1/2" x 11" printer paper using a black and white printer, others will need to be enlarged and/or printed in color, which will cost some money. You can often avoid this by incorporating a picture into a PowerPoint presentation, as the picture will be projected large enough for people to see. We will discuss PowerPoint in more detail later.

Diagrams and Drawings

Diagrams are good for showing the inner workings of an object or pointing out the most important or relevant parts of something. Think about diagrams as blueprints that show the inside of something—for example, key bones in the human body in a speech about common skateboarding injuries. Diagrams are good alternatives to pictures when you only need to point out certain things that may be difficult to see in a photograph.



[Wikimedia Commons](#) – public domain.

You may even be able to draw a simple diagram yourself if you find it would be useful during your speech. Although not all maps are simple enough to be created by the speaker, many maps can be hand drawn during a speech or ahead of time to indicate different locations or patterns. While I would recommend that you anticipate this ahead of time so you can incorporate a more professional version of the diagram created with computer software or more precise drawing, drawing a diagram on an overhead projector, whiteboard, or smart board can be useful.

Charts and Tables

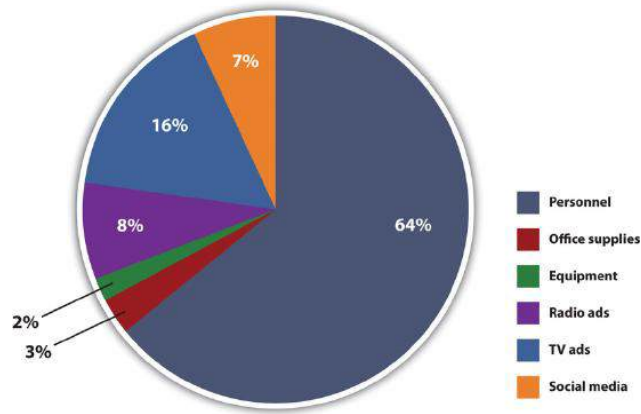
Charts and tables are useful for compiling and cross-referencing larger amounts of information. The combination of rows and columns allows you to create headers and then divide them up into units, categories, dates, and so on. Medical information is put into charts so that periods of recorded information, such as vital signs, can be updated and scanned by doctors and nurses. Charts and tables are also good for combining text and numbers, and they are easy to make with word processing software like Microsoft Word or spreadsheet software like Excel. Think of presenting your department’s budget and spending at the end of a business quarter. You could have headers in the columns with the various categories and itemized deductions in the rows ending with a final total for each column.

Marketing Department Quarterly Budget

Category	Budgeted	Used	Quarter
Personnel	36,000	37,062	-1,062
Office supplies	2,000	1,890	110
Equipment/ Computers	1,500	1,338	162
Radio ad buy	5,000	4,500	500
TV ad buy	9,000	9,000	0
Social media ad buy	4,000	4,140	-140
Total	57,500	57,930	-430

A pie chart is an alternative representation of textual and numerical data that offers audience members a visual representation of the relative proportions of a whole. In a pie chart, each piece of the pie corresponds to a percentage of the whole, and the size of the pie varies with the size of the percentage. As with other charts and tables, most office software programs now easily make pie charts.

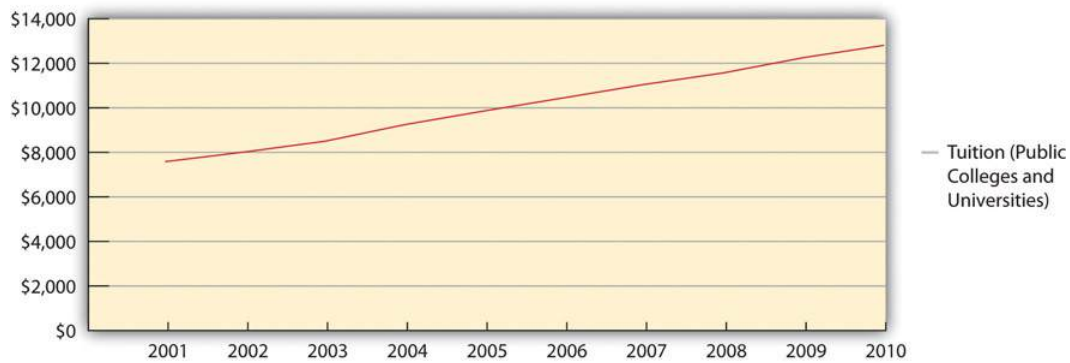
Marketing Budget



Graphs

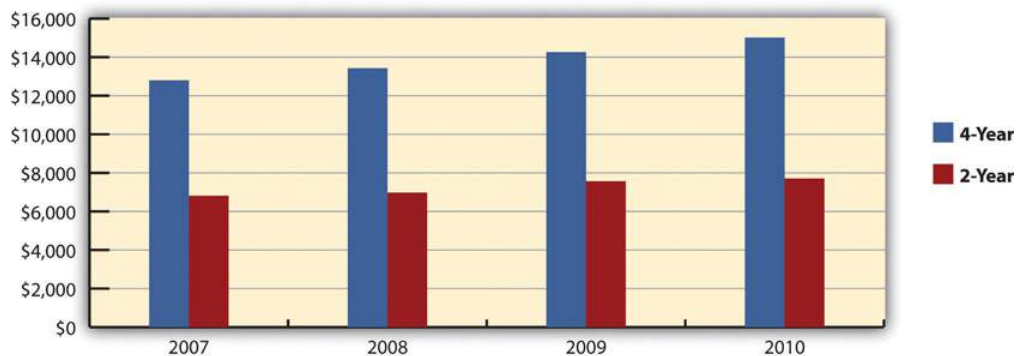
Graphs are representations that point out numerical relationships or trends and include line graphs and bar graphs. Line graphs are useful for showing trends over time. For example, you could track the rising cost of tuition for colleges and universities in a persuasive speech about the need for more merit-based financial aid.

Tuition (Public Colleges and Universities)



Bar graphs are good for comparing amounts. In the same speech, you could compare the tuition of two-year institutions to that of four-year institutions. Graphs help make numerical data more digestible for your audience and allow you to convey an important numerical trend visually and quickly without having to go into lengthy explanations. Remember to always clearly label your x-axis and y-axis and to explain the basics of your graph to your audience before you go into the specific data. If you use a graph that was created by someone else, make sure it is large and clear enough for the audience to read and that you cite the original source.

Average Tuition at Public Colleges and Universities



Source: National Center for Education Statistics, Fast Facts, www.nces.ed.gov

National Center for Education Statistics.

Video

Video clips as visual aids can be powerful and engaging for an audience, but they can also be troublesome for speakers. Whether embedded in a PowerPoint presentation, accessed through YouTube, or played from a laptop or DVD player, video clips are notorious for tripping up speakers. They require more than one piece of electronics when they are hooked to a projector and speaker and sometimes also require an Internet connection. The more electronic connection points, the more chances for something to go wrong. Therefore it is very important to test your technology before your speech, have a backup method of delivery if possible, and be prepared to go on without the video if all else fails. Although sometimes tempting, you should not let the video take over your speech. I recommend that my students not have more than 10 percent of their speech be filled with video, meaning there should be no more than one minute of video in a ten-minute speech. Make sure your video is relevant and that it is cued to where it needs to be. One useful strategy for incorporating video is to play a video without audio and speak along with the video, acting as a narrator. This allows the speaker to have more control over the visual aid and to adapt it and make it more relevant to a specific topic and audience. Additionally, video editing software like Final Cut and iMovie are readily available to college students and relatively easy to use. Some simple editing to cut together various clips that are meaningful or adding an introductory title or transitions can go a long way toward making your video look professional.

Presentation Software

The prevalence of computers and projectors in most schools, offices, and other presentation facilities has made using computer-generated visual aids more convenient. PowerPoint is the most commonly used presentation software and has functionality ranging from the most simple text-based slide to complicated transitions, timing features, video/sound imbedding, and even functionality with audience response systems like Turning Point that allow data to be collected live from audience members and incorporated quickly into the slideshow. Despite the fact that most college students have viewed and created numerous PowerPoint presentations, I have still seen many poorly executed slideshows that detracted from the speaker's message. PowerPoint should be viewed as a speech amplifier. Like an amplifier for a guitar, it doesn't do much without a musician there to play the instrument. The speaker is the musician, the speech is the instrument, and PowerPoint is the amplifier. Just as the amplifier doesn't dictate what the guitar player does, neither should PowerPoint take over the speaker.

I like to distinguish between using PowerPoint as a presentation aid and as a visual aid. PowerPoint, with all its bells and whistles, is designed as a presentation aid. Presentations are generally longer than speeches, at least fifteen minutes long, and are content heavy. College lectures and many professional conference presentations fall into this category. In these cases, PowerPoint generally runs along with the speaker throughout the presentation, reviewing key points and presenting visual aids such as pictures and graphs. The constant running of the slideshow also facilitates audience note taking, which is also common during presentations.

Speeches, on the other hand, are usually fifteen minutes or less, have repetition and redundancy built in (as they are adapted to a listening audience), and carry less expectation that the audience will take detailed notes. In this case, I believe PowerPoint should be used more as a visual aid, meaning that it should be simpler and amplify particular components of the speech rather than run along with the speaker throughout the speech.

Tips for Using PowerPoint as a Visual Aid

1. Do not have more than two slides per main point.
2. Use a consistent theme with limited variation in font style and font size.
3. Incorporate text and relevant graphics into each slide.
4. Limit content to no more than six lines of text or six bullet points per slide.
5. Do not use complete sentences; be concise.
6. Avoid unnecessary animation or distracting slide transitions.
7. Only have a slide displayed when it is relevant to what you're discussing. Insert completely black slides to display when you are not explicitly referencing content in the speech so the audience doesn't get distracted.

"Getting Plugged In"

Alternatives to PowerPoint

Although PowerPoint is the most frequently used presentation software, there are alternatives that can also be engaging and effective if the speaker is willing to invest the time in learning something new. Keynote is Apple's alternative to Microsoft's PowerPoint and offers some themes and style choices that can set your presentation apart from the familiar look of PowerPoint.

Keep in mind that you will need to make sure you have access to Mac-compatible presentation tools, since Keynote won't run or open on most PCs. Prezi is a new web-based presentation tool that uses Flash animation, zooming, and motion to make a very different-looking computer-generated visual aid. If you have the time to play with Prezi and create a visual aid for your presentation, you will stand out. You can see Prezi in action in Note 9.31 "Video Clip 9.1". You can also see sample presentations on Prezi's website: <http://prezi.com/explore>.

1. What are some positives and negatives of using PowerPoint as a visual aid?
2. What are some other alternatives to using PowerPoint as a visual aid? Why?



James Geary, Metaphorically Speaking. In this video, James Geary presents on metaphor using Prezi as his visual aid.
youtu.be/2cU56SWXHFw

Key Takeaways

- Library resources like databases and reference librarians are more suitable for college-level research than general search engines.
- Research sources include periodicals, newspapers and books, reference tools, interviews, and websites. The credibility of each type of supporting material should be evaluated.
- Speakers should include a variety of supporting material from their research sources in their speeches. The types of supporting material include examples, explanations, statistics, analogies, testimony, and visual aids.
- Visual aids help a speaker reinforce their content visually and have many potential benefits. Visual aids can also detract from a speech if not used properly. Visual aids include objects; chalkboards, whiteboards, and flip charts; posters and handouts; pictures; diagrams; charts; graphs; video; and presentation software.

Exercises

1. Getting integrated: Identify some ways that research skills are helpful in each of the following contexts: academic, professional, personal, and civic.
2. Go to the library webpage for your school. What are some resources that will be helpful for your research? Identify at least two library databases and at least one reference librarian. If you need help with research, what resources are available?
3. What are some websites that you think are credible for doing college-level research? Why? What are some website that are not credible? Why?

This page titled [9.2: Researching and Supporting Your Speech](#) is shared under a [CC BY-NC-SA 3.0](#) license and was authored, remixed, and/or curated by [Anonymous](#) via [source content](#) that was edited to the style and standards of the LibreTexts platform; a detailed edit history is available upon request.

9.3: Organizing

Learning Objectives

1. Explain the process of organizing a speech.
2. Identify common organizational patterns.
3. Incorporate supporting materials into a speech.
4. Employ verbal citations for various types of supporting material.
5. List key organizing signposts.
6. Identify the objectives of a speech introduction.
7. Identify the objectives of a speech conclusion.

When organizing your speech, you want to start with the body. Even though most students want to start with the introduction, I explain that it's difficult to introduce and preview something that you haven't yet developed. A well-structured speech includes an introduction, a body, and a conclusion. Think of this structure as a human body. This type of comparison dates back to Plato, who noted, "every speech ought to be put together like a living creature" (Winans, 1917). The introduction is the head, the body is the torso and legs, and the conclusion is the feet. The information you add to this structure from your research and personal experience is the organs and muscle. The transitions you add are the connecting tissues that hold the parts together, and a well-practiced delivery is the skin and clothing that makes everything presentable.

Organizing the Body of Your Speech

Writing the body of your speech takes the most time in the speech-writing process. Your specific purpose and thesis statements should guide the initial development of the body, which will then be more informed by your research process. You will determine main points that help achieve your purpose and match your thesis. You will then fill information into your main points by incorporating the various types of supporting material discussed previously. Before you move on to your introduction and conclusion, you will connect the main points together with transitions and other signposts.

Determining Your Main Points

Think of each main point as a miniature speech within your larger speech. Each main point will have a central idea, meet some part of your specific purpose, and include supporting material from your research that relates to your thesis. Reviewing the draft of your thesis and specific purpose statements can lead you to research materials. As you review your research, take notes on and/or highlight key ideas that stick out to you as useful, effective, relevant, and interesting. It is likely that these key ideas will become the central ideas of your main points, or at least subpoints. Once you've researched your speech enough to achieve your specific purpose, support your thesis, and meet the research guidelines set forth by your instructor, boss, or project guidelines, you can distill the research down to a series of central ideas. As you draft these central ideas, use parallel wording, which is similar wording among key organizing signposts and main points that helps structure a speech. Using parallel wording in your central idea statement for each main point will also help you write parallel key signposts like the preview statement in the introduction, transitions between main points, and the review statement in the conclusion. The following example shows parallel wording in the central ideas of each main point in a speech about the green movement and schools:

1. The green movement in schools positively affects school buildings and facilities.
2. The green movement in schools positively affects students.
3. The green movement in schools positively affects teachers.

While writing each central idea using parallel wording is useful for organizing information at this stage in the speech-making process, you should feel free to vary the wording a little more in your actual speech delivery. You will still want some parallel key words that are woven throughout the speech, but sticking too close to parallel wording can make your content sound forced or artificial.

After distilling your research materials down, you may have several central idea statements. You will likely have two to five main points, depending on what your instructor prefers, time constraints, or the organizational pattern you choose. All the central ideas may not get converted into main points; some may end up becoming subpoints and some may be discarded. Once you get your series of central ideas drafted, you will then want to consider how you might organize them, which will help you narrow your list down to what may actually end up becoming the body of your speech.

Organizing Your Main Points

There are several ways you can organize your main points, and some patterns correspond well to a particular subject area or speech type. Determining which pattern you will use helps filter through your list of central ideas generated from your research and allows you to move on to the next step of inserting supporting material into your speech. Here are some common organizational patterns.

Topical Pattern

When you use the topical pattern, you are breaking a large idea or category into smaller ideas or subcategories. In short you are finding logical divisions to a whole. While you may break something down into smaller topics that will make two, three, or more main points, people tend to like groups of three. In a speech about the Woodstock Music and Art Fair, for example, you could break the main points down to (1) the musicians who performed, (2) the musicians who declined to perform, and (3) the audience. You could also break it down into three specific performances—(1) Santana, (2) The Grateful Dead, and (3) Creedence Clearwater Revival—or three genres of music—(1) folk, (2) funk, and (3) rock.

The topical pattern breaks a topic down into logical divisions but doesn't necessarily offer any guidance in ordering them. To help determine the order of topical main points, you may consider the primacy or recency effect. You prime an engine before you attempt to start it and prime a surface before you paint it. The primacy effect is similar in that you present your best information first in order to make a positive impression and engage your audience early in your speech. The recency effect is based on the idea that an audience will best remember the information they heard most recently. Therefore you would include your best information last in your speech to leave a strong final impression. Both primacy and recency can be effective. Consider your topic and your audience to help determine which would work best for your speech.

Chronological Pattern

A chronological pattern helps structure your speech based on time or sequence. If you order a speech based on time, you may trace the development of an idea, product, or event. A speech on Woodstock could cover the following: (1) preparing for the event, (2) what happened during the event, and (3) the aftermath of the event. Ordering a speech based on sequence is also chronological and can be useful when providing directions on how to do something or how a process works. This could work well for a speech on baking bread at home, refinishing furniture, or harvesting corn. The chronological pattern is often a good choice for speeches related to history or demonstration speeches.

Spatial Pattern

The spatial pattern arranges main points based on their layout or proximity to each other. A speech on Woodstock could focus on the layout of the venue, including (1) the camping area, (2) the stage area, and (3) the musician/crew area. A speech could also focus on the components of a typical theater stage or the layout of the new 9/11 memorial at the World Trade Center site.

Problem-Solution Pattern

The problem-solution pattern entails presenting a problem and offering a solution. This pattern can be useful for persuasive speaking—specifically, persuasive speeches focused on a current societal issue. This can also be coupled with a call to action asking an audience to take specific steps to implement a solution offered. This organizational pattern can be applied to a wide range of topics and can be easily organized into two or three main points. You can offer evidence to support your claim that a problem exists in one main point and then offer a specific solution in the second main point. To be more comprehensive, you could set up the problem, review multiple solutions that have been proposed, and then add a third main point that argues for a specific solution out of the ones reviewed in the second main point. Using this pattern, you could offer solutions to the problem of rising textbook costs or offer your audience guidance on how to solve conflicts with roommates or coworkers.

Cause-Effect Pattern

The cause-effect pattern sets up a relationship between ideas that shows a progression from origin to result. You could also start with the current situation and trace back to the root causes. This pattern can be used for informative or persuasive speeches. When used for informing, the speaker is explaining an established relationship and citing evidence to support the claim—for example, accessing unsecured, untrusted websites or e-mails leads to computer viruses. When used for persuading, the speaker is arguing for a link that is not as well established and/or is controversial—for example, violent video games lead to violent thoughts and actions. In a persuasive speech, a cause-effect argument is often paired with a proposed solution or call to action, such as advocating for

stricter age restrictions on who can play violent video games. When organizing an informative speech using the cause-effect pattern, be careful not to advocate for a particular course of action.

Monroe's Motivated Sequence

Monroe's Motivated Sequence is a five-step organization pattern that attempts to persuade an audience by making a topic relevant, using positive and/or negative motivation, and including a call to action. The five steps are (1) attention, (2) need, (3) satisfaction, (4) visualization, and (5) action (Monroe & Ehninger, 1964).

The attention step is accomplished in the introduction to your speech. Whether your entire speech is organized using this pattern or not, any good speaker begins by getting the attention of the audience. We will discuss several strategies in Section 9 "Getting Your Audience's Attention" for getting an audience's attention. The next two steps set up a problem and solution.

After getting the audience's attention you will want to establish that there is a need for your topic to be addressed. You will want to cite credible research that points out the seriousness or prevalence of an issue. In the attention and need steps, it is helpful to use supporting material that is relevant and proxemic to the audience.

Once you have set up the need for the problem to be addressed, you move on to the satisfaction step, where you present a solution to the problem. You may propose your own solution if it is informed by your research and reasonable. You may also propose a solution that you found in your research.

The visualization step is next and incorporates positive and/or negative motivation as a way to support the relationship you have set up between the need and your proposal to satisfy the need. You may ask your audience to visualize a world where things are better because they took your advice and addressed this problem. This capitalizes on positive motivation. You may also ask your audience to visualize a world where things are worse because they did not address the issue, which is a use of negative motivation. Now that you have hopefully persuaded your audience to believe the problem is worthy of addressing, proposed a solution, and asked them to visualize potential positive or negative consequences, you move to the action step.

The action step includes a call to action where you are basically saying, "Now that you see the seriousness of this problem, here's what you can do about it." The call to action should include concrete and specific steps an audience can take. Your goal should be to facilitate the call to action, making it easy for the audience to complete. Instead of asking them to contact their elected officials, you could start an online petition and make the link available to everyone. You could also bring the contact information for officials that represent that region so the audience doesn't have to look them up on their own. Although this organizing pattern is more complicated than the others, it offers a proven structure that can help you organize your supporting materials and achieve your speech goals.

Incorporating Supporting Material

So far, you have learned several key steps in the speech creation process, which are reviewed in Figure 9.4. Now you will begin to incorporate more specific information from your supporting materials into the body of your speech. You can place the central ideas that fit your organizational pattern at the beginning of each main point and then plug supporting material in as subpoints.

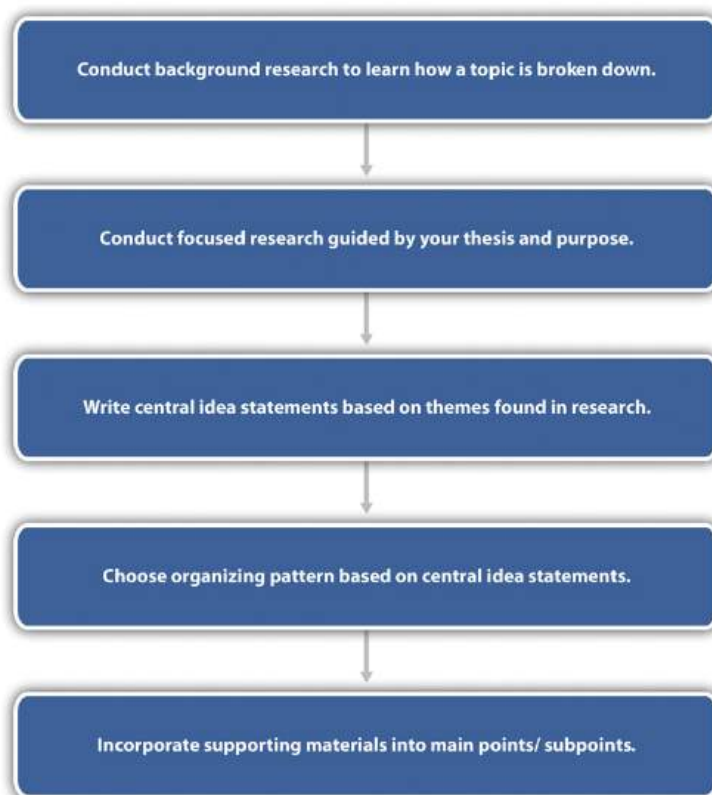


Figure 9.4 From Research to Main Points

This information will also make up the content of your formal and speaking outlines, which we will discuss more in Section 9.4 “Outlining”. Remember that you want to include a variety of supporting material (examples, analogies, statistics, explanations, etc.) within your speech. The information that you include as subpoints helps back up the central idea that started the main point. Depending on the length of your speech and the depth of your research, you may also have sub-subpoints that back up the claim you are making in the subpoint. Each piece of supporting material you include eventually links back to the specific purpose and thesis statement. This approach to supporting your speech is systematic and organized and helps ensure that your content fits together logically and that your main points are clearly supported and balanced.

One of the key elements of academic and professional public speaking is verbally citing your supporting materials so your audience can evaluate your credibility and the credibility of your sources. You should include citation information in three places: verbally in your speech, on any paper or electronic information (outline, PowerPoint), and on a separate reference sheet. Since much of the supporting material you incorporate into your speech comes directly from your research, it’s important that you include relevant citation information as you plug this information into your main points. Don’t wait to include citation information once you’ve drafted the body of your speech. At that point it may be difficult to retrace your steps to locate the source of a specific sentence or statistic. As you paraphrase or quote your supporting material, work the citation information into the sentences; do not clump the information together at the end of a sentence, or try to cite more than one source at the end of a paragraph or main point. It’s important that the audience hear the citations as you use the respective information so it’s clear which supporting material matches up with which source.

Writing key bibliographic information into your speech will help ensure that you remember to verbally cite your sources and that your citations will be more natural and flowing and less likely to result in fluency hiccups. At minimum, you should include the author, date, and source in a verbal citation. Sometimes more information is necessary. When citing a magazine, newspaper, or journal article, it is more important to include the source name than the title of the article, since the source name—for example, *Newsweek*—is what the audience needs to evaluate the speaker’s credibility. For a book, make sure to cite the title and indicate that the source is a book. When verbally citing information retrieved from a website, you do not want to try to recite a long and cumbersome URL in your speech. Most people don’t even make it past the “www.” before they mess up. It is more relevant to audiences for speakers to report the sponsor/author of the site and the title of the web page, or section of the website, where they obtained their information. When getting information from a website, it is best to use “official” organization websites or

government websites. When you get information from an official site, make sure you state that in your citation to add to your credibility. For an interview, state the interviewee's name, their credentials, and when the interview took place. Advice for verbally citing sources and examples from specific types of sources follow:

1. Magazine article

- “According to an article by Niall Ferguson in the January 23, 2012, issue of *Newsweek*, we can expect much discussion about ‘class warfare’ in the upcoming presidential and national election cycle. Ferguson reports that...”
- “As reported by Niall Ferguson, in the January 23, 2012, issue of *Newsweek*, many candidates denounce talking points about economic inequality...”

2. Newspaper article

- “On November 26, 2011, Eithne Farry of *The Daily Telegraph* of London reported that...”
- “An article about the renewed popularity of selling products in people’s own homes appeared in *The Daily Telegraph* on November 26, 2011. Eithne Farry explored a few of these ‘blast-from-the-past’ styled parties...”

3. Website

- “According to information I found at ready.gov, the website of the US Department of Homeland Security, US businesses and citizens...”
- “According to information posted on the US Department of Homeland Security’s official website,...”
- “Helpful information about business continuity planning can be found on the U.S. Department of Homeland Security’s official website, located at ready.gov...”

4. Journal article

- “An article written by Dr. Nakamura and Dr. Kikuchi, at Meiji University in Tokyo, found that the Fukushima disaster was complicated by Japan’s high nuclear consciousness. Their 2011 article published in the journal *Public Administration Today* reported that...”
- “In a 2012 article published in *Public Administration Review*, Professors Nakamura and Kikuchi reported that the Fukushima disaster was embarrassing for a country with a long nuclear history...”
- “Nakamura and Kikuchi, scholars in crisis management and public policy, authored a 2011 article about the failed crisis preparation at the now infamous Fukushima nuclear plant. Their *Public Administration Review* article reports that...”
- **Bad example** (doesn’t say where the information came from). “A 2011 study by Meiji University scholars found the crisis preparations at a Japanese nuclear plant to be inadequate...”

5. Book

- “In their 2008 book *At War with Metaphor*, Steuter and Wills describe how we use metaphor to justify military conflict. They report...”
- “Erin Steuter and Deborah Wills, experts in sociology and media studies, describe the connections between metaphor and warfare in their 2008 book *At War with Metaphor*. They both contend that...”
- “In their 2008 book *At War with Metaphor*, Steuter and Wills reveal...”

6. Interview

- “On February 20 I conducted a personal interview with Dr. Linda Scholz, a communication studies professor at Eastern Illinois University, to learn more about Latina/o Heritage Month. Dr. Scholz told me that...”
- “I conducted an interview with Dr. Linda Scholz, a communication studies professor here at Eastern, and learned that there are more than a dozen events planned for Latina/o Heritage Month.”
- “In a telephone interview I conducted with Dr. Linda Scholz, a communication studies professor, I learned...”

“Getting Critical”: Plagiarism

During the process of locating and incorporating supporting material into your speech, it’s important to practice good research skills to avoid intentional or unintentional plagiarism. Plagiarism, as we have already learned, is the uncredited use of someone else’s words or ideas. It’s important to note that most colleges and universities have strict and detailed policies related to academic honesty. You should be familiar with your school’s policy and your instructor’s policy. At many schools, there are consequences for academic dishonesty whether it is intentional or unintentional. Although many schools try to make a learning opportunity out of an initial violation, multiple violations could lead to suspension or expulsion. At the class level, plagiarism may result in an automatic “F” for the assignment or the course.

Over my years of teaching, I have encountered more than a dozen cases of plagiarism. While that is not a large percentage in relation to the large number of students I have taught, I have noticed that the instances have steadily increased over the past few years. I don't think this is because students are becoming more dishonest; I think it's become easier to locate and copy information and easier to catch those who do. I always remind my students that they do not have access to a secret version of the Internet that faculty can't access. If it takes a student five seconds to find a speech to plagiarize online, it will take me the same amount of time. Software programs like Turnitin.com also aid instructors in detecting plagiarism.

Being organized and thorough in your research can help avoid a situation where you feel backed into a corner and fake some sources or leave out some citations because you're out of time. One key to avoiding this type of situation is to keep good records as you research and write. First, as you locate sources, always record all the key bibliographic information. I know from experience how frustrating it can be to try to locate a source after you've already worked it into your speech or paper, and you have the quote or paraphrase but can't retrace your steps to find where you took it from. Printing the source, downloading the PDF, or copying and pasting the URL as soon as you locate the source can help you retrace your steps if needed.

Save drafts of your writing as you progress. Each day I work on a chapter for this book, I go to the "File" menu, choose "Save As," and amend the file name to include that day's date. That way I have a record that shows my work. The various style guides for writing also offer specific advice on how to cite sources and how to conduct research. You are probably familiar with MLA (Modern Language Association), used mostly in English and the humanities, and APA (American Psychological Association), which is used mostly in the social sciences. There's also the Chicago Manual of Style (CMS), used in history and also the style this book is in, and CBE (developed by the Council of Science Editors), which is used in biological and earth sciences. Since each manual is geared toward a different academic area, it's a good source for specific research-related questions. When in doubt about how to conduct or cite research, you can also ask your instructor for guidance.

1. Why do you think instances of academic dishonesty have been steadily increasing over the past few years?
2. What is your school's policy in academic honesty? What is your instructor's policy? What are the potential consequences for violating this policy at the school and classroom levels?
3. Based on what you learned here, what are some strategies you can employ to make your research process more organized?

Signposts

Signposts on highways help drivers and passengers navigate places they are not familiar with and give us reminders and warnings about what to expect down the road. Signposts in speeches are statements that help audience members navigate the turns of your speech. There are several key signposts in your speech. In the order you will likely use them, they are preview statement, transition between introduction and body, transitions between main points, transition from body to conclusion, and review statement (see Table 9.3 for a review of the key signposts with examples). While the preview and review statements are in the introduction and conclusion, respectively, the other signposts are all transitions that help move between sections of your speech.

Table 9.3: Organizing Signposts

Signpost	Example
Preview statement	"Today, I'd like to inform you about the history of Habitat for Humanity, the work they have done in our area, and my experiences as a volunteer."
Transition from introduction to body	"Let's begin with the history of Habitat for Humanity."
Transition from main point one to main point two	"Now that you know more about the history of Habitat for Humanity, let's look at the work they have done in our area."
Transition from main point two to main point three	"Habitat for Humanity has done a lot of good work in our area, and I was fortunate to be able to experience this as a volunteer."
Transition from body to conclusion	"In closing, I hope you now have a better idea of the impact this well-known group has had."
Review statement	"Habitat for Humanity is an organization with an inspiring history that has done much for our area while also providing an opportunity for volunteers, like myself, to learn and grow."

There are also signposts that can be useful within sections of your speech. Words and phrases like *Aside from* and *While* are good ways to transition between thoughts within a main point or subpoint. Organizing signposts like *First*, *Second*, and *Third* can be

used within a main point to help speaker and audience move through information. The preview in the introduction and review in the conclusion need not be the only such signposts in your speech. You can also include internal previews and internal reviews in your main points to help make the content more digestible or memorable.

In terms of writing, compose transitions that are easy for you to remember and speak. Pioneer speech teacher James A. Winans wrote in 1917 that “it is at a transition, ninety-nine times out of a hundred, that the speaker who staggers or breaks down, meets his [or her] difficulty” (Winans, 1917). His observation still holds true today. Key signposts like the ones in Table 9.3 should be concise, parallel, and obviously worded. Going back to the connection between speech signposts and signposts that guide our driving, we can see many connections. Speech signposts should be one concise sentence. Stop signs, for example, just say, “STOP.” They do not say, “Your vehicle is now approaching an intersection. Please bring it to a stop.”



Signposts in your speech guide the way for your audience members like signposts on the highway guide drivers. Doug Kerr – [Minnesota State Highway 5](#) – CC BY-SA 2.0.

Try to remove unnecessary words from key signposts to make them more effective and easier to remember and deliver. Speech signposts should also be parallel. All stop signs are octagonal with a red background and white lettering, which makes them easily recognizable to drivers. If the wording in your preview statement matches with key wording in your main points, transitions between main points, and review statement, then your audience will be better able to follow your speech. Last, traffic signposts are obvious. They are bright colors, sometimes reflective, and may even have flashing lights on them. A “Road Closed” sign painted in camouflage isn’t a good idea and could lead to disaster.

Being too vague or getting too creative with your speech signposts can also make them disappear into the background of your speech. My students have expressed concern that using parallel and obvious wording in speech signposts would make their speech boring or insult the intelligence of their audience. This is not the case. As we learned in the chapter titled “Listening”, most people struggle to be active listeners, so making a speech more listenable is usually appreciated. In addition, these are just six sentences in a much larger speech, so they are spaced out enough to not sound repetitive, and they can serve as anchor points to secure the attention of the audience.

In addition to well-written signposts, you want to have well-delivered signposts. Nonverbal signposts include pauses and changes in rate, pitch, or volume that help emphasize transitions within a speech. I have missed students’ signposts before, even though they were well written, because they did not stand out in the delivery. Here are some ways you can use nonverbal signposting: pause before and after your preview and review statements so they stand out, pause before and after your transitions between main points so they stand out, and slow your rate and lower your pitch on the closing line of your speech to provide closure.

Introduction

We all know that first impressions matter. Research shows that students’ impressions of instructors on the first day of class persist throughout the semester (Laws et al., 2010). First impressions are quickly formed, sometimes spontaneous, and involve little to no cognitive effort. Despite the fact that first impressions aren’t formed with much conscious effort, they form the basis of inferences and judgments about a person’s personality (Lass-Hennemann, et al., 2011). For example, the student who approaches the front of

the class before their speech wearing sweatpants and a t-shirt, looks around blankly, and lets out a sigh before starting hasn't made a very good first impression. Even if the student is prepared for the speech and delivers it well, the audience has likely already associated what they observed with personality traits of the student (i.e., lazy, indifferent), and those associations now have staying power in the face of contrary evidence that comes later.



Because of the power of first impressions, a speaker who seems unprepared in his or her introduction will likely be negatively evaluated even if the speech improves. Nadine Dereza – 'Insider Secrets of Public Speaking'. – CC BY-NC-ND 2.0.

Your introduction is only a fraction of your speech, but in that first minute or so, your audience decides whether or not they are interested in listening to the rest of the speech. There are four objectives that you should accomplish in your introduction. They include getting your audience's attention, introducing your topic, establishing credibility and relevance, and previewing your main points.

Getting Your Audience's Attention

There are several strategies you can use to get your audience's attention. Although each can be effective on its own, combining these strategies is also an option. A speaker can get their audience's attention negatively, so think carefully about your choice. The student who began his speech on Habitat for Humanity by banging on the table with a hammer definitely got his audience's attention during his 8:00 a.m. class, but he also lost credibility in that moment because many in the audience probably saw him as a joker rather than a serious speaker. The student who started her persuasive speech against animal testing with a little tap dance number ended up stumbling through the first half of her speech when she was thrown off by the confused looks the audience gave her when she finished her "attention getter." These cautionary tales point out the importance of choosing an attention getter that is appropriate, meaning that it's unusual enough to get people interested—but not over the top—and relevant to your speech topic.

Use Humor

In one of my favorite episodes of the television show *The Office*, titled "Dwight's Speech," the boss, Michael Scott, takes the stage at a regional sales meeting for a very nervous Dwight, who has been called up to accept an award. In typical Michael Scott style, he attempts to win the crowd over with humor and fails miserably. I begin this section on using humor to start a speech with this example because I think erring on the side of caution when it comes to humor tends to be the best option, especially for new speakers. I have had students who think that cracking a joke will help lighten the mood and reduce their anxiety. If well executed, this is a likely result and can boost the confidence of the speaker and get the audience hooked. But even successful comedians still bomb, and many recount stories of excruciating instances in which they failed to connect with an audience. So the danger lies in the poorly executed joke, which has the reverse effect, heightening the speaker's anxiety and leading the audience to question the speaker's competence and credibility. In general, when a speech is supposed to be professional or formal, as many in-class speeches are, humor is more likely to be seen as incongruous with the occasion. But there are other situations where a humorous opening might fit perfectly. For example, a farewell speech to a longtime colleague could start with an inside joke. When considering humor, it's good to get feedback on your idea from a trusted source.

Cite a Startling Fact or Statistic

As you research your topic, take note of any information that defies your expectations or surprises you. If you have a strong reaction to something you learn, your audience may, too. When using a startling fact or statistic as an attention getter, it's important to get the most bang for your buck. You can do this by sharing more than one fact or statistic that builds up the audience's interest. When using numbers, it's also good to repeat and/or repackage the statistics so they stick in the audience's mind, which you can see in the following example:

In 1994, sixteen states reported that 15–19 percent of their population was considered obese. Every other state reported obesity rates less than that. In 2010, no states reported obesity rates in that same category of 15–19 percent, because every single state had at least a 20 percent obesity rate. In just six years, we went from no states with an obesity rate higher than 19 percent, to fifty. Currently, the national obesity rate for adults is nearly 34 percent. This dramatic rise in obesity is charted on the Center for Disease Control and Prevention's website, and these rates are expected to continue to rise.

The speaker could have just started by stating that nearly 34 percent of the US adult population was obese in 2011. But statistics aren't meaningful without context. So sharing how that number rose dramatically over six years helps the audience members see the trend and understand what the current number means. The fourth sentence repackages and summarizes the statistics mentioned in the first three sentences, which again sets up an interesting and informative contrast. Last, the speaker provides a verbal citation for the source of the statistic.

Use a Quotation

Some quotations are attention getting and some are boring. Some quotations are relevant and moving and some are abstract and stale. If you choose to open your speech with a quotation, choose one that is attention getting, relevant, and moving. The following example illustrates some tips for using a quote to start a speech: ““The most important question in the world is ‘Why is the child crying?’” This quote from author Alice Walker is at the heart of my speech today. Too often, people see children suffering at the hands of bullies and do nothing about it until it's too late. That's why I believe that all public schools should adopt a zero-tolerance policy on bullying.”

Notice that the quote is delivered first in the speech, then the source of the quote is cited. Since the quote, like a startling fact or statistic just discussed, is the attention-getting part, it's better to start with that than the citation. Next, the speaker explains why the quote is relevant to the speech. Just because a quote seems relevant to you doesn't mean the audience will also pick up on that relevance, so it's best to make that explicit right after you use and cite the quote. Also evaluate the credibility of the source on which you found the quote. Many websites that make quotations available care more about selling pop-up ads than the accuracy of their information. Students who don't double-check the accuracy of the quote may end up attributing the quote to the wrong person or citing a made-up quote.

Ask a Question

Starting a speech with a question is a common attention getter, but in reality many of the questions that I have heard start a speech are not very attention getting. It's important to note that just because you use one of these strategies, that doesn't make it automatically appealing to an audience. A question can be mundane and boring just like a statistic, quotation, or story can.

A rhetorical question is different from a direct question. When a speaker asks a direct question, they actually want a response from their audience. A rhetorical question is designed to elicit a mental response from the audience, not a verbal or nonverbal one. In short, a rhetorical question makes an audience think. Asking a direct question of your audience is warranted only if the speaker plans on doing something with the information they get from the audience. I can't recall a time in which a student asked a direct question to start their speech and did anything with that information. Let's say a student starts the speech with the direct question “By a show of hands, how many people have taken public transportation in the past week?” and sixteen out of twenty students raise their hands. If the speaker is arguing that more students should use public transportation and she expected fewer students to raise their hands, is she going to change her speech angle on the spot? Since most speakers move on from their direct question without addressing the response they got from the audience, they have not made their attention getter relevant to their topic. So, if you use a direct question, make sure you have a point to it and some way to incorporate the responses into the speech.

A safer bet is to ask a rhetorical question that elicits only a mental response. A good rhetorical question can get the audience primed to think about the content of the speech. When asked as a series of questions and combined with startling statistics or facts, this strategy can create suspense and hook an audience. The following is a series of rhetorical questions used in a speech against the testing of cosmetics on animals: “Was the toxicity of the shampoo you used this morning tested on the eyes of rabbits? Would you

let someone put a cosmetic in your dog's eye to test its toxicity level? Have you ever thought about how many products that you use every day are tested on animals?" Make sure you pause after your rhetorical question to give the audience time to think. Don't pause for too long, though, or an audience member may get restless and think that you're waiting for an actual response and blurt out what he or she was thinking.

Tell a Story

When you tell a story, whether in the introduction to your speech or not, you should aim to paint word pictures in the minds of your audience members. You might tell a story from your own life or recount a story you found in your research. You may also use a hypothetical story, which has the advantage of allowing you to use your creativity and help place your audience in unusual situations that neither you nor they have actually experienced. When using a hypothetical story, you should let your audience know it's not real, and you should present a story that the audience can relate to. Speakers often let the audience know a story is not real by starting with the word *imagine*. As I noted, a hypothetical example can allow you to speak beyond the experience of you and your audience members by having them imagine themselves in unusual circumstances. These circumstances should not be so unusual that the audience can't relate to them. I once had a student start her speech by saying, "Imagine being held as a prisoner of war for seven years." While that's definitely a dramatic opener, I don't think students in our class were able to really get themselves into that imagined space in the second or two that we had before the speaker moved on. It may have been better for the speaker to say, "Think of someone you really care about. Visualize that person in your mind. Now, imagine that days and weeks go by and you haven't heard from that person. Weeks turn into months and years, and you have no idea if they are alive or dead." The speaker could go on to compare that scenario to the experiences of friends and family of prisoners of war. While we may not be able to imagine being held captive for years, we all know what it's like to experience uncertainty regarding the safety of a loved one.

Introducing the Topic

Introducing the topic of your speech is the most obvious objective of an introduction, but speakers sometimes forget to do this or do not do it clearly. As the author of your speech, you may think that what you're talking about is obvious. Sometimes a speech topic doesn't become obvious until the middle of a speech. By that time, however, it's easy to lose an audience that didn't get clearly told the topic of the speech in the introduction. Introducing the topic is done before the preview of main points and serves as an introduction to the overall topic. The following are two ways a speaker could introduce the topic of childhood obesity: "Childhood obesity is a serious problem facing our country," or "Today I'll persuade you that childhood obesity is a problem that can no longer be ignored."

Establishing Credibility and Relevance

The way you write and deliver your introduction makes an important first impression on your audience. But you can also take a moment in your introduction to explicitly set up your credibility in relation to your speech topic. If you have training, expertise, or credentials (e.g., a degree, certificate, etc.) relevant to your topic, you can share that with your audience. It may also be appropriate to mention firsthand experience, previous classes you have taken, or even a personal interest related to your topic. For example, I had a student deliver a speech persuading the audience that the penalties for texting and driving should be stricter. In his introduction, he mentioned that his brother's girlfriend was killed when she was hit by a car driven by someone who was texting. His personal story shared in the introduction added credibility to the overall speech.

I ask my students to imagine that when they finish their speech, everyone in the audience will raise their hands and ask the question "Why should I care about what you just said?"



Figure: Imagine that your audience members will all ask, “Why should I care about your topic?” and work to proactively address relevance throughout your speech. [U.S. Department of Agriculture](#) – CC BY 2.0.

This would no doubt be a nerve-racking experience. However, you can address this concern by preemptively answering this question in your speech. A good speaker will strive to make his or her content relevant to the audience throughout the speech, and starting this in the introduction appeals to an audience because the speaker is already answering the “so what?” question. When you establish relevance, you want to use immediate words like *I*, *you*, *we*, *our*, or *your*. You also want to address the audience sitting directly in front of you. While many students are good at making a topic relevant to humanity in general, it takes more effort to make the content relevant to a specific audience.

Previewing Your Main Points

The preview of main points is usually the last sentence of your introduction and serves as a map of what’s to come in the speech. The preview narrows your introduction of the topic down to the main ideas you will focus on in the speech. Your preview should be one sentence, should include wording that is parallel to the key wording of your main points in the body of your speech, and should preview your main points in the same order you discuss them in your speech. Make sure your wording is concise so your audience doesn’t think there will be four points when there are only three. The following example previews the main points for a speech on childhood obesity: “Today I’ll convey the seriousness of the obesity epidemic among children by reviewing some of the causes of obesity, common health problems associated with it, and steps we can take to help ensure our children maintain a healthy weight.”

Conclusion

How you conclude a speech leaves an impression on your audience. There are three important objectives to accomplish in your conclusion. They include summarizing the importance of your topic, reviewing your main points, and closing your speech.

Summarizing the Importance of Your Topic

After you transition from the body of your speech to the conclusion, you will summarize the importance of your topic. This is the “take-away” message, or another place where you can answer the “so what?” question. This can often be a rewording of your thesis statement. The speech about childhood obesity could be summarized by saying, “Whether you have children or not, childhood obesity is a national problem that needs to be addressed.”

Reviewing Your Main Points

Once you have summarized the overall importance of your speech, you review the main points. The review statement in the conclusion is very similar to the preview statement in your introduction. You don’t have to use the exact same wording, but you still want to have recognizable parallelism that connects the key idea of each main point to the preview, review, and transitions. The review statement for the childhood obesity speech could be “In an effort to convince you of this, I cited statistics showing the rise of obesity, explained common health problems associated with obesity, and proposed steps that parents should take to ensure their children maintain a healthy weight.”

Closing Your Speech

Like the attention getter, your closing statement is an opportunity for you to exercise your creativity as a speaker. Many students have difficulty wrapping up the speech with a sense of closure and completeness. In terms of closure, a well-written and well-delivered closing line signals to your audience that your speech is over, which cues their applause. You should not have to put an artificial end to your speech by saying “thank you” or “that’s it” or “that’s all I have.” In terms of completeness, the closing line should relate to the overall speech and should provide some “take-away” message that may leave an audience thinking or propel them to action. A sample closing line could be “For your health, for our children’s health, and for our country’s health, we must take steps to address childhood obesity today.” You can also create what I call the “ribbon and bow” for your speech by referring back to the introduction in the closing of your speech. For example, you may finish an illustration or answer a rhetorical question you started in the introduction.

Although the conclusion is likely the shortest part of the speech, I suggest that students practice it often. Even a well-written conclusion can be ineffective if the delivery is not good. Conclusions often turn out bad because they weren’t practiced enough. If you only practice your speech starting from the beginning, you may not get to your conclusion very often because you stop to fix something in one of the main points, get interrupted, or run out of time. Once you’ve started your speech, anxiety may increase as you near the end and your brain becomes filled with thoughts of returning to your seat, so even a well-practiced conclusion can fall short. Practicing your conclusion by itself several times can help prevent this.

Key Takeaways

- The speech consists of an introduction, a body, and a conclusion. When organizing a speech, start with the body.
- Determine the main points of a speech based on your research and supporting materials. The main points should support the thesis statement and help achieve the general and specific purposes.
- The organizational patterns that can help arrange the main points of a speech are topical, chronological, spatial, problem-solution, cause-effect, and Monroe’s Motivated Sequence.
- Incorporating supporting material helps fill in the main points by creating subpoints. As supporting material is added to the speech, citation information should be included so you will have the information necessary to verbally cite your sources.
- Organizing signposts help connect the introduction, body, and conclusion of a speech. Organizing signposts should be written using parallel wording to the central idea of each main point.
- A speaker should do the following in the introduction of a speech: get the audience’s attention, introduce the topic, establish credibility and relevance, and preview the main points.
- A speaker should do the following in the conclusion of a speech: summarize the importance of the topic, review the main points, and provide closure.

Exercises

1. Identifying the main points of reference material you plan to use in your speech can help you determine your main points/subpoints. Take one of your sources for your speech and list the main points and any subpoints from the article. Are any of them suitable main points for your speech? Why or why not?
2. Which organizational pattern listed do you think you will use for your speech, and why?
3. Write out verbal citations for some of the sources you plan to use in your speech, using the examples cited in the chapter as a guide.
4. Draft the opening and closing lines of your speech. Remember to tap into your creativity to try to engage the audience. Is there any way you can tie the introduction and conclusion together to create a “ribbon and bow” for your speech?

References

- Lass-Hennemann, J., Linn K. Kuehl, André Schulz, Melly S. Oitzl, and Hartmut Schachinger, “Stress Strengthens Memory of First Impressions of Others’ Positive Personality Traits,” *PLoS ONE* 6, no. 1 (2011): 1.
- Laws, E. L., Jennifer M. Apperson, Stephanie Buchert, and Norman J. Bregman, “Student Evaluations of Instruction: When Are Enduring First Impressions Formed?” *North American Journal of Psychology* 12, no. 1 (2010): 81.
- Monroe, A. H., and Douglas Ehninger, *Principles of Speech*, 5th brief ed. (Chicago, IL: Scott, Foresman, 1964).
- Winans, J. A., *Public Speaking* (New York: Century, 1917), 411.

This page titled [9.3: Organizing](#) is shared under a [CC BY-NC-SA 3.0](#) license and was authored, remixed, and/or curated by [Anonymous](#) via [source content](#) that was edited to the style and standards of the LibreTexts platform; a detailed edit history is available upon request.

9.4: Outlining

Learning Objectives

1. Explain the principles of outlining.
2. Create a formal outline.
3. Explain the importance of writing for speaking.
4. Create a speaking outline.

Think of your outline as a living document that grows and takes form throughout your speech-making process. When you first draft your general purpose, specific purpose, and thesis statement, you could create a new document on your computer and plug those in, essentially starting your outline. As you review your research and distill the information down into separate central ideas that support your specific purpose and thesis, type those statements into the document. Once you've chosen your organizational pattern and are ready to incorporate supporting material, you can quote and paraphrase your supporting material along with the bibliographic information needed for your verbal citations into the document. By this point, you have a good working outline, and you can easily cut and paste information to move it around and see how it fits into the main points, subpoints, and sub-subpoints. As your outline continues to take shape, you will want to follow established principles of outlining to ensure a quality speech.

The Formal Outline

The formal outline is a full-sentence outline that helps you prepare for your speech. It includes the introduction and conclusion, the main content of the body, key supporting materials, citation information written into the sentences in the outline, and a references page for your speech. The formal outline also includes a title, the general purpose, specific purpose, and thesis statement. It's important to note that an outline is different from a script. While a script contains everything that will be said, an outline includes the main content. Therefore you shouldn't include every word you're going to say on your outline. This allows you more freedom as a speaker to adapt to your audience during your speech. Students sometimes complain about having to outline speeches or papers, but it is a skill that will help you in other contexts. Being able to break a topic down into logical divisions and then connect the information together will help ensure that you can prepare for complicated tasks or that you're prepared for meetings or interviews. I use outlines regularly to help me organize my thoughts and prepare for upcoming projects.



Outlining provides a scaffolding, or structure, that will help ensure your speech is logical, coherent, and organized. [Wikimedia Commons](#) – CC BY 2.0.

Principles of Outlining

There are principles of outlining you can follow to make your outlining process more efficient and effective. Four principles of outlining are consistency, unity, coherence, and emphasis (DuBois, 1929). In terms of consistency, you should follow standard outlining format. In standard outlining format, main points are indicated by capital roman numerals, subpoints are indicated by capital letters, and sub-subpoints are indicated by Arabic numerals. Further divisions are indicated by either lowercase letters or lowercase roman numerals.

The principle of unity means that each letter or number represents one idea. One concrete way to help reduce the amount of ideas you include per item is to limit each letter or number to one complete sentence. If you find that one subpoint has more than one idea, you can divide it into two subpoints. Limiting each component of your outline to one idea makes it easier to then plug in supporting material and helps ensure that your speech is coherent. In the following example from a speech arguing that downloading music from peer-to-peer sites should be legal, two ideas are presented as part of a main point.

- Downloading music using peer-to-peer file-sharing programs helps market new music and doesn't hurt record sales.

The main point could be broken up into two distinct ideas that can be more fully supported.

1. Downloading music using peer-to-peer file-sharing programs helps market new music.
2. Downloading music using peer-to-peer file-sharing programs doesn't hurt record sales.

Following the principle of unity should help your outline adhere to the principle of coherence, which states that there should be a logical and natural flow of ideas, with main points, subpoints, and sub-subpoints connecting to each other (Winans, 1917). Shorter phrases and keywords can make up the speaking outline, but you should write complete sentences throughout your formal outline to ensure coherence. The principle of coherence can also be met by making sure that when dividing a main point or subpoint, you include at least two subdivisions. After all, it defies logic that you could divide anything into just one part. Therefore if you have an *A*, you must have a *B*, and if you have a *1*, you must have a *2*. If you can easily think of one subpoint but are having difficulty identifying another one, that subpoint may not be robust enough to stand on its own. Determining which ideas are coordinate with each other and which are subordinate to each other will help divide supporting information into the outline (Winans, 1917). Coordinate points are on the same level of importance in relation to the thesis of the speech or the central idea of a main point. In the following example, the two main points (I, II) are coordinate with each other. The two subpoints (A, B) are also coordinate with each other. Subordinate points provide evidence or support for a main idea or thesis. In the following example, subpoint A and subpoint B are subordinate to main point II. You can look for specific words to help you determine any errors in distinguishing coordinate and subordinate points. Your points/subpoints are likely coordinate when you would connect the two statements using any of the following: *and*, *but*, *yet*, *or*, or *also*. In the example, the word *also* appears in B, which connects it, as a coordinate point, to A. The points/subpoints are likely subordinate if you would connect them using the following: *since*, *because*, *in order that*, *to explain*, or *to illustrate*. In the example, 1 and 2 are subordinate to A because they support that sentence.

1. Downloading music using peer-to-peer file-sharing programs helps market new music.
2. Downloading music using peer-to-peer file-sharing programs doesn't hurt record sales.
 1. John Borland, writing for CNET.com in 2004, cited research conducted by professors from Harvard and the University of North Carolina that observed 1.75 million downloads from two file-sharing programs.
 1. They conclude that the rapid increase in music downloading over the past few years does not significantly contribute to declining record sales.
 2. Their research even suggests that the practice of downloading music may even have a "slight positive effect on the sales of the top albums."
 2. A 2010 Government Accountability Office Report also states that sampling "pirated" goods could lead consumers to buy the "legitimate" goods.

The principle of emphasis states that the material included in your outline should be engaging and balanced. As you place supporting material into your outline, choose the information that will have the most impact on your audience. Choose information that is proxemic and relevant, meaning that it can be easily related to the audience's lives because it matches their interests or ties into current events or the local area. Remember primacy and recency discussed earlier and place the most engaging information first or last in a main point depending on what kind of effect you want to have. Also make sure your information is balanced. The outline serves as a useful visual representation of the proportions of your speech. You can tell by the amount of space a main point, subpoint, or sub-subpoint takes up in relation to other points of the same level whether or not your speech is balanced. If one subpoint is a half a page, but a main point is only a quarter of a page, then you may want to consider making the subpoint a main

point. Each part of your speech doesn't have to be equal. The first or last point may be more substantial than a middle point if you are following primacy or recency, but overall the speech should be relatively balanced.

Sample Formal Outline

The following outline shows the standards for formatting and content and can serve as an example as you construct your own outline. Check with your instructor to see if he or she has specific requirements for speech outlines that may differ from what is shown here.

Title: The USA's Neglected Sport: Soccer

General purpose: To persuade

Specific purpose: By the end of my speech, the audience will believe that soccer should be more popular in the United States.

Thesis statement: Soccer isn't as popular in the United States as it is in the rest of the world because people do not know enough about the game; however, there are actions we can take to increase its popularity.

Introduction

Attention getter: GOOOOOOOOOOAL! GOAL! GOAL! GOOOOOOAL!

Introduction of topic: If you've ever heard this excited yell coming from your television, then you probably already know that my speech today is about soccer.

Credibility and relevance: Like many of you, I played soccer on and off as a kid, but I was never really exposed to the culture of the sport. It wasn't until recently, when I started to watch some of the World Cup games with international students in my dorm, that I realized what I'd been missing out on. Soccer is the most popular sport in the world, but I bet that, like most US Americans, it only comes on your radar every few years during the World Cup or the Olympics. If, however, you lived anywhere else in the world, soccer (or football, as it is more often called) would likely be a much larger part of your life.

Preview: In order to persuade you that soccer should be more popular in the United States, I'll explain why soccer isn't as popular in the United States and describe some of the actions we should take to change our beliefs and attitudes about the game.

Transition: Let us begin with the problem of soccer's unpopularity in America.

Body

1. Although soccer has a long history as a sport, it hasn't taken hold in the United States to the extent that it has in other countries.
 1. Soccer has been around in one form or another for thousands of years.
 1. The president of FIFA, which is the international governing body for soccer, was quoted in David Goldblatt's 2008 book, *The Ball is Round*, as saying, "Football is as old as the world...People have always played some form of football, from its very basic form of kicking a ball around to the game it is today."
 2. Basil Kane, author of the book *Soccer for American Spectators*, reiterates this fact when he states, "Nearly every society at one time or another claimed its own form of kicking game."
 2. Despite this history, the United States hasn't caught "soccer fever" for several different reasons.
 1. Sports fans in the United States already have lots of options when it comes to playing and watching sports.
 1. Our own "national sports" such as football, basketball, and baseball take up much of our time and attention, which may prevent people from engaging in an additional sport.
 2. Statistics unmistakably show that soccer viewership is low as indicated by the much-respected Pew Research group, which reported in 2006 that only 4 percent of adult US Americans they surveyed said that soccer was their favorite sport to watch.
 1. Comparatively, 34 percent of those surveyed said that football was their favorite sport to watch.
 2. In fact, soccer just barely beat out ice skating, with 3 percent of the adults surveyed indicating that as their favorite sport to watch.
 2. The attitudes and expectations of sports fans in the United States also prevent soccer's expansion into the national sports consciousness.
 1. One reason Americans don't enjoy soccer as much as other sports is due to our shortened attention span, which has been created by the increasingly fast pace of our more revered sports like football and basketball.

1. According to the 2009 article from BleacherReport.com, “An American Tragedy: Two Reasons Why We Don’t Like Soccer,” the average length of a play in the NFL is six seconds, and there is a scoring chance in the NBA every twenty-four seconds.
2. This stands in stark comparison to soccer matches, which are played in two forty-five-minute periods with only periodic breaks in play.
2. Our lack of attention span isn’t the only obstacle that limits our appreciation for soccer; we are also set in our expectations.
 1. The BleacherReport article also points out that unlike with football, basketball, and baseball—all sports in which the United States has most if not all the best teams in the world—we know that the best soccer teams in the world aren’t based in the United States.
 2. We also expect that sports will offer the same chances to compare player stats and obsess over data that we get from other sports, but as Chad Nielsen of ESPN.com states, “There is no quantitative method to compare players from different leagues and continents.”
 3. Last, as legendary sports writer Frank Deford wrote in a 2012 article on *Sports Illustrated’s* website, Americans don’t like ties in sports, and 30 percent of all soccer games end tied, as a draw, deadlocked, or nil-nil.

Transition: Although soccer has many problems that it would need to overcome to be more popular in the United States, I think there are actions we can take now to change our beliefs and attitudes about soccer in order to give it a better chance.

2. Soccer is the most popular sport in the world, and there have to be some good reasons that account for this status.
 1. As US Americans, we can start to enjoy soccer more if we better understand why the rest of the world loves it so much.
 1. As was mentioned earlier, Chad Nielsen of ESPN.com notes that American sports fans can’t have the same stats obsession with soccer that they do with baseball or football, but fans all over the world obsess about their favorite teams and players.
 1. Fans argue every day, in bars and cafés from Baghdad to Bogotá, about statistics for goals and assists, but as Nielsen points out, with the game of soccer, such stats still fail to account for varieties of style and competition.
 2. So even though the statistics may be different, bonding over or arguing about a favorite team or player creates communities of fans that are just as involved and invested as even the most loyal team fans in the United States.
 2. Additionally, Americans can start to realize that some of the things we might initially find off putting about the sport of soccer are actually some of its strengths.
 1. The fact that soccer statistics aren’t poured over and used to make predictions makes the game more interesting.
 2. The fact that the segments of play in soccer are longer and the scoring lower allows for the game to have a longer arc, meaning that anticipation can build and that a game might be won or lost by only one goal after a long and even-matched game.
 2. We can also begin to enjoy soccer more if we view it as an additional form of entertainment.
 1. As Americans who like to be entertained, we can seek out soccer games in many different places.
 1. There is most likely a minor or even a major league soccer stadium team within driving distance of where you live.
 2. You can also go to soccer games at your local high school, college, or university.
 2. We can also join the rest of the world in following some of the major soccer celebrities—David Beckham is just the tip of the iceberg.
 3. Getting involved in soccer can also help make our society more fit and healthy.
 1. Soccer can easily be the most athletic sport available to Americans.
 2. In just one game, the popular soccer player Gennaro Gattuso was calculated to have run about 6.2 miles, says Carl Bialik, a numbers expert who writes for *The Wall Street Journal*.
 3. With the growing trend of obesity in America, getting involved in soccer promotes more running and athletic ability than baseball, for instance, could ever provide.
 1. A press release on FIFA’s official website notes that one hour of soccer three times a week has been shown in research to provide significant physical benefits.
 2. If that’s not convincing enough, the website ScienceDaily.com reports that the *Scandinavian Journal of Medicine and Science in Sports* published a whole special issue titled *Football for Health* that contained fourteen articles supporting the health benefits of soccer.

4. Last, soccer has been praised for its ability to transcend language, culture, class, and country.
 1. The nongovernmental organization Soccer for Peace seeks to use the worldwide popularity of soccer as a peacemaking strategy to bridge the divides of race, religion, and socioeconomic class.
 2. According to their official website, the organization just celebrated its ten-year anniversary in 2012.
 1. Over those ten years the organization has focused on using soccer to bring together people of different religious faiths, particularly people who are Jewish and Muslim.
 2. In 2012, three first-year college students, one Christian, one Jew, and one Muslim, dribbled soccer balls for 450 miles across the state of North Carolina to help raise money for Soccer for Peace.
5. A press release on the World Association of Nongovernmental Organizations's official website states that from the dusty refugee camps of Lebanon to the upscale new neighborhoods in Buenos Aires, "soccer turns heads, stops conversations, causes breath to catch, and stirs hearts like virtually no other activity."

Conclusion

Transition to conclusion and summary of importance: In conclusion, soccer is a sport that has a long history, can help you get healthy, and can bring people together.

Review of main points: Now that you know some of the obstacles that prevent soccer from becoming more popular in the United States and several actions we can take to change our beliefs and attitudes about soccer, I hope you agree with me that it's time for the United States to join the rest of the world in welcoming soccer into our society.

Closing statement: The article from BleacherReport.com that I cited earlier closes with the following words that I would like you to take as you leave here today: "We need to learn that just because there is no scoring chance that doesn't mean it is boring. We need to see that soccer is not for a select few, but for all. We only need two feet and a ball. We need to stand up and appreciate the beautiful game."

References

- Araos, C. (2009, December 10). An American tragedy: Two reasons why we don't like soccer. *Bleacher Report: World Football*. Retrieved from <http://bleacherreport.com/articles/306338-an-american-tragedy-the-two-reasons-why-we-dont-like-soccer>
- Bialik, C. (2007, May 23). Tracking how far soccer players run. *WSJ Blogs: The Numbers Guy*. Retrieved from <http://blogs.wsj.com/numbersguy/tracking-how-far-soccer-players-run-112>
- Deford, F. (2012, May 16). Americans don't like ties in sports. *SI.com: Viewpoint*. Retrieved from [sportsillustrated.cnn.com/2012.ies/index.html](http://sportsillustrated.cnn.com/2012/05/16/index.html)
- FIFA.com (2007, September 6). Study: Playing football provides health benefits for all. Retrieved from <http://www.fifa.com/aboutfifa/footballdevelopment/medical/news/newsid=589317/index.html>
- Goldblatt, D. (2008). *The ball is round: A global history of soccer*. New York, NY: Penguin.
- Kane, B. (1970). *Soccer for American spectators: A fundamental guide to modern soccer*. South Brunswick, NJ: A. S. Barnes.
- Nielsen, C. (2009, May 27). "What I do is play soccer." *ESPN*. Retrieved from <http://sports.espn.go.com/espn/news/story?id=4205057>
- Pew Research Center. (2006, June 14). Americans to rest of world: Soccer not really our thing. *Pew Research Center*. Retrieved from <http://pewresearch.org/pubs/315/americans-to-rest-of-world-soccer-not-really-our-thing>
- ScienceDaily.com. (2010, April 7). Soccer improves health, fitness, and social abilities. *ScienceDaily.com: Science news*. Retrieved from <http://www.sciencedaily.com/releases/2010/04/100406093524.htm>
- Selle, R. R. (n.d.). Soccer for peace. *Wango.org: News*. Retrieved from <http://www.wango.org/news/news/psmp.htm>
- Soccer For Peace. (2012). Kicking across Carolina. *SFP news*. Retrieved from <http://www.soccerforpeace.com/2012-10-03-17-18-08/sfp-news/44-kicking-across-carolina.html>

Examples of APA Formatting for References

The citation style of the American Psychological Association (APA) is most often used in communication studies when formatting research papers and references. The following examples are formatted according to the sixth edition of the APA Style Manual.

Links are included to the OWL Purdue website, which is one of the most credible online sources for APA format. Of course, to get the most accurate information, it is always best to consult the style manual directly, which can be found in your college or university's library.

Books

For more information on citing books in APA style on your references page, visit <http://owl.english.purdue.edu/owl/resource/560/08>.

Single Author

Two Authors

Warren, J. T., & Fassett, D. L. (2011). *Communication: A critical/cultural introduction*. Los Angeles, CA: Sage.

Chapter from Edited Book

Mumby, D. K. (2011). Power and ethics. In G. Cheney, S. May, & D. Munshi (Eds.), *The handbook of communication ethics* (pp. 84–98). New York, NY: Routledge.

Periodicals

For more information on citing articles from periodicals in APA style on your references page, visit <http://owl.english.purdue.edu/owl/resource/560/07>.

Magazine

Huang, L. (2011, August 1). The death of English (LOL). *Newsweek*, 152(6), 8.

Newspaper

Kornblum, J. (2007, October 23). Privacy? That's old-school: Internet generation views openness in a different way. *USA Today*, 1D–2D.

Journal Article

Bodie, G. D. (2012). A racing heart, rattling knees, and ruminative thoughts: Defining, explaining, and treating public speaking anxiety. *Communication Education*, 59(1), 70–105.

Online Sources

For more information on citing articles from online sources in APA style on your references page, visit <http://owl.english.purdue.edu/owl/resource/560/10>.

Online Newspaper Article

Perman, C. (2011, September 8). Bad economy? A good time for a steamy affair. *USA Today*. Retrieved from www.usatoday.com/money/economy/story/2011-09-10/economy-affairs-divorce-marriage/50340948/1

Online News Website

Fraser, C. (2011, September 22). The women defying France's full-face veil ban. *BBC News*. Retrieved from <http://www.bbc.co.uk/news/world-europe-15023308>

Online Magazine

Cullen, L. T. (2007, April 26). Employee diversity training doesn't work. *Time*. Retrieved from www.time.com/time/magazine/article/0,9171,1615183,00.html

Government Document or Report Retrieved Online

Pew Research Center. (2010, November 18). The decline of marriage and rise of new families. Retrieved from pewsocialtrends.org/files/201.0-families.pdf

Website

Kwintessential. (n.d.). Cross cultural business blunders. Retrieved from www.kwintessential.co.uk/cult.-blunders.html

The Speaking Outline

The formal outline is a full-sentence outline that helps as you prepare for your speech, and the speaking outline is a keyword and phrase outline that helps you deliver your speech. While the formal outline is important to ensure that your content is coherent and your ideas are balanced and expressed clearly, the speaking outline helps you get that information out to the audience. Make sure you budget time in your speech preparation to work on the speaking outline. Skimping on the speaking outline will show in your delivery.

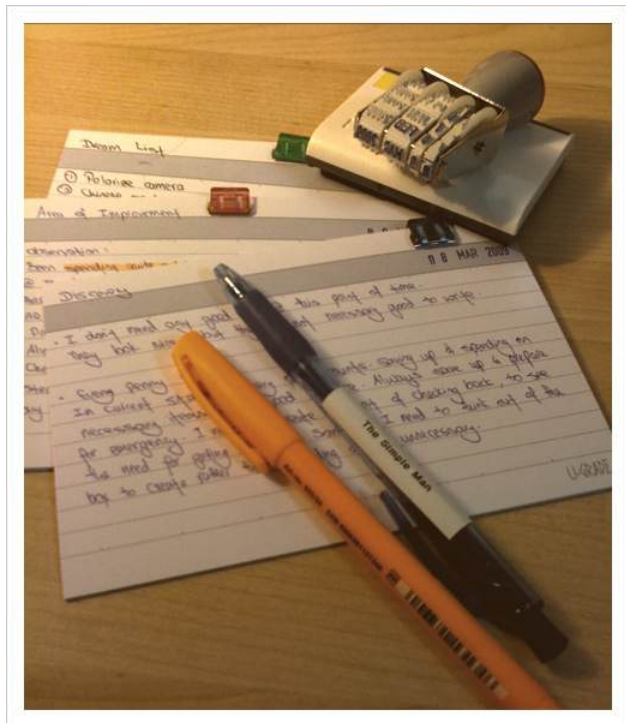


Figure: Using note cards for your speaking outline will help you be able to move around and gesture more freely than using full sheets of paper. Justin See (coming back) – [My Pile of Index Card](#) – CC BY 2.0.

You may convert your formal outline into a speaking outline using a computer program. I often resave a file and then reformat the text so it's more conducive to referencing while actually speaking to an audience. You may also choose, or be asked to, create a speaking outline on note cards. Note cards are a good option when you want to have more freedom to gesture or know you won't have a lectern on which to place notes printed on full sheets of paper. In either case, this entails converting the full-sentence outline to a keyword or key-phrase outline. Speakers will need to find a balance between having too much or too little content on their speaking outlines. You want to have enough information to prevent fluency hiccups as you stop to mentally retrieve information, but you don't want to have so much information that you read your speech, which lessens your eye contact and engagement with the audience. Budgeting sufficient time to work on your speaking outline will allow you to practice your speech with different amounts of notes to find what works best for you. Since the introduction and conclusion are so important, it may be useful to include notes to ensure that you remember to accomplish all the objectives of each.

Aside from including important content on your speaking outline, you may want to include speaking cues. Speaking cues are reminders designed to help your delivery. You may write "(PAUSE)" before and after your preview statement to help you remember that important nonverbal signpost. You might also write "(MAKE EYE CONTACT)" as a reminder not to read unnecessarily from your cards. Overall, my advice is to make your speaking outline work for you. It's your last line of defense when you're in front of an audience, so you want it to help you, not hurt you.

Writing for Speaking

As you compose your outlines, write in a way that is natural for you to speak but also appropriate for the expectations of the occasion. Since we naturally speak with contractions, write them into your formal and speaking outlines. You should begin to read your speech aloud as you are writing the formal outline. As you read each section aloud, take note of places where you had difficulty saying a word or phrase or had a fluency hiccup, then go back to those places and edit them to make them easier for you

to say. This will make you more comfortable with the words in front of you while you are speaking, which will improve your verbal and nonverbal delivery.

Tips for Note Cards

1. The 4 × 6 inch index cards provide more space and are easier to hold and move than 3.5 × 5 inch cards.
2. Find a balance between having so much information on your cards that you are tempted to read from them and so little information that you have fluency hiccups and verbal fillers while trying to remember what to say.
3. Use bullet points on the left-hand side rather than writing in paragraph form, so your eye can easily catch where you need to pick back up after you've made eye contact with the audience. Skipping a line between bullet points may also help.
4. Include all parts of the introduction/conclusion and signposts for backup.
5. Include key supporting material and wording for verbal citations.
6. Only write on the front of your cards.
7. Do not have a sentence that carries over from one card to the next (can lead to fluency hiccups).
8. If you have difficult-to-read handwriting, you may type your speech and tape or glue it to your cards. Use a font that's large enough for you to see and be neat with the glue or tape so your cards don't get stuck together.
9. Include cues that will help with your delivery. Highlight transitions, verbal citations, or other important information. Include reminders to pause, slow down, breathe, or make eye contact.
10. Your cards should be an extension of your body, not something to play with. Don't wiggle, wring, flip through, or slap your note cards.

Key Takeaways

- The formal outline is a full-sentence outline that helps you prepare for your speech and includes the introduction and conclusion, the main content of the body, citation information written into the sentences of the outline, and a references page.
- The principles of outlining include consistency, unity, coherence, and emphasis.
- Coordinate points in an outline are on the same level of importance in relation to the thesis of the speech or the central idea of a main point. Subordinate points provide evidence for a main idea or thesis.
- The speaking outline is a keyword and phrase outline that helps you deliver your speech and can include speaking cues like “pause,” “make eye contact,” and so on.
- Write your speech in a manner conducive to speaking. Use contractions, familiar words, and phrases that are easy for you to articulate. Reading your speech aloud as you write it can help you identify places that may need revision to help you more effectively deliver your speech.

Exercises

1. What are some practical uses for outlining outside of this class? Which of the principles of outlining do you think would be most important in the workplace and why?
2. Identify which pieces of information you may use in your speech are coordinate with each other and subordinate.
3. Read aloud what you've written of your speech and identify places that can be reworded to make it easier for you to deliver.

References

DuBois, W. C., *Essentials of Public Speaking* (New York: Prentice Hall, 1929), 104.

Winans, J. A., *Public Speaking* (New York: Century, 1917), 407.

This page titled [9.4: Outlining](#) is shared under a [CC BY-NC-SA 3.0](#) license and was authored, remixed, and/or curated by [Anonymous](#) via [source content](#) that was edited to the style and standards of the LibreTexts platform; a detailed edit history is available upon request.

CHAPTER OVERVIEW

10: Delivering a Speech

[10.1: Managing Public Speaking Anxiety](#)

[10.2: Delivery Methods and Practice Sessions](#)

[10.3: Vocal Delivery](#)

[10.4: Physical Delivery](#)

This page titled [10: Delivering a Speech](#) is shared under a [CC BY-NC-SA 3.0](#) license and was authored, remixed, and/or curated by [Anonymous](#) via [source content](#) that was edited to the style and standards of the LibreTexts platform; a detailed edit history is available upon request.

10.1: Managing Public Speaking Anxiety

Learning Objectives

1. Discuss common sources of public speaking anxiety.
2. Identify strategies for addressing public speaking anxiety.
3. Employ strategies for addressing public speaking anxiety.

If you feel fear, anxiety, or discomfort when confronted with the task of speaking in front of an audience, you are not alone. National polls consistently show that public speaking is among Americans' top fears (Bodie, 2010). Yet, since we all have to engage in some form of public speaking, this is a fear that many people must face regularly. Effectively managing speaking anxiety has many positive effects on your speech. One major area that can improve with less anxiety is delivery. Although speaking anxiety is natural and normal, it can interfere with verbal and nonverbal delivery, which makes a speech less effective. In this chapter, we will explore causes of speaking anxiety, ways to address it, and best practices of vocal and physical delivery.

Sources of Speaking Anxiety

Aside from the self-reported data in national surveys that rank the fear of public speaking high for Americans, decades of research conducted by communication scholars shows that communication apprehension is common among college students (Priem & Solomon, 2009). Communication apprehension (CA) is fear or anxiety experienced by a person due to real or perceived communication with another person or persons. CA is a more general term that includes multiple forms of communication, not just public speaking. CA can be further broken down into two categories. Trait CA refers to a general tendency to experience anxiety related to communication, in essence incorporating it into a person's personality. State CA refers to anxiety related to communication that occurs in a particular situation and time (Bodie, 2010). Of college students, 15 to 20 percent experience high trait CA, meaning they are generally anxious about communication. Seventy percent of college students experience some trait CA, which means that addressing communication anxiety in a class like the one you're taking now stands to benefit the majority of students (Priem & Solomon, 2009). Whether CA is a personal trait or not, we all occasionally experience state CA. Think about the jitters you get before a first date, a job interview, or the first day of school. The novelty or uncertainty of some situations is a common trigger for communication anxiety, and public speaking is a situation that is novel and uncertain for many.

Public speaking anxiety is a type of CA that produces physiological, cognitive, and behavioral reactions in people when faced with a real or imagined presentation (Bodie, 2010). Physiological responses to public speaking anxiety include increased heart rate, flushing of the skin or face, and sweaty palms, among other things. These reactions are the result of natural chemical processes in the human body. The fight or flight instinct helped early humans survive threatening situations. When faced with a ferocious saber-toothed tiger, for example, the body released adrenaline, cortisol, and other hormones that increased heart rate and blood pressure to get more energy to the brain, organs, and muscles in order to respond to the threat. We can be thankful for this evolutionary advantage, but our physiology hasn't caught up with our new ways of life. Our body doesn't distinguish between the causes of stressful situations, so facing down an audience releases the same hormones as facing down a wild beast.



Figure: The root of public speaking anxiety is the fight or flight instinct that is triggered when we face a fear. While we can't completely eliminate anxiety, we can change how we cognitively process it. Practical Cures – [Anxiety](#) – CC BY 2.0.

Cognitive reactions to public speaking anxiety often include intrusive thoughts that can increase anxiety: “People are judging me,” “I’m not going to do well,” and “I’m going to forget what to say.” These thoughts are reactions to the physiological changes in the body but also bring in the social/public aspect of public speaking in which speakers fear being negatively judged or evaluated because of their anxiety. The physiological and cognitive responses to anxiety lead to behavioral changes. All these thoughts may lead someone to stop their speech and return to their seat or leave the classroom. Anticipating these reactions can also lead to avoidance behavior where people intentionally avoid situations where they will have to speak in public.

Addressing Public Speaking Anxiety

While we can't stop the innate physiological reactions related to anxiety from occurring, we do have some control over how we cognitively process them and the behaviors that result. Research on public speaking anxiety has focused on three key ways to address this common issue: systematic desensitization, cognitive restructuring, and skills training (Bodie, 2010). In addition, it is important to address the physical manifestations of speaking anxiety.

Systematic Desensitization

Although systematic desensitization may sound like something that would be done to you while strapped down in the basement of a scary hospital, it actually refers to the fact that we become less anxious about something when we are exposed to it more often (Bodie, 2010). As was mentioned earlier, the novelty and uncertainty of public speaking is a source for many people's anxiety. So becoming more familiar with public speaking by doing it more often can logically reduce the novelty and uncertainty of it.

Systematic desensitization can result from imagined or real exposure to anxiety-inducing scenarios. In some cases, an instructor leads a person through a series of relaxation techniques. Once relaxed, the person is asked to imagine a series of scenarios including speech preparation and speech delivery. This is something you could also try to do on your own before giving a speech. Imagine yourself going through the process of preparing and practicing a speech, then delivering the speech, then returning to your seat, which concludes the scenario. Aside from this imagined exposure to speaking situations, taking a communication course like this one is a great way to directly engage in systematic desensitization. Almost all my students report that they have less speaking anxiety at the end of a semester than when they started, which is at least partially due to the fact they were forced to engage with speaking more than they would have done if they weren't taking the class.

Cognitive Restructuring

Cognitive restructuring entails changing the way we think about something. A first step in restructuring how we deal with public speaking anxiety is to cognitively process through our fears to realize that many of the thoughts associated with public speaking anxiety are irrational (Allen, Hunter & Donohue, 2009). For example, people report a fear of public speaking over a fear of snakes, heights, financial ruin, or even death. It's irrational to think that the consequences of giving a speech in public are more dire than getting bit by a rattlesnake, falling off a building, or dying. People also fear being embarrassed because they mess up or are evaluated negatively. Well, you can't literally die from embarrassment, and in reality, audiences are very forgiving and overlook or

don't even notice many errors that we, as speakers, may dwell on. Once we realize that the potential negative consequences of giving a speech are not as dire as we think they are, we can move on to other cognitive restructuring strategies.

Communication-orientation modification therapy (COM therapy) is a type of cognitive restructuring that encourages people to think of public speaking as a conversation rather than a performance (Motley, 2009). Many people have a performance-based view of public speaking. This can easily be seen in the language that some students use to discuss public speaking. They say that they "rehearse" their speech, deal with "stage fright," then "perform" their speech on a "stage." I like to remind my students that there is no stage at the front of our classroom; it is a normal floor. To get away from a performance orientation, we can reword the previous statements to say that they "practice" their speech, deal with "public speaking anxiety," then "deliver" their speech from the front of the room. Viewing public speaking as a conversation also helps with confidence. After all, you obviously have some conversation skills, or you wouldn't have made it to college. We engage in conversations every day. We don't have to write everything we're going to say out on a note card, we don't usually get nervous or anxious in regular conversations, and we're usually successful when we try. Even though we don't engage in public speaking as much, we speak to others in public all the time. Thinking of public speaking as a type of conversation helps you realize that you already have accumulated experiences and skills that you can draw from, so you aren't starting from scratch.



Figure: Thinking of public speaking as a conversation with an audience rather than a performance for an audience can help reduce speaking anxiety. The Open University – [Speech](#) – CC BY-NC-ND 2.0.

Last, positive visualization is another way to engage in cognitive restructuring. Speaking anxiety often leads people to view public speaking negatively. They are more likely to judge a speech they gave negatively, even if it was good. They're also likely to set up negative self-fulfilling prophecies that will hinder their performance in future speeches. To effectively use positive visualization, it's best to engage first in some relaxation exercises such as deep breathing or stretching, which we will discuss more later, and then play through vivid images in your mind of giving a successful speech. This should be done a few times before giving the actual speech. Students sometimes question the power of positive visualization, thinking that it sounds corny. Ask an Olympic diver what his or her coach says to do before jumping off the diving board and the answer will probably be "Coach says to image completing a perfect 10 dive." Likewise a Marine sharpshooter would likely say his commanding officer says to imagine hitting the target before pulling the trigger. In both instances, positive visualization is being used in high-stakes situations. If it's good enough for Olympic athletes and snipers, it's good enough for public speakers.

Skills Training

Skills training is a strategy for managing public speaking anxiety that focuses on learning skills that will improve specific speaking behaviors. These skills may relate to any part of the speech-making process, including topic selection, research and organization, delivery, and self-evaluation. Skills training, like systematic desensitization, makes the public speaking process more familiar for a speaker, which lessens uncertainty. In addition, targeting specific areas and then improving on them builds more confidence, which can in turn lead to more improvement. Feedback is important to initiate and maintain this positive cycle of improvement. You can use the constructive criticism that you get from your instructor and peers in this class to target specific areas of improvement. Self-evaluation is also an important part of skills training. Make sure to evaluate yourself within the context of your assignment or job and the expectations for the speech. Don't get sidetracked by a small delivery error if the expectations for content far outweigh the expectations for delivery. Combine your self-evaluation with the feedback from your instructor, boss, and/or peers to set specific and measurable goals and then assess whether or not you meet them in subsequent speeches. Once you achieve a goal, mark it off your list and use it as a confidence booster. If you don't achieve a goal, figure out why and adjust your strategies to try to meet it in the future.

Physical Relaxation Exercises

Suggestions for managing speaking anxiety typically address its cognitive and behavioral components, while the physical components are left unattended. As we learned earlier, we can't block these natural and instinctual responses. We can, however, engage in physical relaxation exercises to counteract the general physical signs of anxiety caused by cortisol and adrenaline release, which include increased heart rate, trembling, flushing, high blood pressure, and speech disfluency.

I liken confronting the physical aspects of public speaking anxiety to chemical warfare. Some breathing and stretching exercises release endorphins, which are your body's natural antidote to stress hormones. Deep breathing is a proven way to release endorphins. It also provides a general sense of relaxation and can be done discretely, even while waiting to speak. In order to get the benefits of deep breathing, you must breathe into your diaphragm. The diaphragm is the muscle below your lungs that helps you breathe and stand up straight, which makes it a good muscle for a speaker to exercise. To start, breathe in slowly through your nose, filling the bottom parts of your lungs up with air. While doing this, your belly should poosh out. Hold the breath for three to five full seconds and then let it out slowly through your mouth. After doing this only a few times, many students report that they can actually feel a flooding of endorphins, which creates a brief "light-headed" feeling. I lead my class in breathing exercises before the first few days of speeches. Once you have practiced and are comfortable with the technique, you can do this before you start your speech, and no one sitting around you will even notice. You might also want to try this technique during other stressful situations. Deep breathing before dealing with an angry customer or loved one, or before taking a test, can help you relax and focus.



Figure: Discretely stretching your wrists and calf muscles is a good way to relieve anxiety and get your energy flowing while waiting to speak. [Public Domain Pictures](#) – public domain.

Stretching is another way to quickly and effectively release endorphins. Very old exercise traditions like yoga, tai chi, and Pilates teach the idea that stretching is a key component of having a healthy mind and spirit. Exercise in general is a good stress reliever, but many of us don't have the time or willpower to do it. We can, however, all take time to do some stretching. Obviously, it would

be distracting for the surrounding audience if a speaker broke into some planking or Pilates just before his or her speech. Simple and discrete stretches can help get the body's energy moving around, which can make a speaker feel more balanced and relaxed. Our blood and our energy/stress have a tendency to pool in our legs, especially when we're sitting. The following stretch can help manage the physical manifestations of anxiety while waiting to speak. Start with both feet flat on the floor. Raise your back heels off the floor and flex and release your calf muscles. You can flex and release your calves once before putting your heels back down and repeating, or you can flex a few times on each repetition. Doing this three to five times should sufficiently get your blood and energy moving around. Stretching your wrists can also help move energy around in your upper body, since our huge amounts of typing and using other electronic controllers put a lot of stress on this intersection of muscles, tendons, and bones. Point one hand up at the wrist joint, like you're waving at someone. Then use your other hand to pull, gently, the hand that's pointing up back toward your elbow. Stop pulling once you feel some tension. Hold the hand there for a few seconds and release. Then point the hand down at the wrist joint like you're pointing at something on the floor, and use the other hand to push the hand back toward your elbow. Again, stop pushing when you feel the tension, hold the stretch for a few seconds, and release. You can often do this stretch discretely as well while waiting to speak.

Vocal Warm-Up Exercises

Vocal warm-up exercises are a good way to warm up your face and mouth muscles, which can help prevent some of the fluency issues that occur when speaking. Newscasters, singers, and other professional speakers use vocal warm-ups. I lead my students in vocal exercises before speeches, which also helps lighten the mood. We all stand in a circle and look at each other while we go through our warm-up list. For the first warm-up, we all make a motorboat sound, which makes everybody laugh. The full list of warm-ups follows and contains specific words and exercises designed to warm up different muscles and different aspects of your voice. After going through just a few, you should be able to feel the blood circulating in your face muscles more. It's a surprisingly good workout!

Sample Vocal Warm-Ups

- Purse your lips together and make a motorboat sound. Hold it for ten seconds and repeat. "BBBBBBBBBBBBBBBBBBBBBBBBBBBBBBB."
- Clench your teeth and say, "N, N, N, N," to stretch your cheek muscles.
- Say "Mum" five times, and open your mouth and eyes wide each time you say it.
- Say "Puh" five times, making sure to use your diaphragm to enunciate the *h*.
- Say "Red Rover" ten times, overenunciating each *r*.
- Say "Wilbur" ten times, overenunciating the *w* and *r*.
- Say "Bumblebee" ten times, enunciating each *b*.
- Say "Red letter, yellow letter" five times, making sure to distinctly pronounce each word.
- Say "Selfish shellfish" five times, making sure to distinctly pronounce each word.
- Say "Unique New York" five times, enunciating the *q* and *k*.

Top Ten Ways to Reduce Speaking Anxiety

As you can see in this section, there are many factors that contribute to speaking anxiety, and there are many ways to address it. The following is a list of the top ten ways to reduce speaking anxiety that I developed with my colleagues, which helps review what we've learned.

1. Remember, you are not alone. Public speaking anxiety is common, so don't ignore it—confront it.
2. Remember, you can't literally "die of embarrassment." Audiences are forgiving and understanding.
3. Remember, it always feels worse than it looks.
4. Take deep breaths. It releases endorphins, which naturally fight the adrenaline that causes anxiety.
5. Look the part. Dress professionally to enhance confidence.
6. Channel your nervousness into positive energy and motivation.
7. Start your outline and research early. Better information = higher confidence.
8. Practice and get feedback from a trusted source. (Don't just practice for your cat.)
9. Visualize success through positive thinking.
10. Prepare, prepare, prepare! Practice is a speaker's best friend.

📌 “Getting Critical”: How Much Emphasis Should We Place on Delivery?

Before you read the rest of the chapter, take some time to think about the balance between the value of content and delivery in a speech. We know it’s important to have solid content and to have an engaging and smooth delivery to convey that content, but how should each category be weighted and evaluated? Most people who have made it to college can put the time and effort into following assignment guidelines to put together a well-researched and well-organized speech. But some people are naturally better at delivering speeches than others. Some people are more extroverted, experience less public speaking anxiety, and are naturally more charismatic than others. Sometimes a person’s delivery and charisma might distract an audience away from critically evaluating the content of their speech. Charismatic and well-liked celebrities and athletes, for example, are used to endorse products and sell things to the public. We may follow their advice because we like them, instead of basing our choice on their facts or content. Aristotle, Cicero, and other notable orators instructed that delivery should be good enough to present the material effectively but not so good or so bad that it draws attention to itself. But in today’s celebrity culture, the bling or packaging is sometimes more valued than the contents. This leads us to some questions that might help us unpack the sometimes tricky relationship between content and delivery.

1. Do you think worries about content or delivery contribute more to speaking anxiety? Explain your choice.
2. How should someone be evaluated who works hard to research, organize, and write a speech, but doesn’t take the time to practice so they have a good delivery? What if they practice, but still don’t deliver the speech well on speech day?
3. How should we evaluate a speaker who delivers an engaging speech that gets the audience laughing and earns a big round of applause but doesn’t verbally cite sources or present well-organized ideas?
4. Is it ethical for someone to use their natural charisma or speaking abilities to win over an audience rather than relying on the merit and strength of their speech content? In what speaking situations would this be more acceptable? Less acceptable?

Key Takeaways

- Getting integrated: Public speaking anxiety is a form of communication apprehension (CA) that is commonly experienced by many people and can be effectively managed using a variety of strategies. While we most often think of public speaking anxiety as an issue in the classroom and workplace, it can affect communication in personal and civic contexts as well.
- Systematic desensitization helps lessen public speaking anxiety through repeated exposure to real or imagined public speaking scenarios.
- Cognitive restructuring addresses public speaking by replacing negative thoughts with more positive thoughts, and COM therapy can help you view public speaking as a conversation rather than a performance.
- Skills training allows you to focus on improving specific skills related to public speaking, which can increase confidence and lead to further skill development.
- Physical relaxation exercises like deep breathing and stretching allow us to voluntarily use our bodies to address involuntary bodily reactions to anxiety.

Exercises

1. Test your speaking anxiety using McCroskey’s “Personal Report of Public Speaking Anxiety” (PRPSA). You can access the scale here: <http://www.jamescmccroskey.com/measures/prpsa.htm>. Follow the directions to determine your score. Do you agree with the result? Why or why not?
2. Of the strategies for managing public speaking anxiety listed in the chapter (systematic desensitization, cognitive restructuring, skills training, physical relaxation exercises), which do you think would be most useful for you and why?
3. When you take a communication course like this one, you are automatically engaging in some skills training. What are some public speaking skills that you are already good at? What are some skills that you should work on? Write out three goals you would like to accomplish for your next speech that focus on improving your public speaking skills.

References

- Allen, M., John E. Hunter, and William A. Donohue, “Meta-analysis of Self-Report Data on the Effectiveness of Public Speaking Anxiety Treatment Techniques,” *Communication Education* 38, no. 1 (2009): 54–76.
- Bodie, G. D., “A Racing Heart, Rattling Knees, and Ruminative Thoughts: Defining, Explaining, and Treating Public Speaking Anxiety,” *Communication Education* 59, no. 1 (2010): 70.

Motley, M. T., “COM Therapy,” in *Avoiding Communication: Shyness, Reticence, and Communication Apprehension*, eds. John A. Daly, James C. McCroskey, Joe Ayres, Tim Hopf, and Debbie M. Ayers Sonandre (Cresskill, NJ: Hampton Press, 2009), 379–400.

Priem, J. S., and Denise Haunani Solomon, “Comforting Apprehensive Communicators: The Effects of Reappraisal and Distraction on Cortisol Levels among Students in a Public Speaking Class,” *Communication Quarterly* 57, no. 3 (2009): 260.

This page titled [10.1: Managing Public Speaking Anxiety](#) is shared under a [CC BY-NC-SA 3.0](#) license and was authored, remixed, and/or curated by [Anonymous](#) via [source content](#) that was edited to the style and standards of the LibreTexts platform; a detailed edit history is available upon request.

10.2: Delivery Methods and Practice Sessions

Learning Objectives

1. Identify the four methods of speech delivery.
2. Evaluate the strengths and weaknesses of each delivery method.
3. Discuss strategies for making speech practice sessions more effective.

There are many decisions that must be made during the speech-making process. Making informed decisions about delivery can help boost your confidence and manage speaking anxiety. In this section, we will learn some strengths and weaknesses of various delivery methods and how to make the most of your practice sessions.

Delivery Methods

Different speaking occasions call for different delivery methods. While it may be acceptable to speak from memory in some situations, lengthy notes may be required in others. The four most common delivery methods are impromptu, manuscript, memorized, and extemporaneous.

Impromptu Delivery

When using impromptu delivery, a speaker has little to no time to prepare for a speech. This means there is little time for research, audience analysis, organizing, and practice. For this reason, impromptu speaking often evokes higher degrees of speaking anxiety than other delivery types. Although impromptu speaking arouses anxiety, it is also a good way to build public speaking skills. Using some of the exercises for managing speaking anxiety that were discussed earlier in this chapter can help a speaker better manage the challenges of impromptu speaking. Only skilled public speakers with much experience are usually able to “pull off” an impromptu delivery without looking unprepared. Otherwise, a speaker who is very familiar with the subject matter can sometimes be a competent impromptu speaker, because their expertise can compensate for the lack of research and organizing time.

When Mark Twain famously said, “It usually takes me more than three weeks to prepare a good impromptu speech,” he was jokingly pointing out the difficulties of giving a good impromptu speech, essentially saying that there is no such thing as a good impromptu speech, as good speeches take time to prepare. We don’t always have the luxury of preparation, though. So when speaking impromptu, be brief, stick to what you know, and avoid rambling. Quickly organize your thoughts into an introduction, body, and conclusion. Try to determine three key ideas that will serve as the basis of your main points.

In what situations would impromptu speaking be used? Since we’ve already started thinking of the similarities between public speaking and conversations, we can clearly see that most of our day-to-day interactions involve impromptu speaking. When your roommate asks you what your plans for the weekend are, you don’t pull a few note cards out of your back pocket to prompt your response. This type of conversational impromptu speaking isn’t anxiety inducing because we’re talking about our lives, experiences, or something we’re familiar with. This is also usually the case when we are asked to speak publicly with little to no advance warning. For example, if you are at a meeting for work and you are representing the public relations department, a colleague may ask you to say a few words about a recent news story involving a public relations misstep of a competing company. In this case, you are being asked to speak on the spot because of your expertise. A competent communicator should anticipate instances like this when they might be called on to speak, so they won’t be so surprised. Of course, being caught completely off guard or being asked to comment on something unfamiliar to you creates more anxiety. In such cases, do not pretend to know something you don’t, as that may come back to hurt you later. You can usually mention that you do not have the necessary background information at that time but will follow up later with your comments.

Salespeople on home-shopping television shows are masters of impromptu speaking. They obviously have sales training and have built up a repertoire of adjectives and sayings that entice an audience to buy. But they are often speaking impromptu when interacting with a guest on the show or the customers who call in. Their ability to remain animated and fluent in their delivery with little time to prepare comes from much experience. Politicians, lawyers, teachers, journalists, and spokespeople engage in impromptu speaking regularly.

Strengths of Impromptu Delivery

- Content and delivery are spontaneous, which can make the speech more engaging (if a speaker’s anxiety is under control).
- It enhances public speaking skills because speakers have to “think on their feet.”

Weaknesses of Impromptu Delivery

- It is typically the most anxiety-inducing delivery method, since speakers do not have time to prepare or practice the speech.
- Speakers may get off topic or ramble if they did not set up some structure to guide them.
- Speakers may be tempted to overstate or mislead an audience about the extent of their knowledge or expertise if asked to speak about something they aren't familiar with.

Manuscript Delivery

Speaking from a written or printed document that contains the entirety of a speech is known as manuscript delivery. Manuscript delivery can be the best choice when a speech has complicated information and/or the contents of the speech are going to be quoted or published. Despite the fact that most novice speakers are not going to find themselves in that situation, many are drawn to this delivery method because of the security they feel with having everything they're going to say in front of them. Unfortunately, the security of having every word you want to say at your disposal translates to a poorly delivered and unengaging speech. Even with every word written out, speakers can still have fluency hiccups and verbal fillers as they lose their place in the manuscript or get tripped up over their words. The alternative, of course, is that a speaker reads the manuscript the whole time, effectively cutting himself or herself off from the audience. One way to make a manuscript delivery more engaging is through the use of a teleprompter. Almost all politicians who give televised addresses use teleprompters. In Figure 10.1 “President Obama’s Teleprompter System”, you can see President Obama’s teleprompter system.




Figure 10.1 President Obama’s Teleprompter System. Newscasters and politicians frequently use teleprompters so they can use manuscript delivery but still engage with the audience. [Wikimedia Commons](#) – CC BY-SA 2.0.

You may not even notice them, as the technology has improved to give the illusion that a speaker is engaged with the audience and delivering a speech from memory. The Plexiglas sheets on poles that surround the president during the inauguration and State of the Union addresses are cleverly hidden teleprompters. Even these useful devices can fail. A quick search for “teleprompter fail” on YouTube will yield many examples of politicians and newscasters who probably wish they had a paper backup of their speech. Since most of us will likely not have opportunities to speak using a teleprompter, great care should be taken to ensure that the delivery is effective. To make the delivery seem more natural, print the speech out in a larger-than-typical font, triple-space between lines so you can easily find your place, use heavier-than-normal paper so it’s easy to pick up and turn the pages as needed, and use a portfolio so you can carry the manuscript securely.

Strengths of Manuscript Delivery

- The speaker can include precise or complex information such as statistics or quotes.
- The entire content of the speech is available for reference during the delivery.
- The speech will be consistent in terms of content and time length, which is beneficial if a speech will be delivered multiple times.

Weaknesses of Manuscript Delivery

- Engagement with the audience is challenging, because the speaker must constantly reference the manuscript (unless a teleprompter is used).
- Speakers are unable to adapt information to audience reactions, since they are confined to the content of the manuscript.

- Speakers may be tempted to read the entire speech because they didn't practice enough or because they get nervous.
- Speakers who are able to make eye contact with the audience may still sound like they are reading the speech unless they employ proper vocal variety, pacing, and pauses.

Memorized Delivery

Completely memorizing a speech and delivering it without notes is known as memorized delivery. Some students attempt to memorize their speech because they think it will make them feel more confident to not have to look at their notes; however, when their anxiety level spikes at the beginning of their speech and their mind goes blank for a minute, many admit they should have chosen a different delivery method. When using any of the other delivery methods, speakers still need to rely on their memory. An impromptu speaker must recall facts or experiences related to their topic, and speakers using a manuscript want to have some of their content memorized so they do not read their entire speech to their audience. The problem with memorized delivery overall is that it puts too much responsibility on our memory, which we all know from experience is fallible.

When memorizing, most people use rote memorization techniques, which entail reading and then reciting something over and over until it is committed to memory. One major downfall of this technique is its effect on speaking rate. When we memorize this way, we end up going over the early parts of a speech many more times than the later parts. As you memorize one sentence, you add on another, and so on. By the time you're adding on later parts of your speech, you are likely speed talking through the earlier parts because you know them by heart at that point. As we'll discuss more later, to prevent bad habits from practice from hurting our speech delivery, speakers should practice a speech the exact way they want to deliver it to their audience. Fast-paced speaking during practice will likely make its way into the actual delivery of the speech. Delivery also suffers when speaking from memory if the speaker sounds like he or she is reciting the speech. Rote memorization tasks that many of us had to do in school have left their mark on our memorized delivery. Being made to recite the pledge of allegiance, the preamble to the Constitution, and so on didn't enhance our speaking abilities. I've observed many students whose speeches remind me of the sound of school children flatly going through the motions of reciting the Pledge of Allegiance. It's the "going through the motions" impression that speakers should want to avoid.



Memorized delivery is a good option for people like tour guides, who need to move while speaking and be interactive with an audience. John Lambert Pearson – "[listening](#)" to adam – CC BY 2.0.

Even with much practice, our memories can fail. If you do opt to use memorized delivery, make sure you have several "entry points" determined, so you can pick up at spots other than the very beginning of a speech if you lose your place and have to start again. Memorized delivery is very useful for speakers who are going to be moving around during a speech when carrying notes would be burdensome. Think of the tour guide who showed you around your college campus. As someone who used to give college tours, I can attest to the fact that we all had speeches memorized, which was a good thing. It's already difficult enough to walk backward while facing a group of people and lead them across roads and up stairs. Think about how dangerous it would be if the tour guide were trying to hold onto and reference a stack of note cards at the same time! In summary, I only recommend memorized delivery in cases where the speech is short (only one to two minutes), the speech is personal (like a brief toast), or the

speech will be repeated numerous times (like a tour guide's spiel), and even in these cases, it may be perfectly fine to have notes. Many students think that their anxiety and/or delivery challenges will be fixed if they just memorize their speech only to find that they are more anxious and have more problems.

Strengths of Memorized Delivery

- Speakers can include precise or complex information such as statistics or quotes (if they have put the time into memorization).
- Speakers can directly engage with the audience without worrying about referencing notes.
- The speech will be consistent in terms of content and time-length, which is beneficial if a speech will be delivered multiple times.

Weaknesses of Memorized Delivery

- It is the most time-consuming delivery method.
- Speakers are unable to adapt information to audience reactions, since they are confined to the content they memorized.
- If speakers lose their place in the speech, they will likely have to start over.
- Since everything is preplanned, it is difficult to make the speech content and delivery seem genuine (i.e., humor may seem "canned" or corny).
- The speech can sound like a recitation if the proper vocal variety and pacing are not used.

Extemporaneous Delivery

Extemporaneous delivery entails memorizing the overall structure and main points of a speech and then speaking from keyword/key-phrase notes. This delivery mode brings together many of the strengths of the previous three methods. Since you only internalize and memorize the main structure of a speech, you don't have to worry as much about the content and delivery seeming stale. Extemporaneous delivery brings in some of the spontaneity of impromptu delivery but still allows a speaker to carefully plan the overall structure of a speech and incorporate supporting materials that include key facts, quotations, and paraphrased information. You can also more freely adapt your speech to fit various audiences and occasions, since every word and sentence isn't predetermined. This can be especially beneficial when a speech will be delivered multiple times. The minilectures I give in my classes, for example, are good examples of extemporaneous delivery. Even though I've presented the basic content of this chapter dozens of times over the years, each presentation has been different, because I can vary the examples and amount of elaboration that I add to the core content that I've memorized. For example, I may spend more time discussing speaking anxiety with a class that has expressed more apprehension about public speaking. I also change the example videos I show to connect to ever-changing current events or popular culture.

When preparing a speech that you will deliver extemporaneously, you will want to start practicing your speech early and then continue to practice as you revise your content. Investing quality time and effort into the speech-outlining process helps with extemporaneous delivery. As you put together your outline, you are already doing the work of internalizing the key structure of your speech. Read parts of your outline aloud as you draft them to help ensure they are written in a way that makes sense and is easy for you to deliver. By the time you complete the formal, full-sentence outline, you should have already internalized much of the key information in your speech. Now, you can begin practicing with the full outline. As you become more comfortable with the content of your full outline, start to convert it into your speaking outline. Take out information that you know well and replace it with a keyword or key phrase that prompts your memory. You'll probably want to leave key quotes, facts, and other paraphrased information, including your verbal source citation information, on your delivery outline so you make sure to include it in your speech. Once you've converted your full outline into your speaking outline, practice it a few more times, making sure to take some time between each practice session so you don't inadvertently start to memorize the speech word for word. The final product should be a confident delivery of a well-organized and structured speech that is conversational and adaptable to various audiences and occasions.

Strengths of Extemporaneous Delivery

- Speech content and delivery appear more spontaneous and natural, making it more conversational, since the speaker is using a keyword/key-phrase outline.
- Speakers can include quotes or complex information on their speaking outline for easy reference.
- Speakers can adapt information and delivery to specific audiences, occasions, and audience reactions, since they are not confined to the content of a manuscript or what they memorized.

Weaknesses of Extemporaneous Delivery

- Since the speech is so adaptable, it can be difficult to ensure the speech will be the exact same length each time.
- It is perhaps not the best option when exact wording is expected.
- Speakers must find a balance between having too much content on their speaking outline, which may cause them to read, and too little content, which may lead to fluency hiccups.

Practicing Your Speech

Practicing a speech is essential, and practice sessions can be more or less useful depending on how you approach them. There are three primary phases to the practice process. In the first phase, you practice as you're working through your ideas and drafting your outline. In the second, you practice for someone and get feedback. In the third, you put the finishing touches on the speech.

Start practicing your speech early, as you are working through your ideas, by reading sections aloud as you draft them into your working outline. This will help ensure your speech is fluent and sounds good for the audience. Start to envision the audience while you practice and continue to think about them throughout the practicing process. This will help minimize anxiety when you actually have them sitting in front of you. Once you have completed your research and finished a draft of your outline, you will have already practiced your speech several times as you were putting it together. Now, you can get feedback on the speech as a whole.

You begin to solicit feedback from a trusted source in the second phase of practicing your speech. This is the most important phase of practicing, and the one that most speakers do not complete. Beginning speakers may be nervous to practice in front of someone, which is to be expected. But review the strategies for managing anxiety discussed earlier in this chapter and try to face that anxiety. After all, you will have to face a full audience when you deliver the speech, so getting used to speaking in front of someone can only help you at this point. Choose someone who will give you constructive feedback on your speech, not just unconditional praise or criticism. Before you practice for them, explain the assignment or purpose of the speech. When practicing for a classroom speech, you may even want to give the person the assignment guidelines or a feedback sheet that has some key things for them to look for. Ask them for feedback on content and delivery. Almost anyone is good at evaluating delivery, but it's more difficult to evaluate content. And, in most cases, the content of your speech will be account for more of your grade or what you will be evaluated on for work than the delivery. Also begin to time your speech at this point, so you can determine if it meets any time limits that you have.

In addition to practicing for a trusted source for feedback, you may want to audio or video record your speech. This can be useful because it provides an objective record that you can then compare with the feedback you got from your friend and to your own evaluation of your speech. The most important part of this phase is incorporating the feedback you receive into your speech. If you practice for someone, get feedback, and then don't do anything with the feedback, then you have wasted your time and their time. Use the feedback to assess whether or not you met your speaking goals. Was your thesis supported? Was your specific purpose met? Did your speech conform to any time limits that were set? Based on your answers to these questions, you may need to make some changes to your content or delivery, so do not put this part of practicing off to the last minute. Once the content has been revised as needed, draft your speaking outline and move on to the next phase of practice.



Figure: You can practice your speech in front of a mirror to gauge your use of facial expressions and gestures. In addition, practice in front of a couple people for feedback. Tschlunder – [Mirror](#) – CC BY-NC-ND 2.0.

During the third and final phase of practice, you are putting the finishing touches on your speech. You should be familiar with the content based on your early practice sessions. You have also gotten feedback and incorporated that feedback into the speech. Your

practice sessions at this point should precreate, as much as possible, the conditions in which you will be giving your speech. You should have your speaking outline completed so you can practice with it. It's important to be familiar with the content on your note cards or speaking outline so you will not need to rely on it so much during the actual delivery. You may also want to practice in the type of clothing you will be wearing on speech day. This can be useful if you are wearing something you don't typically wear—a suit for example—so you can see how it might affect your posture, gestures, and overall comfort level. If possible, at least one practice session in the place you will be giving the speech can be very helpful, especially if it's a room you are not familiar with. Make sure you're practicing with any visual aids or technology you will use so you can be familiar with it and it doesn't affect your speech fluency. Continue to time each practice round. If you are too short or too long, you will need to go back and adjust your content some more. Always adjust your content to fit the time limit; do not try to adjust your delivery. Trying to speed talk or stretch things out to make a speech faster or longer is a mistake that will ultimately hurt your delivery, which will hurt your credibility. The overall purpose of this phase of practicing is to minimize surprises that might throw you off on speech day.

Some “Dos” and “Don'ts” for Effective Speech Practice Sessions

- Do start practicing sections of your speech early, as you draft your outline.
- Do practice for someone for feedback.
- Do time yourself once a draft of the speech is completed and adjust the speech as needed to conform to time limits.
- Do deliver the speech the way you want it to be when you deliver it for your audience (use the rate, volume, vocal variety, pauses, and emphasis you plan to use on speech day).
- Don't only practice in front of a mirror (practicing once in front of a mirror can help you gauge your facial expressions and other aspects of delivery, but that shouldn't be the only way you practice).
- Don't only practice in your head (we have a tendency to go too fast when we practice in our head, and you need to get practice saying the words of your speech to help lessen fluency hiccups).
- Don't practice too much. It's best to practice a few times in the days leading up to the speech, making sure to leave several hours between practice sessions. Practicing too much can lead you to become bored with your content, which could lead to delivery that sounds like a recitation.

Key Takeaways

- The four methods of delivering a speech are impromptu, manuscript, memorized, and extemporaneous delivery.
- Impromptu delivery evokes higher levels of speaking anxiety because a speaker has little to no time to prepare the speech; however, this method can increase public speaking skills for people who enjoy thinking on their feet.
- Manuscript delivery entails speaking from a manuscript that contains a word-for-word transcript of your speech. This delivery method can be good for speeches that contain complex information that will be published or quoted but can be challenging because speakers may read their speech, which lessens engagement with the audience.
- Memorized delivery entails speaking from memory. Speakers with a reliable memory will be able to include specific information and engage the audience freely. This method is the most time-consuming delivery option and may come across as a recitation instead of an engaging speech.
- Extemporaneous delivery entails memorizing the general structure of a speech, not every word, and then delivering the speech from a keyword outline. Having the keyword outline allows a speaker to include specific information and references while remaining adaptable to the occasion and audience since every word isn't planned out.
- Practicing your speech should occur in three phases. First, practice as you are drafting the outline to help you process through your speech ideas. Second, practice for someone and get feedback and record your speech for self-evaluation. Use this feedback to make appropriate changes to your speech. Third, put the finishing touches on the speech: make needed adjustments to the content to meet time limits, become familiar with your speaking outline, and precreate the conditions of speech day for your final few practice sessions.

Exercises

1. Which delivery methods have you used before? Which did you like the best and why? Which delivery method would you most prefer a speaker to use if you were an audience member and why?
2. Have you ever had any “surprises” come up during a speech that you could have prevented with more effective practice sessions? If so, explain. If not, list some surprises that good practice sessions could help prevent.
3. Using the suggestions in the chapter, make a timeline for practicing your next speech. Include specific dates and make a list of things you plan to do during each of the three phases of practice.

This page titled [10.2: Delivery Methods and Practice Sessions](#) is shared under a [CC BY-NC-SA 3.0](#) license and was authored, remixed, and/or curated by [Anonymous](#) via [source content](#) that was edited to the style and standards of the LibreTexts platform; a detailed edit history is available upon request.

10.3: Vocal Delivery

Learning Objectives

1. Identify elements of vocal delivery that make a speech more engaging.
2. Identify elements of vocal delivery that make a speech clearer.
3. Discuss the relationship between vocal delivery and speaker credibility.

Vocal delivery includes components of speech delivery that relate to your voice. These include rate, volume, pitch, articulation, pronunciation, and fluency. Our voice is important to consider when delivering our speech for two main reasons. First, vocal delivery can help us engage and interest the audience. Second, vocal delivery helps ensure that our ideas are communicated clearly.

Speaking for Engagement

We have all had the displeasure of listening to an unengaging speaker. Even though the person may care about his or her topic, an unengaging delivery that doesn't communicate enthusiasm will translate into a lack of interest for most audience members. Although a speaker can be visually engaging by incorporating movement and gestures, which we will discuss more later, a flat or monotone vocal delivery can be sedating or even annoying. Incorporating vocal variety in terms of rate, volume, and pitch is key to being a successful speaker.

Rate

Rate of speaking refers to how fast or slow you speak. If you speak too fast, your audience will not be able to absorb the information you present. If you speak too slowly, the audience may lose interest. The key is to vary your rate of speaking in a middle range, staying away from either extreme, in order to keep your audience engaged. In general, a higher rate of speaking signals that a speaker is enthusiastic about his or her topic. Speaking slowly may lead the audience to infer that the speaker is uninterested, uninformed, or unprepared to present his or her own topic. These negative assumptions, whether they are true or not, are likely to hurt the credibility of the speaker. Having evaluated thousands of speeches, I can say that, in terms of rate, the issue speakers face is speaking too fast. The goal is to speak at a rate that will interest the audience and will effectively convey your information. Speaking at a slow rate throughout a speech would likely bore an audience, but that is not a common occurrence.

Some people naturally speak faster than others, which is fine, but we can all alter our rate of speaking with practice. If you find that you are a naturally fast speaker, make sure that you do not "speed talk" through your speech when practicing it. Even if you try to hold back when actually delivering your speech, you may fall back into your practice routine and speak too fast. You can also include reminders to "slow down" on your speaking outline.

Volume

Volume refers to how loud or soft your voice is. As with speaking rate, you want to avoid the extremes of being too loud or too soft, but still vary your volume within an acceptable middle range. When speaking in a typically sized classroom or office setting that seats about twenty-five people, using a volume a few steps above a typical conversational volume is usually sufficient. When speaking in larger rooms, you will need to project your voice. You may want to look for nonverbal cues from people in the back rows or corners, like leaning forward or straining to hear, to see if you need to adjust your volume more. Obviously, in some settings, a microphone will be necessary to be heard by the entire audience. Like rate, audiences use volume to make a variety of judgments about a speaker. Softer speakers are sometimes judged as meek, which may lead to lowered expectations for the speech or less perceived credibility. Loud speakers may be seen as overbearing or annoying, which can lead audience members to disengage from the speaker and message. Be aware of the volume of your voice and, when in doubt, increase your volume a notch, since beginning speakers are more likely to have an issue of speaking too softly rather than too loudly.



Figure: Speak a couple steps above your regular volume for speeches that occur in typically sized classrooms or meeting rooms that seat twenty to forty people. A microphone may be necessary for larger groups or rooms. [Speaker at Podium](#) – CC BY 2.0.

Pitch

Pitch refers to how high or low a speaker's voice is. As with other vocal qualities, there are natural variations among people's vocal pitch. Unlike rate and volume, there are more physiological limitations on the control we have over pitch. For example, males generally have lower pitched voices than females. Despite these limitations, each person still has the capability to intentionally change their pitch across a range large enough to engage an audience. Changing pitch is a good way to communicate enthusiasm and indicate emphasis or closure. In general, our pitch goes up when we are discussing something exciting. Our pitch goes down slightly when we emphasize a serious or important point. Lowering pitch is also an effective way to signal transitions between sections of your speech or the end of your speech, which cues your audience to applaud and avoids an awkward ending.

Of the vocal components of delivery discussed so far, pitch seems to give beginning speakers the most difficulty. There is a stark difference between the way I hear students speak before and after class and the way they speak when they get in front of the class. It's like giving a speech temporarily numbs their ability to vary their pitch. Record yourself practicing your speech to help determine if the amount of pitch variety and enthusiasm you think you convey while speaking actually comes through. Speakers often assume that their pitch is more varied and their delivery more enthusiastic than the audience actually perceives it to be. Many of my students note this on the self-evaluations they write after viewing their recorded speech.

Vocal Variety

Overall, the lesson to take away from this section on vocal delivery is that variety is key. Vocal variety includes changes in your rate, volume, and pitch that can make you look more prepared, seem more credible, and be able to engage your audience better. Employing vocal variety is not something that takes natural ability or advanced skills training. It is something that beginning speakers can start working on immediately and everyone can accomplish. The key is to become aware of how you use your voice when you speak, and the best way to do this is to record yourself. We all use vocal variety naturally without thinking about it during our regular conversations, and many of us think that this tendency will translate over to our speaking voices. This is definitely not the case for most beginning speakers. Unlike in your regular conversations, it will take some awareness and practice to use vocal variety in speeches. I encourage students to make this a delivery priority early on. Since it's something anyone can do, improving in this area will add to your speaking confidence, which usually translates into better speeches and better grades further on.

Speaking for Clarity

In order to be an effective speaker, your audience should be able to understand your message and digest the information you present. Audience members will make assumptions about our competence and credibility based on how we speak. As with other

aspects of speech delivery, many people are not aware that they have habits of speech that interfere with their message clarity. Since most of our conversations are informal and take place with people we know, many people don't make a concerted effort to articulate every word clearly and pronounce every word correctly, and most of the people we talk to either don't notice our errors or don't correct us if they do notice. Since public speaking is generally more formal than our conversations, we should be more concerned with the clarity of our speech.

Articulation

Articulation refers to the clarity of sounds and words we produce. If someone is articulate, they speak words clearly, and speakers should strive to speak clearly. Poor articulation results when speakers do not speak clearly. For example, a person may say *dinnt* instead of *didn't*, *gonna* instead of *going to*, *wanna* instead of *want to*, or *hunnerd* instead of *hundred*. Unawareness and laziness are two common challenges to articulation. As with other aspects of our voice, many people are unaware that they regularly have errors in articulation. Recording yourself speak and then becoming a higher self-monitor are effective ways to improve your articulation. Laziness, on the other hand, requires a little more motivation to address. Some people just get in the habit of not articulating their words well. I'm sure we all know someone who mumbles when they speak or slurs their words together. From my experience, this is a problem that I've noticed more among men than women. Both mumbling and slurring are examples of poor articulation. In more informal settings, this type of speaking may be acceptable, but in formal settings, it will be negatively evaluated, which will hurt a speaker's credibility. Perhaps the promise of being judged more favorably, which may help a person become more successful, is enough to motivate a mumblor to speak more clearly.

When combined with a low volume, poor articulation becomes an even greater problem. Doing vocal warm-ups like the ones listed in Section 10.1 "Managing Public Speaking Anxiety" or tongue twisters can help prime your mouth, lips, and tongue to articulate words more clearly. When you notice that you have trouble articulating a particular word, you can either choose a different word to include in your speech or you can repeat it a few times in a row in the days leading up to your speech to get used to saying it.

Pronunciation

Unlike articulation, which focuses on the clarity of words, pronunciation refers to speaking words correctly, including the proper sounds of the letters and the proper emphasis. Mispronouncing words can damage a speaker's credibility, especially when the correct pronunciation of a word is commonly known. I have actually heard someone, presenting on the topic of pronunciation, mispronounce the word *pronunciation*, saying "pro-NOUN-ciation" instead of "pro-NUN-ciation." In such a case, it would not be unwarranted for the audience to question the speaker's expertise on the subject.

We all commonly run into words that we are unfamiliar with and therefore may not know how to pronounce. I offer my students three suggestions when faced with this problem. The first is to look the word up in an online dictionary. Many dictionaries have a speaker icon with their definitions, and when you click on it, you can hear the correct pronunciation of a word. Some words have more than one pronunciation—for example, *Caribbean*—so choosing either of the accepted pronunciations is fine. Just remember to consistently use that pronunciation to avoid confusing your audience. If a word doesn't include an audio pronunciation, you can usually find the phonetic spelling of a word, which is the word spelled out the way it sounds. There will occasionally be words that you can't locate in a dictionary. These are typically proper nouns or foreign words. In this case, I suggest the "phone-a-friend" strategy. Call up the people you know who have large vocabularies or are generally smart when it comes to words, and ask them if they know how to pronounce it. If they do, and you find them credible, you're probably safe to take their suggestion. The third option is to "fake it 'til you make it" and should only be used as a last resort. If you can't find the word in a dictionary and your smart friends don't know how to pronounce it, it's likely that your audience will also be unfamiliar with the word. In that case, using your knowledge of how things are typically pronounced, decide on a pronunciation that makes sense and confidently use it during your speech. Most people will not question it. In the event that someone does correct you on your pronunciation, thank him or her for correcting you and adjust your pronunciation.

Fluency

Fluency refers to the flow of your speaking. To speak with fluency means that your speech flows well and that there are not many interruptions to that flow. There are two main disfluencies, or problems that affect the flow of a speech. Fluency hiccups are unintended pauses in a speech that usually result from forgetting what you were saying, being distracted, or losing your place in your speaking notes. Fluency hiccups are not the same as intended pauses, which are useful for adding emphasis or transitioning between parts of a speech. While speakers should try to minimize fluency hiccups, even experienced speakers need to take an

unintended pause sometimes to get their bearings or to recover from an unexpected distraction. Fluency hiccups become a problem when they happen regularly enough to detract from the speaker's message.

Verbal fillers are words that speakers use to fill in a gap between what they were saying and what they're saying next. Common verbal fillers include *um*, *uh*, *ah*, *er*, *you know*, and *like*. The best way to minimize verbal fillers is to become a higher self-monitor and realize that you use them. Many students are surprised when they watch the video of their first speech and realize they said "um" thirty times in three minutes. Gaining that awareness is the first step in eliminating verbal fillers, and students make noticeable progress with this between their first and second speeches. If you do lose your train of thought, having a brief fluency hiccup is better than injecting a verbal filler, because the audience may not even notice the pause or may think it was intentional.

Common Causes of Fluency Hiccups

- **Lack of preparation.** Effective practice sessions are the best way to prevent fluency hiccups.
- **Not writing for speaking.** If you write your speech the way you've been taught to write papers, you will have fluency hiccups. You must translate the written words into something easier for you to present orally. To do this, read your speech aloud and edit as you write to make sure your speech is easy for you to speak.
- **A poorly prepared speaking outline.** Whether it is on paper or note cards, sloppy writing, unorganized bullet points, or incomplete/insufficient information on a speaking outline leads to fluency hiccups.
- **Distractions.** Audience members and the external environment are unpredictable. Hopefully audience members will be polite and will silence their phones, avoid talking while the speaker is presenting, and avoid moving excessively. There could also be external noise that comes through a door or window. A speaker can also be distracted by internal noise such as thinking about other things.

"Getting Plugged In": Delivering Presentations Online

As many people and organizations are trying to do more with smaller budgets, and new software becomes available, online presentations are becoming more common. Whether using a Webinar format, a WebEx, Skype, FaceTime, Elluminate Live, or some other program, the live, face-to-face audience is now mediated through a computer screen. Despite this change in format, many of the same basic principles of public speaking apply when speaking to people virtually. Yet many business professionals seem to forget the best practices of public speaking when presenting online or don't get that they apply in both settings. The website TheVirtualPresenter.com offers many tips for presenting online that we've covered in this book, including be audience focused, have engaging delivery, and use visual aids effectively (Courville, 2012). Yet speakers need to think about some of these things differently when presenting online. We have natural ways to engage an audience when presenting face-to-face, but since many online presentations are only one-way in terms of video, speakers have to rely on technology like audience polls, live chat, or options for audience members to virtually raise their hand when they have a question to get feedback while speaking. Also, in some formats, the audience can only see the presenter's computer desktop or slide show, which pulls attention away from physical delivery and makes vocal delivery and visual aids more important. Extemporaneous delivery and vocal variety are still key when presenting online. Reading from your slides or having a monotone voice will likely not make a favorable impression on your audience. The lesson to take away is that presenting online requires the same skills as presenting in person, so don't let the change in format lead you to make mistakes that will make you a less effective speaker.

1. Have you ever presented online or been an audience member for an online presentation? If so, describe your experience and compare it to face-to-face speaking.
2. What are some of the key differences between presenting online and presenting in person that a speaker should consider?
3. How might online presentations play into your future career goals? What types of presentations do you think you would give? What could you do to ensure the presentations are effective?

Key Takeaways

- Speakers should use vocal variety, which is changes in rate, volume, and pitch, to make a speech more engaging.
- Speakers should use proper articulation and pronunciation to make their message clear.
- Interruptions to the fluency of a speech, including fluency hiccups and verbal fillers, detract from the speaker's message and can lessen a speaker's credibility.

Exercises

1. Record yourself practicing your speech. How does your speech sound in terms of vocal variety? Cite specific examples.
2. Listen to your recorded speech again. How would you evaluate your articulation and pronunciation? Cite specific examples.
3. Over the course of a day, take note of verbal fillers that you tend to use. List them here so you can be a higher self-monitor and begin to notice and lessen your use of them.

References

Courville, R., "Delivery," TheVirtualPresenter.com, accessed November 5, 2012, <http://thevirtualpresenter.com/category/delivery>.

This page titled [10.3: Vocal Delivery](#) is shared under a [CC BY-NC-SA 3.0](#) license and was authored, remixed, and/or curated by [Anonymous](#) via [source content](#) that was edited to the style and standards of the LibreTexts platform; a detailed edit history is available upon request.

10.4: Physical Delivery

Learning Objectives

1. Explain the role of facial expressions and eye contact in speech delivery.
2. Explain the role of posture, gestures, and movement in speech delivery.
3. Explain the connection between personal appearance and credibility in speech delivery.
4. Explain the connection between visual aids and speech delivery.

Many speakers are more nervous about physical delivery than vocal delivery. Putting our bodies on the line in front of an audience often makes us feel more vulnerable than putting our voice out there. Yet most audiences are not as fixated on our physical delivery as we think they are. Knowing this can help relieve some anxiety, but it doesn't give us a free pass when it comes to physical delivery. We should still practice for physical delivery that enhances our verbal message. Physical delivery of a speech involves nonverbal communication through the face and eyes, gestures, and body movements.

Physical Delivery and the Face

We tend to look at a person's face when we are listening to them. Again, this often makes people feel uncomfortable and contributes to their overall speaking anxiety. Many speakers don't like the feeling of having "all eyes" on them, even though having a room full of people avoiding making eye contact with you would be much more awkward. Remember, it's a good thing for audience members to look at you, because it means they're paying attention and interested. Audiences look toward the face of the speaker for cues about the tone and content of the speech.

Facial Expressions

Facial expressions can help bring a speech to life when used by a speaker to communicate emotions and demonstrate enthusiasm for the speech. As with vocal variety, we tend to use facial expressions naturally and without conscious effort when engaging in day-to-day conversations. Yet I see many speakers' expressive faces turn "deadpan" when they stand in front of an audience. Some people naturally have more expressive faces than others—think about the actor Jim Carey's ability to contort his face as an example. But we can also consciously control and improve on our facial expressions to be more effective speakers. As with other components of speech delivery, becoming a higher self-monitor and increasing your awareness of your typical delivery habits can help you understand, control, and improve your delivery. Although you shouldn't only practice your speech in front of a mirror, doing so can help you get an idea of how expressive or unexpressive your face is while delivering your speech. There is some more specific advice about assessing and improving your use of facial expressions in the "Getting Competent" box in this chapter.



Facial expressions are key for conveying emotions and enthusiasm in a speech. Jeff Wasson – [Immutable Law Of The Universe #2](#) – CC BY 2.0.

Facial expressions help set the emotional tone for a speech, and it is important that your facial expressions stay consistent with your message. In order to set a positive tone before you start speaking, briefly look at the audience and smile. A smile is a simple but powerful facial expression that can communicate friendliness, openness, and confidence. Facial expressions communicate a range of emotions and are also associated with various moods or personality traits. For example, combinations of facial expressions can communicate that a speaker is tired, excited, angry, confused, frustrated, sad, confident, smug, shy, or bored, among other things.

Even if you aren't bored, for example, a slack face with little animation may lead an audience to think that you are bored with your own speech, which isn't likely to motivate them to be interested. So make sure your facial expressions are communicating an emotion, mood, or personality trait that you think your audience will view favorably. Also make sure your facial expressions match with the content of your speech. When delivering something lighthearted or humorous, a smile, bright eyes, and slightly raised eyebrows will nonverbally enhance your verbal message. When delivering something serious or somber, a furrowed brow, a tighter mouth, and even a slight head nod can enhance that message. If your facial expressions and speech content are not consistent, your audience could become confused by the conflicting messages, which could lead them to question your honesty and credibility.

"Getting Competent": Improving Facial Expressions

My very first semester teaching, I was required by my supervisor to record myself teaching and evaluate what I saw. I was surprised by how serious I looked while teaching. My stern and expressionless face was due to my anxiety about being a beginning teacher and my determination to make sure I covered the content for the day. I didn't realize that it was also making me miss opportunities to communicate how happy I was to be teaching and how passionate I was about the content. I just assumed those things would come through in my delivery. I was wrong. The best way to get an idea of the facial expressions you use while speaking is to record your speech using a computer's webcam, much like you would look at and talk to the computer when using Skype or another video-chat program. The first time you try this, minimize the video window once you've started recording so you don't get distracted by watching yourself. Once you've recorded the video, watch the playback and take notes on your facial expressions. Answer the following questions:

1. Did anything surprise you? Were you as expressive as you thought you were?
2. What facial expressions did you use throughout the speech?
3. Where did your facial expressions match with the content of your speech? Where did your facial expressions not match with the content of your speech?
4. Where could you include more facial expressions to enhance your content and/or delivery?

You can also have a friend watch the video and give you feedback on your facial expressions to see if your assessment matches with theirs. Once you've assessed your video, re-record your speech and try to improve your facial expressions and delivery. Revisit the previous questions to see if you improved.

Eye Contact

Eye contact is an important element of nonverbal communication in all communication settings. The chapter titled "Nonverbal Communication" explains the power of eye contact to make people feel welcome/unwelcome, comfortable/uncomfortable, listened to / ignored, and so on. As a speaker, eye contact can also be used to establish credibility and hold your audience's attention. We often interpret a lack of eye contact to mean that someone is not credible or not competent, and as a public speaker, you don't want your audience thinking either of those things. Eye contact holds attention because an audience member who knows the speaker is making regular eye contact will want to reciprocate that eye contact to show that they are paying attention. This will also help your audience remember the content of your speech better, because acting like we're paying attention actually leads us to pay attention and better retain information.

Eye contact is an aspect of delivery that beginning speakers can attend to and make noticeable progress on early in their speech training. By the final speech in my classes, I suggest that my students make eye contact with their audience for at least 75 percent of their speech. Most speakers cannot do this when they first begin practicing with extemporaneous delivery, but continued practice and effort make this an achievable goal for most.

As was mentioned in the chapter titled "Nonverbal Communication", norms for eye contact vary among cultures. Therefore it may be difficult for speakers from countries that have higher power distances or are more collectivistic to get used to the idea of making direct and sustained eye contact during a speech. In these cases, it is important for the speaker to challenge himself or herself to integrate some of the host culture's expectations and for the audience to be accommodating and understanding of the cultural differences.

Tips for Having Effective Eye Contact

1. Once in front of the audience, establish eye contact before you speak.
2. Make slow and deliberate eye contact, sweeping through the whole audience from left to right.

3. Despite what high school speech teachers or others might have told you, do not look over the audience's heads, at the back wall, or the clock. Unless you are in a huge auditorium, it will just look to the audience like you are looking over their heads.
4. Do not just make eye contact with one or a few people that you know or that look friendly. Also, do not just make eye contact with your instructor or boss. Even if it's comforting for you as the speaker, it is usually awkward for the audience member.
5. Try to memorize your opening and closing lines so you can make full eye contact with the audience. This will strengthen the opening and closing of your speech and help you make a connection with the audience.

Physical Delivery and the Body

Have you ever gotten dizzy as an audience member because the speaker paced back and forth? I know I have. Anxiety can lead us to do some strange things with our bodies, like pacing, that we don't normally do, so it's important to consider the important role that your body plays during your speech. Extra movements caused by anxiety are called nonverbal adaptors, and most of them manifest as distracting movements or gestures. These nonverbal adaptors, like tapping a foot, wringing hands, playing with a paper clip, twirling hair, jingling change in a pocket, scratching, and many more, can definitely detract from a speaker's message and credibility. Conversely, a confident posture and purposeful gestures and movement can enhance both.

Posture

Posture is the position we assume with our bodies, either intentionally or out of habit. Although people, especially young women, used to be trained in posture, often by having them walk around with books stacked on their heads, you should use a posture that is appropriate for the occasion while still positioning yourself in a way that feels natural. In a formal speaking situation, it's important to have an erect posture that communicates professionalism and credibility. However, a military posture of standing at attention may feel and look unnatural in a typical school or business speech. In informal settings, it may be appropriate to lean on a table or lectern, or even sit among your audience members. Head position is also part of posture. In most speaking situations, it is best to keep your head up, facing your audience. A droopy head doesn't communicate confidence. Consider the occasion important, as an inappropriate posture can hurt your credibility.



Figure: Government and military leaders use an erect posture to communicate confidence and professionalism during public appearances. [Wikimedia Commons](#) – public domain.

Gestures

Gestures include arm and hand movements. We all go through a process of internalizing our native culture from childhood. An obvious part of this process is becoming fluent in a language. Perhaps less obvious is the fact that we also become fluent in nonverbal communication, gestures in particular. We all use hand gestures while we speak, but we didn't ever take a class in matching verbal communication with the appropriate gestures; we just internalized these norms over time based on observation and put them into practice. By this point in your life, you have a whole vocabulary of hand movements and gestures that spontaneously come out while you're speaking. Some of these gestures are emphatic and some are descriptive (Koch, 2007).

Emphatic gestures are the most common hand gestures we use, and they function to emphasize our verbal communication and often relate to the emotions we verbally communicate. Pointing with one finger or all the fingers straight out is an emphatic gesture. We can even bounce that gesture up and down to provide more emphasis. Moving the hand in a circular motion in front of our chest with the fingers spread apart is a common emphatic gesture that shows excitement and often accompanies an increased rate of verbal speaking. We make this gesture more emphatic by using both hands. Descriptive gestures function to illustrate or refer to

objects rather than emotions. We use descriptive gestures to indicate the number of something by counting with our fingers or the size, shape, or speed of something. Our hands and arms are often the most reliable and easy-to-use visual aids a speaker can have.

While it can be beneficial to plan a key gesture or two in advance, it is generally best to gesture spontaneously in a speech, just as you would during a regular conversation. For some reason, students are insecure about or uncomfortable with gesturing during a speech. Even after watching their speech videos, many students say they think they “gestured too much” or nit-pick over a particular gesture. Out of thousands of speeches I’ve seen, I can’t recall a student who gestured too much to the point that it was distracting. Don’t try to overdo your gestures though. You don’t want to look like one of those crazy-arm inflatable dancing men that companies set up on the side of the road to attract customers. But more important, don’t try to hold back. Even holding back a little usually ends up nearly eliminating gestures. While the best beginning strategy is to gesture naturally, you also want to remain a high self-monitor and take note of your typical patterns of gesturing. If you notice that you naturally gravitate toward one particular gesture, make an effort to vary your gestures more. You also want your gestures to be purposeful, not limp or lifeless. I caution my students against having what I call “spaghetti noodle arms,” where they raise their hand to gesture and then let it flop back down to their side.

Movement

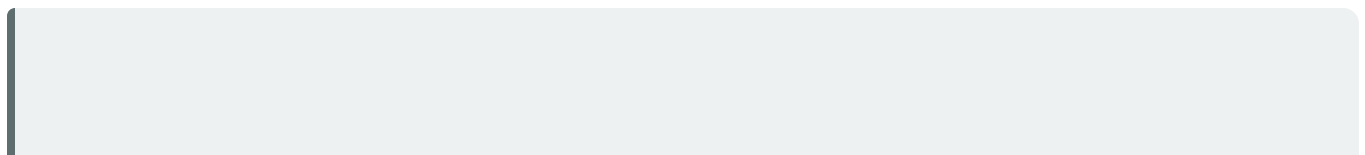
Sometimes movement of the whole body, instead of just gesturing with hands, is appropriate in a speech. I recommend that beginning speakers hold off trying to incorporate body movement from the waist down until they’ve gotten at least one speech done. This allows you to concentrate on managing anxiety and focus on more important aspects of delivery like vocal variety, avoiding fluency hiccups and verbal fillers, and improving eye contact. When students are given the freedom to move around, it often ends up becoming floating or pacing, which are both movements that comfort a speaker by expending nervous energy but only serve to distract the audience. *Floating* refers to speakers who wander aimlessly around, and *pacing* refers to speakers who walk back and forth in the same path. To prevent floating or pacing, make sure that your movements are purposeful. Many speakers employ the triangle method of body movement where they start in the middle, take a couple steps forward and to the right, then take a couple steps to the left, then return back to the center. Obviously you don’t need to do this multiple times in a five- to ten-minute speech, as doing so, just like floating or pacing, tends to make an audience dizzy. To make your movements appear more natural, time them to coincide with a key point you want to emphasize or a transition between key points. Minimize other movements from the waist down when you are not purposefully moving for emphasis. Speakers sometimes tap or shuffle their feet, rock, or shift their weight back and forth from one leg to the other. Keeping both feet flat on the floor, and still, will help avoid these distracting movements.

Credibility and Physical Delivery

Audience members primarily take in information through visual and auditory channels. Just as the information you present verbally in your speech can add to or subtract from your credibility, nonverbal communication that accompanies your verbal messages affects your credibility.

Personal Appearance

Looking like a credible and prepared public speaker will make you feel more like one and will make your audience more likely to perceive you as such. This applies to all speaking contexts: academic, professional, and personal. Although the standards for appropriate personal appearance vary between contexts, meeting them is key. You may have experienced a time when your vocal and physical delivery suffered because you were not “dressed the part.” The first time I ever presented at a conference, I had a terrible cold and in my hazy packing forgot to bring a belt. While presenting later that day, all I could think about was how everyone was probably noticing that, despite my nice dress shirt tucked into my slacks, I didn’t have a belt on. Dressing the part makes you feel more confident, which will come through in your delivery. Ideally, you should also be comfortable in the clothes you’re wearing. If the clothes are dressy, professional, and nice but ill fitting, then the effect isn’t the same. Avoid clothes that are too tight or too loose. Looking the part is just as important as dressing the part, so make sure you are cleaned and groomed in a way that’s appropriate for the occasion. The “Getting Real” box in this chapter goes into more detail about professional dress in a variety of contexts.



📌 “Getting Real”: Professional Dress and Appearance

No matter what professional field you go into, you will need to consider the importance of personal appearance. Although it may seem petty or shallow to put so much emphasis on dress and appearance, impressions matter, and people make judgments about our personality, competence, and credibility based on how we look. In some cases, you may work somewhere with a clearly laid out policy for personal dress and appearance. In many cases, the suggestion is to follow guidelines for “business casual.” Despite the increasing popularity of this notion over the past twenty years, people’s understanding of what business casual means is not consistent (Cullen, 2008). The formal dress codes of the mid-1900s, which required employees to wear suits and dresses, gave way to the trend of business casual dress, which seeks to allow employees to work comfortably while still appearing professional (Heathfield, S. M., 2012). While most people still dress more formally for job interviews or high-stakes presentations, the day-to-day dress of working professionals varies. Here are some tips for maintaining “business casual” dress and appearance:

- **Things to generally avoid.** Jeans, hats, flip-flops, exposed underwear, exposed stomachs, athletic wear, heavy cologne/perfume, and chewing gum.
- **General dress guidelines for men.** Dress pants or khaki pants, button-up shirt or collared polo/golf shirt tucked in with belt, and dress shoes; jacket and/or tie are optional.
- **General dress guidelines for women.** Dress pants or skirt, blouse or dress shirt, dress, and closed-toe dress shoes; jacket is optional.
- **Finishing touches.** Make sure shoes are neat and polished, not scuffed or dirty; clothes should be pressed, not wrinkled; make sure fingernails are clean and trimmed/groomed; and remove any lint, dog hair, and so on from clothing.

Obviously, these are general guidelines and there may be exceptions. It’s always a good idea to see if your place of business has a dress code, or at least guidelines. If you are uncertain whether or not something is appropriate, most people recommend to air on the side of caution and choose something else. While consultants and professionals usually recommend sticking to dark colors such as black, navy, and charcoal and/or light colors such as white, khaki, and tan, it is OK to add something that expresses your identity and makes you stand out, like a splash of color or a nice accessory like a watch, eyeglasses, or a briefcase. In fact, in the current competitive job market, employers want to see that you are serious about the position, can fit in with the culture of the organization, and are confident in who you are (Verner, 2008).

1. What do you think is the best practice to follow when dressing for a job interview?
2. In what professional presentations would you want to dress formally? Business casual? Casual?
3. Aside from the examples listed previously, what are some other things to generally avoid, in terms of dress and appearance, when trying to present yourself as a credible and competent communicator/speaker?
4. In what ways do you think you can conform to business-casual expectations while still preserving your individuality?

Visual Aids and Delivery

Visual aids play an important role in conveying supporting material to your audience. They also tie to delivery, since using visual aids during a speech usually requires some physical movements. It is important not to let your use of visual aids detract from your credibility. I’ve seen many good speeches derailed by posters that fall over, videos with no sound, and uncooperative PowerPoint presentations.

The following tips can help you ensure that your visual aids enhance, rather than detract, from your message and credibility:

1. Only have your visual aid displayed when it is relevant to what you are saying: insert black slides in PowerPoint, hide a model or object in a box, flip a poster board around, and so on.
2. Make sure to practice with your visual aids so there aren’t any surprises on speech day.
3. Don’t read from your visual aids. Put key information from your PowerPoint or Prezi on your speaking outline and only briefly glance at the screen to make sure you are on the right slide. You can also write information on the back of a poster or picture that you’re going to display so you can reference it while holding the visual aid up, since it’s difficult to hold a poster or picture and note cards at the same time.
4. Triple check your technology to make sure it’s working: electricity, Internet connection, wireless clicker, sound, and so on.
5. Proofread all your visual aids to find spelling/grammar errors and typos.
6. Bring all the materials you may need to make your visual aid work: tape/tacks for posters and pictures, computer cables/adaptors, and so on. Don’t assume these materials will be provided.

7. Have a backup plan in case your visual aid doesn't work properly.

Key Takeaways

- Facial expressions help communicate emotions and enthusiasm while speaking. Make sure that facial expressions are consistent with the content being presented. Record yourself practicing your speech in order to evaluate your use of facial expressions.
- Eye contact helps establish credibility and keep your audience's attention while you're speaking.
- Posture should be comfortable and appropriate for the speaking occasion.
- Emphatic and descriptive gestures enhance the verbal content of our speech. Gestures should appear spontaneous but be purposeful.
- Movements from the waist down should be purposefully used to emphasize a point or as a transition during a speech.
- Audience members will make assumptions about your competence and credibility based on dress and personal appearance. Make sure your outer presentation of self is appropriate for the occasion and for the impression you are trying to project.
- Visual aids can add to your speech but can also interfere with your delivery and negatively affect your credibility if not used effectively.

Exercises

1. Identify three goals related to delivery that you would like to accomplish in this course. What strategies/tips can you use to help achieve these goals?
2. What nonverbal adaptors have you noticed that others use while speaking? Are you aware of any nonverbal adaptors that you have used? If so, what are they?
3. Getting integrated: Identify some steps that speakers can take to ensure that their dress and physical appearance enhance their credibility. How might expectations for dress and physical appearance vary from context to context (academic, professional, personal, and civic)?

References

- Cullen, L. T., "What (Not) to Wear to Work," *Time*, June 9, 2008, 49.
- Heathfield, S. M., "Dress for Success: A Business Casual Dress Code," *About.com*, accessed February 7, 2012, http://humanresources.about.com/od/workrelationships/a/dress_code.htm.
- Koch, A., *Speaking with a Purpose*, 7th ed. (Boston, MA: Pearson, 2007), 105.
- Verner, A., "Interview? Ditch the Navy Suit," *The Globe and Mail*, December 15, 2008, L1.

This page titled [10.4: Physical Delivery](#) is shared under a [CC BY-NC-SA 3.0](#) license and was authored, remixed, and/or curated by [Anonymous](#) via [source content](#) that was edited to the style and standards of the LibreTexts platform; a detailed edit history is available upon request.

CHAPTER OVERVIEW

11: Informative and Persuasive Speaking

[11.1: Informative Speeches](#)

[11.2: Persuasive Speaking](#)

[11.3: Persuasive Reasoning and Fallacies](#)

[11.4: Persuasive Strategies](#)

This page titled [11: Informative and Persuasive Speaking](#) is shared under a [CC BY-NC-SA 3.0](#) license and was authored, remixed, and/or curated by [Anonymous](#) via [source content](#) that was edited to the style and standards of the LibreTexts platform; a detailed edit history is available upon request.

11.1: Informative Speeches

Learning Objectives

1. Identify common topic categories for informative speeches.
2. Identify strategies for researching and supporting informative speeches.
3. Explain the different methods of informing.
4. Employ strategies for effective informative speaking, including avoiding persuasion, avoiding information overload, and engaging the audience.

Many people would rather go see an impassioned political speech or a comedic monologue than a lecture. Although informative speaking may not be the most exciting form of public speaking, it is the most common. Reports, lectures, training seminars, and demonstrations are all examples of informative speaking. That means you are more likely to give and listen to informative speeches in a variety of contexts. Some organizations, like consulting firms, and career fields, like training and development, are solely aimed at conveying information. College alumni have reported that out of many different speech skills, informative speaking is most important (Verderber, 1991). Since your exposure to informative speaking is inevitable, why not learn how to be a better producer and consumer of informative messages?

Creating an Informative Speech

As you'll recall from the chapter titled "Preparing a Speech", speaking to inform is one of the three possible general purposes for public speaking. The goal of informative speaking is to teach an audience something using objective factual information. Interestingly, informative speaking is a newcomer in the world of public speaking theorizing and instruction, which began thousands of years ago with the ancient Greeks (Olbricht, 1968). Ancient philosophers and statesmen like Aristotle, Cicero, and Quintilian conceived of public speaking as rhetoric, which is inherently persuasive. During that time, and until the 1800s, almost all speaking was argumentative. Teaching and instruction were performed as debates, and even fields like science and medicine relied on argumentative reasoning instead of factual claims.



Figure: Until the 1800s, even scientific fields and medicine relied on teaching that was based on debate and argument rather than the informative-based instruction that is used today. Monash University – [Surgery Workshop 2012](#) – CC BY-NC 2.0.

While most instruction is now verbal, for most of modern history, people learned by doing rather than listening, as apprenticeships were much more common than classroom-based instruction. So what facilitated the change from argumentative and demonstrative teaching to verbal and informative teaching? One reason for this change was the democratization of information. Technical information used to be jealously protected by individuals, families, or guilds. Now society generally believes that information should be shared and made available to all. The increasing complexity of fields of knowledge and professions also increased the need for informative speaking. Now one must learn a history or backstory before actually engaging with a subject or trade. Finally, much of the information that has built up over time has become commonly accepted; therefore much of the history or background information isn't disputed and can now be shared in an informative rather than argumentative way.

Choosing an Informative Speech Topic

Being a successful informative speaker starts with choosing a topic that can engage and educate the audience. Your topic choices may be influenced by the level at which you are speaking. Informative speaking usually happens at one of three levels: formal, vocational, and impromptu (Verderber, 1991). Formal informative speeches occur when an audience has assembled specifically to hear what you have to say. Being invited to speak to a group during a professional meeting, a civic gathering, or a celebration gala brings with it high expectations. Only people who have accomplished or achieved much are asked to serve as keynote speakers, and they usually speak about these experiences. Many more people deliver informative speeches at the vocational level, as part of their careers. Teachers like me spend many hours lecturing, which is a common form of informative speaking. In addition, human resources professionals give presentations about changes in policy and provide training for new employees, technicians in factories convey machine specifications and safety procedures, and servers describe how a dish is prepared in their restaurant. Last, we all convey information daily in our regular interactions. When we give a freshman directions to a campus building, summarize the latest episode of *American Idol* for our friend who missed it, or explain a local custom to an international student, we are engaging in impromptu informative speaking.

Whether at the formal, vocational, or impromptu level, informative speeches can emerge from a range of categories, which include objects, people, events, processes, concepts, and issues. An extended speech at the formal level may include subject matter from several of these categories, while a speech at the vocational level may convey detailed information about a process, concept, or issue relevant to a specific career.



Figure: Subjects of informative speaking at the vocational level usually relate to a speaker’s professional experience or expertise. Peter Long – [Business Meeting](#) – CC BY 2.0.

Since we don’t have time to research or organize content for impromptu informative speaking, these speeches may provide a less detailed summary of a topic within one of these categories. A broad informative speech topic could be tailored to fit any of these categories. As you draft your specific purpose and thesis statements, think about which category or categories will help you achieve your speech goals, and then use it or them to guide your research. Table 11.1 “Sample Informative Speech Topics by Category” includes an example of how a broad informative subject area like renewable energy can be adapted to each category as well as additional sample topics.

Table 11.1 Sample Informative Speech Topics by Category

Category	Renewable Energy Example	Other Examples
Objects	Biomass gasifier	Tarot cards, star-nosed moles, Enterprise 1701-D
People	Al Gore	Jennifer Lopez, Bayard Rustin, the Amish
Concepts	Sustainability	Machismo, intuition, Wa (social harmony)
Events	Earth Day	Pi Day, Take Back the Night, 2012 presidential election
Processes	Converting wind to energy	Scrapbooking, animal hybridization, Academy Awards voting

Category	Renewable Energy Example	Other Examples
Issues	Nuclear safety	Cruise ship safety, identity theft, social networking and privacy

Speeches about objects convey information about any nonhuman material things. Mechanical objects, animals, plants, and fictional objects are all suitable topics of investigation. Given that this is such a broad category, strive to pick an object that your audience may not be familiar with or highlight novel relevant and interesting facts about a familiar object.

Speeches about people focus on real or fictional individuals who are living or dead. These speeches require in-depth biographical research; an encyclopedia entry is not sufficient. Introduce a new person to the audience or share little-known or surprising information about a person we already know. Although we may already be familiar with the accomplishments of historical figures and leaders, audiences often enjoy learning the “personal side” of their lives.

Speeches about concepts are less concrete than speeches about objects or people, as they focus on ideas or notions that may be abstract or multifaceted. A concept can be familiar to us, like equality, or could literally be a foreign concept like *qi* (or *chi*), which is the Chinese conception of the energy that flows through our bodies. Use the strategies discussed in this book for making content relevant and proxemic to your audience to help make abstract concepts more concrete.

Speeches about events focus on past occasions or ongoing occurrences. A particular day in history, an annual observation, or a seldom occurring event can each serve as interesting informative topics. As with speeches about people, it’s important to provide a backstory for the event, but avoid rehashing commonly known information.

Informative speeches about processes provide a step-by-step account of a procedure or natural occurrence. Speakers may walk an audience through, or demonstrate, a series of actions that take place to complete a procedure, such as making homemade cheese. Speakers can also present information about naturally occurring processes like cell division or fermentation.



Figure: Informative speeches about processes provide steps of a procedure, such as how to make homemade cheese. Joel Kramer – curdle – CC BY 2.0.

Last, informative speeches about issues provide objective and balanced information about a disputed subject or a matter of concern for society. It is important that speakers view themselves as objective reporters rather than commentators to avoid tipping the balance of the speech from informative to persuasive. Rather than advocating for a particular position, the speaker should seek to teach or raise the awareness of the audience.

Researching an Informative Speech Topic

Having sharp research skills is a fundamental part of being a good informative speaker. Since informative speaking is supposed to convey factual information, speakers should take care to find sources that are objective, balanced, and credible. Periodicals, books, newspapers, and credible websites can all be useful sources for informative speeches, and you can use the guidelines for evaluating supporting materials discussed in the chapter titled “Preparing a Speech” to determine the best information to include in your

speech. Aside from finding credible and objective sources, informative speakers also need to take time to find engaging information. This is where sharp research skills are needed to cut through all the typical information that comes up in the research process to find novel information. Novel information is atypical or unexpected, but it takes more skill and effort to locate. Even seemingly boring informative speech topics like the history of coupons can be brought to life with information that defies the audience's expectations. A student recently delivered an engaging speech about coupons by informing us that coupons have been around for 125 years, are most frequently used by wealthier and more educated households, and that a coupon fraud committed by an Italian American businessman named Charles Ponzi was the basis for the term *Ponzi scheme*, which is still commonly used today.

As a teacher, I can attest to the challenges of keeping an audience engaged during an informative presentation. While it's frustrating to look out at my audience of students and see glazed-over eyes peering back at me, I also know that it is my responsibility to choose interesting information and convey it in a way that's engaging. Even though the core content of what I teach hasn't change dramatically over the years, I constantly challenge myself to bring that core information to life through application and example. As we learned earlier, finding proxemic and relevant information and examples is typically a good way to be engaging. The basic information may not change quickly, but the way people use it and the way it relates to our lives changes. Finding current, relevant examples and finding novel information are both difficult, since you, as the researcher, probably don't know this information exists.

Here is where good research skills become necessary to be a good informative speaker. Using advice from the chapter titled "Preparing a Speech" should help you begin to navigate through the seas of information to find hidden treasure that excites you and will in turn excite your audience.



Figure: To avoid boring an audience, effective informative speakers possess good research skills and the ability to translate information to be engaging and relevant for an audience. Niall Kennedy – [Sleep](#) – CC BY-NC 2.0.

As was mentioned earlier, the goal for informative speaking is to teach your audience. An audience is much more likely to remain engaged when they are actively learning. This is like a balancing act. You want your audience to be challenged enough by the information you are presenting to be interested, but not so challenged that they become overwhelmed and shut down. You should take care to consider how much information your audience already knows about a topic. Be aware that speakers who are very familiar with their speech topic tend to overestimate their audience's knowledge about the topic. It's better to engage your topic at a level slightly below your audience's knowledge level than above. Most people won't be bored by a brief review, but many people become lost and give up listening if they can't connect to the information right away or feel it's over their heads.

A good informative speech leaves the audience thinking long after the speech is done. Try to include some practical "takeaways" in your speech. I've learned many interesting and useful things from the informative speeches my students have done. Some of the takeaways are more like trivia information that is interesting to share—for example, how prohibition led to the creation of NASCAR. Other takeaways are more practical and useful—for example, how to get wine stains out of clothing and carpet or explanations of various types of student financial aid.

Organizing and Supporting an Informative Speech

You can already see that informing isn't as easy as we may initially think. To effectively teach, a speaker must present quality information in an organized and accessible way. Once you have chosen an informative speech topic and put your research skills to the test in order to locate novel and engaging information, it's time to organize and support your speech.

Organizational Patterns

Three organizational patterns that are particularly useful for informative speaking are topical, chronological, and spatial. As you'll recall, to organize a speech topically, you break a larger topic down into logical subdivisions. An informative speech about labor unions could focus on unions in three different areas of employment, three historically significant strikes, or three significant legal/legislative decisions. Speeches organized chronologically trace the development of a topic or overview the steps in a process. An informative speech could trace the rise of the economic crisis in Greece or explain the steps in creating a home compost pile. Speeches organized spatially convey the layout or physical characteristics of a location or concept. An informative speech about the layout of a fire station or an astrology wheel would follow a spatial organization pattern.

Methods of Informing

Types of and strategies for incorporating supporting material into speeches are discussed in the chapter titled "Preparing a Speech", but there are some specific ways to go about developing ideas within informative speeches. Speakers often inform an audience using definitions, descriptions, demonstrations, and explanations. It is likely that a speaker will combine these methods of informing within one speech, but a speech can also be primarily organized using one of these methods.

Informing through Definition

Informing through definition entails defining concepts clearly and concisely and is an important skill for informative speaking. There are several ways a speaker can inform through definition: synonyms and antonyms, use or function, example, and etymology (Verderber, 1991). Defining a concept using a synonym or an antonym is a short and effective way to convey meaning. Synonyms are words that have the same or similar meanings, and antonyms are words that have opposite meanings. In a speech about how to effectively inform an audience, I would claim that using concrete words helps keep an audience engaged. I could enhance your understanding of what *concrete* means by defining it with synonyms like *tangible* and *relatable*. Or I could define *concrete* using antonyms like *abstract* and *theoretical*.

Identifying the use or function of an object, item, or idea is also a short way of defining. We may think we already know the use and function of most of the things we interact with regularly. This is true in obvious cases like cars, elevators, and smartphones. But there are many objects and ideas that we may rely on and interact with but not know the use or function. For example, QR codes (or quick response codes) are popping up in magazines, at airports, and even on t-shirts (Vuong, 2011). Many people may notice them but not know what they do. As a speaker, you could define QR codes by their function by informing the audience that QR codes allow businesses, organizations, and individuals to get information to consumers/receivers through a barcode-like format that can be easily scanned by most smartphones.



Figure: An informative speaker could teach audience members about QR codes by defining them based on their use or function.
Douglas Muth – [My QR Code](#) – CC BY-SA 2.0.

A speaker can also define a topic using examples, which are cited cases that are representative of a larger concept. In an informative speech about anachronisms in movies and literature, a speaker might provide the following examples: the film *Titanic* shows people on lifeboats using flashlights to look for survivors from the sunken ship (such flashlights weren't invented until two years later) (The Past in Pictures, 2012); Shakespeare's play *Julius Caesar* includes a reference to a clock, even though no mechanical clocks existed during Caesar's time (Scholasticus K., 2012). Examples are a good way to repackage information that's already been presented to help an audience retain and understand the content of a speech. Later we'll learn more about how repackaging information enhances informative speaking.

Etymology refers to the history of a word. Defining by etymology entails providing an overview of how a word came to its current meaning. The *Oxford English Dictionary* is the best source for finding etymology and often contains interesting facts that can be presented as novel information to better engage your audience. For example, the word *assassin*, which refers to a person who intentionally murders another, literally means "hashish-eater" and comes from the Arabic word *hashhashin*. The current meaning emerged during the Crusades as a result of the practices of a sect of Muslims who would get high on hashish before killing Christian leaders—in essence, assassinating them (Oxford English Dictionary Online, 2012).

Informing through Description

As the saying goes, "Pictures are worth a thousand words." Informing through description entails creating verbal pictures for your audience. Description is also an important part of informative speeches that use a spatial organizational pattern, since you need to convey the layout of a space or concept. Good descriptions are based on good observations, as they convey what is taken in through the senses and answer these type of questions: What did that look like? Smell like? Sound like? Feel like? Taste like? If descriptions are vivid and well written, they can actually invoke a sensory reaction in your audience. Just as your mouth probably begins to salivate when I suggest that you imagine biting into a fresh, bright yellow, freshly cut, juicy lemon wedge, so can your audience be transported to a setting or situation through your descriptions. I once had a student set up his speech about the history of streaking by using the following description: "Imagine that you are walking across campus to your evening class. You look up to see a parade of hundreds upon hundreds of your naked peers jogging by wearing little more than shoes."

Informing through Demonstration

When informing through demonstration, a speaker gives verbal directions about how to do something while also physically demonstrating the steps. Early morning infomercials are good examples of demonstrative speaking, even though they are also

trying to persuade us to buy their “miracle product.” Whether straightforward or complex, it’s crucial that a speaker be familiar with the content of their speech and the physical steps necessary for the demonstration. Speaking while completing a task requires advanced psycho-motor skills that most people can’t wing and therefore need to practice. Tasks suddenly become much more difficult than we expect when we have an audience. Have you ever had to type while people are reading along with you? Even though we type all the time, even one extra set of eyes seems to make our fingers more clumsy than usual.

Television chefs are excellent examples of speakers who frequently inform through demonstration. While many of them make the process of speaking while cooking look effortless, it took much practice over many years to make viewers think it is effortless.



Figure: Television chefs inform through demonstration. Although they make it seem easy, it is complex and difficult. Gordonramsaysubmissions – [gordon ramsay 7](#) – CC BY 2.0.

Part of this practice also involves meeting time limits. Since television segments are limited and chefs may be demonstrating and speaking live, they have to be able to adapt as needed. Demonstration speeches are notorious for going over time, especially if speakers haven’t practiced with their visual aids / props. Be prepared to condense or edit as needed to meet your time limit. The reality competition show *The Next Food Network Star* captures these difficulties, as many experienced cooks who have the content knowledge and know how to physically complete their tasks fall apart when faced with a camera challenge because they just assumed they could speak and cook at the same time.

Tips for Demonstration Speeches

1. Include personal stories and connections to the topic, in addition to the “how-to” information, to help engage your audience.
2. Ask for audience volunteers (if appropriate) to make the demonstration more interactive.
3. Include a question-and-answer period at the end (if possible) so audience members can ask questions and seek clarification.
4. Follow an orderly progression. Do not skip around or backtrack when reviewing the steps.
5. Use clear signposts like *first*, *second*, and *third*.
6. Use orienting material like internal previews and reviews, and transitions.
7. Group steps together in categories, if needed, to help make the information more digestible.
8. Assess the nonverbal feedback of your audience. Review or slow down if audience members look lost or confused.
9. Practice with your visual aids / props many times. Things suddenly become more difficult and complicated than you expect when an audience is present.
10. Practice for time and have contingency plans if you need to edit some information out to avoid going over your time limit.

Informing through Explanation

Informing through explanation entails sharing how something works, how something came to be, or why something happened. This method of informing may be useful when a topic is too complex or abstract to demonstrate. When presenting complex information make sure to break the topic up into manageable units, avoid information overload, and include examples that make the content relevant to the audience. Informing through explanation works well with speeches about processes, events, and issues. For example, a speaker could explain the context surrounding the Lincoln-Douglas debates or the process that takes place during presidential primaries.

📌 “Getting Plugged In”

TED Talks as a Model of Effective Informative Speaking

Over the past few years, I have heard more and more public speaking teachers mention their use of TED speeches in their classes. What started in 1984 as a conference to gather people involved in Technology, Entertainment, and Design has now turned into a worldwide phenomenon that is known for its excellent speeches and presentations, many of which are informative in nature.^[1] The motto of TED is “Ideas worth spreading,” which is in keeping with the role that we should occupy as informative speakers. We should choose topics that are worth speaking about and then work to present them in such a way that audience members leave with “take-away” information that is informative and useful. TED fits in with the purpose of the “Getting Plugged In” feature in this book because it has been technology focused from the start. For example, Andrew Blum’s speech focuses on the infrastructure of the Internet, and Pranav Mistry’s speech focuses on a new technology he developed that allows for more interaction between the physical world and the world of data. Even speakers who don’t focus on technology still skillfully use technology in their presentations, as is the case with David Gallo’s speech about exotic underwater life. Here are links to all these speeches:

- Andrew Blum’s speech: What Is the Internet, Really?
http://www.ted.com/talks/andrew_blum_what_is_the_internet_really.html
- Pranav Mistry’s speech: The Thrilling Potential of Sixth Sense Technology.
http://www.ted.com/talks/pranav_mistry_the_thrilling_potential_of_sixthsense_technology.html
- David Gallo’s speech: Underwater Astonishments.
http://www.ted.com/talks/david_gallo_shows_underwater_astonishments.html

1. What can you learn from the TED model and/or TED speakers that will help you be a better informative speaker?
2. In what innovative and/or informative ways do the speakers reference or incorporate technology in their speeches?

Effective Informative Speaking

There are several challenges to overcome to be an effective informative speaker. They include avoiding persuasion, avoiding information overload, and engaging your audience.

Avoiding Persuasion

We should avoid thinking of informing and persuading as dichotomous, meaning that it’s either one or the other. It’s more accurate to think of informing and persuading as two poles on a continuum, as in Figure 11.1 “Continuum of Informing and Persuading” (Olbricht, 1968). Most persuasive speeches rely on some degree of informing to substantiate the reasoning. And informative speeches, although meant to secure the understanding of an audience, may influence audience members’ beliefs, attitudes, values, or behaviors.

Figure 11.1 Continuum of Informing and Persuading



Speakers can look to three areas to help determine if their speech is more informative or persuasive: speaker purpose, function of information, and audience perception (Verderber, 1991). First, for informative speaking, a speaker’s purpose should be to create understanding by sharing objective, factual information. Specific purpose and thesis statements help establish a speaker’s goal and purpose and can serve as useful reference points to keep a speech on track. When reviewing your specific purpose and thesis statement, look for words like *should/shouldn’t*, *good/bad*, and *right/wrong*, as these often indicate a persuasive slant in the speech.

Second, information should function to clarify and explain in an informative speech. Supporting materials shouldn’t function to prove a thesis or to provide reasons for an audience to accept the thesis, as they do in persuasive speeches. Although informative messages can end up influencing the thoughts or behaviors of audience members, that shouldn’t be the goal.

Third, an audience’s perception of the information and the speaker helps determine whether a speech is classified as informative or persuasive. The audience must perceive that the information being presented is not controversial or disputed, which will lead audience members to view the information as factual. The audience must also accept the speaker as a credible source of

information. Being prepared, citing credible sources, and engaging the audience help establish a speaker's credibility. Last, an audience must perceive the speaker to be trustworthy and not have a hidden agenda. Avoiding persuasion is a common challenge for informative speakers, but it is something to consider, as violating the speaking occasion may be perceived as unethical by the audience. Be aware of the overall tone of your speech by reviewing your specific purpose and thesis to make sure your speech isn't tipping from informative to persuasive.



Words like *should/shouldn't*, *good/bad*, and *right/wrong* in a specific purpose and/or thesis statement often indicate that the speaker's purpose is tipping from informative to persuasive.

Hans Splinter – [balance](#) – CC BY-ND 2.0.

Avoiding Information Overload

Many informative speakers have a tendency to pack a ten-minute speech with as much information as possible. This can result in information overload, which is a barrier to effective listening that occurs when a speech contains more information than an audience can process. Editing can be a difficult task, but it's an important skill to hone, because you will be editing more than you think. Whether it's reading through an e-mail before you send it, condensing a report down to an executive summary, or figuring out how to fit a client's message on the front page of a brochure, you will have to learn how to discern what information is best to keep and what can be thrown out. In speaking, being a discerning editor is useful because it helps avoid information overload. While a receiver may not be attracted to a brochure that's covered in text, they could take the time to read it, and reread it, if necessary. Audience members cannot conduct their own review while listening to a speaker live. Unlike readers, audience members can't review words over and over (Verderber, 1991). Therefore competent speakers, especially informative speakers who are trying to teach their audience something, should adapt their message to a listening audience. To help avoid information overload, adapt your message to make it more listenable.

Although the results vary, research shows that people only remember a portion of a message days or even hours after receiving it (Janusik, 2012). If you spend 100 percent of your speech introducing new information, you have wasted approximately 30 percent of your time and your audience's time. Information overload is a barrier to effective listening, and as good speakers, we should be aware of the limitations of listening and compensate for that in our speech preparation and presentation. I recommend that my students follow a guideline that suggests spending no more than 30 percent of your speech introducing new material and 70 percent of your speech repackaging that information. I specifically use the word *repackaging* and not *repeating*. Simply repeating the same information would also be a barrier to effective listening, since people would just get bored. Repackaging will help ensure that your audience retains most of the key information in the speech. Even if they don't remember every example, they will remember the main underlying point.

Avoiding information overload requires a speaker to be a good translator of information. To be a good translator, you can compare an unfamiliar concept with something familiar, give examples from real life, connect your information to current events or popular culture, or supplement supporting material like statistics with related translations of that information. These are just some of the strategies a good speaker can use. While translating information is important for any oral presentation, it is especially important when conveying technical information. Being able to translate complex or technical information for a lay audience leads to more

effective informing, because the audience feels like they are being addressed on their level and don't feel lost or "talked down to." The History Channel show *The Universe* provides excellent examples of informative speakers who act as good translators. The scientists and experts featured on the show are masters of translating technical information, like physics, into concrete examples that most people can relate to based on their everyday experiences.



Figure: Comparing the turbulent formation of the solar system to the collisions of bumper cars and spinning rides at an amusement park makes the content more concrete. Alexander Svensson – [Ferris Wheel](#) – CC BY 2.0.

Following the guidelines established in the chapter titled "Preparing a Speech" for organizing a speech can also help a speaker avoid information overload. Good speakers build in repetition and redundancy to make their content more memorable and their speech more consumable. Preview statements, section transitions, and review statements are some examples of orienting material that helps focus an audience's attention and facilitates the process of informing (Verderber, 1991).

Engaging Your Audience

As a speaker, you are competing for the attention of your audience against other internal and external stimuli. Getting an audience engaged and then keeping their attention is a challenge for any speaker, but it can be especially difficult when speaking to inform. As was discussed earlier, once you are in the professional world, you will most likely be speaking informatively about topics related to your experience and expertise. Some speakers fall into the trap of thinking that their content knowledge is enough to sustain them through an informative speech or that their position in an organization means that an audience will listen to them and appreciate their information despite their delivery. Content expertise is not enough to be an effective speaker. A person must also have speaking expertise (Verderber, 1991). Effective speakers, even renowned experts, must still translate their wealth of content knowledge into information that is suited for oral transmission, audience centered, and well organized. I'm sure we're all familiar with the stereotype of the absentminded professor or the genius who thinks elegantly in his or her head but can't convey that same elegance verbally. Having well-researched and organized supporting material is an important part of effective informative speaking, but having good content is not enough.

Audience members are more likely to stay engaged with a speaker they view as credible. So complementing good supporting material with a practiced and fluent delivery increases credibility and audience engagement. In addition, as we discussed earlier, good informative speakers act as translators of information. Repackaging information into concrete familiar examples is also a strategy for making your speech more engaging. Understanding relies on being able to apply incoming information to life experiences.

Repackaging information is also a good way to appeal to different learning styles, as you can present the same content in various ways, which helps reiterate a point. While this strategy is useful with any speech, since the goal of informing is teaching, it makes sense to include a focus on learning within your audience adaptation. There are three main learning styles that help determine how people most effectively receive and process information: visual, auditory, and kinesthetic (Fleming, 2012). Visual learners respond well to information presented via visual aids, so repackage information using text, graphics, charts and other media. Public speaking is a good way to present information for auditory learners who process information well when they hear it. Kinesthetic learners are tactile; they like to learn through movement and "doing." Asking for volunteers to help with a demonstration, if

appropriate, is a way to involve kinesthetic learners in your speech. You can also have an interactive review activity at the end of a speech, much like many teachers incorporate an activity after a lesson to reinforce the material.

"Getting Real"

Technical Speaking

People who work in technical fields, like engineers and information technology professionals, often think they will be spared the task of public speaking. This is not the case, however, and there is actually a branch of communication studies that addresses public speaking matters for “techies.” The field of technical communication focuses on how messages can be translated from expert to lay audiences. I actually taught a public speaking class for engineering students, and they basically had to deliver speeches about the things they were working on in a way that I could understand. I ended up learning a lot more about jet propulsion and hybrid car engines than I ever expected!

Have you ever been completely lost when reading an instruction manual for some new product you purchased? Have you ever had difficulty following the instructions of someone who was trying to help you with a technical matter? If so, you’ve experienced some of the challenges associated with technical speaking. There are many careers where technical speaking skills are needed. According to the Society for Technical Communication, communicating about specialized or technical topics, communicating by using technology, and providing instructions about how to do something are all examples of technical speaking (Society for Technical Communication, 2012). People with technical speaking skills offer much to organizations and businesses. They help make information more useable and accessible to customers, clients, and employees. They can help reduce costs to a business by reducing unnecessary work that results from misunderstandings of instructions, by providing clear information that allows customers to use products without training or technical support and by making general information put out by a company more user friendly. Technical speakers are dedicated to producing messages that are concise, clear, and coherent (Society for Technical Communication, 2012). Such skills are used in the following careers: technical writers and editors, technical illustrators, visual designers, web designers, customer service representatives, salespeople, spokespeople, and many more.

1. What communication skills that you’ve learned about in the book so far do you think would be important for a technical speaker?
2. Identify instances in which you have engaged in technical speaking or received information from a technical speaker. Based on what you have learned in this chapter, were the speakers effective or not, and why?

Sample Informative Speech

Title: Going Green in the World of Education

General purpose: To inform

Specific purpose: By the end of my speech, the audience will be able to describe some ways in which schools are going green.

Thesis statement: The green movement has transformed school buildings, how teachers teach, and the environment in which students learn.

Introduction

Attention getter: Did you know that attending or working at a green school can lead students and teachers to have less health problems? Did you know that allowing more daylight into school buildings increases academic performance and can lessen attention and concentration challenges? Well, the research I will cite in my speech supports both of these claims, and these are just two of the many reasons why more schools, both grade schools and colleges, are going green.

Introduction of topic: Today, I’m going to inform you about the green movement that is affecting many schools.

Credibility and relevance: Because of my own desire to go into the field of education, I decided to research how schools are going green in the United States. But it’s not just current and/or future teachers that will be affected by this trend. As students at Eastern Illinois University, you are already asked to make “greener” choices. Whether it’s the little signs in the dorm rooms that ask you to turn off your lights when you leave the room, the reusable water bottles that were given out on move-in day, or even our new Renewable Energy Center, the list goes on and on. Additionally, younger people in our lives, whether they be future children or younger siblings or relatives, will likely be affected by this continuing trend.

Preview statement: In order to better understand what makes a “green school,” we need to learn about how K–12 schools are going green, how college campuses are going green, and how these changes affect students and teachers.

Transition: I’ll begin with how K–12 schools are going green.

Body

1. According to the “About Us” section on their official website, the US Green Building Council was established in 1993 with the mission to promote sustainability in the building and construction industry, and it is this organization that is responsible for the Leadership in Energy and Environmental Design, or LEED, which is a well-respected green building certification system.
 1. While homes, neighborhoods, and businesses can also pursue LEED certification, I’ll focus today on K–12 schools and college campuses.
 1. It’s important to note that principles of “going green” can be applied to the planning of a building from its first inception or be retroactively applied to existing buildings.
 1. A 2011 article by Ash in *Education Week* notes that the pathway to creating a greener school is flexible based on the community and its needs.
 1. In order to garner support for green initiatives, the article recommends that local leaders like superintendents, mayors, and college administrators become involved in the green movement.
 2. Once local leaders are involved, the community, students, parents, faculty, and staff can be involved by serving on a task force, hosting a summit or conference, and implementing lessons about sustainability into everyday conversations and school curriculum.
 2. The US Green Building Council’s website also includes a tool kit with a lot of information about how to “green” existing schools.
 2. Much of the efforts to green schools have focused on K–12 schools and districts, but what makes a school green?
 1. According to the US Green Building Council’s Center for Green Schools, green school buildings conserve energy and natural resources.
 1. For example, Fossil Ridge High School in Fort Collins, Colorado, was built in 2006 and received LEED certification because it has automatic light sensors to conserve electricity and uses wind energy to offset nonrenewable energy use.
 2. To conserve water, the school uses a pond for irrigation, has artificial turf on athletic fields, and installed low-flow toilets and faucets.
 3. According to the 2006 report by certified energy manager Gregory Kats titled “Greening America’s Schools,” a LEED certified school uses 30–50 percent less energy, 30 percent less water, and reduces carbon dioxide emissions by 40 percent compared to a conventional school.
 2. The Center for Green Schools also presents case studies that show how green school buildings also create healthier learning environments.
 1. Many new building materials, carpeting, and furniture contain chemicals that are released into the air, which reduces indoor air quality.
 2. So green schools purposefully purchase materials that are low in these chemicals.
 3. Natural light and fresh air have also been shown to promote a healthier learning environment, so green buildings allow more daylight in and include functioning windows.

Transition: As you can see, K–12 schools are becoming greener; college campuses are also starting to go green.

2. Examples from the University of Denver and Eastern Illinois University show some of the potential for greener campuses around the country.
 1. The University of Denver is home to the nation’s first “green” law school.
 1. According to the Sturm College of Law’s website, the building was designed to use 40 percent less energy than a conventional building through the use of movement-sensor lighting; high-performance insulation in the walls, floors, and roof; and infrared sensors on water faucets and toilets.
 2. Electric car recharging stations were also included in the parking garage, and the building has extra bike racks and even showers that students and faculty can use to freshen up if they bike or walk to school or work.
 2. Eastern Illinois University has also made strides toward a more green campus.

1. Some of the dining halls on campus have gone “trayless,” which according to a 2009 article by Calder in the journal *Independent School* has the potential to dramatically reduce the amount of water and chemical use, since there are no longer trays to wash, and also helps reduce food waste since people take less food without a tray.
2. The biggest change on campus has been the opening of the Renewable Energy Center in 2011, which according to EIU’s website is one of the largest biomass renewable energy projects in the country.
 1. The Renewable Energy Center uses slow-burn technology to use wood chips that are a byproduct of the lumber industry that would normally be discarded.
 2. This helps reduce our dependency on our old coal-fired power plant, which reduces greenhouse gas emissions.
 3. The project was the first known power plant to be registered with the US Green Building Council and is on track to receive LEED certification.

Transition: All these efforts to go green in K–12 schools and on college campuses will obviously affect students and teachers at the schools.

3. The green movement affects students and teachers in a variety of ways.
 1. Research shows that going green positively affects a student’s health.
 1. Many schools are literally going green by including more green spaces such as recreation areas, gardens, and greenhouses, which according to a 2010 article in the *Journal of Environmental Education* by University of Colorado professor Susan Strife has been shown to benefit a child’s cognitive skills, especially in the areas of increased concentration and attention capacity.
 2. Additionally, the report I cited earlier, “Greening America’s Schools,” states that the improved air quality in green schools can lead to a 38 percent reduction in asthma incidents and that students in “green schools” had 51 percent less chance of catching a cold or the flu compared to children in conventional schools.
 2. Standard steps taken to green schools can also help students academically.
 1. The report “Greening America’s Schools” notes that a recent synthesis of fifty-three studies found that more daylight in the school building leads to higher academic achievement.
 2. The report also provides data that show how the healthier environment in green schools leads to better attendance and that in Washington, DC, and Chicago, schools improved their performance on standardized tests by 3–4 percent.
 3. Going green can influence teachers’ lesson plans as well their job satisfaction and physical health.
 1. There are several options for teachers who want to “green” their curriculum.
 1. According to the article in *Education Week* that I cited earlier, the Sustainability Education Clearinghouse is a free online tool that provides K–12 educators with the ability to share sustainability-oriented lesson ideas.
 2. The Center for Green Schools also provides resources for all levels of teachers, from kindergarten to college, that can be used in the classroom.
 2. The report “Greening America’s Schools” claims that the overall improved working environment that a green school provides leads to higher teacher retention and less teacher turnover.
 3. Just as students see health benefits from green schools, so do teachers, as the same report shows that teachers in these schools get sick less, resulting in a decrease of sick days by 7 percent.

Conclusion

Transition to conclusion and summary of importance: In summary, the going-green era has impacted every aspect of education in our school systems.

Review of main points: From K–12 schools to college campuses like ours, to the students and teachers in the schools, the green movement is changing the way we think about education and our environment.

Closing statement: As Glenn Cook, the editor in chief of the *American School Board Journal*, states on the Center for Green Schools’s website, “The green schools movement is the biggest thing to happen to education since the introduction of technology to the classroom.”

References

Ash, K. (2011). “Green schools” benefit budgets and students, report says. *Education Week*, 30(32), 10.

Calder, W. (2009). Go green, save green. *Independent School*, 68(4), 90–93.

The Center for Green Schools. (n.d.). K–12: How. Retrieved from <http://www.centerforgreenschools.org/main-nav/k-12/buildings.aspx>

Eastern Illinois University. (n.d.). Renewable Energy Center. Retrieved from www.eiu.edu/sustainability/eiu_renewable.php

Kats, G. (2006). Greening America's schools: Costs and benefits. A Capital E Report. Retrieved from <http://www.usgbc.org/ShowFile.aspx?DocumentID=2908>

Strife, S. (2010). Reflecting on environmental education: Where is our place in the green movement? *Journal of Environmental Education*, 41(3), 179–191. doi:10.1080/00958960903295233

Sturm College of Law. (n.d.). About DU law: Building green. Retrieved from www.law.du.edu/index.php/about/building-green

USGBC. (n.d.). About us. *US Green Building Council*. Retrieved from <https://new.usgbc.org/about>

Key Takeaways

- Getting integrated: Informative speaking is likely the type of public speaking we will most often deliver and be audience to in our lives. Informative speaking is an important part of academic, professional, personal, and civic contexts.
- Informative speeches teach an audience through objective factual information and can emerge from one or more of the following categories: objects, people, concepts, events, processes, and issues.
- Effective informative speaking requires good research skills, as speakers must include novel information, relevant and proxemic examples, and “take-away” information that audience members will find engaging and useful.
- The four primary methods of informing are through definition, description, demonstration, or explanation.
 - Informing through definition entails defining concepts clearly and concisely using synonyms and antonyms, use or function, example, or etymology.
 - Informing through description entails creating detailed verbal pictures for your audience.
 - Informing through demonstration entails sharing verbal directions about how to do something while also physically demonstrating the steps.
 - Informing through explanation entails sharing how something works, how something came to be, or why something happened.
- An effective informative speaker should avoid persuasion by reviewing the language used in the specific purpose and thesis statements, using objective supporting material, and appearing trustworthy to the audience.
- An effective informative speaker should avoid information overload by repackaging information and building in repetition and orienting material like reviews and previews.
- An effective informative speaker engages the audience by translating information into relevant and concrete examples that appeal to different learning styles.

Exercises

1. Getting integrated: How might you use informative speaking in each of the following contexts: academic, professional, personal, and civic?
2. Brainstorm potential topics for your informative speech and identify which topic category each idea falls into. Are there any risks of persuading for the topics you listed? If so, how can you avoid persuasion if you choose that topic?
3. Of the four methods of informing (through definition, description, demonstration, or explanation), which do you think is most effective for you? Why?

References

Fleming, N., “The VARK Helpsheets,” accessed March 6, 2012, <http://www.vark-learn.com/english/page.asp?p=helpsheets>.

Janusik, L., “Listening Facts,” accessed March 6, 2012, d1025403.site.myhosting.com/f.org/Facts.htm.

Olbricht, T. H., *Informative Speaking* (Glenview, IL: Scott, Foresman, 1968), 1–12.

Oxford English Dictionary Online, accessed March 6, 2012, <http://www.oed.com>.

The Past in Pictures, “Teaching Using Movies: Anachronisms!” accessed March 6, 2012, www.thepastinthepictures.wild.ctoryunit!.htm.

Scholasticus K, “Anachronism Examples in Literature,” February 2, 2012, accessed March 6, 2012, www.buzzle.com/articles/anachronism-examples-in-literature.html.

Society for Technical Communication, “Defining Technical Communication,” accessed March 6, 2012, <http://www.stc.org/about-stc/the-profession-all-about-technical-communication/defining-tc>.

Verderber, R., *Essentials of Informative Speaking: Theory and Contexts* (Belmont, CA: Wadsworth, 1991), 3.

Vuong, A., “Wanna Read That QR Code? Get the Smartphone App,” *The Denver Post*, April 18, 2011, accessed March 6, 2012, http://www.denverpost.com/business/ci_17868932.

-
1. “About TED,” accessed October 23, 2012, <http://www.ted.com/pages/about>. ↩
-

This page titled [11.1: Informative Speeches](#) is shared under a [CC BY-NC-SA 3.0](#) license and was authored, remixed, and/or curated by [Anonymous](#) via [source content](#) that was edited to the style and standards of the LibreTexts platform; a detailed edit history is available upon request.

11.2: Persuasive Speaking

Learning Objectives

1. Explain how claims, evidence, and warrants function to create an argument.
2. Identify strategies for choosing a persuasive speech topic.
3. Identify strategies for adapting a persuasive speech based on an audience's orientation to the proposition.
4. Distinguish among propositions of fact, value, and policy.
5. Choose an organizational pattern that is fitting for a persuasive speech topic.

We produce and receive persuasive messages daily, but we don't often stop to think about how we make the arguments we do or the quality of the arguments that we receive. In this section, we'll learn the components of an argument, how to choose a good persuasive speech topic, and how to adapt and organize a persuasive message.

Foundation of Persuasion

Persuasive speaking seeks to influence the beliefs, attitudes, values, or behaviors of audience members. In order to persuade, a speaker has to construct arguments that appeal to audience members. Arguments form around three components: claim, evidence, and warrant. The claim is the statement that will be supported by evidence. Your thesis statement is the overarching claim for your speech, but you will make other claims within the speech to support the larger thesis. Evidence, also called grounds, supports the claim. The main points of your persuasive speech and the supporting material you include serve as evidence. For example, a speaker may make the following claim: "There should be a national law against texting while driving." The speaker could then support the claim by providing the following evidence: "Research from the US Department of Transportation has found that texting while driving creates a crash risk that is twenty-three times worse than driving while not distracted." The warrant is the underlying justification that connects the claim and the evidence. One warrant for the claim and evidence cited in this example is that the US Department of Transportation is an institution that funds research conducted by credible experts. An additional and more implicit warrant is that people shouldn't do things they know are unsafe.

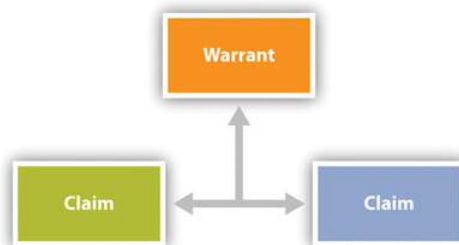


Figure 11.2 Components of an Argument

The quality of your evidence often impacts the strength of your warrant, and some warrants are stronger than others. A speaker could also provide evidence to support their claim advocating for a national ban on texting and driving by saying, "I have personally seen people almost wreck while trying to text." While this type of evidence can also be persuasive, it provides a different type and strength of warrant since it is based on personal experience. In general, the anecdotal evidence from personal experience would be given a weaker warrant than the evidence from the national research report. The same process works in our legal system when a judge evaluates the connection between a claim and evidence. If someone steals my car, I could say to the police, "I'm pretty sure Mario did it because when I said hi to him on campus the other day, he didn't say hi back, which proves he's mad at me." A judge faced with that evidence is unlikely to issue a warrant for Mario's arrest. Fingerprint evidence from the steering wheel that has been matched with a suspect is much more likely to warrant arrest.

As you put together a persuasive argument, you act as the judge. You can evaluate arguments that you come across in your research by analyzing the connection (the warrant) between the claim and the evidence. If the warrant is strong, you may want to highlight that argument in your speech. You may also be able to point out a weak warrant in an argument that goes against your position, which you could then include in your speech. Every argument starts by putting together a claim and evidence, but arguments grow to include many interrelated units.

Choosing a Persuasive Speech Topic

As with any speech, topic selection is important and is influenced by many factors. Good persuasive speech topics are current, controversial, and have important implications for society. If your topic is currently being discussed on television, in newspapers, in the lounges in your dorm, or around your family's dinner table, then it's a current topic. A persuasive speech aimed at getting audience members to wear seat belts in cars wouldn't have much current relevance, given that statistics consistently show that most people wear seat belts. Giving the same speech would have been much more timely in the 1970s when there was a huge movement to increase seat-belt use.

Many topics that are current are also controversial, which is what gets them attention by the media and citizens. Current and controversial topics will be more engaging for your audience. A persuasive speech to encourage audience members to donate blood or recycle wouldn't be very controversial, since the benefits of both practices are widely agreed on. However, arguing that the restrictions on blood donation by men who have had sexual relations with men be lifted would be controversial. I must caution here that controversial is not the same as inflammatory. An inflammatory topic is one that evokes strong reactions from an audience for the sake of provoking a reaction. Being provocative for no good reason or choosing a topic that is extremist will damage your credibility and prevent you from achieving your speech goals.

You should also choose a topic that is important to you and to society as a whole. As we have already discussed in this book, our voices are powerful, as it is through communication that we participate and make change in society. Therefore we should take seriously opportunities to use our voices to speak publicly. Choosing a speech topic that has implications for society is probably a better application of your public speaking skills than choosing to persuade the audience that LeBron James is the best basketball player in the world or that Superman is a better hero than Spiderman. Although those topics may be very important to you, they don't carry the same social weight as many other topics you could choose to discuss. Remember that speakers have ethical obligations to the audience and should take the opportunity to speak seriously.

You will also want to choose a topic that connects to your own interests and passions. If you are an education major, it might make more sense to do a persuasive speech about funding for public education than the death penalty. If there are hot-button issues for you that make you get fired up and veins bulge out in your neck, then it may be a good idea to avoid those when speaking in an academic or professional context.



Figure: Choose a persuasive speech topic that you're passionate about but still able to approach and deliver in an ethical manner.
Michael Vadon – [Nigel Farage](#) – CC BY-SA 2.0.

Choosing such topics may interfere with your ability to deliver a speech in a competent and ethical manner. You want to care about your topic, but you also want to be able to approach it in a way that's going to make people want to listen to you. Most people tune out speakers they perceive to be too ideologically entrenched and write them off as extremists or zealots.

You also want to ensure that your topic is actually persuasive. Draft your thesis statement as an "I believe" statement so your stance on an issue is clear. Also, think of your main points as reasons to support your thesis. Students end up with speeches that aren't very persuasive in nature if they don't think of their main points as reasons. Identifying arguments that counter your thesis is also a good exercise to help ensure your topic is persuasive. If you can clearly and easily identify a competing thesis statement and supporting reasons, then your topic and approach are arguable.

Review of Tips for Choosing a Persuasive Speech Topic

1. Choose a topic that is current.
 - **Not current.** People should use seat belts.
 - **Current.** People should not text while driving.
2. Choose a topic that is controversial.

- **Not controversial.** People should recycle.
 - **Controversial.** Recycling should be mandatory by law.
3. Choose a topic that meaningfully impacts society.
- **Not as impactful.** Superman is the best superhero.
 - **Impactful.** Colleges and universities should adopt zero-tolerance bullying policies.
4. Write a thesis statement that is clearly argumentative and states your stance.
- **Unclear thesis.** Homeschooling is common in the United States.
 - **Clear, argumentative thesis with stance.** Homeschooling does not provide the same benefits of traditional education and should be strictly monitored and limited.

Adapting Persuasive Messages

Competent speakers should consider their audience throughout the speech-making process. Given that persuasive messages seek to directly influence the audience in some way, audience adaptation becomes even more important. If possible, poll your audience to find out their orientation toward your thesis. I read my students' thesis statements aloud and have the class indicate whether they agree with, disagree with, or are neutral in regards to the proposition. It is unlikely that you will have a homogenous audience, meaning that there will probably be some who agree, some who disagree, and some who are neutral. So you may employ all of the following strategies, in varying degrees, in your persuasive speech.

When you have audience members who already agree with your proposition, you should focus on intensifying their agreement. You can also assume that they have foundational background knowledge of the topic, which means you can take the time to inform them about lesser-known aspects of a topic or cause to further reinforce their agreement. Rather than move these audience members from disagreement to agreement, you can focus on moving them from agreement to action. Remember, calls to action should be as specific as possible to help you capitalize on audience members' motivation in the moment so they are more likely to follow through on the action.

There are two main reasons audience members may be neutral in regards to your topic: (1) they are uninformed about the topic or (2) they do not think the topic affects them. In this case, you should focus on instilling a concern for the topic. Uninformed audiences may need background information before they can decide if they agree or disagree with your proposition. If the issue is familiar but audience members are neutral because they don't see how the topic affects them, focus on getting the audience's attention and demonstrating relevance. Remember that concrete and proxemic supporting materials will help an audience find relevance in a topic. Students who pick narrow or unfamiliar topics will have to work harder to persuade their audience, but neutral audiences often provide the most chance of achieving your speech goal since even a small change may move them into agreement.

When audience members disagree with your proposition, you should focus on changing their minds. To effectively persuade, you must be seen as a credible speaker. When an audience is hostile to your proposition, establishing credibility is even more important, as audience members may be quick to discount or discredit someone who doesn't appear prepared or doesn't present well-researched and supported information. Don't give an audience a chance to write you off before you even get to share your best evidence. When facing a disagreeable audience, the goal should also be small change. You may not be able to switch someone's position completely, but influencing him or her is still a success. Aside from establishing your credibility, you should also establish common ground with an audience.



Figure: Build common ground with disagreeable audiences and acknowledge areas of disagreement. Chris-Havard Berge – [Shaking Hands](#) – CC BY-NC 2.0.

Acknowledging areas of disagreement and logically refuting counterarguments in your speech is also a way to approach persuading an audience in disagreement, as it shows that you are open-minded enough to engage with other perspectives.

Determining Your Proposition

The proposition of your speech is the overall direction of the content and how that relates to the speech goal. A persuasive speech will fall primarily into one of three categories: propositions of fact, value, or policy. A speech may have elements of any of the three propositions, but you can usually determine the overall proposition of a speech from the specific purpose and thesis statements.

Propositions of fact focus on beliefs and try to establish that something “is or isn’t.” Propositions of value focus on persuading audience members that something is “good or bad,” “right or wrong,” or “desirable or undesirable.” Propositions of policy advocate that something “should or shouldn’t” be done. Since most persuasive speech topics can be approached as propositions of fact, value, or policy, it is a good idea to start thinking about what kind of proposition you want to make, as it will influence how you go about your research and writing. As you can see in the following example using the topic of global warming, the type of proposition changes the types of supporting materials you would need:

- **Proposition of fact.** Global warming is **caused** by increased greenhouse gases related to human activity.
- **Proposition of value.** America’s disproportionately large amount of pollution relative to other countries is **wrong**.
- **Proposition of policy.** There **should** be stricter emission restrictions on individual cars.

To support propositions of fact, you would want to present a logical argument based on objective facts that can then be used to build persuasive arguments. Propositions of value may require you to appeal more to your audience’s emotions and cite expert and lay testimony. Persuasive speeches about policy usually require you to research existing and previous laws or procedures and determine if any relevant legislation or propositions are currently being considered.

“Getting Critical”

Persuasion and Masculinity

The traditional view of rhetoric that started in ancient Greece and still informs much of our views on persuasion today has been critiqued for containing Western and masculine biases. Traditional persuasion has been linked to Western and masculine values of domination, competition, and change, which have been critiqued as coercive and violent (Gearhart, 1979).

Communication scholars proposed an alternative to traditional persuasive rhetoric in the form of invitational rhetoric. Invitational rhetoric differs from a traditional view of persuasive rhetoric that “attempts to win over an opponent, or to advocate the correctness of a single position in a very complex issue” (Bone et al., 2008). Instead, invitational rhetoric proposes a model of reaching consensus through dialogue. The goal is to create a climate in which growth and change can

occur but isn't required for one person to "win" an argument over another. Each person in a communication situation is acknowledged to have a standpoint that is valid but can still be influenced through the offering of alternative perspectives and the invitation to engage with and discuss these standpoints (Ryan & Natalle, 2001). Safety, value, and freedom are three important parts of invitational rhetoric. Safety involves a feeling of security in which audience members and speakers feel like their ideas and contributions will not be denigrated. Value refers to the notion that each person in a communication encounter is worthy of recognition and that people are willing to step outside their own perspectives to better understand others. Last, freedom is present in communication when communicators do not limit the thinking or decisions of others, allowing all participants to speak up (Bone et al., 2008).

Invitational rhetoric doesn't claim that all persuasive rhetoric is violent. Instead, it acknowledges that some persuasion is violent and that the connection between persuasion and violence is worth exploring. Invitational rhetoric has the potential to contribute to the civility of communication in our society. When we are civil, we are capable of engaging with and appreciating different perspectives while still understanding our own. People aren't attacked or reviled because their views diverge from ours. Rather than reducing the world to "us against them, black or white, and right or wrong," invitational rhetoric encourages us to acknowledge human perspectives in all their complexity (Bone et al., 2008).

1. What is your reaction to the claim that persuasion includes Western and masculine biases?
2. What are some strengths and weaknesses of the proposed alternatives to traditional persuasion?
3. In what situations might an invitational approach to persuasion be useful? In what situations might you want to rely on traditional models of persuasion?

Organizing a Persuasive Speech

We have already discussed several patterns for organizing your speech, but some organization strategies are specific to persuasive speaking. Some persuasive speech topics lend themselves to a topical organization pattern, which breaks the larger topic up into logical divisions. Earlier, in the chapter titled "Preparing a Speech", we discussed recency and primacy, and in this chapter we discussed adapting a persuasive speech based on the audience's orientation toward the proposition. These concepts can be connected when organizing a persuasive speech topically. Primacy means putting your strongest information first and is based on the idea that audience members put more weight on what they hear first. This strategy can be especially useful when addressing an audience that disagrees with your proposition, as you can try to win them over early. Recency means putting your strongest information last to leave a powerful impression. This can be useful when you are building to a climax in your speech, specifically if you include a call to action.

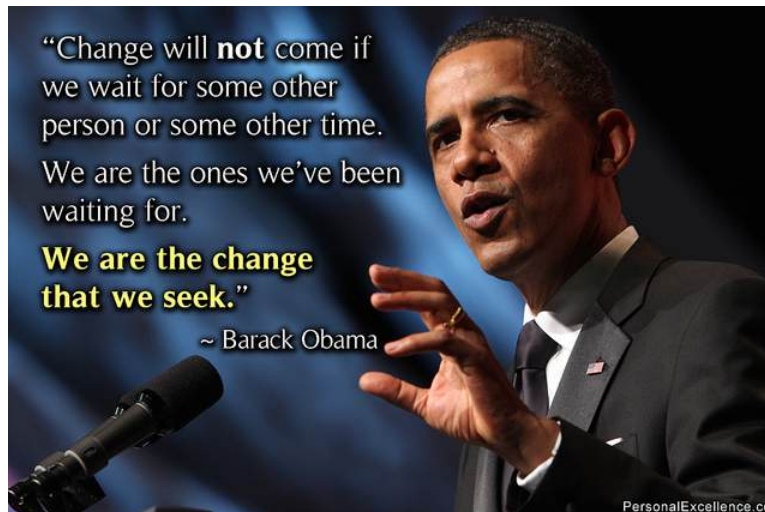


Figure: Putting your strongest argument last can help motivate an audience to action. Celestine Chua – The Change – CC BY 2.0.

The problem-solution pattern is an organizational pattern that advocates for a particular approach to solve a problem. You would provide evidence to show that a problem exists and then propose a solution with additional evidence or reasoning to justify the course of action. One main point addressing the problem and one main point addressing the solution may be sufficient, but you are not limited to two. You could add a main point between the problem and solution that outlines other solutions that have failed. You

can also combine the problem-solution pattern with the cause-effect pattern or expand the speech to fit with Monroe's Motivated Sequence.

As was mentioned in the chapter titled "Preparing a Speech", the cause-effect pattern can be used for informative speaking when the relationship between the cause and effect is not contested. The pattern is more fitting for persuasive speeches when the relationship between the cause and effect is controversial or unclear. There are several ways to use causes and effects to structure a speech. You could have a two-point speech that argues from cause to effect or from effect to cause. You could also have more than one cause that lead to the same effect or a single cause that leads to multiple effects. The following are some examples of thesis statements that correspond to various organizational patterns. As you can see, the same general topic area, prison overcrowding, is used for each example. This illustrates the importance of considering your organizational options early in the speech-making process, since the pattern you choose will influence your researching and writing.

Persuasive Speech Thesis Statements by Organizational Pattern

- **Problem-solution.** Prison overcrowding is a serious problem that we can solve by finding alternative rehabilitation for nonviolent offenders.
- **Problem–failed solution–proposed solution.** Prison overcrowding is a serious problem that shouldn't be solved by building more prisons; instead, we should support alternative rehabilitation for nonviolent offenders.
- **Cause-effect.** Prisons are overcrowded with nonviolent offenders, which leads to lesser sentences for violent criminals.
- **Cause-cause-effect.** State budgets are being slashed and prisons are overcrowded with nonviolent offenders, which leads to lesser sentences for violent criminals.
- **Cause-effect-effect.** Prisons are overcrowded with nonviolent offenders, which leads to increased behavioral problems among inmates and lesser sentences for violent criminals.
- **Cause-effect-solution.** Prisons are overcrowded with nonviolent offenders, which leads to lesser sentences for violent criminals; therefore we need to find alternative rehabilitation for nonviolent offenders.

Monroe's Motivated Sequence is an organizational pattern designed for persuasive speaking that appeals to audience members' needs and motivates them to action. If your persuasive speaking goals include a call to action, you may want to consider this organizational pattern. We already learned about the five steps of Monroe's Motivated Sequence in the chapter titled "Preparing a Speech", but we will review them here with an example:

1. Step 1: Attention

- Hook the audience by making the topic relevant to them.
- Imagine living a full life, retiring, and slipping into your golden years. As you get older you become more dependent on others and move into an assisted-living facility. Although you think life will be easier, things get worse as you experience abuse and mistreatment from the staff. You report the abuse to a nurse and wait, but nothing happens and the abuse continues. Elder abuse is a common occurrence, and unlike child abuse, there are no laws in our state that mandate complaints of elder abuse be reported or investigated.

2. Step 2: Need

- Cite evidence to support the fact that the issue needs to be addressed.
- According to the American Psychological Association, one to two million elderly US Americans have been abused by their caretakers. In our state, those in the medical, psychiatric, and social work field are required to report suspicion of child abuse but are not mandated to report suspicions of elder abuse.

3. Step 3: Satisfaction

- Offer a solution and persuade the audience that it is feasible and well thought out.
- There should be a federal law mandating that suspicion of elder abuse be reported and that all claims of elder abuse be investigated.

4. Step 4: Visualization

- Take the audience beyond your solution and help them visualize the positive results of implementing it or the negative consequences of not.
- Elderly people should not have to live in fear during their golden years. A mandatory reporting law for elderly abuse will help ensure that the voices of our elderly loved ones will be heard.

5. Step 5: Action

- Call your audience to action by giving them concrete steps to follow to engage in a particular action or to change a thought or behavior.
- I urge you to take action in two ways. First, raise awareness about this issue by talking to your own friends and family. Second, contact your representatives at the state and national level to let them know that elder abuse should be taken seriously and given the same level of importance as other forms of abuse. I brought cards with the contact information for our state and national representatives for this area. Please take one at the end of my speech. A short e-mail or phone call can help end the silence surrounding elder abuse.

Key Takeaways

- Arguments are formed by making claims that are supported by evidence. The underlying justification that connects the claim and evidence is the warrant. Arguments can have strong or weak warrants, which will make them more or less persuasive.
- Good persuasive speech topics are current, controversial (but not inflammatory), and important to the speaker and society.
- Speakers should adapt their persuasive approach based on audience members' orientation toward the proposal.
 - When audience members agree with the proposal, focus on intensifying their agreement and moving them to action.
 - When audience members are neutral in regards to the proposition, provide background information to better inform them about the issue and present information that demonstrates the relevance of the topic to the audience.
 - When audience members disagree with the proposal, focus on establishing your credibility, build common ground with the audience, and incorporate counterarguments and refute them.
- Persuasive speeches include the following propositions: fact, value, and policy.
 - Propositions of fact focus on establishing that something “is or isn’t” or is “true or false.”
 - Propositions of value focus on persuading an audience that something is “good or bad,” “right or wrong,” or “desirable or undesirable.”
 - Propositions of policy advocate that something “should or shouldn’t” be done.
- Persuasive speeches can be organized using the following patterns: problem-solution, cause-effect, cause-effect-solution, or Monroe’s Motivated Sequence.

Exercises

1. Getting integrated: Give an example of persuasive messages that you might need to create in each of the following contexts: academic, professional, personal, and civic. Then do the same thing for persuasive messages you may receive.
2. To help ensure that your persuasive speech topic is persuasive and not informative, identify the claims, evidence, and warrants you may use in your argument. In addition, write a thesis statement that refutes your topic idea and identify evidence and warrants that could support that counterargument.
3. Determine if your speech is primarily a proposition of fact, value, or policy. How can you tell? Identify an organizational pattern that you think will work well for your speech topic, draft one sentence for each of your main points, and arrange them according to the pattern you chose.

References

Bone, J. E., Cindy L. Griffin, and T. M. Linda Scholz, “Beyond Traditional Conceptualizations of Rhetoric: Invitational Rhetoric and a Move toward Civility,” *Western Journal of Communication* 72 (2008): 436.

Gearhart, S. M., “The Womanization of Rhetoric,” *Women’s Studies International Quarterly* 2 (1979): 195–201.

Ryan, K. J., and Elizabeth J. Natalle, “Fusing Horizons: Standpoint Hermeneutics and Invitational Rhetoric,” *Rhetoric Society Quarterly* 31 (2001): 69–90.

This page titled [11.2: Persuasive Speaking](#) is shared under a [CC BY-NC-SA 3.0](#) license and was authored, remixed, and/or curated by [Anonymous](#) via [source content](#) that was edited to the style and standards of the LibreTexts platform; a detailed edit history is available upon request.

11.3: Persuasive Reasoning and Fallacies

Learning Objectives

1. Define inductive, deductive, and causal reasoning.
2. Evaluate the quality of inductive, deductive, and causal reasoning.
3. Identify common fallacies of reasoning.

Persuasive speakers should be concerned with what strengthens and weakens an argument. Earlier we discussed the process of building an argument with claims and evidence and how warrants are the underlying justifications that connect the two. We also discussed the importance of evaluating the strength of a warrant, because strong warrants are usually more persuasive. Knowing different types of reasoning can help you put claims and evidence together in persuasive ways and help you evaluate the quality of arguments that you encounter. Further, being able to identify common fallacies of reasoning can help you be a more critical consumer of persuasive messages.

Reasoning

Reasoning refers to the process of making sense of things around us. In order to understand our experiences, draw conclusions from information, and present new ideas, we must use reasoning. We often reason without being aware of it, but becoming more aware of how we think can empower us to be better producers and consumers of communicative messages. The three types of reasoning we will explore are inductive, deductive, and causal.

Inductive Reasoning

Inductive reasoning reaches conclusions through the citation of examples and is the most frequently used form of logical reasoning (Walter, 1966). While introductory speakers are initially attracted to inductive reasoning because it seems easy, it can be difficult to employ well. Inductive reasoning, unlike deductive reasoning, doesn't result in true or false conclusions. Instead, since conclusions are generalized based on observations or examples, conclusions are "more likely" or "less likely." Despite the fact that this type of reasoning isn't definitive, it can still be valid and persuasive.

Some arguments based on inductive reasoning will be more cogent, or convincing and relevant, than others. For example, inductive reasoning can be weak when claims are made too generally. An argument that fraternities should be abolished from campus because they contribute to underage drinking and do not uphold high academic standards could be countered by providing examples of fraternities that sponsor alcohol education programming for the campus and have members that have excelled academically (Walter, 1966). In this case, one overly general claim is countered by another general claim, and both of them have some merit. It would be more effective to present a series of facts and reasons and then share the conclusion or generalization that you have reached from them.

You can see inductive reasoning used in the following speech excerpt from President George W. Bush's address to the nation on the evening of September 11, 2001. Notice how he lists a series of events from the day, which builds to his conclusion that the terrorist attacks failed in their attempt to shake the foundation of America.

Today, our fellow citizens, our way of life, our very freedom came under attack in a series of deliberate and deadly terrorist acts. The victims were in airplanes or in their offices: secretaries, business men and women, military and federal workers, moms and dads, friends and neighbors. Thousands of lives were suddenly ended by evil, despicable acts of terror. The pictures of airplanes flying into buildings, fires burning, huge—huge structures collapsing have filled us with disbelief, terrible sadness, and a quiet, unyielding anger. These acts of mass murder were intended to frighten our nation into chaos and retreat. But they have failed. Our country is strong.

A great people has been moved to defend a great nation. Terrorist attacks can shake the foundations of our biggest buildings, but they cannot touch the foundation of America.



Using inductive reasoning, speakers reach conclusions through the citation of examples.

Claire Sambrook – [UM...](#) – CC BY-NC 2.0.

If a speaker is able to provide examples that are concrete, proxemic, and relevant to the audience, as Bush did in this example, audience members are prompted to think of additional examples that connect to their own lives. Inductive reasoning can be useful when an audience disagrees with your proposition. As you present logically connected examples as evidence that build to a conclusion, the audience may be persuaded by your evidence before they realize that the coming conclusion will counter what they previously thought. This also sets up cognitive dissonance, which is a persuasive strategy we will discuss later.

Reasoning by analogy is a type of inductive reasoning that argues that what is true in one set of circumstances will be true in another (Walter, 1966). Reasoning by analogy has been criticized and questioned by logicians, since two sets of circumstances are never exactly the same. While this is true, our goal when using reasoning by analogy in persuasive speaking is not to create absolutely certain conclusions but to cite cases and supporting evidence that can influence an audience. For example, let's say you are trying to persuade a university to adopt an alcohol education program by citing the program's success at other institutions. Since two universities are never exactly the same, the argument can't be airtight. To better support this argument, you could first show that the program was actually successful using various types of supporting material such as statistics from campus offices and testimony from students and staff. Second, you could show how the cases relate by highlighting similarities in the campus setting, culture, demographics, and previous mission. Since you can't argue that the schools are similar in all ways, choose to highlight significant similarities. Also, it's better to acknowledge significant limitations of the analogy and provide additional supporting material to address them than it is to ignore or hide such limitations.

So how do we evaluate inductive reasoning? When inductive reasoning is used to test scientific arguments, there is rigorous testing and high standards that must be met for a conclusion to be considered valid. Inductive reasoning in persuasive speaking is employed differently. A speaker cannot cite every example that exists to build to a conclusion, so to evaluate inductive reasoning you must examine the examples that are cited in ways other than quantity. First, the examples should be sufficient, meaning that enough are cited to support the conclusion. If not, you risk committing the hasty generalization fallacy. A speaker can expect that

the audience will be able to think of some examples as well, so there is no set number on how many examples is sufficient. If the audience is familiar with the topic, then fewer examples are probably sufficient, while more may be needed for unfamiliar topics. A speaker can make his or her use of reasoning by example more powerful by showing that the examples correspond to the average case, which may require additional supporting evidence in the form of statistics. Arguing that teacher salaries should be increased by providing an example of a teacher who works side jobs and pays for his or her own school supplies could be effectively supported by showing that this teacher's salary corresponds to the national average (Walter, 1966).

Second, the examples should be typical, meaning they weren't cherry-picked to match the point being argued. A speaker who argues to defund the National Endowment for the Arts (NEA) because the organization supports art that is "pornographic and offensive" may cite five examples of grants given for projects that caused such controversy. Failing to mention that these examples were pulled from the more than 128,000 grants issued by the NEA would be an inappropriate use of inductive reasoning since the examples aren't sufficient or typical enough to warrant the argument. Another way to support inductive arguments is to show that the examples are a fair sample, meaning they are representative of the larger whole. Arguing that college athletes shouldn't receive scholarships because they do not have the scholastic merit of other students and have less academic achievement could be supported by sharing several examples. But if those examples were not representative, then they are biased, and the reasoning faulty. A speaker would need to show that the athletes used in the example are representative, in terms of their race, gender, sport, and background, of the population of athletes at the university.

Deductive Reasoning

Deductive reasoning derives specifics from what is already known. It was the preferred form of reasoning used by ancient rhetoricians like Aristotle to make logical arguments (Cooper & Nothstine, 1996). A syllogism is an example of deductive reasoning that is commonly used when teaching logic. A syllogism is an example of deductive reasoning in which a conclusion is supported by major and minor premises. The conclusion of a valid argument can be deduced from the major and minor premises. A commonly used example of a syllogism is "All humans are mortal. Socrates is a human. Socrates is mortal." In this case, the conclusion, "Socrates is mortal," is derived from the major premise, "All humans are mortal," and the minor premise, "Socrates is a human." In some cases, the major and minor premises of a syllogism may be taken for granted as true. In the previous example, the major premise is presumed true because we have no knowledge of an immortal person to disprove the statement. The minor premise is presumed true because Socrates looks and acts like other individuals we know to be human. Detectives or scientists using such logic would want to test their conclusion. We could test our conclusion by stabbing Socrates to see if he dies, but since the logic of the syllogism is sound, it may be better to cut Socrates a break and deem the argument valid. Since most arguments are more sophisticated than the previous example, speakers need to support their premises with research and evidence to establish their validity before deducing their conclusion.

A syllogism can lead to incorrect conclusions if one of the premises isn't true, as in the following example:

- All presidents have lived in the White House. (Major premise)
- George Washington was president. (Minor premise)
- George Washington lived in the White House. (Conclusion)

In the previous example, the major premise was untrue, since John Adams, our second president, was the first president to live in the White House. This causes the conclusion to be false. A syllogism can also exhibit faulty logic even if the premises are both true but are unrelated, as in the following example:

- Penguins are black and white. (Major premise)
- Some old television shows are black and white. (Minor premise)
- Some penguins are old television shows. (Conclusion)



Like in the game of Clue, real-life detectives use deductive reasoning to draw a conclusion about who committed a crime based on the known evidence.

Sleepmyf – [Lego detective](#) – CC BY-NC-ND 2.0.

Causal Reasoning

Causal reasoning argues to establish a relationship between a cause and an effect. When speakers attempt to argue for a particular course of action based on potential positive or negative consequences that may result, they are using causal reasoning. Such reasoning is evident in the following example: Eating more local foods will boost the local economy and make you healthier. The “if/then” relationship that is set up in causal reasoning can be persuasive, but the reasoning isn’t always sound. Rather than establishing a true cause-effect relationship, speakers more often set up a correlation, which means there is a relationship between two things but there are other contextual influences.

To use causal reasoning effectively and ethically, speakers should avoid claiming a direct relationship between a cause and an effect when such a connection cannot be proven. Instead of arguing that “x caused y,” it is more accurate for a speaker to say “x influenced y.” Causal thinking is often used when looking to blame something or someone, as can be seen in the following example: It’s the president’s fault that the economy hasn’t recovered more. While such a statement may garner a speaker some political capital, it is not based on solid reasoning. Economic and political processes are too complex to distill to such a simple cause-effect relationship. A speaker would need to use more solid reasoning, perhaps inductive reasoning through examples, to build up enough evidence to support that a correlation exists and a causal relationship is likely. When using causal reasoning, present evidence that shows the following: (1) the cause occurred before the effect, (2) the cause led to the effect, and (3) it is unlikely that other causes produced the effect.

Review of Types of Reasoning

- **Inductive.** Arguing from examples to support a conclusion; includes reasoning by analogy. Examples should be sufficient, typical, and representative to warrant a strong argument.

- **Deductive.** Deriving specifics from what is already known; includes syllogisms. Premises that lead to a conclusion must be true, relevant, and related for the argument to be valid.
- **Causal.** Argues to establish a relationship between a cause and an effect. Usually involves a correlation rather than a true causal relationship.

Fallacies of Reasoning

Fallacies are flaws within the logic or reasoning of an argument. Although we will discuss 10 common fallacies, more than 125 have been identified and named. It's important to note that the presence of a fallacy in an argument doesn't mean that it can't be persuasive. In fact, many people are persuaded by fallacious arguments because they do not identify the fallacy within the argument. Fallacies are often the last effort of uninformed or ill-prepared speakers who find that they have nothing better to say. Being aware of the forms of reasoning and fallacies makes us more critical consumers of persuasive messages, which is a substantial benefit of studying persuasive speaking that affects personal, political, and professional aspects of our lives.

Hasty Generalization

The hasty generalization fallacy relates to inductive reasoning and is the result of too few examples being cited to warrant the generalization. Jumping to conclusions is tempting, especially when pressed for time, but making well-researched and supported arguments is key to being an effective and ethical speaker. Making a claim that train travel is not safe and citing two recent derailments that resulted in injury doesn't produce a strong warrant when viewed in relation to the number of train passengers who travel safely every day.

False Analogy

The false analogy fallacy also relates to inductive reasoning and results when the situations or circumstances being compared are not similar enough. A common false analogy that people make is comparing something to putting a person on the moon: "If we can put a person on the moon, why can't we figure out a way to make the tax code easier to understand?" This question doesn't acknowledge the different skill sets and motivations involved in the two examples being compared.

False Cause

The false cause fallacy relates to causal reasoning and occurs when a speaker argues, with insufficient evidence, that one thing caused or causes another. When I was in high school, teachers used to say that wearing baseball caps would make us go bald when we got older. In an attempt to persuade us to not wear hats in the classroom, they were arguing, fallaciously, that wearing baseball caps is what causes baldness. When a false cause argument is made after the "effect," it is referred to in Latin as *post hoc ergo propter hoc*, which means "after this, therefore because of this." Blaming bad fortune on superstitions is a good example of faulty reasoning that tries to argue for a connection between an "effect" that has already occurred and its preceding "cause." My bad luck is more likely attributable to poor decisions I have made or random interference than the mirror I broke while moving two years ago.



Figure: Superstitious beliefs often exemplify the false cause fallacy. Is the broken mirror really the cause of your bad luck?. Tim Sheerman-Chase – [Seven Years Bad Luck](#) – CC BY 2.0.

False Authority

The false authority fallacy results when the person making an argument doesn't actually have the qualifications to be credible but is perceived as credible because they are respected or admired. Despite the fact that this form of argument is fallacious, it is obviously quite effective. Advertisers spend millions of dollars to get celebrities and athletes to sell us their products because of the persuasive potential these stars carry in their persona, not in their ability to argue a point. Voters might be persuaded to support a candidate because of a famous musician's endorsement without questioning the political beliefs of either the musician or the politician to see if they match up with their own.

Bandwagon

Parents and other sources of guidance in our lives have tried to keep us from falling for the bandwagon fallacy. When your mom responds to your argument that you should get to go to the party because everyone else is by asking, "If everyone else jumped off a bridge, would you?" she is rightfully pointing out the fallacy in your argument. In a public-speaking-related example, I have had students try to persuade their audience to buy and eat more organic foods based on their increasing popularity. In short, popular appeal and frequency of use are not strong warrants to support an argument. Just because something is popular, doesn't mean it's good.

False Dilemma

The false dilemma fallacy occurs when a speaker rhetorically backs his or her audience into a corner, presenting them with only two options and arguing that they must choose either one or the other. This is also known as the "either/or" fallacy. Critical thinkers know that the world can't be simplified to black and white, good and bad, or right and wrong. Yet many people rely on such oversimplifications when making arguments. A speaker who argues that immigrants to the United States should learn English or go back to their own country doesn't acknowledge that there are many successful immigrants who have successful lives and contribute to society without speaking English fluently. The speaker also ignores the fact that many immigrants do not have access to English language instruction or the time to take such classes because they are busy with their own jobs and families. Granted, such a rhetorical strategy does make it easier to discuss complex issues and try to force people into a decision, but it also removes gray area in the form of context that can be really important for making a decision. Be critical of speakers and messages that claim there are only two options from which to choose.

Ad Hominem

Ad hominem means "to the person" in Latin and refers to a common fallacy of attacking a person rather than an argument. Elementary school playgrounds and middle school hallways are often sites of ad hominem attacks. When one person runs out of good reasons to support their argument and retorts to the other, "Well you're ugly!" they have resorted to a fallacious ad hominem

argument. You probably aren't surprised to know that politicians frequently rely on personal attacks, especially when they are sponsored by political action committees (PACs). The proliferation of these organizations resulted in an increase in "attack ads" during the 2012 presidential race. While all fallacious arguments detract from the quality of public communication, ad hominem arguments in particular diminish the civility of our society.

Slippery Slope

The slippery slope fallacy occurs when a person argues that one action will inevitably lead to a series of other actions. If we take one step down an icy hill it becomes difficult to get back up and you slide all the way down even though you only wanted to take one step. A slippery slope fallacy in a speech about US foreign policy might take the form of the following argument: If the United States goes to help this country in need, then we will be expected to intervene any time there's a conflict in the world.

Red Herring

The red herring fallacy is my favorite because it has an interesting origin—and it was used in *Scooby Doo*! The origin of the name of this fallacy comes from old foxhunting practices in England. When the hunters were training their dogs to stay on the trail of a fox, they would mark a trail with fox scent so the dog could practice following the scent. As a further test, they would take the smell of fish (like a red herring) and create a second trail leading in another direction. If a dog left the scent of the fox trail to follow the stronger and more noticeable scent trail left by the red herring, then the dog failed the test. The smartest and best-trained dogs weren't distracted by the fishy trail and stayed on the path. Basically every episode of *Scooby Doo* involves a red herring trick—for example, when the ghost at the amusement park turns out to be a distraction created by the owner to cover up his financial problems and shady business practices. A speaker who uses the red herring fallacy makes an argument that distracts from the discussion at hand. Bringing up socialism during an argument about nationalized health care is an example of a red herring fallacy.

Appeal to Tradition

The appeal to tradition fallacy argues that something should continue because "it's the way things have been done before." Someone may use this type of argument when they feel threatened by a potential change. People who oppose marriage rights for gay and lesbian people often argue that the definition of marriage shouldn't change because of its traditional meaning of a "union between one man and one woman." Such appeals often overstate the history and prevalence of the "tradition." Within the United States, many departures from traditional views of marriage have led to changes that we accept as normal today. Within the past one hundred years we have seen law changes that took away men's rights to beat their wives and make decisions for them. And it wasn't until 1993 that every state made marital rape a crime, which changed the millennia-old "tradition" that women were obligated to have sex with their husbands (Coontz, 2006). Many people are resistant to or anxious about change, which is understandable, but this doesn't form the basis of a good argument.

Review of Fallacies

- **Hasty generalization.** Inductive reasoning fallacy that occurs when too few examples are cited to warrant a conclusion.
- **False analogy.** Inductive reasoning fallacy that occurs when situations or circumstances being compared are not similar enough.
- **False cause.** Causal reasoning fallacy that occurs when a speaker argues with insufficient evidence that one thing caused/causes another.
- **False authority.** Fallacy that occurs when a person making an argument doesn't have the knowledge or qualifications to be credible but is perceived as credible because they are respected or admired.
- **Bandwagon.** Fallacy that relies on arguing for a course of action or belief because it is commonly done or held.
- **False dilemma.** Fallacy that occurs when a speaker presents an audience only two options and argues they must choose one or the other.
- **Ad hominem.** Fallacy that occurs when a speaker attacks another person rather than his or her argument.
- **Slippery slope.** Fallacy that occurs when a person argues that one action will inevitably lead to a series of other actions.
- **Red herring.** Fallacy that occurs when a speaker poses an argument that is meant to distract from the argument at hand.
- **Appeal to tradition.** Fallacy that results when a speaker argues that something should continue because "it's the way things have been done before."

Key Takeaways

- We use reasoning to make sense of the world around us and draw conclusions. Three types of reasoning are inductive, deductive, and causal.
 - Inductive reasoning refers to arguments that persuade by citing examples that build to a conclusion. Examples should be sufficient, typical, and representative to warrant a strong argument. Reasoning by analogy argues that what is true in one set of circumstances will be true in another, and is an example of inductive reasoning.
 - Deductive reasoning refers to arguments that derive specifics from what is already known and includes syllogisms. Premises that lead to the conclusion must be true and relevant for the argument to be valid.
 - Causal reasoning refers to arguments that establish a relationship between a cause and an effect and usually involves a correlation rather than a true causal relationship.
- Fallacies refer to flaws within the logic or reasoning of an argument. Ten fallacies of reasoning discussed in this chapter are hasty generalization, false analogy, false cause, false authority, false dilemma, ad hominem, slippery slope, red herring, and appeal to tradition.

Exercises

1. Identify examples of inductive, deductive, and causal reasoning in the sample persuasive speech on education in prisons included in Section 4.3 “Nonverbal Communication Competence”.
2. People often use fallacies in arguments, usually without knowing it. Being able to identify fallacies is an important critical thinking skill. Find a letter to the editor in a paper or online and see if you can identify any of the ten fallacies discussed in this chapter.
3. Of the ten fallacies discussed in the chapter, which do you think is the most unethical and why?

References

Coontz, S., “Traditional Marriage Has Changed a Lot,” *Seattle Post Intelligencer*, February 23, 2006, accessed March 6, 2012, <http://www.seattlepi.com/default/article/Traditional-marriage-has-changed-a-lot-1196563.php>.

Cooper, M. D., and William L. Nothstine, *Power Persuasion: Moving an Ancient Art into the Media Age* (Greenwood, IN: Educational Video Group, 1996), 27.

Walter, O. M., *Speaking to Inform and Persuade* (New York: Macmillan, 1966), 58.

This page titled [11.3: Persuasive Reasoning and Fallacies](#) is shared under a [CC BY-NC-SA 3.0](#) license and was authored, remixed, and/or curated by [Anonymous](#) via [source content](#) that was edited to the style and standards of the LibreTexts platform; a detailed edit history is available upon request.

11.4: Persuasive Strategies

Learning Objectives

1. Identify common persuasive strategies.
2. Explain how speakers develop ethos.
3. Explain how speakers appeal to logos and pathos.
4. Explain how cognitive dissonance works as a persuasive strategy.
5. Explain the relationship between motivation and appeals to needs as persuasive strategies.

Do you think you are easily persuaded? If you are like most people, you aren't swayed easily to change your mind about something. Persuasion is difficult because changing views often makes people feel like they were either not informed or ill informed, which also means they have to admit they were wrong about something. We will learn about nine persuasive strategies that you can use to more effectively influence audience members' beliefs, attitudes, and values. They are ethos, logos, pathos, positive motivation, negative motivation, cognitive dissonance, appeal to safety needs, appeal to social needs, and appeal to self-esteem needs.

Ethos, Logos, and Pathos

Ethos, logos, and pathos were Aristotle's three forms of rhetorical proof, meaning they were primary to his theories of persuasion. Ethos refers to the credibility of a speaker and includes three dimensions: competence, trustworthiness, and dynamism. The two most researched dimensions of credibility are competence and trustworthiness (Stiff & Mongeau, 2003).

Competence refers to the perception of a speaker's expertise in relation to the topic being discussed. A speaker can enhance their perceived competence by presenting a speech based in solid research and that is well organized and practiced. Competent speakers must know the content of their speech and be able to effectively deliver that content. Trustworthiness refers to the degree that audience members perceive a speaker to be presenting accurate, credible information in a nonmanipulative way. Perceptions of trustworthiness come from the content of the speech and the personality of the speaker. In terms of content, trustworthy speakers consider the audience throughout the speech-making process, present information in a balanced way, do not coerce the audience, cite credible sources, and follow the general principles of communication ethics. In terms of personality, trustworthy speakers are also friendly and warm (Stiff & Mongeau, 2003).

Dynamism refers to the degree to which audience members perceive a speaker to be outgoing and animated (Stiff & Mongeau, 2003). Two components of dynamism are charisma and energy. Charisma refers to a mixture of abstract and concrete qualities that make a speaker attractive to an audience. Charismatic people usually know they are charismatic because they've been told that in their lives, and people have been attracted to them.



Dynamic speakers develop credibility through their delivery skills.

City Temple SDA Church, Dallas, Texas – February 2, 2013, Oakwood University, Dynamic Priase – CC BY-SA 2.0.

Unfortunately, charisma is difficult to intentionally develop, and some people seem to have a naturally charismatic personality, while others do not. Even though everyone can't embody the charismatic aspect of dynamism, the other component of dynamism, energy, is something that everyone can tap into. Communicating enthusiasm for your topic and audience by presenting relevant content and using engaging delivery strategies such as vocal variety and eye contact can increase your dynamism.

Logos refers to the reasoning or logic of an argument. The presence of fallacies would obviously undermine a speaker's appeal to logos. Speakers employ logos by presenting credible information as supporting material and verbally citing their sources during their speech. Using the guidelines from our earlier discussion of reasoning will also help a speaker create a rational appeal. Research shows that messages are more persuasive when arguments and their warrants are made explicit (Stiff & Mongeau, 2003). Carefully choosing supporting material that is verifiable, specific, and unbiased can help a speaker appeal to logos. Speakers can also appeal to logos by citing personal experience and providing the credentials and/or qualifications of sources of information (Cooper & Nothstine, 1996). Presenting a rational and logical argument is important, but speakers can be more effective persuaders if they bring in and refute counterarguments. The most effective persuasive messages are those that present two sides of an argument and refute the opposing side, followed by single argument messages, followed by messages that present counterarguments but do not refute them (Stiff & Mongeau, 2003). In short, by clearly showing an audience why one position is superior to another, speakers do not leave an audience to fill in the blanks of an argument, which could diminish the persuasive opportunity.

Pathos refers to emotional appeals. Aristotle was suspicious of too much emotional appeal, yet this appears to have become more acceptable in public speaking. Stirring emotions in an audience is a way to get them involved in the speech, and involvement can create more opportunities for persuasion and action. Reading in the paper that a house was burglarized may get your attention, but think about how different your reaction would be if you found out it was your own home. Intentionally stirring someone's emotions to get them involved in a message that has little substance would be unethical. Yet such spellbinding speakers have taken advantage of people's emotions to get them to support causes, buy products, or engage in behaviors that they might not otherwise, if given the chance to see the faulty logic of a message.

Effective speakers should use emotional appeals that are also logically convincing, since audiences may be suspicious of a speech that is solely based on emotion. Emotional appeals are effective when you are trying to influence a behavior or you want your audience to take immediate action (Stiff & Mongeau, 2003). Emotions lose their persuasive effect more quickly than other types of persuasive appeals. Since emotions are often reactionary, they fade relatively quickly when a person is removed from the provoking situation (Fletcher, 2001).

Emotional appeals are also difficult for some because they require honed delivery skills and the ability to use words powerfully and dramatically. The ability to use vocal variety, cadence, and repetition to rouse an audience's emotion is not easily attained. Think of how stirring Martin Luther King Jr.'s "I Have a Dream" speech was due to his ability to evoke the emotions of the audience. Dr. King used powerful and creative language in conjunction with his vocalics to deliver one of the most famous speeches in our history. Using concrete and descriptive examples can paint a picture in your audience member's minds. Speakers can also use literal images, displayed using visual aids, to appeal to pathos.

Speakers should strive to appeal to ethos, logos, and pathos within a speech. A speech built primarily on ethos might lead an audience to think that a speaker is full of himself or herself. A speech full of facts and statistics appealing to logos would result in information overload. Speakers who rely primarily on appeals to pathos may be seen as overly passionate, biased, or unable to see other viewpoints.

Review of Ethos, Logos, and Pathos

1. Ethos relates to the credibility of a speaker. Speakers develop ethos by
 - o appearing competent, trustworthy, and dynamic;
 - o sharing their credentials and/or relevant personal experience;
 - o presenting a balanced and noncoercive argument;
 - o citing credible sources;
 - o using appropriate language and grammar;
 - o being perceived as likable; and
 - o appearing engaged with the topic and audience through effective delivery.
2. Logos relates to the reasoning and logic of an argument. Speakers appeal to logos by
 - o presenting factual, objective information that serves as reasons to support the argument;

- presenting a sufficient amount of relevant examples to support a proposition;
 - deriving conclusions from known information; and
 - using credible supporting material like expert testimony, definitions, statistics, and literal or historical analogies.
3. Pathos relates to the arousal of emotion through speech. Speakers appeal to pathos by
- using vivid language to paint word pictures for audience members;
 - providing lay testimony (personal stories from self or others);
 - using figurative language such as metaphor, similes, and personification; and
 - using vocal variety, cadence, and repetition.

Dissonance, Motivation, and Needs

Aristotle's three rhetorical proofs—ethos, logos, and pathos—have been employed as persuasive strategies for thousands of years. More recently, persuasive strategies have been identified based on theories and evidence related to human psychology. Although based in psychology, such persuasive strategies are regularly employed and researched in communication due to their role in advertising, marketing, politics, and interpersonal relationships. The psychologically based persuasive appeals we will discuss are cognitive dissonance, positive and negative motivation, and appeals to needs.

Cognitive Dissonance

If you've studied music, you probably know what dissonance is. Some notes, when played together on a piano, produce a sound that's pleasing to our ears. When dissonant combinations of notes are played, we react by wincing or cringing because the sound is unpleasant to our ears. So dissonance is that unpleasant feeling we get when two sounds clash. The same principle applies to cognitive dissonance, which refers to the mental discomfort that results when new information clashes with or contradicts currently held beliefs, attitudes, or values. Using cognitive dissonance as a persuasive strategy relies on three assumptions: (1) people have a need for consistency in their thinking; (2) when inconsistency exists, people experience psychological discomfort; and (3) this discomfort motivates people to address the inconsistency to restore balance (Stiff & Mongeau, 2003). In short, when new information clashes with previously held information, there is an unpleasantness that results, as we have to try to reconcile the difference.

Cognitive dissonance isn't a single-shot persuasive strategy. As we have learned, people are resistant to change and not easy to persuade. While we might think that exposure to conflicting information would lead a rational person to change his or her mind, humans aren't as rational as we think.



Figure: New, larger, and more graphic warning labels on cigarette packaging are meant to induce cognitive dissonance. Mettamatt – Smoking ad campaign – CC BY-SA 2.0.

There are many different mental and logical acrobatics that people do to get themselves out of dissonance. Some frequently used strategies to resolve cognitive dissonance include discrediting the speaker or source of information, viewing yourself as an exception, seeking selective information that supports your originally held belief, or intentionally avoiding or ignoring sources of

cognitive dissonance (Cooper & Nothstine, 1996). As you can see, none of those actually results in a person modifying their thinking, which means persuasive speech goals are not met. Of course, people can't avoid dissonant information forever, so multiple attempts at creating cognitive dissonance can actually result in thought or behavior modification.

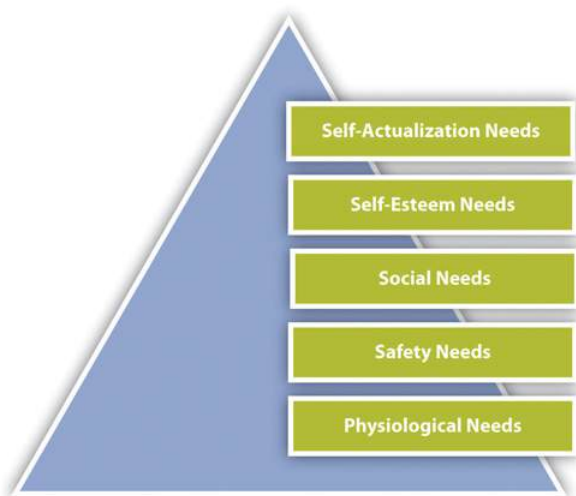
Positive and Negative Motivation

Positive and negative motivation are common persuasive strategies used by teachers, parents, and public speakers. Rewards can be used for positive motivation, and the threat of punishment or negative consequences can be used for negative motivation. We've already learned the importance of motivating an audience to listen to your message by making your content relevant and showing how it relates to their lives. We also learned an organizational pattern based on theories of motivation: Monroe's Motivated Sequence. When using positive motivation, speakers implicitly or explicitly convey to the audience that listening to their message or following their advice will lead to positive results. Conversely, negative motivation implies or states that failure to follow a speaker's advice will result in negative consequences. Positive and negative motivation as persuasive strategies match well with appeals to needs and will be discussed more next.

Appeals to Needs

Maslow's hierarchy of needs states that there are several layers of needs that human beings pursue. They include physiological, safety, social, self-esteem, and self-actualization needs (Maslow, 1943). Since these needs are fundamental to human survival and happiness, tapping into needs is a common persuasive strategy. Appeals to needs are often paired with positive or negative motivation, which can increase the persuasiveness of the message.

Figure 11.3 Maslow's Hierarchy of Needs



Physiological needs form the base of the hierarchy of needs. The closer the needs are to the base, the more important they are for human survival. Speakers do not appeal to physiological needs. After all, a person who doesn't have food, air, or water isn't very likely to want to engage in persuasion, and it wouldn't be ethical to deny or promise these things to someone for persuasive gain. Some speakers attempt to appeal to self-actualization needs, but I argue that this is difficult to do ethically. Self-actualization refers to our need to achieve our highest potential, and these needs are much more intrapersonal than the others. We achieve our highest potential through things that are individual to us, and these are often things that we protect from outsiders. Some examples include pursuing higher education and intellectual fulfillment, pursuing art or music, or pursuing religious or spiritual fulfillment. These are often things we do by ourselves and for ourselves, so I like to think of this as sacred ground that should be left alone. Speakers are more likely to be successful at focusing on safety, social, and self-esteem needs.

We satisfy our safety needs when we work to preserve our safety and the safety of our loved ones. Speakers can combine appeals to safety with positive motivation by presenting information that will result in increased safety and security. Combining safety needs and negative motivation, a speaker may convey that audience members' safety and security will be put at risk if the speaker's message isn't followed. Combining negative motivation and safety needs depends on using some degree of fear as a motivator. Think of how the insurance industry relies on appeals to safety needs for their business. While this is not necessarily a bad strategy, it can be done more or less ethically.

Ethics of Using Fear Appeals

- Do not overuse fear appeals.
- The threat must be credible and supported by evidence.
- Empower the audience to address the threat.

I saw a perfect example of a persuasive appeal to safety while waiting at the shop for my car to be fixed. A pamphlet cover with a yellow and black message reading, “Warning,” and a stark black and white picture of a little boy picking up a ball with the back fender of a car a few feet from his head beckoned to me from across the room. The brochure was produced by an organization called Kids and Cars, whose tagline is “Love them, protect them.” While the cover of the brochure was designed to provoke the receiver and compel them to open the brochure, the information inside met the ethical guidelines for using fear appeals. The first statistic noted that at least two children a week are killed when they are backed over in a driveway or parking lot. The statistic is followed by safety tips to empower the audience to address the threat. You can see a video example of how this organization effectively uses fear appeals in Video 11.1.

Video Clip 11.1

Kids and Cars: Bye-Bye Syndrome

" href="http://youtube.com/watch?v=Tiuf6yd6Nis" class="replaced-iframe">(click to see video)

This video illustrates how a fear appeal aimed at safety needs can be persuasive. The goal is to get the attention of audience members and compel them to check out the information the organization provides. Since the information provided by the organization supports the credibility of the threat, empowers the audience to address the threat, and is free, this is an example of an ethical fear appeal.

Our social needs relate to our desire to belong to supportive and caring groups. We meet social needs through interpersonal relationships ranging from acquaintances to intimate partnerships. We also become part of interest groups or social or political groups that help create our sense of identity. The existence and power of peer pressure is a testament to the motivating power of social needs. People go to great lengths and sometimes make poor decisions they later regret to be a part of the “in-group.” Advertisers often rely on creating a sense of exclusivity to appeal to people’s social needs. Positive and negative motivation can be combined with social appeals. Positive motivation is present in messages that promise the receiver “in-group” status or belonging, and negative motivation can be seen in messages that persuade by saying, “Don’t be left out.” Although these arguments may rely on the bandwagon fallacy to varying degrees, they draw out insecurities people have about being in the “out-group.”

We all have a need to think well of ourselves and have others think well of us, which ties to our self-esteem needs. Messages that combine appeals to self-esteem needs and positive motivation often promise increases in respect and status. A financial planner may persuade by inviting a receiver to imagine prosperity that will result from accepting his or her message. A publicly supported radio station may persuade listeners to donate money to the station by highlighting a potential contribution to society. The health and beauty industries may persuade consumers to buy their products by promising increased attractiveness. While it may seem shallow to entertain such ego needs, they are an important part of our psychological makeup. Unfortunately, some sources of persuasive messages are more concerned with their own gain than the well-being of others and may take advantage of people’s insecurities in order to advance their persuasive message. Instead, ethical speakers should use appeals to self-esteem that focus on prosperity, contribution, and attractiveness in ways that empower listeners.

Review of Persuasive Strategies

- **Ethos.** Develops a speaker’s credibility.
- **Logos.** Evokes a rational, cognitive response from the audience.
- **Pathos.** Evokes an emotional response from the audience.
- **Cognitive dissonance.** Moves an audience by pointing out inconsistencies between new information and their currently held beliefs, attitudes, and values.
- **Positive motivation.** Promises rewards if the speaker’s message is accepted.
- **Negative motivation.** Promises negative consequences if a speaker’s message is rejected.
- **Appeals to safety needs.** Evokes an audience’s concern for their safety and the safety of their loved ones.
- **Appeals to social needs.** Evokes an audience’s need for belonging and inclusion.
- **Appeals to self-esteem needs.** Evokes an audience’s need to think well of themselves and have others think well of them, too.

📌 "Getting Competent"

Identifying Persuasive Strategies in Mary Fisher's "Whisper of AIDS" Speech

Mary Fisher's speech at the 1992 Republican National Convention, "A Whisper of AIDS," is one of the most moving and powerful speeches of the past few decades. She uses, more than once, all the persuasive strategies discussed in this chapter. The video and transcript of her speech can be found at the following link: <http://www.americanrhetoric.com/speeches/maryfisher1992rnc.html>. As you watch the speech, answer the following questions:

1. **Ethos.** List specific examples of how the speaker develops the following dimensions of credibility: competence, trustworthiness, and dynamism.
2. **Logos.** List specific examples of how the speaker uses logic to persuade her audience.
3. **Pathos.** How did the speaker appeal to emotion? What metaphors did she use? What other communicative strategies (wording, imagery, etc.) appealed to your emotions?
4. List at least one example of how the speaker uses positive motivation.
5. List at least one example of how the speaker uses negative motivation.
6. List at least one example of how the speaker appeals to safety needs.
7. List at least one example of how the speaker appeals to social needs.
8. List at least one example of how the speaker utilizes cognitive dissonance.

Sample Persuasive Speech

Title: Education behind Bars Is the Key to Rehabilitation

General purpose: To persuade

Specific purpose: By the end of my speech, my audience will believe that prisoners should have the right to an education.

Thesis statement: There should be education in all prisons, because denying prisoners an education has negative consequences for the prisoner and society, while providing them with an education provides benefits for the prisoner and society.

Introduction

Attention getter: "We must accept the reality that to confine offenders behind walls without trying to change them is an expensive folly with short-term benefits—winning battles while losing the war." These words were spoken more than thirty years ago by Supreme Court Justice Warren Burger, and they support my argument today that prisoners should have access to education.

Introduction of topic: While we value education as an important part of our society, we do not value it equally for all. Many people don't believe that prisoners should have access to an education, but I believe they do.

Credibility and relevance: While researching this topic, my eyes were opened up to how much an education can truly affect a prisoner, and given my desire to be a teacher, I am invested in preserving the right to learn for everyone, even if they are behind bars. While I know from our audience analysis activity that some of you do not agree with me, you never know when this issue may hit close to home. Someday, someone you love might make a mistake in their life and end up in prison, and while they are there I know you all would want them to receive an education so that when they get out, they will be better prepared to make a contribution to society.

Preview: Today, I invite you listen with an open mind as I discuss the need for prisoner education, a curriculum that will satisfy that need, and some benefits of prisoner education.

Transition: First I'll explain why prisoners need access to education.

Body

1. According to a 2012 article in the journal *Corrections Today* on correctional education programs, most states have experienced an increase in incarceration rates and budgetary constraints over the past ten years, which has led many to examine best practices for reducing prison populations.

1. In that same article, criminologist and former research director of the Federal Bureau of Prisons states that providing correctional education is one of the most productive and important reentry services that our prisons offer.

1. His claim is supported by data collected directly from prisoners, 94 percent of whom identify education as a personal reentry need—ranking it above other needs such as financial assistance, housing, or employment.
2. Despite the fact that this need is clearly documented, funding for adult and vocational education in correctional education has decreased.
2. Many prisoners have levels of educational attainment that are far below those in the general population.
 1. According to statistics from 2010, as cited in the *Corrections Today* article, approximately 40 percent of state prison inmates did not complete high school, as compared to 19 percent of the general population.
 2. Additionally, while about 48 percent of the general public have taken college classes, only about 11 percent of state prisoners have.
 3. At the skill level, research from the United Kingdom, cited in the 2003 article from *Studies in the Education of Adults* titled “Learning behind Bars: Time to Liberate Prison Education,” rates of illiteracy are much higher among the prison population than the general population, and there is a link between poor reading skills and social exclusion that may lead people to antisocial behavior.
3. Prisoner education is also needed to break a cycle of negativity and stigma that many prisoners have grown accustomed to.
 1. The article from *Studies in the Education of Adults* that I just cited states that prisoners are often treated as objects or subjected to objectifying labels like “*addict*, *sexual offender*, and *deviant*.”
 2. While these labels may be accurate in many cases, they do not do much to move the prisoner toward rehabilitation.
 3. The label *student*, however, has the potential to do so because it has positive associations and can empower the prisoner to make better choices to enhance his or her confidence and self-worth.

Transition: Now that I’ve established the need for prisoner education, let’s examine how we can meet that need.

2. In order to meet the need for prisoner education that I have just explained, it is important to have a curriculum that is varied and tailored to various prisoner populations and needs.
 1. The article from *Corrections Today* notes that education is offered to varying degrees in most US prisons, but its presence is often debated and comes under increased scrutiny during times of budgetary stress.
 1. Some states have implemented programs that require inmates to attend school for a certain amount of time if they do not meet minimum standards for certain skills such as reading or math.
 2. While these are useful programs, prisoner education shouldn’t be limited to or focused on those with the least amount of skills.
 3. The article notes that even prisoners who have attended or even graduated from college may benefit from education, as they can pursue specialized courses or certifications.
 2. Based on my research, I would propose that the prison curriculum have four tiers: one that addresses basic skills that prisoners may lack, one that prepares prisoners for a GED, one that prepares prisoners for college-level work, and one that focuses on life and social skills.
 1. The first tier of the education program should focus on remediation and basic skills, which is the most common form of prisoner education as noted by Foley and Gao in their 2004 article from the *Journal of Correctional Education* that studied educational practices at several institutions.
 1. These courses will teach prisoners basic reading, writing, and math skills that may be lacking.
 2. Since there is a stigma associated with a lack of these basic skills, early instruction should be one-one-one or in small groups.
 2. The second tier should prepare prisoners who have not completed the equivalent of high school to progress on to a curriculum modeled after that of most high schools, which will prepare them for a GED.
 3. The third tier should include a curriculum based on the general education learning goals found at most colleges and universities and/or vocational training.
 1. Basic general education goals include speaking, writing, listening, reading, and math.
 2. Once these general education requirements have been met, prisoners should be able to pursue specialized vocational training or upper-level college courses in a major of study, which may need to be taken online through distance learning, since instructors may not be available to come to the actual prisons to teach.
 4. The fourth tier includes training in social and life skills that most people learn through family and peer connections, which many prisoners may not have had.

1. Some population-specific areas of study that wouldn't be covered in a typical classroom include drug treatment and anger management.
 2. Life skills such as budgeting, money management, and healthy living can increase confidence.
 3. Classes that focus on social skills, parenting, or relational communication can also improve communication skills and relational satisfaction; for example, workshops teaching parenting skills have been piloted to give fathers the skills needed to more effectively communicate with their children, which can increase feelings of self-worth.
3. According to a 2007 article by Behan in the *Journal of Correctional Education*, prisons should also have extracurricular programs that enhance the educational experience.
1. Under the supervision of faculty and/or staff, prisoners could be given the task of organizing an outside speaker to come to the prison or put together a workshop.
 2. Students could also organize a debate against students on the outside, which could allow the prisoners to interact (face-to-face or virtually) with other students and allow them to be recognized for their academic abilities.
 3. Even within the prison, debates, trivia contests, paper contests, or speech contests could be organized between prisoners or between prisoners and prison staff as a means of healthy competition.
 4. Finally, prisoners who are successful students should be recognized and put into peer-mentoring roles, because, as Behan states in the article, "a prisoner who...has had an inspirational learning experience acts as a more positive advocate for the school than any [other method]."

Transition: The model for prisoner education that I have just outlined will have many benefits.

3. Educating prisoners can benefit inmates, those who work in prisons, and society at large.
1. The article I just cited from the *Journal of Correctional Education* states that the self-reflection and critical thinking that are fostered in an educational setting can help prisoners reflect on how their actions affected them, their victims, and/or their communities, which may increase self-awareness and help them better reconnect with a civil society and reestablish stronger community bonds.
 2. The *Corrections Today* article I cited earlier notes that a federally funded three-state survey provided the strongest evidence to date that prisoner education reduces the recidivism rate and increases public safety.
 1. The *Corrections Today* article also notes that prisoners who completed a GED reoffended at a rate 20 percent lower than the general prison population, and those that completed a college degree reoffended at a rate 44 percent lower than the general prison population.
 2. So why does prisoner education help reduce recidivism rates?
 1. Simply put, according to the article in the *Studies in the Education of Adults* I cited earlier, the skills gained through good prison education programs make released prisoners more desirable employees, which increases their wages and helps remove them from a negative cycles of stigma and poverty that led many of them to crime in the first place.
 2. Further, the ability to maintain consistent employment has been shown to reduce the rate of reoffending.
 3. Education doesn't just improve the lives of the prisoners; it also positively affects the people who work in prisons.
 1. An entry on eHow.com by Kinney about the benefits of prisoners getting GEDs notes that a successful educational program in a prison can create a more humane environment that will positively affect the officers and staff as well.
 2. Such programs also allow prisoners to do more productive things with their time, which lessens violent and destructive behavior and makes prison workers' jobs safer.
 4. Prisoner education can also save cash-strapped states money.
 1. Giving prisoners time-off-sentence credits for educational attainment can help reduce the prison population, as eligible inmates are released earlier because of their educational successes.
 2. As noted by the *Corrections Today* article, during the 2008–9 school year the credits earned by prisoners in the Indiana system led to more than \$68 million dollars in avoided costs.

Conclusion

Transition to conclusion and summary of importance: In closing, it's easy to see how beneficial a good education can be to a prisoner. Education may be something the average teenager or adult takes for granted, but for a prisoner it could be the start of a new life.

Review of main points: There is a clear need for prisoner education that can be met with a sound curriculum that will benefit prisoners, those who work in prisons, and society at large.

Closing statement: While education in prisons is still a controversial topic, I hope you all agree with me and Supreme Court Justice Burger, whose words opened this speech, when we say that locking a criminal away may offer a short-term solution in that it gets the criminal out of regular society, but it doesn't better the prisoner and it doesn't better us in the long run as a society.

References

- Bayliss, P. (2003). Learning behind bars: Time to liberate prison education. *Studies in the Education of Adults*, 35(2), 157–172.
- Behan, C. (2007). Context, creativity and critical reflection: Education in correctional institutions. *Journal of Correctional Education*, 58(2), 157–169.
- Foley, R. (2004). Correctional education: Characteristics of academic programs serving incarcerated adults. *Journal of Correctional Education*, 55(1), 6–21.
- Kinney, A. (2011). What are the benefits of inmates getting GEDs? *Ehow.com*. Retrieved from http://www.ehow.com/list_6018033_benefits-inmates-getting-geds_.html
- Steurer, S. J., Linton, J., Nally, J., & Lockwood, S. (2010). The top-nine reasons to increase correctional education programs. *Corrections Today*, 72(4), 40–43.

Key Takeaways

- Ethos refers to the credibility of a speaker and is composed of three dimensions: competence, trustworthiness, and dynamism. Speakers develop ethos by being prepared, citing credible research, presenting information in a nonmanipulative way, and using engaging delivery techniques.
- Logos refers to the reasoning or logic of an argument. Speakers appeal to logos by presenting factual objective information, using sound reasoning, and avoiding logical fallacies.
- Pathos refers to emotional appeals. Speakers appeal to pathos by using vivid language, including personal stories, and using figurative language.
- Cognitive dissonance refers to the mental discomfort that results from new information clashing with currently held beliefs, attitudes, or values. Cognitive dissonance may lead a person to be persuaded, but there are other ways that people may cope with dissonance, such as by discrediting the speaker, seeking out alternative information, avoiding sources of dissonance, or reinterpreting the information.
- Speakers can combine positive and negative motivation with appeals to safety, social, or self-esteem needs in order to persuade.

Exercises

1. Ethos, or credibility, is composed of three dimensions: competence, trustworthiness, and dynamism. Of those dimensions, which is most important for you when judging someone's credibility and why?
2. Recount a time when you experienced cognitive dissonance. What was the new information and what did it clash with? What coping strategies, of the ones discussed in the chapter, did you use to try to restore cognitive balance?
3. How ethical do you think it is for a speaker to rely on fear appeals? When do fear appeals cross the line?
4. Imagine that you will be delivering a persuasive speech to a group of prospective students considering attending your school. What could you say that would appeal to their safety needs? Their social needs? Their self-esteem needs?

References

- Cooper, M. D., and William L. Nothstine, *Power Persuasion: Moving an Ancient Art into the Media Age* (Greenwood, IN: Educational Video Group, 1996), 48.
- Fletcher, L., *How to Design and Deliver Speeches*, 7th ed. (New York: Longman, 2001), 342.
- Maslow, A. H., "A Theory of Human Motivation," *Psychological Review* 50 (1943): 370–96.
- Stiff, J. B., and Paul A. Mongeau, *Persuasive Communication*, 2nd ed. (New York: Guilford Press, 2003), 105.

This page titled [11.4: Persuasive Strategies](#) is shared under a [CC BY-NC-SA 3.0](#) license and was authored, remixed, and/or curated by [Anonymous](#) via [source content](#) that was edited to the style and standards of the LibreTexts platform; a detailed edit history is available upon

request.

CHAPTER OVERVIEW

12: Public Speaking in Various Contexts

[12.1: Speaking in Personal and Civic Contexts](#)

[12.2: Speaking in Academic Settings](#)

[12.3: Speaking in Business Settings](#)

[12.4: Speaking via Electronic Media](#)

This page titled [12: Public Speaking in Various Contexts](#) is shared under a [CC BY-NC-SA 3.0](#) license and was authored, remixed, and/or curated by [Anonymous](#) via [source content](#) that was edited to the style and standards of the LibreTexts platform; a detailed edit history is available upon request.

12.1: Speaking in Personal and Civic Contexts

Learning Objectives

1. List three general guidelines for ceremonial speeches.
2. Identify strategies for effectively composing and delivering the following ceremonial speeches: speech of introduction, presenting an award, accepting an award, toast, speech of tribute, and eulogy.
3. Identify strategies for effectively composing and delivering a “This I Believe” speech.
4. Explain the connection between public advocacy and speaking.

Speaking in personal contexts includes elements of all three general purposes we learned earlier. You may inform an audience about an upcoming speaker during a speech of introduction or use humor to entertain during a toast. People are also compelled to speak about issues they care about, which may entail using persuasive strategies to advocate for a person, group, or issue.

Speaking on Special Occasions

Ceremonial speaking refers to speeches of praise, tribute, and celebration that bring audiences together on special occasions. Although most communication classes cover informative and persuasive speaking more than ceremonial speaking, I have had many students tell me after taking the class that the guidelines they learned for speaking on special occasions have been very useful for them. Before we get into specific examples of ceremonial speeches, we’ll discuss three general guidelines for ceremonial speeches: be prepared, be brief, and be occasion focused.

Speakers should always be prepared for a speech, but this can be challenging with special-occasion speaking because it is often unexpected. Even though most special occasions are planned, the speaking that goes on during these events isn’t always as planned. One reason for this lack of preparation is that people often, mistakenly, think they can “wing” a toast, introduction, or acceptance speech. Another reason is that special occasion speeches can “sneak up” on you if the person in charge of the event didn’t plan ahead for the speaking parts of the program and has to ask people to participate at the last minute. More than once, I have been asked to introduce a guest speaker at an event at the last minute. Given these reasons, it should be clear that even though ceremonial speeches are brief and don’t require the research of other speech types, they still require planning, good content, and good delivery.

Special-occasion speeches should always be brief, unless otherwise noted. With only a couple exceptions, these speeches are shorter than other speech types. Special occasions are planned events, and a speaker is just one part of a program. There may be a dinner planned, a special surprise coming up, other people to be honored, or even a limit on how long the group can use the facility. So delivering a long speech on such an occasion will likely create timing problems for the rest of the program.



Ceremonial speeches usually occur as part of a program, so brevity is important.

Defence Images – [Prince Harry at the Invictus Games Opening Ceremony](#) – CC BY-NC-ND 2.0.

A special-occasion speech should focus on the occasion. You will almost always be speaking about someone or something else like a group, organization, or event, so don't make the speech about you. Strategies for effective delivery still apply to special-occasion speeches. Since these occasions are often celebratory, it is important to be enthusiastic or reverent to the tone of the occasion. A toast may be lighthearted and jovial, a eulogy somber, a tribute stirring, or an acceptance speech celebratory. Even when accepting an award, speakers will spend most of their speech talking about others rather than them.

Speech of Introduction

Five minutes after I felt a tap on my shoulder, I was introducing the provost of the university. I didn't know before the tap that I was going to introduce him, and I didn't know that much about him. This is just one example of how special-occasion speeches can sneak up on you. Knowing this can help you "expect the unexpected." As we learned earlier, speaking anxiety increases when there is little time to prepare and practice a speech. Despite the lack of notice and my lack of knowledge about the person I would soon introduce, I drew on my knowledge of special-occasion speaking and made the most out of my five minutes of prep time.

A speech of introduction is a speech in which one speaker briefly introduces an upcoming speaker who is usually the focus of the occasion. Such speeches are usually only one to two minutes long. The first step in preparing a speech of introduction is to get to know the person you're introducing. If you've been asked to introduce someone, you are likely part of the team planning the event or you have a relationship with the person. If you already know the person and have a relationship with them, then this step is easily checked off the preparation list. If you've just been asked to introduce the guest because you are involved in the planning of the event, then you have hopefully been asked in advance and can take some time to get to know the person. You can find biographical information about many people online, through their professional or personal websites or social media profiles. The guest may have already sent a bio (a biographical sketch with information about their life and accomplishments) to put in the program. You want to make sure the information is up to date and valid, so it's good to verify any information found on the Internet or just contact the person directly to ask for a bio. While these are good places to start to get to know the person you will introduce, it's good to have some personal connection, too. You may want to communicate directly with the person and ask them a couple questions that you think the audience might find interesting but aren't included in the typical bio. Such direct communication might also allow you to make the introduction more personal, as you can note the lunch, phone call, or e-mail exchanges during your speech. In my situation, since I wasn't able to get to know the person, I had to rely on the information from the bio included in the program.

During the speech of introduction, make sure to say the person's name, correctly, several times. It so happened that the person I was introducing unexpectedly had a last name that was difficult for me to pronounce. So, after reviewing the bio and picking out highlights, I confirmed the pronunciation of his name with a couple people at the event who knew how to say it and then spent much of the remainder of my time saying the last name over and over. Mispronouncing someone's name is embarrassing for the speaker and the audience.

You should also establish the speaker's credentials and credibility. Do not read the person's bio to the audience, especially if that bio is already included in the program. Remember, you are engaging in public speaking, not public reading. A bio that you pull from the Internet may also include information and accomplishments that aren't relevant to the occasion or the speaker's content. If you were introducing a speaker at a civic organization, it might be more relevant to focus on her community engagement and service rather than her academic accomplishments. Keep in mind the introduction sets up an audience's expectations for the speaker. You want to share his or her relevant credentials and your personal connection, if there is one, but make sure you don't "over sell" it, as in the following example: "Marko is one of the smartest and funniest people I have ever met. I have no doubts that he will both enlighten and entertain you with his presentation today!"

A speech of introduction also helps set the tone for the upcoming speaker and establish a relationship between the audience and speaker (Toastmasaters International, 2012). It is important that the tone you set matches with that of the upcoming speaker. Just as a heavy metal warm-up band wouldn't be a good setup for Celine Deon, a humorous and lighthearted introduction for a speaker with a serious topic would create an inconsistency in tone that could be uncomfortable for the speaker and the audience. By setting the tone, you help establish a relationship between the speaker and the audience. If you're unsure of the tone or content of the person's speech, you should contact that speaker or the event planner to find out. You also want to establish your own credibility and goodwill by being prepared in terms of content and delivery and expressing your thanks for being asked to introduce the speaker.



A welcome speaker introduces the audience to upcoming events.

EUScreen – [Welcome Speech](#) – CC BY-SA 2.0.

A speech of welcome is similar to a speech of introduction, but instead of introducing an audience to an upcoming speaker, you introduce the audience to upcoming events. If you are asked to deliver a speech of welcome, you're likely a representative of the group that planned or is hosting the event. Since a welcome speaker is usually the first speaker of the day and the proceeding sessions are timed, this is definitely an occasion where brevity will be appreciated. Getting behind schedule on the first presentation isn't a good way to start the day. Aside from graciously welcoming the audience, you should also provide key information about upcoming events and acknowledge key participants. In terms of previewing the events, do not read through a program or schedule if it's something that audience members already have in their possession. You can reference the program, but allow them to read it on their own. You may want to highlight a couple things on the program like a keynote speaker or awards ceremony. Definitely make sure to announce any changes in the schedule so people can plan accordingly. Thank any sponsors, especially if they are in attendance, and acknowledge any VIP guests.

Welcome speakers should also convey logistical information that audience members may need to know, which helps answer questions before the audience needs to ask them. Many people may not be familiar with a facility, so it may be necessary to inform them where the coffee and snacks are, where the restrooms are, or other simple logistics. Welcome speeches are often allotted more time than is needed, but do not feel obligated to fill that time. Audience members will not be upset if you finish early, as they may have some last-minute things to do before the event gets started, and it doesn't hurt to get a little ahead of schedule, since things will inevitably get behind later on.

For the speeches previously discussed, just as with all speeches, it's important to know your audience. The nature of ceremonial speaking occasions helps facilitate audience and situational analysis. If you're asked to speak at such an occasion, you can usually get information from the event planner or coordinator, who should know the expectations for the tone and the general makeup of the audience.

Presenting an Award

If you have a leadership role in an organization, you may end up presenting an employee, a colleague, or a peer with an award. There are several steps in presenting an award, but the main goal of this speech is to enhance the value of the award and honor the person receiving it. As with other special-occasion speeches, it should be focused on the occasion and the particular award. Start by stating the name of the award and providing a brief overview of its purpose. Also share some information about the organization or group that is bestowing the award. Connect the values of the organization with the purpose of the award. You may also want to describe the selection process. If there were many qualified nominees and the decision was difficult to make, then stating that enhances the value of the award. Such statements also recognize others who were nominated but didn't win.

Once you've covered the background of the award and the selection process, you are usually at a good point to announce the winner, since the remaining information is specific to the person being honored with the award. Announce the winner and pause to allow the audience to acknowledge him or her before continuing on with the speech; however, don't bring the person up until you are ready to hand over the award, as it creates an awkward situation (WestsideToastmasters.com, 2012). Next, share the qualifications of the person receiving the award. This helps explain to the audience why the winner is deserving of the honor. Then connect the winner to the legacy of the award by saying how they are similar to previous winners. For example, "This year's winner joins a select group of other college seniors who have been recognized for their dedication to community service and outreach." You can also say what the person adds to the legacy of the award. For example, "Nick helped establish an alternative spring break program that will continue to service communities in need for many years to come." It can be an honor to present an award, but most of us would like to be on the other side of this speech.

Accepting an Award

Congratulations, you won an award! When you deliver a speech accepting an award, be brief, gracious, and humble. Before you begin speaking, take a moment, pause, smile, and make eye contact with the audience (Fripp, 2012). You may know ahead of time that you're going to win the award, or you may not. Either way, take time to write out an acceptance speech. Try to memorize most of the content to make the speech look genuine and spontaneous. If you have a lot of people to thank, you may write that information out on a small card to reference, just so you don't leave anyone out. Make sure to thank the group giving the award and the person who presented you with the award. Also compliment the other nominees, and thank those who helped make your accomplishment possible. In 2002, Halle Berry won an Academy Award for Best Leading Actress, making history as the first

African American woman to earn that honor. The acceptance speech she delivered acknowledged the magnitude of the situation, keeping the focus on actresses who came before her and the people who helped her achieve this honor. The video and text of her speech can be accessed in Video Clip 12.1.

Video Link

Halle Berry's Oscar Acceptance Speech

<http://www.americanrhetoric.com/speeches/halleberryoscarspeech.htm>

Toast

Cheers, slainte, skal, prost, and salud! All these words could form the basis for a toast, which is a ceremonial speech that praises or conveys goodwill or blessings in honor of a person, accomplishment, or event.



Coworkers may toast the successful completion of a big project.

Didriks – [A Toast to Summer](#) – CC BY 2.0.

Toasts are usually the shortest special-occasion speech, which is good since people's arms get tired if they have to hold their drink up in the air for too long. The degree of preparation needed for a toast varies more than any other special-occasion speech type. Some toasts are practically spontaneous and will therefore have to be impromptu. People can toast an accomplishment, completion of a task, a holiday such as New Year's Eve, a favorite sports team winning, or the anniversary of a special event. Wedding toasts are more formal and more preparation is needed and expected. Although toasts are generally supposed to be conversational and appear spontaneous, because that makes the content seem more genuine, in situations that are more formal or where there is much at stake, brief notes are OK. You wouldn't want to see a person giving a toast pull out a stack of note cards, though.

Toasts are definitely a time to include a brief personal anecdote and/or humor, but always make sure to test your story or joke out on someone who knows you and knows the person or people you will be toasting. As I've already warned, using humor in a speech can be dangerous, since most people who try to use humor publicly think they are funnier than they actually are. Not having someone else vet your toast material can lead to embarrassment for many people. Aside from having someone review your content, it's also a good idea to not get too "toasty" before you deliver your toast, or the story or joke that you decided to leave out earlier may find its way back into the speech. Awkward and embarrassing toasts make funny scenes in movies and television shows, but they usually go smoother in real life, especially if you follow the previous advice. You can also spice up your toast by adding a cultural flair. You can see how to say "Cheers!" in many different languages at the following link: <http://www.awa.dk/glosary/slainte.htm>.

Speech of Tribute

A speech of tribute is a longer and more formal version of a toast that establishes why a person, group, or concept is worthy of praise. Speeches of tribute can honor a group, organization, or concept but usually focus on one person. To effectively pay tribute to someone, introduce the personality of the individual, the values of the group, or the noble history of the event in order to initiate a relationship between the audience and the person, group, or idea that is being honored. Speeches of tribute shouldn't be

biographical sketches. Most people can look up a person’s bio or the history of a group or event quickly using the Internet, so sharing that information doesn’t show that you’ve done any more work than an audience member could do in the five or ten minutes of the speech. People, groups, or events worthy of speeches of tribute have usually accomplished great things and have enriching lessons to share. As a speaker, use a narrative style to convey to the audience a lesson or a “moral of the story.” It’s important to focus on the positive aspects of a person or group’s history; this is not the occasion to offer criticism.

Eulogy

A eulogy is a speech honoring a person who has died. The emotions and grief surrounding the loss of a loved one are difficult to manage and make this one of the most challenging types of speech. However, being asked to deliver a eulogy is an honor. Such speakers are usually chosen because the family and friends of the deceased person see the speaker as someone they can depend on in difficult situations and as someone who can comfort and be an example to others. In the short amount of time you have to prepare a eulogy, usually a day or two, it is important to put time into organizing the speech, just as you would for a professional speech. Create an outline, and structure the speech with an introduction, a body with about three main points, and a conclusion. A eulogy, like a speech of tribute, shouldn’t be a chronological outline of a person’s life or a biographical sketch (Lustig, 2012). As with a speech of tribute, focus on the person’s personality and demonstrate why the person was likable and what he or she added to your life and the lives of others.

Depending on the situation, you may also want to share some of the deceased’s accomplishments. Accomplishments can usually be broken up into three categories, and you may focus on one or more depending on your relationship with the person. Family accomplishments usually entail discussing the loved ones the person is leaving behind or conveying the roles he or she played as a member of his or her family and friendship circles. Professional accomplishments deal with academic and career achievement and would be especially relevant if the person speaking worked with or had a mentoring relationship with the deceased. Community accomplishments include civic engagement, community service, and local involvement. Most people have too many accomplishments to include, so include those that are relevant to your relationship with the deceased and that you think will elicit similar fond memories in others. Focus on the positives of a person’s life, and acknowledge and share in the sorrow of the other people in attendance. Remember, as the person chosen to deliver a eulogy, you set an example and provide comfort to others, which is a difficult but important role to play.

Speaking as an Advocate in Personal and Civic Contexts

People are often required or expected to speak as part of their academic or professional duties. However, there may also be times when you are compelled to speak or choose to speak because you care about a topic or an issue. Advocacy speaking occurs in contexts that are civic and/or personal, such as at a city council meeting, at a student group meeting, when you post a link on your Facebook page asking your friends to sign a petition, or when you encourage your friends to vote.



Figure: Advocacy speaking brings attention to a particular cause or issue in order to raise awareness and create social change. Andy Blackledge – [Advocacy](#) – CC BY 2.0.

In the 1950s, radio broadcast pioneer Edward R. Murrow hosted a brief radio segment on which people read essays about their beliefs and lives. Fifty years later, the concept was reborn on National Public Radio and is now an ongoing national project that still

produces radio segments, has a free podcast, and produces books. This I Believe speeches encourage people to use the power of their voice to speak from a personal context in a way can inspire, motivate, and resonate with others. In such cases, we can see that personal speeches can cross into civic contexts. Using personal narratives as a basis for advocacy and social change is not new, as stories have been used to move people to action in many historical situations. Personal testimony, witnesses of injustice, and people sharing their everyday experiences can have a powerful effect on the world. I have enjoyed having my students do This I Believe speeches, and even if this isn't a speech assignment in your class, it is a good way to practice your speaking and writing skills, and it can be fun and inspirational.

Here are some guidelines for the This I Believe speech. Tell a story with your speech and make it personal. Since this speech is about you and your belief, use personal pronouns like *I* and *we* and connect to your audience by using *you*, *us*, and *our*. Even if the belief you are focusing on is abstract, and many are, ground it in events from your life that your audience can relate to. Such events or moments may include instances when your belief was formed, tested, or changed. The core belief should be something that can be easily summed up as a thesis statement and elaborated on and supported in the main points. Be positive in your speech by focusing on what you believe, not what you don't believe. Don't make this a soapbox speech, and don't use the speech to preach or editorialize.^[1] You can listen to and/or read many examples of these speeches at the following National Public Radio link: <http://www.npr.org/series/4538138/this-i-believe>. The following is the text of a This I Believe speech delivered by one of my students.

The Power of the Voice: by Matthew Cain

I believe in the power of the voice. The human voice transforms and changes a person's life. I am an example of the voice's power to change.

When I was young, I didn't use my voice to speak at first. I would use my hands to gesture what I wanted or needed. It was not until the age of two that I started to talk. Right away, my parents knew my voice was different. I stammered, stuttered, and could not say my Rs. My parents thought, however, that this was just a phase. It wasn't until I started school that problems arose. As kindergarten started, I felt different. I did not fit in. I don't mean fitting in socially, but fitting in with my voice. As each of my schoolmates stood to say the alphabet, I did not want to. It wasn't because I didn't know it, but because I couldn't say it. However, I stood up and began to speak: A,...B,...C,...D, and so on. As I finally reached Q, my teacher stopped me. "What are you doing?" she asked. So, I started to say it over; I failed.

I went through the next months in embarrassment. Even though students pointed and laughed, no one outside the school knew of the embarrassment I was feeling. It wasn't until my teacher gave me my progress report that my parents saw how my voice altered my education. The first meeting my parents had with my teacher proved that my voice did have an effect on my education. I listened outside as a peaceful meeting turned into a shouting match. With words flying, my parents and the teacher finally reached a conclusion. The conclusion was that I needed speech therapy. It would begin the next year.

Starting on the first day of first grade, I would go to speech therapy every other day. My embarrassment grew with every grade that I moved through. When my speech teacher came to my classroom to get me, everyone looked at me. What was in their mind, I could only guess. Thoughts like "What a freak!" or "What's wrong with him?" flew through my mind. However, over the next five years, my speech did improve. My stuttering slowed and my speech became clearer. By the time I reached middle school, life was getting better. Speech after speech, I became less sensitive to my impairment and to people's reaction.

During my last year of middle school, I was required to take a public speaking class. I feared this class. I feared the class because I would be giving up to four speeches, the most I have ever done. My teacher told us we could pick the topic for our last speech. Being a fan of history, I chose to talk about World War Two. When I completed my eight-minute speech, everyone looked at me with disbelief. My friend, Garrett, told me, "You did not stutter!" It was then that I realized that when I talk about things I enjoy, I don't stutter...as much. High school caused a dramatic change in my life. After a few more speeches about history, I decided to become a teacher. I knew I would not let my speech affect the rest of my life.

The power of the human voice shaped my life. Every time I give a speech, I remember the past. I learned not to judge others for their speech because I know how it feels. As my voice continues to shape my life, it will undoubtedly change others. That power will not just change the people around me, but the whole world. This I believe.

There are many opportunities to engage in public advocacy, which is engaging people through responsible communication that seeks to make a better world for our loved ones and our communities (Warren & Fassett, 2011). This view of communication acknowledges the power of our words to transform the world around us and that we have an ethical responsibility to advocate for a world that better serves the interests and needs of us all. Speaking as an advocate requires a person to take pause and think about

his or her own commitments and responsibilities (Warren & Fassett, 2011). When you are compelled to speak up in the face of an injustice that was committed against you or that you have witnessed being committed against others, you are choosing to take a stand, making a commitment to an issue, and accepting responsibility for your words and actions. Your first steps toward advocacy may be small and uncomfortable. You may not even be sure what issues or causes you care about. Once you know, you can take small steps, as Gandhi noted, to be the change you want to see in the world. As you take steps to model a desired change and speak out, you will begin to learn more about yourself, your place in the world, and the issues that move you. You will likely then feel more compelled to share that information with others.

Speaking as an advocate doesn't mean you argue for your community or your view at the expense of others. Advocates invite their listeners to engage with them and consider the complexity of an issue. As speakers we have to be open to the perspectives of others as we expect them to be open to ours. This creates an opportunity for growth. Change happens when people choose to change, not when they are forced to change. For change to happen, all parties in an interaction need to be open to dialogue, growth, and transformation (Foss & Foss, 2003).

Teaching is a form of advocacy, but you don't have to be a teacher to teach. We all teach in various capacities as friends, parents, and community members. As we teach, we build bridges between different areas of thoughts and actions. This is a process that helps build communities and alliances. Ask yourself, "What kind of community do I want? What role will I play in creating that community? What work am I willing to do and what sacrifices am I willing to make to create and nurture that community?" (Warren & Fassett, 2011) As speakers, we must seize opportunities we have to speak and use them to talk about socially significant topics that matter to us and our communities. Speaking about these topics invites others who hear us to think about their position in the world and reflect on their own responsibilities as communicators, which can spread advocacy and lead to social change.

"Getting Critical"

Advocacy and Critical Thinking

Being an advocate and responsible citizen in the world means speaking about how we can and should make the world a better place for all as well as listening and thinking critically and compassionately before responding to others' communication (Warren & Fassett, 2011). Critical listening means we can identify flaws within a message we receive and places for positive change. The positive change occurs because critical listening and critical thinking lead to responsible advocacy. Critical listeners don't just tear a message apart because it has flaws. When we engage in compassionate critical listening, we make a genuine effort to hear others and reflect on the complexity of their message rather than closing ourselves off or shutting down because we encounter a message with which we disagree. Since the issues and causes people advocate for are often political and controversial, critical thinking and listening become even more important. When we feel ourselves shutting down or disregarding a person's message without giving it thought, a little alert should go off in our minds to indicate that perhaps we are not engaging in critical compassionate listening. The same alert should go off if we find ourselves wanting to cut someone off or dismiss him or her when that person questions us after we engage in advocacy speaking. Being a critical compassionate listener, however, doesn't mean that we have to give up our own ways of thinking and our own advocacy positions. There is a delicate balance that critical listeners and thinkers try to maintain, as critical thinkers are generous, cautious, and open minded, but wary.

1. As an advocate and a competent communicator, what can you do to try to maintain a critical mind-set that is both open minded and wary?
2. Are there causes that people advocate for that you find it difficult to listen to critically and compassionately? If so, what are they? What can you do to be a better critical and compassionate listener in these situations?

Key Takeaways

- Getting integrated: While many students view public speaking as a classroom exercise, we are all expected to speak in multiple contexts ranging from personal, to civic, to professional. This chapter can serve as a guide for how public speaking will "pop up" in your life once you've completed this class.
- Ceremonial speeches are intended to praise, pay tribute to, and celebrate individuals or groups in ways that bring audience members together on special occasions. These speeches should be prepared ahead of time, brief, and occasion focused.
 - In a speech of introduction, get to know the person you are introducing, say his or her name correctly several times during the speech, establish his or her credentials, and set the tone of the event.

- For a speech of welcome, welcome the audience, provide key information about upcoming events, announce any changes to the program, acknowledge sponsors and VIPs, and convey logistical information.
 - When presenting an award, state the name of the award and its purpose, connect the award to the values of the organization presenting it, describe the selection process, acknowledge the winner, share his or her qualifications, and connect him or her to the legacy of the award.
 - When accepting an award, be gracious and humble, thank the group presenting the award, thank fellow nominees, and thank those who helped make your accomplishments possible.
 - When delivering a toast, be spontaneous and genuine, share a personal anecdote, use humor that has been approved by at least one other trusted person, and be brief.
 - When delivering a speech of tribute, demonstrate why the person being honored is worthy of praise, connect to the personality of the individual, do not offer a biographical sketch, and share a “moral of the story.”
 - When delivering a eulogy, prepare a well-organized speech so you can still communicate clearly and comfort others despite your own emotions.
- This I Believe speeches encourage people to speak from a personal context in a way that inspires others and crosses into civic engagement. These speeches should be positive, personal, grounded in concrete events, and not preachy.
 - Public advocacy speaking occurs mostly in civic contexts and engages people through responsible communication that invites others to listen to diverging viewpoints in a critical and compassionate way to promote social change.
 - A thesis statement summarizes the central idea of your speech and will be explained or defended using supporting material. Referencing your thesis statement often will help ensure that your speech is coherent.
 - Demographic, psychographic, and situational audience analysis help tailor your speech content to your audience.

Exercises

1. Getting integrated: This section discusses speaking in personal and/or civic contexts. Recall an experience you have already had with this type of speaking. How does your experience compare with the content in this section? Did you follow any of these guidelines? What might you do differently next time?
2. Write a speech of introduction for a classmate, friend, family member, or person that you admire.
3. Review the text of the tribute to Al Pacino at the following link: <http://www.afi.com/laa/laa07.aspx>. How does the speech establish that the honoree is worthy of praise? What elements of the honoree’s personality come through in the speech?
4. If you were to write a This I Believe speech, what would you write it on and why? Does your belief connect to public advocacy in some way? Why or why not?

References

Foss, S. K. and Karen A. Foss, *Inviting Transformation: Presentational Speaking for a Changing World*, 2nd ed. (Long Grove, IL: Waveland, 2003), 4–10.

Fripp, P., “Accepting an Award with Class,” Toastmasters International, accessed November 9, 2012, www.toastmasters.org/Members/.wardClass.aspx.

Lustig, T., “The Most Difficult Speech: The Eulogy,” Toastmasters International, accessed November 9, 2012, <http://www.toastmasters.org/ToastmastersMagazine/ToastmasterArchive/2009/December/Articles/The-Eulogy.aspx>.

Toastmasters International, “Introducing a Speaker: What Should You Say?” accessed March 17, 2012, <http://www.toastmasters.org/MainMenuCategories/FreeResources/NeedHelpGivingaSpeech/BusinessPresentations/IntroducingaSpeaker.aspx>.

Warren, J. T., and Deanna L. Fassett, *Communication: A Critical/Cultural Introduction* (Los Angeles, CA: Sage, 2011), 39.

WestsideToastmasters.com, “Presenting an Award for Maximum Impact,” accessed November 9, 2012, westsidetoastmasters.com/arti.t_2005-01.html.

-
1. “This I Believe—Essay Writing Guidelines,” accessed March 17, 2012, <http://thisibelieve.org/guidelines>. ↵

This page titled [12.1: Speaking in Personal and Civic Contexts](#) is shared under a [CC BY-NC-SA 3.0](#) license and was authored, remixed, and/or curated by [Anonymous](#) via [source content](#) that was edited to the style and standards of the LibreTexts platform; a detailed edit history is available upon request.

12.2: Speaking in Academic Settings

Learning Objectives

1. Identify strategies for adapting presentations in the following disciplines: arts and humanities, social sciences, education/training and development, science and math, and technical courses.
2. Identify strategies for effective speaking at academic conferences.

Oral communication has always been a part of higher education, and communication skills in general became more of a focus for colleges and universities in the late part of the twentieth century, as the first “communication across the curriculum” programs began to develop. These programs focus on the importance of writing and speaking skills for further academic, professional, and civic development. Your school may very well have a communication across the curriculum program that includes requirements for foundational speaking and writing skills that are then built on in later classes. Whether your school has a communication across the curriculum program or not, it is important to know that the skills you develop in this class serve as a scaffold from which you can continue to build and develop speaking skills that are tailored to the needs of your particular field of study. As you participate in oral communication within and about your field of study, you become socialized into the discipline-specific ways of communicating necessary to be successful in that field. This communicative process starts in the classroom (Dannels, 2001).

Speaking to Professors and Classmates

What does a good communicator in a science class look and sound like? What does a good communicator in a history class look and sound like? While there will be some overlap in the answers to those questions, there are also specific differences based on the expectations for oral communication within those fields of study. Knowing that speaking is context specific can help you learn which presentation style will earn you a better grade based on the discipline and the course (Dannels, 2001).



Students are often asked to think of a classroom presentation as a simulation of a speaking situation they may encounter in their desired career.

Tulane Public Relations – School Social Work-8 – CC BY 2.0.

Although instructors try to bring professional contexts into the classroom, students have difficulty or avoid engaging with a “made-up” customer or company. Making a more conscious effort to view the classroom as a training ground that simulates, but doesn’t replicate, the environment of your chosen career field can make your transition from student to practitioner more successful (Dannels, 2000). While students know they are being graded and their primary audience is their professor, you and your classmates are also audience members in the class who can use the opportunity to practice communicating in ways relevant to your career path in addition to completing the assignment and getting a good grade.

Social Sciences

Social sciences include psychology, sociology, criminology, and political science, among others. Speaking in the social sciences is driven by quantitative or qualitative data reviewed in existing literature or from original research projects that focus on historical or

current social issues. Social scientists often rely on quantitative and/or qualitative research and evidence in their presentations. Qualitative research focuses on describing and interpreting social phenomena using data collected through methods such as participant observation and interviewing—in short, watching and/or talking to people. Qualitative researchers value the subjectivity that comes from individual perspectives and seek to capture the thoughts and feelings of research participants and convey them using descriptive writing that allows readers to think, see, and feel along with the participant. Quantitative social scientists use statistics to provide evidence for a conclusion and collect data about social phenomena using methods such as surveys and experiments. Since these methods are more controlled, the information gathered is turned into numerical data that can be statistically analyzed. Rather than valuing subjectivity and trying to see the world through the perspective of their research subjects, as qualitative researchers do, quantitative researchers seek to use data to describe and explain social phenomena in objective and precise ways so their findings can be generalized to larger populations. Knowing what counts as credible data for each type of research is an important part of speaking in the social sciences. Some social scientists use qualitative and quantitative research, but many people have a preferred method, and individual instructors may expect students to use one or the other.

Presentations in the social sciences usually connect to historical or current social issues. Students may be expected to conduct a literature review on a particular societal issue related to race or poverty, for example. When presenting a literature review, students are expected to review a substantial number of primary sources and then synthesize them together to provide insight into an issue. Many students make a mistake of simply summarizing articles in a literature review. Students should put various authors in conversation with one another by comparing and contrasting the various perspectives and identifying themes within the research.

Students in social work and political science courses may be asked to evaluate or propose policies relevant to a societal issue. Reviewing information about persuasive speeches, discussed earlier, that include propositions of policy may be helpful. This type of presentation involves researching current and proposed legislation and may involve comparing and contrasting policies in one area with policies in another. A student in a social work class may be asked to investigate policies in urban areas related to homeless youth. A political science student may be asked to investigate the political arguments used in states that have passed “right to work” legislation. In any case, presentations in the social sciences may be informative or persuasive but should be socially relevant and research based.

Arts and Humanities

Speaking in the arts and humanities usually involves critiquing, reviewing, or comparing and contrasting existing literature, art, philosophies, or historical texts in ways that connect the historical and contemporary. It may also involve creating and explaining original works of art. Students in the arts may give presentations on fine arts like painting and sculpting or performing arts like theater and dance. Students in the humanities may present in courses related to philosophy, English, and history, among other things.



Students in the arts present original works to their professors and classmates.

Jon Ross – [Art work – newspaper project on wall collected](#) – CC BY-ND 2.0.

Research in these fields is based more on existing texts and sources rather than data created through original research as in the sciences and social sciences. In the arts, students may be expected to create an original final product to present, which may entail explaining the inspiration and process involved in creating a sculpture or actually performing an original dance or song. In either

case, there is an important visual component that accompanies presentations. In the humanities, visual support is not as central as it is in many other fields (Dannels, 2001). Given that the humanities rely primarily on existing texts for information, students may be asked to synthesize and paraphrase information in a literature review, just as a student in the social sciences would. Frequently, students in the arts and humanities are asked to connect a work of art, a literary work, a philosophy, or a historical event to their own lives and/or to present day society. Students may also be asked to compare and contrast works of art, literature, or philosophies, which requires synthesis and critical thinking skills.

The arts and humanities also engage in criticism more than other fields. Being able to give and receive constructive criticism is very important, especially since many people take their art or their writing personally. Some projects are even juried, meaning that an artist needs to be prepared to engage with several instructors or selected judges and explain their work and process through feedback and constructive criticism.

Education/Training and Development

Speaking in education/training and development involves students delivering a lecture, facilitating a discussion, or running an activity as if they were actually teaching or training. In each of these cases, students will be evaluated on their ability to present content in a progressive way that builds new knowledge from existing knowledge, interact with their audience (students or trainees), and connect their content to the bigger picture or the overarching objectives for the lesson and course. Teachers and trainers also need to be able to translate content into relevant examples and present for long periods of time, adapting as they go to fit the changing class dynamics. All levels of the education and training and development fields include a focus on the importance of communication and public speaking. Listening is also a central part of teaching and training. Aside from being judged on how technical information is broken down as a speaker in a technical class may be, speakers in education and training are evaluated more on their nonverbal communication.

Immediacy behaviors are important parts of teaching and training. Immediacy behaviors are verbal and nonverbal communication patterns that indicate a teacher's approachability. Effective use of immediacy behaviors helps reduce perceived distance between the teacher and student or trainer and trainee. Some immediacy behaviors include changes in vocal pitch, smiling, leaning in toward a person, nodding, providing other positive nonverbal feedback while listening, and using humor effectively. Teachers who are more skilled at expressing immediacy receive higher evaluations, and their students learn more (Richmond, Lane, & McCroskey, 2006). Immediacy behaviors are important for lecturing, facilitating, and interacting with students or trainees one-on-one.

Tips for Effective Lectures (Svinicki & McKeachie, 2011)

- Put content that you are excited about in lectures.
- Move around to engage the audience; don't get stuck behind a lectern or computer.
- Actually write out examples; don't expect them to "come to you" as you lecture.
- Include notes to yourself to stop and ask for questions or pose a direct question to the audience.
- Start the lecture by connecting to something the audience has already learned, and then say what this lecture will add to their knowledge and how it fits into what will be learned later in the class.
- Do not lecture for more than twenty minutes without breaking it up with something more interactive.

Tips for Effective Discussion Facilitation (Svinicki & McKeachie, 2011)

- Start the discussion off with an example that connects to something the audience is familiar with.
- Do not be afraid of silence. Pose the question. Repeat it or rephrase it once if needed and then wait for a response. Too often facilitators pose a question, wait a second, repeat and rephrase the question to the point that everyone is confused, and then end up answering their own question.
- Listen supportively and do not move from one person to the next without responding to his or her comment verbally and nonverbally. Use this as an opportunity to pivot from a response back to the topic of discussion, to another example, or to another person.
- Spend time making good discussion questions. Good discussion questions usually contain a sentence or two that sets up the context for the question. The question should be open ended, not "yes or no." Have follow-up questions prepared to move the discussion along.
- If students/trainees are not actively participating, you can have them write a brief response first, then share it with a neighbor, then come back to group discussion. This is the "think, pair, share" method.

📌 "Getting Plugged In"

Online Teaching and Learning

Online courses are becoming more common. You may have even taken an online course or may be taking this class online. Although we have an understanding of how the typical classroom functions, since we have been socialized into it, the online classroom presents a whole new set of variables and challenges. Some of our past classroom experiences will be relevant and some will not. Many online instructors and students are expected to “figure it out” as they go, which leads to frustrated teachers and students (Ragan, 2011). We’ll learn some tips for making online teaching and learning more effective for instructors and students next. The amount of research and information available about online teaching and learning has increased dramatically in recent years, so there is much more information that isn’t included here. More resources for online teaching and learning can be found at the following link: http://www.eiu.edu/adulted/online_tips.php.

Tips for Instructors

- Set a schedule and keep to it. A major difference between a brick-and-mortar classroom and an online classroom is the asynchronous nature. In most cases, the instructor and individual students can do their class work at different times rather than all together at scheduled times. This is a major reason for popularity of online courses, since a busy professional, single parent, or member of the military can get a college education on his or her own time frame. You can preserve this flexibility while still providing structure by grading assignments promptly, setting regular days and times for course updates, and charting a progressive path with start and end dates for lessons/units so that students aren’t completing all the work during the last week of class.
- Reveal online materials as they are relevant. Don’t have everything for the whole semester visible, as it can be overwhelming and difficult to navigate.
- Monitor and manage student progress by communicating with students about missed and upcoming assignments. Online students are expected to be more independent, but the instructor should still serve as a guide.
- Create a “frequently asked questions” document that addresses common areas of concern for students, and allow students to pose new questions so you can add them to the document.
- Do informal assessments to check in with students to get feedback on the course. Don’t wait for end-of-semester evaluations. Ask them what they like about the course and for suggestions for improvement.
- Find ways to make the course interactive: create a “questions forum” where students can ask questions like they would by raising their hand in class; use peer learning to have students engage with each other about the content; use images, audio, and video; and use real-time chats or video conferencing.

Tips for Students

- Schedule a time to do your online class work that works for your schedule and stick to it. Make sure that the time spent engaged directly with the course at least equals the amount a regular class would meet, typically about three hours a week for a sixteen-week semester. This doesn’t include homework and study time, which will also need to be scheduled in.
 - Since technology is the primary channel for your learning, plan ahead for how you will deal with technological failures. Identify an additional place where you can access the Internet if necessary. Keep all your course documents backed up on a thumb drive so you can do course work “on the go” on computers other than your own.
 - Ask questions when you have them so you don’t get lost and behind.
 - Practice good “netiquette” when communicating with your instructor and classmates.
1. What are some positives and negatives of online learning—from a teacher’s perspective and from a student’s perspective?
 2. What courses do you think would translate well to an online environment? What courses would be difficult to teach online?

Science and Math

Speaking in science and math usually focuses on using established methods and logic to find and report objective results. Science includes subjects such as biology, physics, and chemistry, and math includes subjects such as statistics, calculus, and math theory. You may not think that communication and public speaking are as central to these courses as they are in the humanities and social sciences—and you are right, at least in terms of public perception. The straightforwardness and objectivity of these fields make some people believe that skilled communication is unnecessary, since the process and results speak for themselves. This is not the case, however, as scientists are increasingly being expected to interact with various stakeholders, including funding sources, oversight agencies, and the public.



Scientists present results of original research.

Craig Anderson – [Scientists](#) – CC BY-SA 2.0.

The ability to edit and discern what information is relevant for a presentation is very important in these fields. Scientists and mathematicians are often considered competent communicators when they are concise but cover the material in enough detail to be understood (Dannels, 2001). Poster presentations are common methods of public communication in science and math and are an excellent example of when editing skills are valuable. Posters should be professional looking and visually appealing and concisely present how the information being presented conforms to expected scientific or logical methods. It is difficult, for example, to decide what details from each step of the scientific method should be included on the poster. The same difficulties emerge in oral scientific research reports, which also require a speaker to distill complex information into a limited time frame. Research shows that common critiques by biology instructors of student presentations include going over the time limit and rambling (Bayer, Curto, & Kriley, 2005). Some presentations may focus more on results while others focus more on a method or procedure, so it's important to know what the expectations for the presentation are. Scientists also engage in persuasive speaking. Scientists' work is funded through a variety of sources, so knowing how to propose a research project using primary-source scientific data in a persuasive way is important.

Technical Courses

Speaking in technical courses focuses on learning through testing, replication, and design and then translating the technical information involved in those processes into lay terms. Technical courses appear in most disciplines but are more common in fields like computer science, engineering, and fire sciences. Technical vocational courses like welding, electronics, and woodworking would also fall into this category. Some nursing courses and many courses for medical technicians are considered technical courses. There is a perception of technical courses as training grounds where you give people a manual, they memorize it, regurgitate it, and then try to put the skills into practice. If that were the case, then a range of communication skills wouldn't be as necessary. However, the goal of such courses has changed in recent years to focus more on educating professionals rather than training technicians (Dannels, 2000).

Technical courses may include research, but testing, replication, and design are usually more important. A main focus in these courses is to translate technical information into lay terms (Dannels, 2001). A key communication path in technical fields is between professional and customer/client, but you can't just think of the client as the only person for whom the information must be translated. Technical professionals also have to communicate with a range of people along the way, including managers, colleagues, funding sources, machinists, and so on. Team projects are common in technical courses, especially in courses related to design, so being able to work effectively in groups and present information as a group is important. Much of the presentation in technical courses will be data driven, which is informative. While data may be compelling and the merits of a design self-evident for internal audiences, external audiences will require more information, and selling ideas requires persuasive speaking skills. To help prepare students in technical courses to adapt to these various audiences, instructors often use assignments that ask students to view their classmates and instructor as customers, colleagues, or funding sources that they might encounter once in their career. As was noted earlier, students may not take these simulations seriously, which is a missed opportunity for applied, practical learning.

Speaking at Academic Conferences

Undergraduate students, graduate students, faculty, and administrators have opportunities to present at academic conferences, which are local, regional, national, or international events at which students, teachers, professionals, and practitioners gather to discuss and share knowledge in a particular field of study. Presenting at or even attending a conference can be intimidating. The National Communication Association provides useful resources on the “how to” of academic conferencing including frequently asked questions and professional standards and guidelines that will be helpful when preparing for any conference: <http://natcom.org/conventionresources>.



Figure: Students and faculty from all fields of study have opportunities to present at academic conferences. University of Central Arkansas – [Studying](#) – CC BY-NC-ND 2.0.

When planning a presentation at an academic conference, you should spend time creating a “sexy” and descriptive title. You want something “sexy,” meaning that it gets people’s attention and connects to a current and relevant topic, and descriptive, so that people can get a sense for what the presentation will include. Most conferences have numerous concurrent sessions running, so in a way, you are competing with people in other rooms who are speaking at the same time slot. Getting people in the room is important for networking to take place. The blog entry at the following link contains useful information about “How to Write Killer Conference Session Titles That Attract Attendees”: <http://jeffhurblog.com/2010/03/17/h.erence-session-titles-that-attract-attendees>.

A frequent complaint about conference presentations stems from speakers who try to cram too much information into their ten-minute time slot. Presenters at academic conferences are usually presenting recently completed original research or research that is in progress. The papers that are submitted for review for the conference are usually about twenty-five to thirty pages long. It would take about an hour to present the whole paper, but since most conferences occur as part of a panel, with four to five speakers and a seventy-five-minute time slot, each speaker usually gets between ten and fifteen minutes to present. Therefore conference presenters must use their editing skills to cut their papers down to fit their time limit. As we’ve already learned in Chapter 9 “Preparing a Speech”, writing something that will be read and writing something that will be listened to are two different styles of writing and require different skill sets. So hacking your twenty-five-page paper down to five pages isn’t enough, as you also need to translate that writing into an oral style. Even at communication conferences, where presenters definitely “know better,” I’ve seen people try to speed read their way through a ten- to twelve-page paper because they could only bring themselves to cut it down by half. As a writer, I know it’s difficult to cut your own work down, because we often think that everything is important, but it’s really not, and even if it was, there’s no time to go over it all. So, since almost all presenters at academic conferences are faced with the same problem of too much information and too little time, it’s important to adapt the paper to a completely different structure than the original form in order to effectively achieve your speaking goals. Additionally, it’s very difficult to anticipate how many people will attend your conference session—it may be forty, or two. I usually prepare a typically formal conference presentation for an audience of ten to thirty people, but I am also prepared to do something more informal. Especially in situations where there are more panelists than audience members, I’ve found it useful to just make a circle with chairs and have a more informal and interactive discussion.

When preparing the presentation, follow these steps: determine the take-home message, determine the main question, add supporting material, and compose the introduction and conclusion (Morgan & Whitener, 2006). The “take-home message” is the one concept or finding that captures the combined importance of all the data and findings. This is what the speaker wants the audience to have memorized by the end of the speech. It provides a theme or thread for the whole presentation and can therefore be used to help determine what needs to stay in the presentation and what should be left out. This functions like the thesis statement of a typical informative or persuasive speech. The next step in preparing the presentation is identifying the main question. The main question will be answered in the talk through the presentation of data and findings. The take-home message should be related to the main question, perhaps even answer it, as this provides a logical flow for the presentation. Explicitly stating the take-home message and main question in the speech helps the audience process the information and helps a speaker keep only the information relevant to them, which helps prevent information overload. The following link contains some information from the National Communication Association about “How to Make the Most of Your Presentation”: <http://natcom.org/Tertiary.aspx?id=1763>.

Key Takeaways

- The need for public speaking skills extends beyond this classroom to other parts of academia but will vary based on your discipline. Knowing how to speak in discipline-specific ways can help you be a more successful student.
- Student speakers in the social sciences present reviews of existing research or the results of original quantitative or qualitative research related to current social issues.
- Student speakers in the arts and humanities critique, review, and compare and contrast existing art, literature, and historical texts. Students are also asked to paraphrase and synthesize existing texts and connect past art or literature to contemporary society.
- Student speakers in education/training and development lecture, facilitate discussion, and run activities as if they were actually teaching or training. Students need to be able to break down complex concepts and progressively build on them while sharing examples and connecting to the bigger picture of the course. Students will also be evaluated on nonverbal immediacy behaviors.
- Student speakers in science and math courses deliver presentation content based on the scientific method and systems of logic. Students may focus on sharing the results of a research project or problem or focus on a specific method or procedure related to science or math.
- Student speakers in technical courses present “how-to” information regarding mechanical or information processes. They also translate technical information for lay audiences. Presentation content is often data driven, but products and designs must still be sold to various audiences, so persuasive skills are also important.
- Presentations at academic conferences must be severely edited to fit time frames of approximately ten minutes. Many speakers try to cram too much information into their time frame. Narrow your presentation down to an introduction, an interrogation of a main question, and a concluding take-home message.

Exercises

1. Getting integrated: Does your major or career interest fall into the social sciences, arts and humanities, education/training and development, science and math, or technical courses? Which strategies for speaking in that area have you already witnessed among your professors or classmates? Which strategies do you think will be most helpful for you to learn/improve on? Which are you already doing well on?
2. Identify an academic conference related to your desired career field and visit the conference association’s website. When is the conference? How do you submit to attend? Do they have any advice listed for presenting at their conference? If so, compare and contrast the advice they offer with the advice in this chapter.

References

- Bayer, T., Karen Curto, and Charity Kriley, “Acquiring Expertise in Discipline-Specific Discourse: An Interdisciplinary Exercise in Learning to Speak Biology,” *Across the Disciplines: A Journal of Language, Learning, and Academic Writing* 2 (2005), accessed March 15, 2012, http://wac.colostate.edu/atd/articles/bayer_curto_kriley2005.cfm.
- Dannels, D. P., “Learning to Be Professional: Technical Classroom Discourse, Practice, and Professional Identity Construction,” *Journal of Business and Technical Communication* 14, no. 5 (2000): 28.
- Dannels, D. P., “Time to Speak Up: A Theoretical Framework of Situated Pedagogy and Practice for Communication across the Curriculum,” *Communication Education* 50, no. 2 (2001): 151.

Morgan, S. and Barrett Whitener, *Speaking about Science: A Manual for Creating Clear Presentations* (New York, NY: Cambridge, 2006), 9–16, 35–47.

Ragan, L. C., *10 Principles of Effective Online Teaching: Best Practices in Distance Education* (Madison, WI: Magna Publications, 2011), 6, accessed March 17, 2012, <http://www.facultyfocus.com/free-reports/principles-of-effective-online-teaching-best-practices-in-distance-education>.

Richmond, V. P., Derek R. Lane, and James C. McCroskey, “Teacher Immediacy and the Teacher-Student Relationship,” in *Handbook of Instructional Communication: Rhetorical and Relational Perspectives*, eds. Timothy P. Mottet, Virginia P. Richmond, and James C. McCroskey (Boston, MA: Pearson, 2006), 170.

Svinicki, M. and Wilbert J. McKeachie, *McKeachie’s Teaching Tips*, 13th ed. (Belmont, CA: Wadsworth, 2011): 55–71.

This page titled [12.2: Speaking in Academic Settings](#) is shared under a [CC BY-NC-SA 3.0](#) license and was authored, remixed, and/or curated by [Anonymous](#) via [source content](#) that was edited to the style and standards of the LibreTexts platform; a detailed edit history is available upon request.

12.3: Speaking in Business Settings

Learning Objectives

1. Employ audience analysis to adapt communication to supervisors, colleagues, employees, and clients.
2. Explain the role of intercultural communication competence in intercultural business communication contexts.
3. Identify strategies for handling question-and-answer periods.
4. Identify strategies for effectively planning and delivering common business presentations, including briefings, reports, training, and meetings.

Most people's goal for a college degree is to work in a desired career field. Many of you are probably working while taking this class and already have experience with speaking in business settings. As you advance in your career, and potentially change career paths as many Americans do now, the nature of your communication and the contexts in which you speak will change. Today's workers must be able to adapt content, level of formality, and format to various audiences including the public, clients, and colleagues (Dannels, 2001). What counts as a good communicator for one audience and in one field may not in another. There is wide variety of research and resources related to business communication that cannot be included in this section. The International Association of Business Communicators is a good resource for people interested in a career in this area: <http://www.iabc.com>.

Adapt to Your Audience

Speaking in business settings requires adaptability as a communicator. Hopefully the skills that you are building to improve your communication competence by taking this class will enable you to be adaptable and successful. The following suggestions for adapting to your audience are based on general characteristics; therefore expect variations and exceptions. A competent communicator can use categories and strategies like these as a starting point but must always monitor the communication taking place and adapt as needed. In many cases, you may have a diverse audience with supervisors, colleagues, and employees, in which case you would need to employ multiple strategies for effective business communication.

Even though much of the day-to-day communication within organizations is written in the form of memos, e-mails, and reports, oral communication has an important place. The increase in documentation is related to an epidemic of poor listening. Many people can't or don't try to retain information they receive aurally, while written communication provides a record and proof that all the required and detailed information was conveyed. An increase in written communication adds time and costs that oral communication doesn't. Writing and reading are slower forms of communication than speaking, and face-to-face speaking uses more human senses, allows for feedback and clarification, and helps establish relationships (Nichols & Stevens, 1999).



Figure 12.3.1: Much communication in the workplace is written for the sake of documentation. Oral communication, however, is often more efficient if people practice good listening skills. Queen's University – [Alumni Volunteer Summit](#) – CC BY-NC-ND 2.0.

It's important to remember that many people do not practice good listening skills and that being understood contributes to effectiveness and success. You obviously can't make someone listen better or require him or her to listen actively, but you can strive to make your communication more listenable and digestible for various audiences.

Speaking to Executives/Supervisors

Upward communication includes speeches, proposals, or briefings that are directed at audience members who hold higher positions in the organizational hierarchy than the sender. Upward communication is usually the most lacking within an organization, so it is important to take advantage of the opportunity and use it to your advantage (Nichols & Stevens, 1999). These messages usually function to inform supervisors about the status or results of projects and provide suggestions for improvement, which can help people feel included in the organizational process and lead to an increased understanding and acceptance of management decisions (Adler & Elmhorst, 2005). So how do we adapt messages for upward communication?

The “executive summary” emerged from the fact that executives have tightly scheduled days and prefer concise, relevant information. Executive summaries are usually produced in written form but must also be conveyed orally. You should build some repetition and redundancy into an oral presentation of an executive summary, but you do not need such repetition in the written version. This allows you to emphasize a main idea while leaving some of the supporting facts out of an oral presentation. If an executive or supervisor leaves a presentation with a clear understanding of the main idea, the supporting material and facts will be meaningful when they are reviewed later. However, leaving a presentation with facts but not the main idea may result in the need for another presentation or briefing, which costs an organization time and money. Even when such a misunderstanding is due to the executives’ poor listening skills, it will likely be you who is blamed.

Employees want to be seen as competent, and demonstrating oral communication skills is a good way to be noticed and show off your technical and professional abilities (Bartolome, 1999). Presentations are “high-visibility tasks” that establish a person’s credibility when performed well (Weinholdt, 2006). Don’t take advantage of this visibility to the point that you perform only for the boss or focus on him or her at the expense of other people in the audience. Do, however, tailor your message to the “language of executives.” Executives and supervisors often have a more macro perspective of an organization and may be concerned with how day-to-day tasks match with the mission and vision of the organization. So making this connection explicit in your presentation can help make your presentation stand out.

Be aware of the organizational hierarchy and territory when speaking to executives and supervisors. Steering into terrain that is under someone else’s purview can get you in trouble if that person guards his or her territory (McCaskey, 1999). For example, making a suggestion about marketing during a presentation about human resources can ruffle the marketing manager’s feathers and lead to negative consequences for you. Also be aware that it can be challenging to deliver bad news to a boss. When delivering bad news, frame it in a way that highlights your concern for the health of the organization. An employee’s reluctance to discuss problems with a boss leads to more risk for an organization (Bartolome, 1999). The sooner a problem is known, the better for the organization.

Speaking to Colleagues

Much of our day-to-day communication in business settings is horizontal communication with our colleagues or people who are on the same approximate level in the organizational hierarchy. This communication may occur between colleagues working in the same area or between colleagues with different areas of expertise. Such horizontal communication usually functions to help people coordinate tasks, solve problems, and share information. When effective, this can lead to more cooperation among employees and a greater understanding of the “big picture” or larger function of an organization. When it is not effective, this can lead to territoriality, rivalry, and miscommunication when speaking across knowledge and task areas that require specialization (Adler & Elmhorst, 2005).

Many colleagues work collaboratively to share ideas and accomplish tasks together. In a sharing environment, it can be easy to forget where an idea started. This becomes an issue when it comes time for credit or recognition to be given. Make sure to give credit to people who worked with you on a project or an idea. If you can’t remember where an idea came from, it may be better to note that it was a “group effort” than to assume it was yours and risk alienating a colleague.

Speaking to Supervisees/Employees

Downward communication includes messages directed at audience members who hold a lower place on the organizational hierarchy than the sender. As a supervisor, you will also have to speak to people whom you manage or employ. Downward communication usually involves job instructions, explanations of organizational policies, providing feedback, and welcoming newcomers to an organization.



Figure 12.3.2: Supervisors can set a good example by keeping a good flow of information going to their employees. [Wikimedia Commons](#) – public domain.

This type of communication can have positive results in terms of preventing or correcting employee errors and increasing job satisfaction and morale. If the communication is not effective, it can lead to unclear messages that lead to misunderstandings and mistakes (Adler & Elmhurst, 2005).

During this type of “top-down” communication, employees may not ask valuable questions. So it is important to create an open atmosphere that encourages questions. Even though including an open discussion after a presentation takes more time, it helps prevent avoidable mistakes and wasted time and money. Let your audience know before a presentation that you will take questions, and then officially open the floor to questions when you are ready. Question-and-answer sessions are a good way to keep information flowing in an organization, and there is more information about handling these sessions in the “Getting Competent” box in this chapter.

A good supervisor should keep his or her employees informed, provide constructive feedback, explain the decisions and policies of the organization, be honest about challenges and problems, and facilitate the flow of information (Bartolome, 1999). Information should flow to and away from supervisors. Supervisors help set the tone for the communication climate of an organization and can serve as models of expectations of oral communication. Being prepared, consistent, open, and engaging helps sustain communication, which helps sustain morale. Supervisors also send messages, intentional or unintentional, based on where they deliver their presentations. For example, making people come to the executive conference room may be convenient for the boss but intimidating for other workers (Larkin & Larkin, 1999).

Speaking to Clients / Customers / Funding Sources

Communication to outside stakeholders includes messages sent from service providers to people who are not employed by the organization but conduct business with or support it. These stakeholders include clients, customers, and funding sources. Communication to stakeholders may be informative or persuasive. When first starting a relationship with one of these stakeholders, the communication is likely to be persuasive in nature, trying to convince either a client to take services, a customer to buy a product, or a funding source to provide financing. Once a relationship is established, communication may take the form of more informative progress reports and again turn persuasive when it comes time to renegotiate or renew a contract or agreement.

As with other types of workplace communication, information flow is important. Many people see a lack of information flow as a sign of trouble, so make sure to be consistent in your level of communication through progress reports or status briefings even if there isn't a major development to report. Strategic ambiguity may be useful in some situations, but too much ambiguity also leads to suspicions that can damage a provider-client relationship. Make sure your nonverbal communication doesn't contradict your verbal communication.

When preparing for a presentation to clients, customers, or funding sources, start to establish a relationship before actually presenting. This will help you understand what they want and need and will allow you to tailor your presentation to their needs. These interactions also help establish rapport, which can increase your credibility. Many people making a proposal mistakenly focus on themselves or their product or service. Focus instead on the needs of the client. Listen closely to what they say and then explain their needs as you see them and how your product or service will satisfy those needs (Adler & Elmhurst, 2005). Focus on

the positive consequences or benefits that will result from initiating a business relationship with you. If you'll recall from the chapter titled "Informative and Persuasive Speaking", this is similar to Monroe's Motivated Sequence organization pattern, which gets the audience's attention, establishes the existence of a need or problem, presents a solution to fill the need, asks the audience to visualize positive results of adopting the solution, and then calls the audience to action.

Use sophisticated and professional visual aids to help sell your idea, service, or product. You can use strategies from our earlier discussion of visual aids, but add a sales twist. Develop a "money slide" that gets the audience's attention with compelling and hopefully selling content that makes audience members want to reach for their pen to sign a check or a contract (Morgan & Whitener, 2006).



Figure 12.3.3: Include a "money slide" in your presentation to potential clients or customers that really sells your idea. Yair Aronshtam – Slide projector – CC BY-SA 2.0.

Proposals and pitches may be cut short, so imagine what you would do if you arrived to present and were told that you had to cut it down to one minute. If you were prepared, you could pull out your money slide. The money slide could be the most important finding, a startling or compelling statistic, an instructive figure or chart, or some other combination of text and graphic that connects to the listener. Avoid the temptation to make a complicated money slide. The point isn't to fit as much as you can onto one slide but to best communicate the most important idea or piece of information you have. A verbal version of the money slide is the elevator speech. This is your sales pitch that captures the highlights of what you have to offer that can be delivered in a short time frame. I recommend developing a thirty-second, one-minute, and two-minute version of your elevator speech and having it on standby at all times.

Speaking in Intercultural Contexts

It's no surprise that business communication is occurring in more intercultural contexts. Many companies and consulting firms offer cross-cultural training for businesspeople, and college programs in cross-cultural training and international business also help prepare people to conduct business in intercultural contexts. For specific information about conducting business in more than thirty-two countries, you can visit the following link: <http://www.cyborlink.com>.

While these trainings and resources are beneficial, many people expect intercultural business communication training to be reduced to a series of checklists or rules for various intercultural interactions that may be conveyed in a two-hour, predeparture "everything you need to know about Japanese business culture" training. This type of culture-specific approach to cross-cultural training does not really stand up to the complex situations in which international business communicators find themselves (Victor, 1993). Scholars trained more recently in culture and communication prefer a culture-general approach that focuses on "tools" rather than "rules." Remember that intercultural competence is relative to the native and host cultures of the people involved in an intercultural encounter, and therefore notions of what is interculturally competent change quickly (Ulijn et al., 2000). To review some of our earlier discussion, elements of intercultural competence involve the ability to identify potential misunderstandings before they occur, be a high self-monitor, and be aware of how self and others make judgments of value (Ulijn et al., 2000).

I will overview some intercultural business communication tips that are more like rules, but remember there are always exceptions, so other competent communication skills should be on standby to help you adapt when the rules approach stops working (Thrush, 1993).

In terms of verbal communication, make sure to use good pronunciation and articulation. Even if you speak a different language than your audience, clearer communication on your part will help the message get through better. Avoid idiomatic expressions and

acronyms, since the meaning of those types of verbal communication are usually only known to cultural insiders. Try to use geographically and culturally relevant examples—for example, referencing the World Cup instead of the World Series. Be aware of differences in communication between high- and low-context cultures. Note that people from low-context cultures may feel frustrated by the ambiguity of speakers from high-context cultures, while speakers from high-context cultures may feel overwhelmed or even insulted by the level of detail used by low-context communicators. The long history of family businesses doing business with family businesses in France means that communication at meetings and in business letters operates at a high context. Dates and prices may not be mentioned at all, which could be very frustrating for an American businessperson used to highly detailed negotiations. The high level of detail used by US Americans may be seen as simplistic or childish to audience members from high-context cultures. Include some materials in the native language or include a glossary of terms if you're using specific or new vocabulary. Don't assume that the audience needs it, but have it just in case.

Also be aware that different cultures interpret graphics differently. Two well-known cases of differing interpretations of graphics involve computer icons. First, the “trash” icon first used on Mac desktops doesn't match what wastebaskets look like in many other countries. Second, the US-style “mailbox” used as an icon for many e-mail programs doesn't match with the mail experiences of people in most other countries and has since been replaced by the much more universally recognizable envelope icon. Nonelectronic symbols also have different cultural meanings. People in the United States often note that they are pursuing the “blue ribbon” prize or standard in their business, which is the color ribbon used to designate second place in the United Kingdom.

“Getting Competent”: Handling Question-and-Answer Periods

Question-and-answer (Q&A) periods allow for important interaction between a speaker and his or her audience. Speakers should always be accountable for the content of their speech, whether informative or persuasive, and making yourself available for questions is a good way to demonstrate such accountability. Question-and-answer sessions can take many forms in many contexts. You may entertain questions after a classroom or conference presentation. Colleagues often have questions after a briefing or training. Your supervisor or customers may have questions after a demonstration. Some question-and-answer periods, like ones after sales pitches or after presentations to a supervisor, may be evaluative, meaning you are being judged in terms of your content and presentation. Others may be more information based, meaning that people ask follow-up questions or seek clarification or more detail. In any case, there are some guidelines that may help you more effectively handle question-and-answer periods (Toastmasters International, 2012; Morgan & Whitener, 2006).

Setting the stage for Q&A. If you know you will have a Q&A period after your presentation, alert your audience ahead of time. This will prompt them to take note of questions as they arise, so they don't forget them by the end of the talk. Try to anticipate questions that the audience may have and try to proactively answer them in the presentation if possible; otherwise, be prepared to answer them at the end. At the end of your presentation, verbally and nonverbally indicate that the Q&A session is open. You can verbally invite questions and nonverbally shift your posture or position to indicate the change in format.

Reacting to questions. In evaluative or informative Q&A periods, speakers may feel defensive of their idea, position, or presentation style. Don't let this show to the audience. Remember, accountability is a good thing as a speaker, and audience members usually ask pertinent and valid questions, even if you think they aren't initially. Repeating a question after it is asked serves several functions. It ensures that people not around the person asking the question get to hear it. It allows speakers to start to formulate a response as they repeat the question. It also allows speakers to ensure they understood the question correctly by saying something like “What I hear you asking is...” Once you've repeated the question, respond to the person who posed the question, but also address the whole audience. It is awkward when a speaker just talks to one person. Be cautious not to overuse the statement “That's a good question.” Saying that more than once or twice lessens its sincerity.

Keeping the Q&A on track. To help keep the Q&A period on track, tie a question to one of the main ideas from your presentation and make that connection explicit in your response. Having a clearly stated and repeated main idea for your presentation will help set useful parameters for which questions fall within the scope of the presentation and which do not. If someone poses a question that is irrelevant or off track, you can politely ask them to relate it to a main idea from the talk. If they can't, you can offer to talk to them individually about their question after the session. Don't engage with an irrelevant question, even if you know the answer. Answering one “off-track” question invites more, which veers the Q&A session further from the main idea.

Responding to multipart questions. People often ask more than one question at a time. As a speaker and audience member this can be frustrating. Countless times, I have seen a speaker only address the second question and then never get back to the first. By that point, the person who asked the question and the audience have also usually forgotten about the first part of the

question. As a speaker, it is perfectly OK to take notes during a Q&A session. I personally take notes to help me address multipart questions. You can also verbally reiterate the question to make sure you know which parts need to be addressed, and then address the parts in order.

Managing “Uh-oh!” moments. If a person corrects something you said in error during your presentation, thank them for the correction. After the presentation, verify whether or not it was indeed a mistake, and if it was, make sure to correct your information so you don’t repeat the mistake in future talks. Admit when you don’t know the answer to a question. It’s better to admit that you do not know the answer than to try to fake your way through it. An audience member may also “correct” you with what you know is incorrect information. In such cases, do not get into a back-and-forth argument with the person; instead, note that the information you have is different and say you will look into it.

Concluding the Q&A session. Finally, take control of your presentation again toward the end of the Q&A session. Stop taking questions in time to provide a brief wrap-up of the questions, reiterate the main idea, thank the audience for their questions, and conclude the presentation. This helps provide a sense of closure and completeness for the presentation.

1. Which of these tips could you have applied to previous question-and-answer sessions that you have participated in to make them more effective?
2. Imagine you are giving a presentation on diversity in organizations and someone asks a question about affirmative action, which was not a part of your presentation. What could you say to the person?
3. In what situations in academic, professional, or personal contexts of your life might you be engaged in an evaluative Q&A session? An information-based Q&A session?

Common Business Presentations

Now you know how to consider your audience in terms of upward, downward, or horizontal communication. You also know some of the communication preferences of common career fields. Now we will turn our attention to some of the most frequent types of business presentations: briefings, reports, training, and meetings.

Briefings

Briefings are short presentations that either update listeners about recent events or provide instructions for how to do something job related (Adler & Elmhorst, 2005). Briefings may occur as upward, downward, or horizontal communication. An industrial designer briefing project managers on the preliminary results of testing on a new product design is an example of upward briefing. A nurse who is the shift manager briefing an incoming shift of nurses on the events of the previous shift is an example of downward briefing. A representative from human resources briefing colleagues on how to use the new workplace identification badges is an example of horizontal briefing. Briefings that provide instructions like how to use a new identification badge are called technical briefings, and they are the most common type of workplace presentation (Toastmasters International, 2012). For technical briefings, consider whether your audience is composed of insiders, outsiders, or a mixture of people different levels of familiarity with the function, operation, and/or specifications of the focus of the briefing. As we have already discussed, technical speaking requires an ability to translate unfamiliar or complex information into content that is understandable and manageable for others.



Figure 12.3.4: Technical briefings, which explain how something functions or works, are the most common type of workplace presentations. Shamim Mohamed – [Debrief](#) – CC BY-SA 2.0.

As the name suggests, briefings are *brief*—usually two or three minutes. Since they are content focused, they do not require formal speech organization, complete with introduction and conclusion. Briefings are often delivered as a series of bullet points, organized topically or chronologically. The content of a briefing is usually a summary of information or a series of distilled facts, so there are rarely elements of persuasion in a briefing or much supporting information. A speaker may use simple visual aids, like an object or even a one-page handout, but more complex visual aids are usually not appropriate. In terms of delivery, briefings should be organized. Since they are usually delivered under time constraints and contain important information, brief notes and extemporaneous delivery are effective (Adler & Elmhurst, 2005).

Reports

There are numerous types of reports. The line between a briefing and short oral report is fuzzy, but in general a report is a more substantial presentation on the progress or status of a task. Reports can focus on the past, present, or future. Reports on past events may result from some type of investigation. For example, a company may be interested in finding the cause of a 15 percent decline in revenue for a branch office. Investigative reports are also focused on past events and may include a follow-up on a customer or employee complaint.

Reports on the present are often status or progress reports. Various departments or teams that make up an organization, or committees that make up a governing board, are likely to give status reports. Status reports may focus on a specific project or task or simply report on the regular functioning of a group.

Components of a Status Report (Adler & Elmhurst, 2005)

1. State the group or committee's task or purpose.
2. Describe the current status, including work done by the group and/or individuals and the methods used.
3. Report on obstacles encountered and efforts to overcome them
4. Describe the next goal or milestone of the group and offer concrete action steps and a timeline for achieving the goal.

Final reports are presented at the conclusion of a task and are similar to a progress report but include a discussion and analysis of the results of an effort. While some progress reports may only be delivered verbally, with no written component, a final report almost always has an associated written document. The written final report usually contains much more detail than is included in the oral final report, and this detail is referenced for audience members to consult if they desire more information (Adler & Elmhurst, 2005).

A common future-focused report is the feasibility report, which explores potential actions or steps and then makes recommendations for future action based on methodical evaluation. The purpose of these reports is basically to determine if an action or step is a good idea for an organization. Facebook made a much-discussed move to go public in 2012, a decision that was no doubt made after analyzing many feasibility reports.

Components of a Feasibility Report (Adler & Elmhurst, 2005)

1. Introduction to a problem or situation and its potential consequences
2. Overview of the standards used for evaluating potential courses of action
3. Overview of process used to identify and evaluate courses of action
4. Details of potential courses of action
5. Evaluation of the potential courses of action
6. Recommendation of best course of action

Training

People in supervisory or leadership positions often provide training, which includes presentations that prepare new employees for their jobs or provide instruction or development opportunities for existing employees. While some training is conducted by inside and outside consultants, the US Bureau of Labor and Statistics notes that about 75 percent of training is delivered informally while on the job (Adler & Elmhurst, 2005). As the training and development field expands, this informal training is likely to be replaced by more formalized training delivered by training professionals, many of whom will be employees of the company who have been certified to train specific areas. Organizations are investing more time and money in training because they recognize the value in having well-trained employees and then regularly adding to that training with continued development opportunities. Common focuses of training include the following:

- **Compliance with company policies.** Includes training and orienting new hires and ongoing training for existing employees related to new or changing company policies.
- **Changing workplace environments.** Diversity training and cross-cultural training for international business.
- **Compliance with legal policies.** Sexual harassment, equal employment, Americans with Disabilities Act, and ethics training.
- **Technical training.** Instructions for software, hardware, and machinery.

Companies are also investing money in training for recent college graduates who have degrees but lack the technical training needed to do a specific job. This upfront investment pays off in many situations, as this type of standardized training in field-specific communication skills and technology can lead to increased productivity.



Figure 12.3.5: Corporate trainers prepare new employees for their jobs and provide development opportunities for existing employees. Louisiana GOHSEP – [Employees Attend Training Classes](#) – CC BY-SA 2.0.

Trainers require specific skills and an ability to adapt to adult learners (Ray, 1993). Important training skills include technical skills specific to a discipline, interpersonal skills, organizational skills, and critical thinking skills. Trainers must also be able to adapt to adult learners, who may have more experience than the trainer. Training formats usually include a mixture of information presentation formats such as miniature and discussion as well as experiential opportunities for trainees to demonstrate competence such as role-play, simulation, and case-study analysis and application. Trainers should remember that adult learners learn best by doing, have previous experience that trainers can and should draw on, have different motivations for learning than typical students, and have more competing thoughts and distractions. Adult learners often want information distilled down to the “bottom line”; demonstrating how content is relevant to a specific part of their work duties or personal success is important.

Steps in Developing a Training Curriculum(Beebe, Mottet, & Roach, 2004)

1. Do background research based on literature on and observations of the training context you will be in.
2. Conduct a needs assessment to see what sort of training is desired/needed.
3. Develop training objectives based on research, observations, and needs assessment. Objectives should be observable, measurable, attainable, and specific.
4. Develop content that connects to the needs assessment.
5. Determine the time frame for training; make the training as efficient as possible.
6. Determine methods for delivering content that connect with objectives developed earlier.
7. Select and/or create training materials.
8. Create a participant’s guide that contains each activity and module of the training.
9. Include the following for each training activity: objectives, training content, time frame, method, and materials needed.
10. Test the training plan on a focus group or with experts in the field to evaluate and revise if necessary.

Meetings

Over eleven million meetings are held each day in the United States, so it is likely that you will attend and lead meetings during your career. Why do we have meetings? The fundamental reason is to get a group of people with different experiences and viewpoints together to share their knowledge and/or solve a problem. Despite their frequency and our familiarity with them,

meetings are often criticized for being worthless, a waste of time, and unnecessary. Before you call a meeting, ask yourself if it is necessary, since some issues are better resolved through a phone call, an e-mail, or a series of one-on-one meetings. Ask the following questions to help make sure the meeting is necessary: What is the goal of the meeting? What would be the consequences of not having it? How will I judge whether the meeting was successful or not? (Jay, 1999)

Meetings are important at the early stages of completing a task, as they help define a work team since the members share a space and interact with each other. Subsequent meetings should be called when people need to pool knowledge, refine ideas, consider new information, or deliberate over a decision. Most meetings are committee size, which ranges from three to ten people. The frequency of the meeting will help determine how the meeting should be run. Groups that meet daily will develop a higher level of cohesion and be able to work through an agenda quickly with little review. Most groups meet less frequently, so there typically needs to be a structured meeting agenda that includes informational items, old business, and new business.

In determining the meeting agenda, define the objectives for various items. Some items will be informative, meaning they transmit information and don't require a decision or an action. Other items will be constructive, in that they require something new to be devised or decided, such as determining a new policy or procedure. Once a new policy or procedure has been determined, a group must decide on the executive components of their decision, such as how it will be implemented and who will have responsibilities in the process. As the items progress from informational, to constructive, to executive, the amount of time required for each item increases, which will have an effect on the planning of the agenda (Jay, 1999).

After completing the agenda, continue to plan for the meeting by providing attendees with the agenda and any important supporting or supplementary materials such as meeting minutes or reports ahead of time. Consult with people who will attend a meeting beforehand to see if they have any questions about the meeting and to remind them to review the materials. You can also give people a "heads up" about any items for discussion that may be lengthy or controversial. Make sure the meeting room can accommodate the number of attendees and arrange the seating to a suitable structure, typically one where everyone can see each other. A meeting leader may also want to divide items up as "for information," "for discussion," or "for decision." Start the meeting by sharing the objective(s) that you determined in your planning. This will help hold you and the other attendees accountable and give you something to assess to determine the value of the meeting.

People's attention spans wane after the first twenty minutes of a meeting, so it may be useful to put items that warrant the most attention early on the agenda. It is also a good idea to put items that the group can agree on and will unify around before more controversial items on which the group may be divided. Anything presented at the meeting that wasn't circulated ahead of time should be brief, so people aren't spending the meeting reading through documents. To help expedite the agenda, put the length of time you think will be needed for each item or category of items on the agenda. It is important to know when to move from one item to the next. Sometimes people continue to talk even after agreement has been reached, which is usually a waste of time. You want to manage the communication within the meeting but still encourage people to speak up and share ideas. Some people take a more hands-on approach to managing the conversation than others. As the president of the graduate student body, I attended a few board of trustees meetings at my university. The chairperson of the committee had a small bell that she would ring when people got off track, engaged in personal conversations, or were being disruptive to the order of the group.

At the end of the meeting make sure to recap what was accomplished. Return to the objective you shared at the beginning and assess whether or not you accomplished it. If people feel like they get somewhere during a meeting, they will think more positively about the next one. Compile the meeting minutes in a timely fashion, within a few days and no more than a week after the meeting (Jay, 1999).

Tips for Running Effective Meetings

1. Distribute an agenda to attendees two to three days in advance of the meeting.
2. Divide items up on the agenda into "for information," "for discussion," and "for decision."
3. Put items that warrant close attention early on the agenda.
4. Since senior attendees' comments may influence or limit junior people's comments, ask for comments from junior attendees first.
5. People sometimes continue talking even after agreement has been reached, so it's important to know when to move on to the next item in the agenda.
6. At the end of a meeting, recap what was accomplished and set goals for the next meeting.
7. Compile meeting minutes within forty-eight hours and distribute them to the attendees.

Key Takeaways

- What counts as being a good communicator in one business context doesn't in another, so being able to adapt to various business settings and audiences will help you be more successful in your career.
- Upward business communication involves communicating messages up the organizational hierarchy. This type of communication is usually the most lacking in organizations. However, since oral presentations are a “high-visibility” activity, taking advantage of these opportunities can help you get noticed by bosses and, if done well, can move you up the organizational ladder. Present information succinctly in an executive summary format, building in repetition of main ideas in the oral delivery that aren't necessary for the written version. Don't just focus on the boss if there are other people present, but do connect to the vision and mission of the organization, since most managers and executives have a “big picture” view of the organization.
- Horizontal communication is communication among colleagues on the same level within an organizational hierarchy. This type of communication helps coordinate tasks and lets people from various parts of an organization get a better idea of how the whole organization functions. Many workplaces are becoming more collaborative and team oriented, but make sure you share credit for ideas and work accomplished collaboratively so as not to offend a colleague.
- Downward communication includes messages traveling down the organizational hierarchy. These messages usually focus on giving instructions, explaining company policies, or providing feedback. As a supervisor, make sure to encourage employees to ask questions following a presentation. Good information flow helps prevent employee errors and misunderstandings, which saves money.
- Initial communication with clients, customers, or funding sources is usually persuasive in nature, as you will be trying to secure their business. Later communication may be more informative status reports. Connect your message to their needs rather than focusing on what you offer. Use persuasive strategies like positive motivation, and always have a “money slide” prepared that gets across the essence of what you offer in one attractive message.
- When adapting business communication to intercultural contexts, take a “tools not rules” approach that focuses on broad and adaptable intercultural communication competence.
- There are various types of business presentations for which a speaker should be prepared:
 - Briefings are short, two- to three-minute “how-to” or “update” presentations that are similar to factual bullet points.
 - Reports can be past, present, or future focused and include status, final, and feasibility reports.
 - Trainings are informal or formal presentations that help get new employees ready for their jobs and keep existing employees informed about changing policies, workplace climates, and legal issues.
- To have an effective meeting, first make sure it is necessary to have, then set a solid foundation by distributing an agenda in advance, manage the flow of communication during the meeting, and take note of accomplishments to promote a positive view of future meetings.

Exercises

1. Identify a recent instance when you engaged in upward, horizontal, downward, or intercultural communication in a business setting. Analyze that communication encounter based on the information in the corresponding section of this chapter. What was done well and what could have been improved?
2. Prepare a briefing presentation on how to prepare a briefing. Make sure to follow the suggestions in the chapter.
3. Think of a time when you received training in a business or academic setting. Was the communication of the trainer effective? Why or why not?

References

- Adler, R. B. and Jeanne Marquardt Elmhurst, *Communicating at Work: Principles and Practices for Businesses and the Professions*, 8th ed. (Boston, MA: McGraw-Hill, 2005), 15.
- Bartolome, F., “Nobody Trusts the Boss Completely—Now What?” in *Harvard Business Review on Effective Communication* (Boston, MA: Harvard Business School Press, 1999), 92.
- Beebe, S. A., Timothy A. Mottet, and K. David Roach, *Training and Development: Enhancing Communication and Leadership Skills* (Boston, MA: Pearson, 2004).
- Dannels, D. P., “Time to Speak Up: A Theoretical Framework of Situated Pedagogy and Practice for Communication across the Curriculum,” *Communication Education* 50, no. 2 (2001): 144.

- Jay, A., “How to Run a Meeting,” in *Harvard Business Review on Effective Communication* (Boston, MA: Harvard Business School Press, 1999), 34.
- Larkin, T. J. and Sandar Larkin, “Reaching and Changing Frontline Employees,” in *Harvard Business Review on Effective Communication* (Boston, MA: Harvard Business School Press, 1999), 152.
- McCaskey, M. B., “The Hidden Messages Managers Send,” in *Harvard Business Review on Effective Communication* (Boston, MA: Harvard Business School Press, 1999), 128.
- Morgan, S. and Barrett Whitener, *Speaking about Science: A Manual for Creating Clear Presentations* (New York, NY: Cambridge, 2006), 18.
- Nichols, R. G. and Leonard A. Stevens, “Listening to People,” in *Harvard Business Review on Effective Communication* (Boston, MA: Harvard Business School Press, 1999), 14–15.
- Ray, R. L., “Introduction: The Academic as Corporate Consultant,” in *Bridging Both Worlds: The Communication Consultant in Corporate America*, ed. Rebecca L. Ray (Lanham, MD: University Press of America, 1993), 6–8.
- Thrush, E. A., “Bridging the Gaps: Technical Communication in an International and Multicultural Society,” *Technical Communication Quarterly* 2, no. 3 (1993): 275–79.
- Toastmasters International, “Proposals and Pitches” accessed March 17, 2012, <http://www.toastmasters.org/MainMenuCategories/FreeResources/NeedHelpGivingaSpeech/BusinessPresentations/ProposalsandPitches.aspx>
- Ulijn, J., Dan O’Hair, Matthieu Weggeman, Gerald Ledlow, and H. Thomas Hall, “Innovation, Corporate Strategy, and Cultural Context: What Is the Mission for International Business Communication?” *Journal of Business Communication* 37 (2000): 301.
- Victor, D., “Cross-Cultural Communication” in *Bridging Both Worlds: The Communication Consultant in Corporate America*, ed. Rebecca L. Ray (Lanham, MD: University Press of America, 1993), 113.
- Weinholdt, R., “Taking the Trauma Out of the Talk,” *The Information Management Journal* 40, no. 6 (2006): 62.

This page titled [12.3: Speaking in Business Settings](#) is shared under a [CC BY-NC-SA 3.0](#) license and was authored, remixed, and/or curated by [Anonymous](#) via [source content](#) that was edited to the style and standards of the LibreTexts platform; a detailed edit history is available upon request.

12.4: Speaking via Electronic Media

Learning Objectives

1. Identify strategies for speaking on radio and television.
2. Describe the communication skills necessary to be a spokesperson.
3. Explain the role of crisis communication professionals.

Although radio and television messages may be broadcast to thousands or millions of people, it is important for speakers to realize they are speaking to individuals, not a crowd. Radio and television both seek to make personal connections with listeners or viewers, but it can be difficult to concentrate on making that connection if you aren't prepared for the microphones, lights, and monitors that may surround you. This section will help you be prepared to speak on the radio, speak on the television, conduct a media interview, and speak on behalf of someone else in a regular or crisis situation.

Speaking on Radio and Television

My current university has rather well-established radio and television broadcasting programs for our students. We have a television station and a radio station that undergraduate students interested in careers in broadcasting get to actually work in to gain experience and hone their skills. At the start of each semester there are some definite rough spots—for example, as I watch a broadcast meteorology major make his or her first appearance in front of the green screen weather map or listen to a radio broadcasting student deliver the hourly news update on the radio. But it is wonderful to be able to watch these young broadcasters improve over the course of the semester, some of them growing to rival the seasoned reporters on our regional network stations.

Radio

Although many people think of radio as an old-fashioned form of media, it is still important in many aspects of life and continues to adapt to changing markets, expanding to include Internet and satellite formats. People may think radio is as easy as sitting in a chair and talking into a microphone, but it takes practice and verbal and nonverbal skills to effectively communicate on the radio (Hyde, 1983). Aside from reading over words without stumbling and ad-libbing content as needed, speaking on the radio requires communicators to interpret and emphasize using their voice. Even though radio is sound only, nonverbal communication is still important. The audience can't see your gestures and facial expressions, but using them makes the verbal delivery more engaging and effective.



Figure 12.4.1: Although the radio reaches thousands of people at a time, radio presenters should imagine that they are connecting with individuals as they speak. Cyclyst – radio dj – CC BY-NC-ND 2.0.

Some people, including me, have “mic fright,” which is increased nervousness due to the presence of a microphone (Hyde, 1983). I actually didn't realize that I had mic fright until the first time I was interviewed on the radio. Even after many years of public speaking experience and skill and confidence development, sitting in a radio booth with headphones on and a big microphone in front of me brought on communication anxiety like I hadn't experienced in years. Luckily my segment was recorded to tape, so by the time it aired it had been edited and I didn't sound as nervous and incoherent as I felt in that moment. To help avoid nervousness, practice with a microphone just so you're used to seeing it. Some people's nervousness stems from a dislike of hearing their own

voice. Many people don't like the way they sound when recorded, but that's the way we actually sound and the way others hear us, so it's important to get used to hearing our own voice. When we normally hear our voice, we hear what comes out of our mouth and is conducted through the air but also the internal resonance and vibration that happens as our voice is conducted through the bones and structures of our head and neck. Other people only hear the way our voice sounds as conducted through air *without* the added effect of the bone resonance. So, when we hear ourselves recorded, we hear our voice as others hear it, because the recording only captures the air and not the bone vibrations. We may not like it, but everyone else is already used to hearing it that way, because they've never heard our voice the way we hear it.

Here are some final tips for radio communication. Be aware of microphones, and follow instructions for how close or distant your mouth should be from a microphone and what kind of volume you need to use. Avoid rattling papers, popping consonant sounds like *p*, or breathing directly into a microphone. Watch your verbal fillers, even more noticeable on the radio than they are in person or on the television. Many professional radio and television announcers practice a version of American English that doesn't give away any regional affiliation. Unless you are doing this for a career, you do not need to try to change an accent or dialect, as that will probably make you sound strange. Just speak in a natural voice, but make sure to articulate and enunciate your words so you can be understood.

Television

You don't have to be famous to be on television. People are often surprised to find themselves in a situation where they will be on camera. Although many people in the digital generation are used to being recorded via webcam or even on a smartphone, being in front of a television camera creates a completely different atmosphere.

Since television is a visual medium, appearance is important. In terms of clothing, avoid too much contrast between colors, like black on white. Also avoid clothing that is too striped or patterned, as it may bleed onscreen (Lewis, 1966). Keep in mind that jewelry, watches, or anything reflective may catch the studio lights and create a distracting glare on camera. Also avoid wearing colors that are close to your skin tone (Hyde, 1983). You may be offered makeup; if you are, take it.

Once you are on set, you'll need to orient yourself to the surroundings. Hopefully there will be a producer or other staff person there to explain things to you. You will want to be aware of video and audio monitors. Video monitors are televisions that allow the on-air person to monitor their movements and see what viewers are seeing. One usually shows the video feed exactly as it will appear on viewer's screens and one may be a fixed monitor that basically functions as a mirror so you can see that you are framed properly and look all right. Avoid the common temptation to stare at or constantly check the monitors.

In terms of audio, there may be a lavalier microphone that will be attached to you beforehand. In some situations you may also get an audio monitor that allows you to hear yourself, studio producers, or another person communicating with you off site. If off-camera producers need to communicate with you, the monitor may be an earpiece, which is standard for news anchors. If you are doing a remote live segment, the sound monitor will likely be a simple speaker. You may be asked to do microphone, sound, and video checks. Just follow the instructions, but make sure to speak up if something doesn't seem to be working right. You want to make sure you can hear and see what you need to.



Figure 12.4.2: Television studios are fast-paced, technical environments that can make speakers very nervous if they aren't prepared. Sascha Grant – [The Reviewers](#) – CC BY-NC-ND 2.0.

It's OK to practice what you're going to say aloud a few times before you actually present. People in television studios are used to on-air announcers and reporters walking around talking to themselves. As with radio, think about the audience you're reaching as individuals rather than a mass of people. Develop a mental picture of a definite person watching, which will help you create the illusion of a personal connection to the viewer (Lewis, 1966). I'm sure we've all been drawn into that illusion many times, even though we know better. As a fan of Brian Williams and the NBC Nightly News, I catch myself saying goodnight to Brian after he says goodnight to me (and a few million other people) at the end of his broadcast.

Once the recording begins, become your own director by monitoring your communication (Lewis, 1966). Do not monitor yourself so much that you get stuck in your head, worrying about the camera, the monitor, and where to look to the point that you forget to use even normal facial expressions and vocal variety. Remember that your face conveys your thoughts and emotions, sometimes without you knowing it. Don't try to impersonate other people's facial expressions and tone of voice, because it will probably come off as an imitation, rather than as genuine. Hand motions should be a little slower on television than in real life, but don't overthink them either. Remember to keep your head up as much as possible, so only divert your eyes down to review notes; don't let your whole head turn down. Avoid extra movements and stay on your mark if you are given one. A mark may be made using tape on the floor and indicates where you should stand. If a camera is zoomed in, even a small movement can take you out of the frame or out of focus. Movements can also take you out of set lighting or a sound area.

When speaking to someone else on camera, you will need to "cheat out" a little, which may seem awkward in person but will look fine on camera. When we talk to someone, we usually face him or her directly, but on television that would leave us with only a profile shot. Each person should be at about a 25-degree angle from each other so they can see and talk to each other but also be open to the camera. When addressing the camera, look at the lens and focus about a foot behind it, because that creates the illusion that you are looking at the viewer (Hyde, 1983). If you are going to be presenting to more than one camera, be prepared to shift your focus. You will usually get a cue from a producer and can then follow the "tally light," which is the red light above the camera. Producers usually give these signals very close to the camera, but you will need to rely on your peripheral vision and not let your focus be shifted to the signaler. You do not need to send a message back, nonverbally or verbally, that the signal has been received (Hyde, 1983).

At the end of a television segment, especially a live one, you may have to hold a position as a segment is tossed to another presenter or there is a transition to a commercial break. Don't assume you are off the air until someone tells you. You don't want to end up with a bloop where you say something embarrassing or start to get up before you are off camera. It may feel like an eternity, but be prepared to hold your position for a few moments while looking into the camera, at the monitor, or at another person.

Media Interview

People often appear on the radio or television as a result of participating in a media interview with a reporter or radio or television representative. Handling a media interview is also something that many people aren't prepared for. Unless you are responding to a crisis situation, which we will discuss later, you will likely have time to prepare for a media interview. Make sure to use this time. If you are contacted by a reporter or station representative to schedule an interview, the first thing you should do is ask some preliminary questions to help with your interview preparation.

Questions to Ask before a Media Interview(KC Associations, 2012)

- Who will be interviewing me?
- How can I access some of this person's previous interviews?
- What is the segment or show I will be featured on?
- What information will you need from me?
- Will the interview be live?
- How long will the interview last?
- If the interview is being recorded and edited, how long will the aired segment be?
- Is there a deadline for the story?

If the interview is part of a series, you may also ask whom they've already talked to and what information they have already gotten (Wadsworth, 2005). Don't feel like you have to begin the interview right away or agree to the interview on the spot. You can ask the person to give you a little time to prepare and then get back in touch with them.

Once you have gotten some preliminary information, do some research on the interviewer and the organization he or she represents. If the interview is about a personal context, then you have more freedom with your content. If you are representing a company or organization, you will want to contact your supervisor before accepting an interview. Many companies have policies about who can speak to the media, and some even have communications departments or designated speakers that they assign to such roles. If you are given approval to do the interview, you will probably want to run your content by your supervisor for approval as well.

Then come up with two to three key messages or main points that you want to convey in the interview. Interviews that aren't live are usually edited, and only some of what you say will make it into the final cut. Due to time constraints, media interviewers are often looking for the "sound bite": a verbal bullet point that is about ten seconds or twenty-six words long. While this can be frustrating, especially when you're discussing a complicated and contextual topic, it is a media reality. Think of a sound bite as a verbal bullet point for your speech.

A Good Sound Bite(Wadsworth, 2005)

- Is about ten seconds or twenty-six words for radio or television
- Connects to something current, culturally relevant, or of interest to the public
- Mentions you and/or your company's name (media interviews are often good publicity)
- Offers a claim and some brief support for the claim
- Paints a picture
- Is memorable and leaves a lasting impression

So narrowing your content down to these few main points and then identifying some key sound bites within the points will ensure that at least some of the important material will make it into the story instead of something you get sidetracked onto.

Many people doing television or radio interviews are afraid of creating dead air and say more than they need to, which can get the interview off track. When interviews get off track, you may only be able to address one of your three main points—remember television and radio segments are usually short. The interviewers are more afraid of dead air than the interviewee is, and it's their job to worry about it, so you can stop answering the question once you've addressed it and let them make the next move. Be concise in your answers to the interviewer's questions. If they need more information, they will ask follow-up questions. If an interviewer tries to get you "off message," be prepared to briefly engage the question and pivot back to your prepared content; in some cases, it is even OK to deflect the question by saying something like "That's not really what I thought we were going to talk about today. I'm here to discuss..." Although politicians often dodge legitimate questions, you can watch them interact with the press for pointers on how to pivot and stay on message.

If you don't know the answer to a question, say so, but offer to follow up if the question is relevant to your expertise and experience or refer the interviewer to someone else who may have the answer. Don't answer a question with "No comment," as that arouses suspicion. It is OK to tell an interviewer that their question falls outside of your area of expertise, falls outside of the scope of the interview as you understood it, or gets into issues of privacy that you cannot discuss due to ethics or policy.

Interviewers, especially if they are reporters, are good at making you feel like you are only talking to them. While this is true in the case of the interview, don't forget that you are actually talking to a larger audience of viewers and/or listeners, so keep them in mind. After the interview, ask the interviewee what they are likely to use in the final segment. You may also want to follow up with a written record of any specific facts, especially if it's technical or needs to be precise.

Speaking on Behalf of Others

Some careers specifically involve speaking on behalf of others. For example, spokespeople, crisis communicators, and other public relations professionals speak for other individuals or organizations. Many organizations do not have designated spokespeople, so you may just find yourself speaking on behalf of others because you were asked or told to. This section explores specific communication skills and knowledge that are useful when speaking for others.

Speaking as a Spokesperson or Representative

Organizations that do not have public relations or communications departments may tap someone as needed to interact with the media or release a statement. Spokespeople speak to external audiences, primarily the media, on behalf of an individual or group. Some key attributes for an effective spokesperson are the abilities to establish rapport, tell an engaging story, handle difficult and unexpected questions, respond to nonverbal cues, and adjust communication to match audience preferences (SpokesComm, 2012). Ideally, spokespeople facilitate a question-and-answer session after they present their statement. We have all seen people read prepared statements and then retreat without addressing questions, which usually creates a negative impression. Spokespeople must maintain their credibility, and being open is a way to do this.



Figure 12.4.3:: A spokesperson must be perceived as credible to effectively deliver the message of another person or group. AMISOM Public Information – [AMISOM Spokesperson Handover 05](#) – public domain.

To prepare for questions and answers, corporate spokespeople are usually given briefing materials to review. They are sometimes given question-and-answer (Q&A) documents that have been drafted ahead of time that contain examples of friendly and hostile questions that may be asked (Gibson, 2012). The spokesperson should be involved in drafting the answers rather than being expected to read them as a script. Audiences can usually tell when someone isn't speaking his or her own words, which raises suspicion. The message can still be carefully crafted, but it will appear more natural if the spokesperson is a coauthor of the message. Spokespeople may rely on particular phrases to enhance the audience's perception of their honesty. This becomes problematic when the phrases are overused and therefore lose their meaning. Some examples of phrases to avoid overusing are "to be perfectly honest," "frankly," and "truthfully."

Being an effective spokesperson requires training and preparation (Gibson, 2012). Spokespeople should be evaluated and assessed in simulations to help prepare for delivering actual messages. Once a spokesperson is in the job, a debriefing should follow every interview to evaluate strengths and weaknesses. As with many other types of presentations, watching a video recording for

evaluation purposes can be instructive. Some spokespeople are communications professionals who have general training in communication skills. There are also subject matter experts who serve as spokespeople. These speakers are useful when dealing with complex information, but they should also be trained in communication skills—content knowledge is not enough to be a good spokesperson. Speakers who are subject matter experts should avoid acronyms and other forms of insider language and be able to convey their message in concrete terms. It may be useful to pair a subject matter expert up with a communication expert and have the communication expert set up the interview and then turn it over to the subject matter expert.

Crisis Communication

Crisis communication is a fast-growing field of study within communication studies as many businesses and organizations realize the value in finding someone to prepare for potential crises, interact with stakeholders during a crisis, and assess crisis responses after they have occurred. Crisis communication occurs as a result of a major event outside of normal expectations that has potential negative results, runs the risk of escalating in intensity, may result in close media or government scrutiny, and creates pressure for a timely and effective response (Zaremba, 2010). Some examples of crises include natural disasters, management/employee misconduct, product tampering or failure, and workplace violence.

The need for crisis communication professionals is increasing, as various developments have made organizations more susceptible to crises (Coombs, 2012). Since the 1990s, organizations have increasingly viewed their reputations as assets that must be protected. Whereas reputations used to be built on word-of-mouth communication and one-on-one relationships, technology, mass media, and now social media have made it easier for stakeholders to praise or question an organization's reputation. A Facebook post or a Tweet can now turn into widespread consumer activism that organizations must be able to respond to quickly and effectively. In addition, organizations are being held liable for "negligent failure to plan," which means that an organization didn't take "reasonable action to reduce or eliminate known or reasonably foreseeable risks that could result in harm" (Coombs, 2012). Look around your classroom and the academic building you are in. You will likely see emergency plans posted that may include instructions on what to do in situations ranging from a tornado, to a power outage, to an active shooter. As a response to the mass shooting that took place at Virginia Tech in 2006, most colleges and universities now have emergency notification systems and actively train campus police and faculty and staff on what to do in the case of an active shooter on campus. Post-Virginia Tech, a campus's failure to institute such procedures could be deemed as negligent failure to plan if a similar incident were to occur on that campus.

Crisis communicators don't just interact with the media; they communicate with a variety of stakeholders. Stakeholders are the various audiences that have been identified as needing information during a crisis. These people and groups have a "stake" in the organization or the public interest or as a user of a product or service. Internal stakeholders are people within an organization or focal area, such as employees and management. External stakeholders are people outside the organization or focal area such as customers, clients, media, regulators, and the general public (Zaremba, 2010).

Four main areas of crisis communication research are relationships, reputation, responsibility, and response (Zaremba, 2010). Relationships and reputation are built and maintained before a crisis occurs. Organizations create relationships with their stakeholders, and their track record of quality, customer service, dependability, and communication determines their reputation. *Responsibility* refers to the degree to which stakeholders hold an organization responsible for the crisis at hand. Judgments about responsibility will vary depending on the circumstances of a crisis. An unpreventable natural disaster will be interpreted differently than a product failure resulting from cutting corners on maintenance work to save money. *Response* refers to how an organization reacts to a crisis in terms of its communication and behaviors.

"Getting Real"

Crisis Communication Professionals

Crisis communication professionals create crisis communication plans that identify internal and external audiences that need information during crisis events. Effective crisis communication plans can lessen the impact of or even prevent crises. Aside from preparing for crises and identifying stakeholders/audiences, crisis communicators also construct the messages to be communicated to the stakeholders and select the channels through which those messages will be sent. The crisis communicator or another representative could deliver a speech or press conference, send messages through social media, send e-mail or text message blasts out, or buy ad space in newspapers or on television (Zaremba, 2010).

Crisis communicators must have good public speaking skills. Communicating during a crisis naturally increases anxiety, so it's important that speakers have advanced skills at managing anxiety and apprehension. In terms of delivery, while there will be

times when impromptu responses are necessary—for example, during a question-and-answer period—manuscript or extemporaneous delivery are the best options. It is also important that a crisis communicator be skilled at developing ethos, or credibility as a speaker. This is an important part of the preparatory stages of crisis communication when relationships are formed and reputations are established. The importance of ethos is related to the emphasis on honesty and disclosure over stonewalling and denial.

A myth regarding crisis communicators is that their goal is to “spin” a message to adjust reality or create an illusion that makes their organization look better. While some crisis communicators undoubtedly do this, it is not the best practice in terms of effectiveness, competence, or ethics. Crisis communication research and case studies show that honesty is the best policy. A quick and complete disclosure may create more scrutiny or damage in the short term, but it can minimize reputational damage in the long term (Zaremba, 2010). Denying a problem, blaming others instead of taking responsibility, or ignoring a problem in hope that it will go away may actually prolong media coverage, invite more investigation, and permanently damage an organization’s image.

1. Why do you think extemporaneous and manuscript delivery are the preferred delivery methods for crisis communicators? What do these delivery styles offer that memorized and impromptu do not? In what situations would it be better to have a manuscript? To deliver extemporaneously?
2. Consider the following scenario, which we all hope we will never encounter: Several reports come into the campus police station that gunshots were heard outside the administrative building on campus. Eyewitnesses say that an unidentified armed person was seen walking into the building. Answer the following questions based on what you have learned about crisis communication: Who are the internal and external stakeholders in this situation? As a student (and stakeholder), what steps would you want your organization to take in response to this situation? What message should be sent? To whom should the message be sent? What media channels should be used?

Key Takeaways

- Although radio and television are mass-communication media, presenters should imagine that they are speaking to select individuals rather than a mass crowd. Radio and television try to create the illusion of a personal connection between the speaker and audience.
- Radio requires verbal and nonverbal communication skills even though it is an aural form of media. People not used to speaking on the radio should prepare for the possibility of experiencing “mic fright.”
- Since television is a visual media, appearance is important. Certain types of clothes, makeup, and accessories are preferred for people presenting on air. Be prepared to work with audio and video monitors to help make sure you can see and hear what you need to while you are presenting. Avoid extra movements once you are put on your mark, as camera angles, lighting, and sound may be set to cover only a limited area.
- Ask questions before a media interview to ensure that you can be adequately prepared. Come up with two to three key messages and some relevant “sound bites,” and then stay on those messages during the interview.
- Spokespeople need to be good at establishing rapport, storytelling, and managing their nonverbal communication. Even though spokespeople deliver other people’s messages, they should be involved in drafting the wording of the messages so their communication sounds natural and not forced.
- As organizations realize the increasing value of their reputations and the power of social media to rapidly enhance or destroy a reputation, they are more frequently employing crisis communication professionals who prepare for before, coordinate the response during, and assess an organization’s response after a crisis.

Exercises

1. Have you ever spoken on the radio or television? If so, how did your experiences match up with the content of this section? If not, what would you be worried and/or excited about?
2. Come up with three good “sound bites” related to the current speech you’re working on. Make sure to follow the guidelines for a good sound bite outlined in this section.
3. Do some Internet research to find an example of an organization that responded poorly to a crisis situation. What could they have done better based on the information you learned in this chapter? (Doing a Google search for “crisis communication case study,” or some other related terms, will help you find an example.)

References

- Coombs, W. T., *Ongoing Crisis Communication: Planning, Managing, and Responding*, 3rd ed. (Los Angeles, CA: Sage, 2012), 14.
- Gibson, B., “Spokesperson Coaching Tips,” *SpokesBlog*, accessed March 17, 2012, <http://spokesblog.wordpress.com/category/spokescomm>.
- Hyde, S. W., *Television and Radio Announcing*, 4th ed. (Boston, MA: Houghton Mifflin, 1983), 19–21.
- KC Associates, “10 Tips for Effective Media Interviews,” accessed March 17, 2012, www.kc-associates.com/vantage.article_2.html.
- Lewis, B., *The Technique of Television Announcing* (New York, NY: Hastings House, 1966), 53.
- SpokesComm, “Key Spokesperson Skills,” accessed March 17, 2012, www.spokescomm.com/id65.html.
- Wadsworth, T., “Secrets of the Media Savvy: Best Tips for Media Interviews,” *asaecenter.org*, April 2005, accessed March 17, 2012, <http://www.asaecenter.org/Resources/whitepaperdetail.cfm?ItemNumber=12239>.
- Zaremba, A. J., *Crisis Communication: Theory and Practice* (Armonk, NY: M. E. Sharp, 2010), 20–22.

This page titled [12.4: Speaking via Electronic Media](#) is shared under a [CC BY-NC-SA 3.0](#) license and was authored, remixed, and/or curated by [Anonymous](#) via [source content](#) that was edited to the style and standards of the LibreTexts platform; a detailed edit history is available upon request.

CHAPTER OVERVIEW

13: Small Group Communication

[13.1: Understanding Small Groups](#)

[13.2: Small Group Development](#)

[13.3: Small Group Dynamics](#)

This page titled [13: Small Group Communication](#) is shared under a [CC BY-NC-SA 3.0](#) license and was authored, remixed, and/or curated by [Anonymous](#) via [source content](#) that was edited to the style and standards of the LibreTexts platform; a detailed edit history is available upon request.

13.1: Understanding Small Groups

Learning Objectives

1. Define small group communication.
2. Discuss the characteristics of small groups.
3. Explain the functions of small groups.
4. Compare and contrast different types of small groups.
5. Discuss advantages and disadvantages of small groups.

Most of the communication skills discussed in this book are directed toward dyadic communication, meaning that they are applied in two-person interactions. While many of these skills can be transferred to and used in small group contexts, the more complex nature of group interaction necessitates some adaptation and some additional skills. Small group communication refers to interactions among three or more people who are connected through a common purpose, mutual influence, and a shared identity. In this section, we will learn about the characteristics, functions, and types of small groups.

Characteristics of Small Groups

Different groups have different characteristics, serve different purposes, and can lead to positive, neutral, or negative experiences. While our interpersonal relationships primarily focus on relationship building, small groups usually focus on some sort of task completion or goal accomplishment. A college learning community focused on math and science, a campaign team for a state senator, and a group of local organic farmers are examples of small groups that would all have a different size, structure, identity, and interaction pattern.

Size of Small Groups

There is no set number of members for the ideal small group. A small group requires a minimum of three people (because two people would be a pair or dyad), but the upper range of group size is contingent on the purpose of the group. When groups grow beyond fifteen to twenty members, it becomes difficult to consider them a small group based on the previous definition. An analysis of the number of unique connections between members of small groups shows that they are deceptively complex. For example, within a six-person group, there are fifteen separate potential dyadic connections, and a twelve-person group would have sixty-six potential dyadic connections (Hargie, 2011). As you can see, when we double the number of group members, we more than double the number of connections, which shows that network connection points in small groups grow exponentially as membership increases. So, while there is no set upper limit on the number of group members, it makes sense that the number of group members should be limited to those necessary to accomplish the goal or serve the purpose of the group. Small groups that add too many members increase the potential for group members to feel overwhelmed or disconnected.

Structure of Small Groups

Internal and external influences affect a group's structure. In terms of internal influences, member characteristics play a role in initial group formation. For instance, a person who is well informed about the group's task and/or highly motivated as a group member may emerge as a leader and set into motion internal decision-making processes, such as recruiting new members or assigning group roles, that affect the structure of a group (Ellis & Fisher, 1994). Different members will also gravitate toward different roles within the group and will advocate for certain procedures and courses of action over others. External factors such as group size, task, and resources also affect group structure. Some groups will have more control over these external factors through decision making than others. For example, a commission that is put together by a legislative body to look into ethical violations in athletic organizations will likely have less control over its external factors than a self-created weekly book club.



Figure 13.1.1: A self-formed study group likely has a more flexible structure than a city council committee. William Rotza – Group – CC BY-NC-ND 2.0.

Group structure is also formed through formal and informal network connections. In terms of formal networks, groups may have clearly defined roles and responsibilities or a hierarchy that shows how members are connected. The group itself may also be a part of an organizational hierarchy that networks the group into a larger organizational structure. This type of formal network is especially important in groups that have to report to external stakeholders. These external stakeholders may influence the group’s formal network, leaving the group little or no control over its structure. Conversely, groups have more control over their informal networks, which are connections among individuals within the group and among group members and people outside of the group that aren’t official. For example, a group member’s friend or relative may be able to secure a space to hold a fundraiser at a discounted rate, which helps the group achieve its task. Both types of networks are important because they may help facilitate information exchange within a group and extend a group’s reach in order to access other resources.

Size and structure also affect communication within a group (Ellis & Fisher, 1994). In terms of size, the more people in a group, the more issues with scheduling and coordination of communication. Remember that time is an important resource in most group interactions and a resource that is usually strained. Structure can increase or decrease the flow of communication. Reachability refers to the way in which one member is or isn’t connected to other group members. For example, the “Circle” group structure in Figure 13.1.1 shows that each group member is connected to two other members. This can make coordination easy when only one or two people need to be brought in for a decision. In this case, Erik and Callie are very reachable by Winston, who could easily coordinate with them. However, if Winston needed to coordinate with Bill or Stephanie, he would have to wait on Erik or Callie to reach that person, which could create delays. The circle can be a good structure for groups who are passing along a task and in which each member is expected to progressively build on the others’ work. A group of scholars coauthoring a research paper may work in such a manner, with each person adding to the paper and then passing it on to the next person in the circle. In this case, they can ask the previous person questions and write with the next person’s area of expertise in mind. The “Wheel” group structure in Figure 13.1.1 shows an alternative organization pattern. In this structure, Tara is very reachable by all members of the group. This can be a useful structure when Tara is the person with the most expertise in the task or the leader who needs to review and approve work at each step before it is passed along to other group members. But Phillip and Shadow, for example, wouldn’t likely work together without Tara being involved.

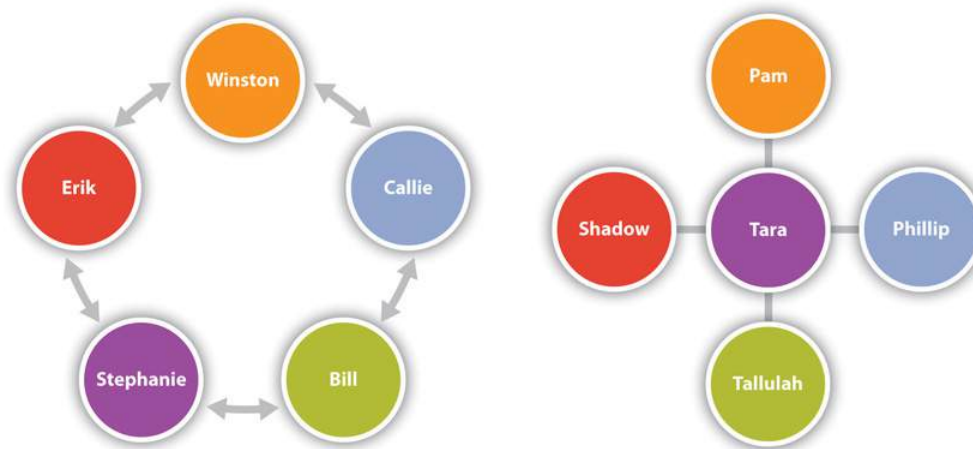


Figure 13.1.2: Small Group Structures

Looking at the group structures, we can make some assumptions about the communication that takes place in them. The wheel is an example of a centralized structure, while the circle is decentralized. Research has shown that centralized groups are better than decentralized groups in terms of speed and efficiency (Ellis & Fisher, 1994). But decentralized groups are more effective at solving complex problems. In centralized groups like the wheel, the person with the most connections, person C, is also more likely to be the leader of the group or at least have more status among group members, largely because that person has a broad perspective of what’s going on in the group. The most central person can also act as a gatekeeper. Since this person has access to the most information, which is usually a sign of leadership or status, he or she could consciously decide to limit the flow of information. But in complex tasks, that person could become overwhelmed by the burden of processing and sharing information with all the other group members. The circle structure is more likely to emerge in groups where collaboration is the goal and a specific task and course of action isn’t required under time constraints. While the person who initiated the group or has the most expertise in regards to the task may emerge as a leader in a decentralized group, the equal access to information lessens the hierarchy and potential for gatekeeping that is present in the more centralized groups.

Interdependence

Small groups exhibit **interdependence**, meaning they share a common purpose and a common fate. If the actions of one or two group members lead to a group deviating from or not achieving their purpose, then all members of the group are affected. Conversely, if the actions of only a few of the group members lead to success, then all members of the group benefit. This is a major contributor to many college students’ dislike of group assignments, because they feel a loss of control and independence that they have when they complete an assignment alone. This concern is valid in that their grades might suffer because of the negative actions of someone else or their hard work may go to benefit the group member who just skated by. Group meeting attendance is a clear example of the interdependent nature of group interaction. Many of us have arrived at a group meeting only to find half of the members present. In some cases, the group members who show up have to leave and reschedule because they can’t accomplish their task without the other members present. Group members who attend meetings but withdraw or don’t participate can also derail group progress. Although it can be frustrating to have your job, grade, or reputation partially dependent on the actions of others, the interdependent nature of groups can also lead to higher-quality performance and output, especially when group members are accountable for their actions.

Shared Identity

The shared identity of a group manifests in several ways. Groups may have official charters or mission and vision statements that lay out the identity of a group. For example, the Girl Scout mission states that “Girl Scouting builds girls of courage, confidence, and character, who make the world a better place” (Girl Scouts, 2012). The mission for this large organization influences the identities of the thousands of small groups called troops. Group identity is often formed around a shared goal and/or previous accomplishments, which adds dynamism to the group as it looks toward the future and back on the past to inform its present. Shared identity can also be exhibited through group names, slogans, songs, handshakes, clothing, or other symbols. At a family reunion, for example, matching t-shirts specially made for the occasion, dishes made from recipes passed down from generation to generation, and shared stories of family members that have passed away help establish a shared identity and social reality.

A key element of the formation of a shared identity within a group is the establishment of the in-group as opposed to the out-group. The degree to which members share in the in-group identity varies from person to person and group to group. Even within a family, some members may not attend a reunion or get as excited about the matching t-shirts as others. Shared identity also emerges as groups become cohesive, meaning they identify with and like the group's task and other group members. The presence of cohesion and a shared identity leads to a building of trust, which can also positively influence productivity and members' satisfaction.

Functions of Small Groups

Why do we join groups? Even with the challenges of group membership that we have all faced, we still seek out and desire to be a part of numerous groups. In some cases, we join a group because we need a service or access to information. We may also be drawn to a group because we admire the group or its members. Whether we are conscious of it or not, our identities and self-concepts are built on the groups with which we identify. So, to answer the earlier question, we join groups because they function to help us meet instrumental, interpersonal, and identity needs.

Groups Meet Instrumental Needs

Groups have long served the instrumental needs of humans, helping with the most basic elements of survival since ancient humans first evolved. Groups helped humans survive by providing security and protection through increased numbers and access to resources. Today, groups are rarely such a matter of life and death, but they still serve important instrumental functions. Labor unions, for example, pool efforts and resources to attain material security in the form of pay increases and health benefits for their members, which protects them by providing a stable and dependable livelihood. Individual group members must also work to secure the instrumental needs of the group, creating a reciprocal relationship. Members of labor unions pay dues that help support the group's efforts. Some groups also meet our informational needs. Although they may not provide material resources, they enrich our knowledge or provide information that we can use to then meet our own instrumental needs. Many groups provide referrals to resources or offer advice. For example, several consumer protection and advocacy groups have been formed to offer referrals for people who have been the victim of fraudulent business practices. Whether a group forms to provide services to members that they couldn't get otherwise, advocate for changes that will affect members' lives, or provide information, many groups meet some type of instrumental need.

Groups Meet Interpersonal Needs

Group membership meets interpersonal needs by giving us access to inclusion, control, and support. In terms of inclusion, people have a fundamental drive to be a part of a group and to create and maintain social bonds. As we've learned, humans have always lived and worked in small groups. Family and friendship groups, shared-interest groups, and activity groups all provide us with a sense of belonging and being included in an in-group. People also join groups because they want to have some control over a decision-making process or to influence the outcome of a group. Being a part of a group allows people to share opinions and influence others. Conversely, some people join a group to be controlled, because they don't want to be the sole decision maker or leader and instead want to be given a role to follow.

Just as we enter into interpersonal relationships because we like someone, we are drawn toward a group when we are attracted to it and/or its members. Groups also provide support for others in ways that supplement the support that we get from significant others in interpersonal relationships. Some groups, like therapy groups for survivors of sexual assault or support groups for people with cancer, exist primarily to provide emotional support. While these groups may also meet instrumental needs through connections and referrals to resources, they fulfill the interpersonal need for belonging that is a central human need.

Groups Meet Identity Needs

Our affiliations are building blocks for our identities, because group membership allows us to use reference groups for social comparison—in short, identifying us with some groups and characteristics and separating us from others. Some people join groups to be affiliated with people who share similar or desirable characteristics in terms of beliefs, attitudes, values, or cultural identities. For example, people may join the National Organization for Women because they want to affiliate with others who support women's rights or a local chapter of the National Association for the Advancement of Colored People (NAACP) because they want to affiliate with African Americans, people concerned with civil rights, or a combination of the two. Group memberships vary in terms of how much they affect our identity, as some are more prominent than others at various times in our lives. While religious groups as a whole are too large to be considered small groups, the work that people do as a part of a religious community—as a lay leader, deacon, member of a prayer group, or committee—may have deep ties to a person's identity.



Figure 13.1.3: Group membership helps meet our interpersonal needs by providing an opportunity for affection and inclusion. Lostinthedwoods – [Spiral of Hands](#) – CC BY-ND 2.0.

The prestige of a group can initially attract us because we want that group's identity to "rub off" on our own identity. Likewise, the achievements we make as a group member can enhance our self-esteem, add to our reputation, and allow us to create or project certain identity characteristics to engage in impression management. For example, a person may take numerous tests to become a part of Mensa, which is an organization for people with high IQs, for no material gain but for the recognition or sense of achievement that the affiliation may bring. Likewise, people may join sports teams, professional organizations, and honor societies for the sense of achievement and affiliation. Such groups allow us opportunities to better ourselves by encouraging further development of skills or knowledge. For example, a person who used to play the oboe in high school may join the community band to continue to improve on his or her ability.

Types of Small Groups

There are many types of small groups, but the most common distinction made between types of small groups is that of task-oriented and relational-oriented groups (Hargie, 2011). Task-oriented groups are formed to solve a problem, promote a cause, or generate ideas or information (McKay, Davis, & Fanning, 1995). In such groups, like a committee or study group, interactions and decisions are primarily evaluated based on the quality of the final product or output. The three main types of tasks are production, discussion, and problem-solving tasks (Ellis & Fisher, 1994). Groups faced with production tasks are asked to produce something tangible from their group interactions such as a report, design for a playground, musical performance, or fundraiser event. Groups faced with discussion tasks are asked to talk through something without trying to come up with a right or wrong answer. Examples of this type of group include a support group for people with HIV/AIDS, a book club, or a group for new fathers. Groups faced with problem-solving tasks have to devise a course of action to meet a specific need. These groups also usually include a production and discussion component, but the end goal isn't necessarily a tangible product or a shared social reality through discussion. Instead, the end goal is a well-thought-out idea. Task-oriented groups require honed problem-solving skills to accomplish goals, and the structure of these groups is more rigid than that of relational-oriented groups.

Relational-oriented groups are formed to promote interpersonal connections and are more focused on quality interactions that contribute to the well-being of group members. Decision making is directed at strengthening or repairing relationships rather than completing discrete tasks or debating specific ideas or courses of action. All groups include task and relational elements, so it's best to think of these orientations as two ends of a continuum rather than as mutually exclusive. For example, although a family unit works together daily to accomplish tasks like getting the kids ready for school and friendship groups may plan a surprise party for one of the members, their primary and most meaningful interactions are still relational. Since other chapters in this book focus specifically on interpersonal relationships, this chapter focuses more on task-oriented groups and the dynamics that operate within these groups.

To more specifically look at the types of small groups that exist, we can examine why groups form. Some groups are formed based on interpersonal relationships. Our family and friends are considered primary groups, or long-lasting groups that are formed based on relationships and include significant others. These are the small groups in which we interact most frequently. They form the basis of our society and our individual social realities. Kinship networks provide important support early in life and meet

physiological and safety needs, which are essential for survival. They also meet higher-order needs such as social and self-esteem needs. When people do not interact with their biological family, whether voluntarily or involuntarily, they can establish fictive kinship networks, which are composed of people who are not biologically related but fulfill family roles and help provide the same support.

We also interact in many secondary groups, which are characterized by less frequent face-to-face interactions, less emotional and relational communication, and more task-related communication than primary groups (Barker, 1991). While we are more likely to participate in secondary groups based on self-interest, our primary-group interactions are often more reciprocal or other oriented. For example, we may join groups because of a shared interest or need.

Groups formed based on shared interest include social groups and leisure groups such as a group of independent film buffs, science fiction fans, or bird watchers. Some groups form to meet the needs of individuals or of a particular group of people. Examples of groups that meet the needs of individuals include study groups or support groups like a weight loss group. These groups are focused on individual needs, even though they meet as a group, and they are also often discussion oriented. Service groups, on the other hand, work to meet the needs of individuals but are task oriented. Service groups include Habitat for Humanity and Rotary Club chapters, among others. Still other groups form around a shared need, and their primary task is advocacy. For example, the Gay Men's Health Crisis is a group that was formed by a small group of eight people in the early 1980s to advocate for resources and support for the still relatively unknown disease that would later be known as AIDS. Similar groups form to advocate for everything from a stop sign at a neighborhood intersection to the end of human trafficking.

As we already learned, other groups are formed primarily to accomplish a task. Teams are task-oriented groups in which members are especially loyal and dedicated to the task and other group members (Larson & LaFasto, 1989). In professional and civic contexts, the word *team* has become popularized as a means of drawing on the positive connotations of the term—connotations such as “high-spirited,” “cooperative,” and “hardworking.” Scholars who have spent years studying highly effective teams have identified several common factors related to their success. Successful teams have (Adler & Elmhurst, 2005)

- clear and inspiring shared goals,
- a results-driven structure,
- competent team members,
- a collaborative climate,
- high standards for performance,
- external support and recognition, and
- ethical and accountable leadership.

Increasingly, small groups and teams are engaging in more virtual interaction. Virtual groups take advantage of new technologies and meet exclusively or primarily online to achieve their purpose or goal. Some virtual groups may complete their task without ever being physically face-to-face. Virtual groups bring with them distinct advantages and disadvantages that you can read more about in the “Getting Plugged In” feature next.

“Getting Plugged In”: Virtual Groups

Virtual groups are now common in academic, professional, and personal contexts, as classes meet entirely online, work teams interface using webinar or video-conferencing programs, and people connect around shared interests in a variety of online settings. Virtual groups are popular in professional contexts because they can bring together people who are geographically dispersed (Ahuja & Galvin, 2003). Virtual groups also increase the possibility for the inclusion of diverse members. The ability to transcend distance means that people with diverse backgrounds and diverse perspectives are more easily accessed than in many offline groups.

One disadvantage of virtual groups stems from the difficulties that technological mediation presents for the relational and social dimensions of group interactions (Walther & Bunz, 2005). As we will learn later in this chapter, an important part of coming together as a group is the socialization of group members into the desired norms of the group. Since norms are implicit, much of this information is learned through observation or conveyed informally from one group member to another. In fact, in traditional groups, group members passively acquire 50 percent or more of their knowledge about group norms and procedures, meaning they observe rather than directly ask (Comer, 1991). Virtual groups experience more difficulty with this part of socialization than copresent traditional groups do, since any form of electronic mediation takes away some of the richness present in face-to-face interaction.

To help overcome these challenges, members of virtual groups should be prepared to put more time and effort into building the relational dimensions of their group. Members of virtual groups need to make the social cues that guide new members' socialization more explicit than they would in an offline group (Ahuja & Galvin, 2003). Group members should also contribute often, even if just supporting someone else's contribution, because increased participation has been shown to increase liking among members of virtual groups (Walther & Bunz, 2005). Virtual group members should also make an effort to put relational content that might otherwise be conveyed through nonverbal or contextual means into the verbal part of a message, as members who include little social content in their messages or only communicate about the group's task are more negatively evaluated. Virtual groups who do not overcome these challenges will likely struggle to meet deadlines, interact less frequently, and experience more absenteeism. What follows are some guidelines to help optimize virtual groups (Walter & Bunz, 2005):

- Get started interacting as a group as early as possible, since it takes longer to build social cohesion.
 - Interact frequently to stay on task and avoid having work build up.
 - Start working toward completing the task while initial communication about setup, organization, and procedures are taking place.
 - Respond overtly to other people's messages and contributions.
 - Be explicit about your reactions and thoughts since typical nonverbal expressions may not be received as easily in virtual groups as they would be in colocated groups.
 - Set deadlines and stick to them.
1. Make a list of some virtual groups to which you currently belong or have belonged to in the past. What are some differences between your experiences in virtual groups versus traditional colocated groups?
 2. What are some group tasks or purposes that you think lend themselves to being accomplished in a virtual setting? What are some group tasks or purposes that you think would be best handled in a traditional colocated setting? Explain your answers for each.

Advantages and Disadvantages of Small Groups

As with anything, small groups have their advantages and disadvantages. Advantages of small groups include shared decision making, shared resources, synergy, and exposure to diversity. It is within small groups that most of the decisions that guide our country, introduce local laws, and influence our family interactions are made. In a democratic society, participation in decision making is a key part of citizenship. Groups also help in making decisions involving judgment calls that have ethical implications or the potential to negatively affect people. Individuals making such high-stakes decisions in a vacuum could have negative consequences given the lack of feedback, input, questioning, and proposals for alternatives that would come from group interaction. Group members also help expand our social networks, which provide access to more resources. A local community-theater group may be able to put on a production with a limited budget by drawing on these connections to get set-building supplies, props, costumes, actors, and publicity in ways that an individual could not. The increased knowledge, diverse perspectives, and access to resources that groups possess relates to another advantage of small groups—synergy.

Synergy refers to the potential for gains in performance or heightened quality of interactions when complementary members or member characteristics are added to existing ones (Larson Jr., 2010). Because of synergy, the final group product can be better than what any individual could have produced alone. When I worked in housing and residence life, I helped coordinate a “World Cup Soccer Tournament” for the international students that lived in my residence hall. As a group, we created teams representing different countries around the world, made brackets for people to track progress and predict winners, got sponsors, gathered prizes, and ended up with a very successful event that would not have been possible without the synergy created by our collective group membership. The members of this group were also exposed to international diversity that enriched our experiences, which is also an advantage of group communication.

Participating in groups can also increase our exposure to diversity and broaden our perspectives. Although groups vary in the diversity of their members, we can strategically choose groups that expand our diversity, or we can unintentionally end up in a diverse group. When we participate in small groups, we expand our social networks, which increase the possibility to interact with people who have different cultural identities than ourselves. Since group members work together toward a common goal, shared identification with the task or group can give people with diverse backgrounds a sense of commonality that they might not have otherwise. Even when group members share cultural identities, the diversity of experience and opinion within a group can lead to broadened perspectives as alternative ideas are presented and opinions are challenged and defended. One of my favorite parts of facilitating class discussion is when students with different identities and/or perspectives teach one another things in ways that I

could not on my own. This example brings together the potential of synergy and diversity. People who are more introverted or just avoid group communication and voluntarily distance themselves from groups—or are rejected from groups—risk losing opportunities to learn more about others and themselves.



Figure 13.1.4: A social loafer is a dreaded group member who doesn't do his or her share of the work, expecting that others on the group won't notice or will pick up the slack. Henry Burrows – [Sleeping On The Job](#) – CC BY-SA 2.0.

There are also disadvantages to small group interaction. In some cases, one person can be just as or more effective than a group of people. Think about a situation in which a highly specialized skill or knowledge is needed to get something done. In this situation, one very knowledgeable person is probably a better fit for the task than a group of less knowledgeable people. Group interaction also has a tendency to slow down the decision-making process. Individuals connected through a hierarchy or chain of command often work better in situations where decisions must be made under time constraints. When group interaction does occur under time constraints, having one “point person” or leader who coordinates action and gives final approval or disapproval on ideas or suggestions for actions is best.

Group communication also presents interpersonal challenges. A common problem is coordinating and planning group meetings due to busy and conflicting schedules. Some people also have difficulty with the other-centeredness and self-sacrifice that some groups require. The interdependence of group members that we discussed earlier can also create some disadvantages. Group members may take advantage of the anonymity of a group and engage in social loafing, meaning they contribute less to the group than other members or than they would if working alone (Karau & Williams, 1993). Social loafers expect that no one will notice their behaviors or that others will pick up their slack. It is this potential for social loafing that makes many students and professionals dread group work, especially those who have a tendency to cover for other group members to prevent the social loafer from diminishing the group's productivity or output.

“Getting Competent”: Improving Your Group Experiences

Like many of you, I also had some negative group experiences in college that made me think similarly to a student who posted the following on a teaching blog: “Group work is code for ‘work as a group for a grade less than what you can get if you work alone’” (Weimer, 2008). But then I took a course called “Small Group and Team Communication” with an amazing teacher who later became one of my most influential mentors. She emphasized the fact that we all needed to increase our knowledge about group communication and group dynamics in order to better our group communication experiences—and she was right. So the first piece of advice to help you start improving your group experiences is to closely study the group communication chapters in this textbook and to apply what you learn to your group interactions. Neither students nor faculty are born knowing how to function as a group, yet students and faculty often think we're supposed to learn as we go, which increases the likelihood of a negative experience.

A second piece of advice is to meet often with your group (Myers & Goodboy, 2005). Of course, to do this you have to overcome some scheduling and coordination difficulties, but putting other things aside to work as a group helps set up a norm that group work is important and worthwhile. Regular meetings also allow members to interact with each other, which can increase social bonds, build a sense of interdependence that can help diminish social loafing, and establish other important rules and norms that will guide future group interaction. Instead of committing to frequent meetings, many student groups use their first meeting to equally divide up the group's tasks so they can then go off and work alone (not as a group). While some

group work can definitely be done independently, dividing up the work and assigning someone to put it all together doesn't allow group members to take advantage of one of the most powerful advantages of group work—synergy.

Last, establish group expectations and follow through with them. I recommend that my students come up with a group name and create a contract of group guidelines during their first meeting (both of which I learned from my group communication teacher whom I referenced earlier). The group name helps begin to establish a shared identity, which then contributes to interdependence and improves performance. The contract of group guidelines helps make explicit the group norms that might have otherwise been left implicit. Each group member contributes to the contract and then they all sign it. Groups often make guidelines about how meetings will be run, what to do about lateness and attendance, the type of climate they'd like for discussion, and other relevant expectations. If group members end up falling short of these expectations, the other group members can remind the straying member of the contract and the fact that he or she signed it. If the group encounters further issues, they can use the contract as a basis for evaluating the other group member or for communicating with the instructor.

1. Do you agree with the student's quote about group work that was included at the beginning? Why or why not?
2. The second recommendation is to meet more with your group. Acknowledging that schedules are difficult to coordinate and that that is not really going to change, what are some strategies that you could use to overcome that challenge in order to get time together as a group?
3. What are some guidelines that you think you'd like to include in your contract with a future group?

Key Takeaways

- Getting integrated: Small group communication refers to interactions among three or more people who are connected through a common purpose, mutual influence, and a shared identity. Small groups are important communication units in academic, professional, civic, and personal contexts.
- Several characteristics influence small groups, including size, structure, interdependence, and shared identity.
 - In terms of size, small groups must consist of at least three people, but there is no set upper limit on the number of group members. The ideal number of group members is the smallest number needed to competently complete the group's task or achieve the group's purpose.
 - Internal influences such as member characteristics and external factors such as the group's size, task, and access to resources affect a group's structure. A group's structure also affects how group members communicate, as some structures are more centralized and hierarchical and other structures are more decentralized and equal.
 - Groups are interdependent in that they have a shared purpose and a shared fate, meaning that each group member's actions affect every other group member.
 - Groups develop a shared identity based on their task or purpose, previous accomplishments, future goals, and an identity that sets their members apart from other groups.
- Small groups serve several functions as they meet instrumental, interpersonal, and identity needs.
 - Groups meet instrumental needs, as they allow us to pool resources and provide access to information to better help us survive and succeed.
 - Groups meet interpersonal needs, as they provide a sense of belonging (inclusion), an opportunity to participate in decision making and influence others (control), and emotional support.
 - Groups meet identity needs, as they offer us a chance to affiliate ourselves with others whom we perceive to be like us or whom we admire and would like to be associated with.
- There are various types of groups, including task-oriented, relational-oriented, primary, and secondary groups, as well as teams.
 - Task-oriented groups are formed to solve a problem, promote a cause, or generate ideas or information, while relational-oriented groups are formed to promote interpersonal connections. While there are elements of both in every group, the overall purpose of a group can usually be categorized as primarily task or relational oriented.
 - Primary groups are long-lasting groups that are formed based on interpersonal relationships and include family and friendship groups, and secondary groups are characterized by less frequent interaction and less emotional and relational communication than in primary groups. Our communication in primary groups is more frequently other oriented than our communication in secondary groups, which is often self-oriented.
 - Teams are similar to task-oriented groups, but they are characterized by a high degree of loyalty and dedication to the group's task and to other group members.

- Advantages of group communication include shared decision making, shared resources, synergy, and exposure to diversity. Disadvantages of group communication include unnecessary group formation (when the task would be better performed by one person), difficulty coordinating schedules, and difficulty with accountability and social loafing.

Exercises

1. Getting integrated: For each of the follow examples of a small group context, indicate what you think would be the ideal size of the group and why. Also indicate who the ideal group members would be (in terms of their occupation/major, role, level of expertise, or other characteristics) and what structure would work best.
 - A study group for this class
 - A committee to decide on library renovation plans
 - An upper-level college class in your major
 - A group to advocate for more awareness of and support for abandoned animals
2. List some groups to which you have belonged that focused primarily on tasks and then list some that focused primarily on relationships. Compare and contrast your experiences in these groups.
3. Synergy is one of the main advantages of small group communication. Explain a time when a group you were in benefited from or failed to achieve synergy. What contributed to your success/failure?

References

- Adler, R. B., and Jeanne Marquardt Elmhorst, *Communicating at Work: Principles and Practices for Businesses and the Professions*, 8th ed. (Boston, MA: McGraw-Hill, 2005), 248–50.
- Ahuja, M. K., and John E. Galvin, “Socialization in Virtual Groups,” *Journal of Management* 29, no. 2 (2003): 163.
- Barker, D. B., “The Behavioral Analysis of Interpersonal Intimacy in Group Development,” *Small Group Research* 22, no. 1 (1991): 79.
- Comer, D. R., “Organizational Newcomers’ Acquisition of Information from Peers,” *Management Communication Quarterly* 5, no. 1 (1991): 64–89.
- Ellis, D. G., and B. Aubrey Fisher, *Small Group Decision Making: Communication and the Group Process*, 4th ed. (New York: McGraw-Hill, 1994), 57.
- Girl Scouts, “Facts,” accessed July 15, 2012, http://www.girlscouts.org/who_we_are/facts.
- Hargie, O., *Skilled Interpersonal Interaction: Research, Theory, and Practice*, 5th ed. (London: Routledge, 2011), 452–53.
- Karau, S. J., and Kipling D. Williams, “Social Loafing: A Meta-Analytic Review and Theoretical Integration,” *Journal of Personality and Social Psychology* 65, no. 4 (1993): 681.
- Larson, C. E., and Frank M. J. LaFasto, *TeamWork: What Must Go Right/What Must Go Wrong* (Newbury Park, CA: Sage, 1989), 73.
- Larson Jr., J. R., *In Search of Synergy in Small Group Performance* (New York: Psychology Press, 2010).
- McKay, M., Martha Davis, and Patrick Fanning, *Messages: Communication Skills Book*, 2nd ed. (Oakland, CA: New Harbinger Publications, 1995), 254.
- Myers, S. A., and Alan K. Goodboy, “A Study of Groupware in a Course on Small Group Communication,” *Psychological Reports* 97, no. 2 (2005): 385.
- Walther, J. B., and Ulla Bunz, “The Rules of Virtual Groups: Trust, Liking, and Performance in Computer-Mediated Communication,” *Journal of Communication* 55, no. 4 (2005): 830.
- Weimer, M., “Why Students Hate Groups,” *The Teaching Professor*, July 1, 2008, accessed July 15, 2012, www.teachingprofessor.com/art.ts-hate-groups.

This page titled [13.1: Understanding Small Groups](#) is shared under a [CC BY-NC-SA 3.0](#) license and was authored, remixed, and/or curated by [Anonymous](#) via [source content](#) that was edited to the style and standards of the LibreTexts platform; a detailed edit history is available upon request.

13.2: Small Group Development

Learning Objectives

1. Explain the process of group development.
2. Discuss the characteristics of each stage of group development.

Small groups have to start somewhere. Even established groups go through changes as members come and go, as tasks are started and completed, and as relationships change. In this section, we will learn about the stages of group development, which are forming, storming, norming, performing, and adjourning (Tuckman & Jensen, 1977). As with most models of communication phenomena, although we order the stages and discuss them separately, they are not always experienced in a linear fashion. Additionally, some groups don't experience all five stages, may experience stages multiple times, or may experience more than one stage at a time.

Forming

During the **forming stage**, group members begin to reduce uncertainty associated with new relationships and/or new tasks through initial interactions that lay the foundation for later group dynamics. Groups return to the forming stage as group members come and go over the life span of a group. Although there may not be as much uncertainty when one or two new people join a group as there is when a group first forms, groups spend some time in the forming stage every time group membership changes.

Given that interpersonal bonds are likely not yet formed and people are unfamiliar with the purpose of the group or task at hand, there are high levels of uncertainty. Early stages of role negotiation begin and members begin to determine goals for the group and establish rules and norms. Group cohesion also begins to form during this stage. Group cohesion refers to the commitment of members to the purpose of the group and the degree of attraction among individuals within the group (Hargie, 2011). The cohesion that begins in this stage sets the group on a trajectory influenced by group members' feelings about one another and their purpose or task. Groups with voluntary membership may exhibit high levels of optimism about what the group can accomplish. Although the optimism can be motivating, unrealistic expectations can lead to disappointment, making it important for group members to balance optimism with realism. Groups with assigned or mandatory membership may include members that carry some degree of resentment toward the group itself or the goals of the group. These members can start the group off on a negative trajectory that will lessen or make difficult group cohesiveness. Groups can still be successful if these members are balanced out by others who are more committed to and positive in regards to the purpose of the group.

Many factors influence how the forming stage of group development plays out. The personalities of the individuals in the group, the skills that members bring, the resources available to the group, the group's size, and the group's charge all contribute to the creation of the early tone of and climate within a group (Ellis & Fisher, 1994). For example, more dominant personalities may take early leadership roles in the group that can affect subsequent decisions. Group members' diverse skill sets and access to resources can also influence the early stages of role differentiation. In terms of size, the bonding that begins in the forming stage becomes difficult when the number of people within the group prevents every person from having a one-on-one connection with every other member of the group. Also, in larger groups, more dominant members tend to assert themselves as leaders and build smaller coalitions within the group, which can start the group on a trajectory toward more conflict during the upcoming storming stage (Ellis & Fisher, 1994).

When a group receives an external charge, meaning that the goal or purpose of the group is decided by people outside the group, there may be less uncertainty related to the task dimensions of the group. Additionally, decisions about what roles people will play including group leaders and other decisions about the workings of the group may come from the outside, which reduces some of the uncertainty inherent in the forming stage. Relational uncertainty can also be diminished when group members have preexisting relationships or familiarity with each other. Although the decreased uncertainty may be beneficial at this stage, too much imposed structure from the outside can create resentment or a feeling of powerlessness among group members. So a manageable amount of uncertainty is actually a good thing for group cohesion and productivity.

Storming

During the **storming stage** of group development, conflict emerges as people begin to perform their various roles, have their ideas heard, and negotiate where they fit in the group's structure. The uncertainty present in the forming stage begins to give way as people begin to occupy specific roles and the purpose, rules, and norms of a group become clearer. Conflict develops when some

group members aren't satisfied with the role that they or others are playing or the decisions regarding the purpose or procedures of the group. For example, if a leader begins to emerge or is assigned during the forming stage, some members may feel that the leader is imposing his or her will on other members of the group. As we will learn in our section on group leadership, leaders should expect some degree of resentment from others who wanted to be the leader, have interpersonal conflicts with the leader, or just have general issues with being led.

Although the word *storming* and the concept of conflict have negative connotations, conflict can be positive and productive. Just like storms can replenish water supplies and make crops grow, storming can lead to group growth. While conflict is inevitable and should be experienced by every group, a group that gets stuck at the storming stage will likely not have much success in completing its task or achieving its purpose. Influences from outside the group can also affect the conflict in the storming stage. Interpersonal conflicts that predate the formation of the group may distract the group from the more productive idea- or task-oriented conflict that can be healthy for the group and increase the quality of ideas, decision making, and output.



Figure: Although we often have negative connotations of storming and conflict, the group conflict that happens in this stage is necessary and productive. Benjamin Benson – [Lightning Storm](#) – CC BY 2.0.

Norming

During the **norming stage** of group development, the practices and expectations of the group are solidified, which leads to more stability, productivity, and cohesion within the group. Group norms are behaviors that become routine but are not explicitly taught or stated. In short, group norms help set the tone for what group members ought to do and how they ought to behave (Ellis & Fisher, 1994). Many implicit norms are derived from social norms that people follow in their everyday life. Norms within the group about politeness, lateness, and communication patterns are typically similar to those in other contexts. Sometimes a norm needs to be challenged because it is not working for the group, which could lead a group back to the storming stage. Other times, group members challenge norms for no good reason, which can lead to punishment for the group member or create conflict within the group.

At this stage, there is a growing consensus among group members as to the roles that each person will play, the way group interactions will typically play out, and the direction of the group. Leaders that began to emerge have typically gained the support of other group members, and group identity begins to solidify. The group may now be recognizable by those on the outside, as slogans, branding, or patterns of interaction become associated with the group. This stage of group development is key for the smooth operation of the group. Norms bring a sense of predictability and stability that can allow a group to move on to the performing stage of group development. Norms can also bring with them conformity pressures that can be positive or negative. In general, people go along with a certain amount of pressure to conform out of a drive to avoid being abnormal that is a natural part of our social interaction (Ellis & Fisher, 1994). Too much pressure, however, can lead people to feel isolated and can create a negative group climate. We will learn more about pressure as a group dynamic later in this chapter.

Explicit rules may also guide group interaction. Rules are explicitly stated guidelines for members and may refer to things like expected performance levels or output, attitudes, or dress codes. Rules may be communicated through verbal instructions, employee handbooks, membership policies, or codes of conduct (Hargie, 2011). Groups can even use procedures like Robert's Rules of Order to manage the flow of conversations and decision-making procedures. Group members can contest or subvert group

rules just as they can norms. Violations of group rules, however, typically result in more explicit punishments than do violations of norms.

Performing

During the **performing stage** of group development, group members work relatively smoothly toward the completion of a task or achievement of a purpose. Although interactions in the performing stage are task focused, the relational aspects of group interaction provide an underlying support for the group members. Socialization outside of official group time can serve as a needed relief from the group's task. During task-related interactions, group members ideally begin to develop a synergy that results from the pooling of skills, ideas, experiences, and resources. Synergy is positive in that it can lead group members to exceed their expectations and perform better than they could individually. Glitches in the group's performance can lead the group back to previous stages of group development. Changes in membership, member roles, or norms can necessitate a revisiting of aspects of the forming, storming, or norming stages. One way to continue to build group cohesion during the performing stage is to set short-term attainable group goals. Accomplishing something, even if it's small, can boost group morale, which in turn boosts cohesion and productivity.

Adjourning

The **adjourning stage** of group development occurs when a group dissolves because it has completed its purpose or goal, membership is declining and support for the group no longer exists, or it is dissolved because of some other internal or external cause. Some groups may live on indefinitely and not experience the adjourning stage. Other groups may experience so much conflict in the storming stage that they skip norming and performing and dissolve before they can complete their task. For groups with high social cohesion, adjourning may be a difficult emotional experience. However, group members may continue interpersonal relationships that formed even after the group dissolves. In reality, many bonds, even those that were very close, end up fading after the group disbands. This doesn't mean the relationship wasn't genuine; interpersonal relationships often form because of proximity and shared task interaction. Once that force is gone, it becomes difficult to maintain friendships, and many fade away. For groups that had negative experiences, the adjourning stage may be welcomed.

To make the most out of the adjourning stage, it is important that there be some guided and purposeful reflection. Many groups celebrate their accomplishments with a party or ceremony. Even groups that had negative experiences or failed to achieve their purpose can still learn something through reflection in the adjourning stage that may be beneficial for future group interactions. Often, group members leave a group experience with new or more developed skills that can be usefully applied in future group or individual contexts. Even groups that are relational rather than task focused can increase members' interpersonal, listening, or empathetic skills or increase cultural knowledge and introduce new perspectives.

Key Takeaways

- Small groups have to start somewhere, but their course of development varies after forming based on many factors. Some groups go through each stage of development in a progressive and linear fashion, while other groups may get stuck in a stage, skip a stage, or experience a stage multiple times.
- The five stages of group development include forming, storming, norming, performing, and adjourning.
 1. During the forming stage, group members engage in socially polite exchanges to help reduce uncertainty and gain familiarity with new members. Even though their early interactions may seem unproductive, they lay the groundwork for cohesion and other group dynamics that will play out more prominently in later stages.
 2. During the storming stage, conflict emerges as group members begin to perform their various roles, have their ideas heard, and negotiate where they fit in the group's structure. Conflict is inevitable and important as a part of group development and can be productive if it is managed properly.
 3. During the norming stage, the practices and expectations (norms and rules) of the group are solidified, which leads to more stability, productivity, and cohesion within the group.
 4. During the performing stage, group members work relatively smoothly toward the completion of a task or the achievement of their purpose, ideally capitalizing on the synergy that comes from the diverse experiences group members bring to the decision-making process.
 5. During the adjourning stage, a group dissolves because its purpose has been met, because membership has declined or the group has lost support, or due to some other internal or external cause. It is important that groups reflect on the life of the group to learn any relevant lessons and celebrate accomplishments.

Exercises

1. Recall a previous or current small group to which you belonged/belong. Trace the group's development using the five stages discussed in this section. Did you experience all the stages? In what order? Did you stay in some stages more than others?
2. During the norming stage of group development, interaction patterns and group expectations solidify. Recall a current or former group. What were some of the norms for the group? What were some rules? How did you become aware of each?
3. Many people don't think about the importance of the adjourning stage. What do you think is the best way to complete the adjourning stage for a group that was successful and cohesive? What about for a group that was unsuccessful and not cohesive?

References

Ellis, D. G., and B. Aubrey Fisher, *Small Group Decision Making: Communication and the Group Process*, 4th ed. (New York: McGraw-Hill, 1994), 14.

Hargie, O., *Skilled Interpersonal Interaction: Research, Theory, and Practice*, 5th ed. (London: Routledge, 2011), 445.

Tuckman, B. W., and Mary Ann C. Jensen, "Stages of Small-Group Development Revisited," *Group and Organizational Studies* 2, no. 4 (1977): 419–27.

This page titled [13.2: Small Group Development](#) is shared under a [CC BY-NC-SA 3.0](#) license and was authored, remixed, and/or curated by [Anonymous](#) via [source content](#) that was edited to the style and standards of the LibreTexts platform; a detailed edit history is available upon request.

13.3: Small Group Dynamics

Learning Objectives

1. Explain the relationship between group cohesion and group climate.
2. Describe the process of group member socialization.
3. Explain the relationship between conformity and groupthink.
4. Define various types of group conflict and identify strategies for managing each type.

Any time a group of people come together, new dynamics are put into place that differ from the dynamics present in our typical dyadic interactions. The impressions we form about other people's likeability and the way we think about a group's purpose are affected by the climate within a group that is created by all members. Groups also develop norms, and new group members are socialized into a group's climate and norms just as we are socialized into larger social and cultural norms in our everyday life. The pressure to conform to norms becomes more powerful in group situations, and some groups take advantage of these forces with positive and negative results. Last, the potential for productive and destructive conflict increases as multiple individuals come together to accomplish a task or achieve a purpose. This section explores the dynamics mentioned previously in order to better prepare you for future group interactions.

Group Cohesion and Climate

When something is cohesive, it sticks together, and the cohesion within a group helps establish an overall group climate. Group climate refers to the relatively enduring tone and quality of group interaction that is experienced similarly by group members. To better understand cohesion and climate, we can examine two types of cohesion: task and social.

Task cohesion refers to the commitment of group members to the purpose and activities of the group. Social cohesion refers to the attraction and liking among group members. Ideally, groups would have an appropriate balance between these two types of cohesion relative to the group's purpose, with task-oriented groups having higher task cohesion and relational-oriented groups having higher social cohesion. Even the most task-focused groups need some degree of social cohesion, and vice versa, but the balance will be determined by the purpose of the group and the individual members. For example, a team of workers from the local car dealership may join a local summer softball league because they're good friends and love the game. They may end up beating the team of faculty members from the community college who joined the league just to get to know each other better and have an excuse to get together and drink beer in the afternoon. In this example, the players from the car dealership exhibit high social and task cohesion, while the faculty exhibit high social but low task cohesion.

Cohesion benefits a group in many ways and can be assessed through specific group behaviors and characteristics. Groups with an appropriate level of cohesiveness (Hargie, 2011)

- set goals easily;
- exhibit a high commitment to achieving the purpose of the group;
- are more productive;
- experience fewer attendance issues;
- have group members who are willing to stick with the group during times of difficulty;
- have satisfied group members who identify with, promote, and defend the group;
- have members who are willing to listen to each other and offer support and constructive criticism; and
- experience less anger and tension.

Appropriate levels of group cohesion usually create a positive group climate, since group climate is affected by members' satisfaction with the group. Climate has also been described as group morale. Following are some qualities that contribute to a positive group climate and morale (Marston & Hecht, 1988):

- **Participation.** Group members feel better when they feel included in discussion and a part of the functioning of the group.
- **Messages.** Confirming messages help build relational dimensions within a group, and clear, organized, and relevant messages help build task dimensions within a group.
- **Feedback.** Positive, constructive, and relevant feedback contribute to group climate.
- **Equity.** Aside from individual participation, group members also like to feel as if participation is managed equally within the group and that appropriate turn taking is used.

- **Clear and accepted roles.** Group members like to know how status and hierarchy operate within a group. Knowing the roles isn't enough to lead to satisfaction, though—members must also be comfortable with and accept those roles.
- **Motivation.** Member motivation is activated by perceived connection to and relevance of the group's goals or purpose.



Figure 13.3.1: Cohesion and shared identity help create symbolic convergence as group members develop a group identity and shared social reality. Ram K – [Watching the big game](#) – CC BY-NC 2.0.

Group cohesion and climate is also demonstrated through symbolic convergence (Bormann, 1985). Symbolic convergence refers to the sense of community or group consciousness that develops in a group through non-task-related communication such as stories and jokes. The originator of symbolic convergence theory, Ernest Bormann, claims that the sharing of group fantasies creates symbolic convergence. *Fantasy*, in this sense, doesn't refer to fairy tales, sexual desire, or untrue things. In group communication, group fantasies are verbalized references to events outside the "here and now" of the group, including references to the group's past, predictions for the future, or other communication about people or events outside the group (Griffin, 2009). For example, as a graduate student, I spent a lot of time talking with others in our small group about research, writing, and other things related to our classes and academia in general. Most of this communication wouldn't lead to symbolic convergence or help establish the strong social bonds that we developed as a group. Instead, it was our grad student "war stories" about excessive reading loads and unreasonable paper requirements we had experienced in earlier years of grad school, horror stories about absent or vindictive thesis advisors, and "you won't believe this" stories from the classes that we were teaching that brought us together.

In any group, you can tell when symbolic convergence is occurring by observing how people share such fantasies and how group members react to them. If group members react positively and agree with or appreciate the teller's effort or other group members are triggered to tell their own related stories, then convergence is happening and cohesion and climate are being established. Over time, these fantasies build a shared vision of the group and what it means to be a member that creates a shared group consciousness. By reviewing and applying the concepts in this section, you can hopefully identify potential difficulties with group cohesion and work to enhance cohesion when needed in order to create more positive group climates and enhance your future group interactions.

"Getting Real": Working in Teams

Although most college students hate working in groups, in the "real world" working in teams has become a regular part of professional expectations. Following Japan's lead, corporations in the United States began adopting a more team-based approach for project management decades ago (Jain et al., 2008). This model has become increasingly popular in various organizational settings since then as means to increase productivity and reduce bureaucracy. Teams in the workplace have horizontally expanded the traditional vertical hierarchy of organizations, as the aim of creating these teams was to produce smaller units within an organization that are small enough to be efficient and self-manageable but large enough to create the synergy that we discussed in the earlier part of the chapter.

Aside from efficiency, teams are also valued for the potential for innovation. The strategic pooling of people with diverse knowledge, experience, and skills can lead to synergistic collaborative thinking that produces new knowledge (du Chatenier et

al., 2010). This potential for innovation makes teams ideal in high-stakes situations where money, contracts, or lives are at stake. Large corporations are now putting together what has been termed *interorganizational high-performance research and development teams* consisting of highly trained technical and scientific experts from diverse backgrounds to work collectively and simultaneously on complex projects under very challenging conditions (Daniel & Davis, 2009). In markets where companies race to find the next generation of technological improvement, such research and development teams are critical for an organization's success. Research on such teams in real-world contexts has found that in order to be successful, high-performance teams should have a clear base such as a project mission, a leader who strategically assigns various tasks to members based on their specialized expertise, and shared leadership in which individual experts are trusted to make decisions relevant to their purview within the group. Although these high-performance teams are very task oriented, research has also found that the social element cannot be ignored, even under extreme internal and external pressures. In fact, cohesion and interdependence help create a shared reality that in turn improves productivity, because team members feel a sense of shared ownership over their charge (Solansky, 2011).

Some challenges associated with working in teams include the potential for uncertainty or conflict due to the absence of traditional hierarchy, pressures that become overwhelming, lack of shared history since such teams are usually future oriented, and high expectations without resources necessary to complete the task (du Chatenier et al., 2010). To overcome these challenges, team members can think positively but realistically about the team's end goal, exhibit trust in the expertise of other team members, be reliable and approachable to help build a good team spirit, take initiative with actions and ideas, ask critical questions, and provide critical but constructive feedback.

1. Given your career goals, what sorts of teamwork do you think you might engage in?
2. Would you welcome the opportunity to work on a high-performance team? Why or why not?
3. Members of teams are often under intense pressures to produce or perform at high levels. What is the line at which the pressure becomes too much? Ethically, how far should companies push teams and how far should team members go to complete a task?

Socializing Group Members

Group socialization refers to the process of teaching and learning the norms, rules, and expectations associated with group interaction and group member behaviors. Group norms, rules, and cohesion can only be created and maintained through socialization (Ahuja & Galvin, 2003). It is also through socialization that a shared identity and social reality develops among group members, but this development is dependent on several factors. For example, groups with higher levels of cohesion are more likely to have members that “buy into” rules and norms, which aids in socialization. The need for socialization also changes throughout a group's life span. If membership in a group is stable, long-term members should not need much socialization. However, when new members join a group, existing members must take time to engage in socialization. When a totally new group is formed, socialization will be an ongoing process as group members negotiate rules and procedures, develop norms, and create a shared history over time.

The information exchanged during socialization can be broken down into two general categories: technical and social knowledge (Ahuja & Galvin, 2003). Technical knowledge focuses on skills and information needed to complete a task, and social knowledge focuses on behavioral norms that guide interaction. Each type of information is usually conveyed through a combination of formal and informal means. Technical knowledge can be fairly easily passed along through orientations, trainings, manuals, and documents, because this content is often fairly straightforward. Social knowledge is more ambiguous and is usually conveyed through informal means or passively learned by new members through observation. To return to our earlier terminology, technical knowledge relates more to group rules and social knowledge relates more to group norms.

Companies and social organizations socialize new members in different ways. A new training cohort at an established company may be given technical rule-based information in the form of a manual and a history of the organization and an overview of the organizational culture to help convey social knowledge about group norms. Members of some small groups like fraternities or professional organizations have to take pledges or oaths that may convey a mixture of technical and social knowledge. Social knowledge may be conveyed in interactions that are separate from official group time. For example, literally socializing as a group is a good way to socialize group members. Many large and successful businesses encourage small groups within the company to socialize outside of work time in order to build cohesion and group solidarity.

Socialization continues after initial membership through the enforcement of rules and norms. When someone deviates from the rules and norms and is corrected, it serves as a reminder for all other members and performs a follow-up socializing function. Since

rules are explicitly stated and documented, deviation from the rules can have consequences ranging from verbal warnings, to temporary or permanent separation from the group, to fines or other sanctions. And although norms are implicit, deviating from them can still have consequences. Even though someone may not actually verbally correct the deviation, the self-consciousness, embarrassment, or awkwardness that can result from such deviations is often enough to initiate corrective actions. Group norms can be so implicit that they are taken for granted and operate under group members' awareness.

Group rules and norms provide members with a sense of predictability that helps reduce uncertainty and increase a sense of security for one's place within the group. They also guide group members' involvement with the group, help create a shared social reality, and allow the group to function in particular ways without having actual people constantly educating, monitoring, and then correcting member behaviors (Hargie, 2011). Of course, the degree to which this is successful depends on the buy-in from group members.

Group Pressures

There must be some kind of motivating force present within groups in order for the rules and norms to help govern and guide a group. Without such pressure, group members would have no incentive to conform to group norms or buy into the group's identity and values. In this section, we will discuss how rules and norms gain their power through internal and external pressures and how these pressures can have positive and negative effects.



Figure 13.3.2: Even though group members are different, failure to conform to the group's identity could create problems. Airwolfhound – [Odd one out](#) – CC BY-SA 2.0.

Conformity

In general, some people are more likely to accept norms and rules than others, which can influence the interaction and potential for conflict within a group. While some people may feel a need for social acceptance that leads them to accept a norm or rule with minimal conformity pressure, others may actively resist because they have a valid disagreement or because they have an aggressive or argumentative personality (Ellis & Fisher, 1994). Such personality traits are examples of internal pressures that operate within the individual group member and act as a self-governing mechanism. When group members discipline themselves and monitor their own behavior, groups need not invest in as many external mechanisms to promote conformity. Deviating from the group's rules and norms that a member internalized during socialization can lead to self-imposed feelings of guilt or shame that can then initiate corrective behaviors and discourage the member from going against the group.

External pressures in the form of group policies, rewards or punishments, or other forces outside of individual group members also exert conformity pressure. In terms of group policies, groups that have an official admission process may have a probation period during which new members' membership is contingent on them conforming to group expectations. Deviation from expectations during this "trial period" could lead to expulsion from the group. Supervisors, mentors, and other types of group leaders are also agents that can impose external pressures toward conformity. These group members often have the ability to provide positive or negative reinforcement in the form of praise or punishment, which are clear attempts to influence behavior.

Conformity pressure can also stem from external forces when the whole group stands to receive a reward or punishment based on its performance, which ties back to the small group characteristic of interdependence. Although these pressures may seem negative,

they also have positive results. Groups that exert an appropriate and ethical amount of conformity pressure typically have higher levels of group cohesion, which as we learned leads to increased satisfaction with group membership, better relationships, and better task performance. Groups with a strong but healthy level of conformity also project a strong group image to those outside the group, which can raise the group's profile or reputation (Hargie, 2011). Pressures toward conformity, of course, can go too far, as is evidenced in tragic stories of people driven to suicide because they felt they couldn't live up to the conformity pressure of their group and people injured or killed enduring hazing rituals that take expectations for group conformity to unethical and criminal extremes.

"Getting Critical": Hazing: Taking Conformity Pressures to the Extreme

Hazing can be defined as actions expected to be performed by aspiring or new members of a group that are irrelevant to the group's activities or mission and are humiliating, degrading, abusive, or dangerous (Richardson, Wang, & Hall, 2012). People who have participated in hazing or have been hazed often note that hazing activities are meant to build group identification and unity. Scholars note that hazing is rationalized because of high conformity pressures and that people who were hazed internalize the group's practices and are more likely to perpetuate hazing, creating a cycle of abuse (Campo, Poulos, & Sipple, 2005). Hazing is not new; it has been around in academic and athletic settings since ancient Greece, but it has gotten much attention lately on college campuses as the number of student deaths attributed to hazing behaviors has increased steadily over the past years. In general, it is believed that hazing incidents are underreported, because these activities are done in secret within tightly knit organizations such as fraternities, sororities, and athletic teams that have strong norms of conformity (Richardson, Wang, & Hall, 2012).

The urge to belong is powerful, but where is the line when it comes to the actions people take or what people are willing to endure in order to be accepted? Hazing is meant to have aspiring group members prove their worth or commitment to the group. Examples of hazing include, but aren't limited to, being "kidnapped, transported, and abandoned"; drinking excessively in games or contests; sleep deprivation; engaging in or simulating sexual acts; being physically abused; being required to remain silent; wearing unusual clothes or costumes; or acting in a subservient manner to more senior group members (Campo, Poulos, & Sipple, 2005; Cimino, 2011). Research has found that people in leadership roles, who are more likely to have strong group identification, are also more likely to engage in hazing activities (Campo, Poulos, & Sipple, 2005). The same research also found that group members who have supportive friends outside of the organization are more likely to remove themselves from a hazing situation, which points to the fact that people who endure hazing may be doing so out of a strong drive to find the acceptance and belonging they do not have elsewhere.

1. What is your definition of hazing? When does something cross the line from a rite of passage or tradition to hazing?
2. What are some internal and external pressures that might lead to hazing activities?
3. Do some research on hazing incidents on college campuses. What concepts from this chapter do you think could be used in antihazing education campaigns to prevent incidents like the ones you researched?

Groupthink

Groupthink is a negative group phenomenon characterized by a lack of critical evaluation of proposed ideas or courses of action that results from high levels of cohesion and/or high conformity pressures (Janis, 1972). We can better understand groupthink by examining its causes and effects. When group members fall victim to groupthink, the effect is uncritical acceptance of decisions or suggestions for plans of action to accomplish a task or goal. Group meetings that appear to go smoothly with only positive interaction among happy, friendly people may seem ideal, but these actions may be symptomatic of groupthink (Ellis & Fisher, 1994). When people rush to agreement or fear argument, groupthink has a tendency to emerge. Decisions made as a result of groupthink may range from a poorly-thought-out presentation method that bores the audience to a mechanical failure resulting in death.

Two primary causes of groupthink are high levels of cohesion and excessive conformity pressures. When groups exhibit high levels of social cohesion, members may be reluctant to criticize or question another group member's ideas or suggestions for fear that it would damage the relationship. When group members have a high level of task cohesion, they may feel invincible and not critically evaluate ideas. High levels of cohesion may actually lessen conformity pressures since group members who identify strongly with the group's members and mission may not feel a need to question the decisions or suggestions made by others. For those who aren't blinded by the high levels of cohesion, internal conformity pressures may still lead them to withhold criticism of an idea because the norm is to defer to decisions made by organization leaders or a majority of group members. External conformity

pressures because of impending reward or punishment, time pressures, or an aggressive leader are also factors that can lead to groupthink.

To Avoid Groupthink, Groups Should (Hargie, 2011)

- Divvy up responsibilities between group members so decision-making power isn't in the hands of a few
- Track contributions of group members in such a way that each person's input and output is recorded so that it can be discussed
- Encourage and reward the expression of minority or dissenting opinions
- Allow members to submit ideas prior to a discussion so that opinions aren't swayed by members who propose ideas early in a discussion
- Question each major decision regarding its weaknesses and potential negative consequences relative to competing decisions (encourage members to play "devil's advocate")
- Have decisions reviewed by an outside party that wasn't involved in the decision-making process
- Have a "reflection period" after a decision is made and before it is implemented during which group members can express reservations or second thoughts about the decision

Group Conflict

Conflict can appear in indirect or direct forms within group interaction, just as it can in interpersonal interactions. Group members may openly question each other's ideas or express anger toward or dislike for another person. Group members may also indirectly engage in conflict communication through innuendo, joking, or passive-aggressive behavior. Although we often view conflict negatively, conflict can be beneficial for many reasons. When groups get into a rut, lose creativity, or become complacent, conflict can help get a group out of a bad or mediocre routine. Conversely, conflict can lead to lower group productivity due to strain on the task and social dimensions of a group. There are three main types of conflict within groups: procedural, substantive, and interpersonal (Fujishin, 2001). Each of these types of conflict can vary in intensity, which can affect how much the conflict impacts the group and its members.

Procedural Conflict

Procedural conflict emerges from disagreements or trouble with the mechanics of group operations. In this type of conflict, group members differ in their beliefs about *how* something should be done. Procedural conflict can be handled by a group leader, especially if the leader put group procedures into place or has the individual power to change them. If there is no designated leader or the leader doesn't have sole power to change procedures (or just wants input from group members), proposals can be taken from the group on ways to address a procedural conflict to initiate a procedural change. A vote to reach a consensus or majority can also help resolve procedural conflict.



Figure 13.3.3: Procedural conflict can often be resolved with a group vote. Pixabay – CC0 Public Domain.

Substantive Conflict

Substantive conflict focuses on group members' differing beliefs, attitudes, values, or ideas related to the purpose or task of the group. Rather than focusing on questions of *how*, substantive conflicts focus on questions of *what*. Substantive conflicts may emerge as a group tries to determine its purpose or mission. As members figure out how to complete a task or debate which project

to start on next, there will undoubtedly be differences of opinion on what something means, what is acceptable in terms of supporting evidence for a proposal, or what is acceptable for a goal or performance standard. Leaders and other group members shouldn't rush to close this type of conflict down. As we learned in our earlier discussion of groupthink, open discussion and debate regarding ideas and suggestions for group action can lead to higher-quality output and may prevent groupthink. Leaders who make final decisions about substantive conflict for the sake of moving on run the risk of creating a win/lose competitive climate in which people feel like their ideas may be shot down, which could lead to less participation. To resolve this type of conflict, group members may want to do research to see what other groups have done in similar situations, as additional information often provides needed context for conflict regarding information and ideas. Once the information is gathered, weigh all proposals and try to discover common ground among perspectives. Civil and open discussions that debate the merits of an idea are more desirable than a climate in which people feel personally judged for their ideas.

Interpersonal Conflict

Interpersonal conflict emerges from conflict between individual members of the group. Whereas procedural conflict deals with *how* and substantive conflict deals with *what*, interpersonal conflict deals with *who*. Such conflict can be completely irrelevant to the functioning or purpose of the group, perhaps focusing instead on personality differences. Interpersonal conflict can be the result of avoided or improperly handled procedural or substantive conflict that festers and becomes personal rather than task focused. This type of conflict can also result from differences in beliefs, attitudes, and values (when such differences are taken personally rather than substantively); different personalities; or different communication styles. While procedural and substantive conflict may be more easily expressed because they do not directly address a person, interpersonal conflict may slowly build as people avoid openly criticizing or confronting others. Passive-aggressive behavior is a sign that interpersonal conflict may be building under the surface, and other group members may want to intervene to avoid escalation and retaliation. Leaders can also meet with people involved in interpersonal conflict privately to help them engage in perception checking and act as mediators, if needed. While people who initiate procedural or substantive conflict may be perceived by other group members as concerned about the group's welfare and seen as competent in their ability to notice areas on which the group could improve, people who initiate interpersonal conflict are often held in ill-regard by other group members (Ellis & Fisher, 1994).

Primary and Secondary Tensions

Relevant to these types of conflict are primary and secondary tensions that emerge in every group (Bormann & Borman, 1988). When the group first comes together, members experience primary tension, which is tension based on uncertainty that is a natural part of initial interactions. It is only after group members begin to "break the ice" and get to know each other that the tension can be addressed and group members can proceed with the forming stage of group development. Small talk and politeness help group members manage primary tensions, and there is a relatively high threshold for these conflicts because we have all had experiences with such uncertainty when meeting people for the first time and many of us are optimistic that a little time and effort will allow us to get through the tensions. Since some people are more comfortable initiating conversation than others, it's important for more extroverted group members to include less talkative members. Intentionally or unintentionally excluding people during the negotiation of primary tensions can lead to unexpected secondary tensions later on. During this stage people are also less direct in their communication, using more hedges and vague language than they will later in the group process. The indirect communication and small talk that characterize this part of group development aren't a waste of time, as they help manage primary tensions and lay the foundation for future interactions that may involve more substantive conflict.

Secondary tension emerges after groups have passed the forming stage of group development and begin to have conflict over member roles, differing ideas, and personality conflicts. These tensions are typically evidenced by less reserved and less polite behavior than primary tensions. People also have a lower tolerance threshold for secondary tensions, because rather than being an expected part of initial interaction, these conflicts can be more negative and interfere with the group's task performance. Secondary tensions are inevitable and shouldn't be feared or eliminated. It's not the presence or absence of secondary tension that makes a group successful or not; it's how it handles the tensions when they emerge. A certain level of secondary tension is tolerable, not distracting, and can actually enhance group performance and avoid groupthink. When secondary tensions rise above the tolerance threshold and become distracting, they should be released through direct means such as diplomatic confrontation or indirect means such as appropriate humor or taking a break. While primary tensions eventually disappear (at least until a new member arrives), secondary tensions will come and go and may persist for longer periods of time. For that reason, we will now turn to a discussion of how to manage conflict in group interaction.

Managing Conflict in Small Groups

Some common ways to manage conflict include clear decision-making procedures, third-party mediation, and leader facilitation (Ellis & Fisher, 1994). Decision making is discussed in more detail in the chapter titled “Leadership, Roles, and Problem Solving in Groups”, but commonly used methods such as majority vote can help or hurt conflict management efforts. While an up-and-down vote can allow a group to finalize a decision and move on, members whose vote fell on the minority side may feel resentment toward other group members. This can create a win/lose climate that leads to further conflict. Having a leader who makes ultimate decisions can also help move a group toward completion of a task, but conflict may only be pushed to the side and left not fully addressed. Third-party mediation can help move a group past a conflict and may create less feelings of animosity, since the person mediating and perhaps making a decision isn’t a member of the group. In some cases, the leader can act as an internal third-party mediator to help other group members work productively through their conflict.

Tips for Managing Group Conflict (Ellis & Fisher, 1994)

1. Clarify the issue at hand by getting to the historical roots of the problem. Keep in mind that perception leads us to punctuate interactions differently, so it may be useful to know each person’s perspective of when, how, and why the conflict began.
2. Create a positive discussion climate by encouraging and rewarding active listening.
3. Discuss needs rather than solutions. Determine each person’s needs to be met and goals for the outcome of the conflict before offering or acting on potential solutions.
4. Set boundaries for discussion and engage in gatekeeping to prevent unproductive interactions like tangents and personal attacks.
5. Use “we” language to maintain existing group cohesion and identity, and use “I” language to help reduce defensiveness.

Advantages and Disadvantages of Conflict

Remember that a complete lack of conflict in a group is a bad sign, as it indicates either a lack of activity or a lack of commitment on the part of the members (Ellis & Fisher, 1994). Conflict, when properly handled, can lead a group to have a better understanding of the issues they face. For example, substantive conflict brings voice to alternative perspectives that may not have been heard otherwise. Additionally, when people view conflict as healthy, necessary, and productive, they can enter into a conflict episode with an open mind and an aim to learn something. This is especially true when those who initiate substantive conflict are able to share and defend their views in a competent and civil manner. Group cohesion can also increase as a result of well-managed conflict. Occasional experiences of tension and unrest followed by resolutions makes groups feel like they have accomplished something, which can lead them to not dread conflict and give them the confidence to more productively deal with it the next time.

Conflict that goes on for too long or is poorly handled can lead to decreased cohesiveness. Group members who try to avoid a conflict can still feel anger or frustration when the conflict drags on. Members who consistently take task-oriented conflict personally and escalate procedural or substantive conflict to interpersonal conflict are especially unpopular with other group members. Mishandled or chronic conflict can eventually lead to the destruction of a group or to a loss in members as people weigh the costs and rewards of membership (Ellis & Fisher, 1994). Hopefully a skilled leader or other group members can take on conflict resolution roles, which we will discuss more in Chapter 14 “Leadership, Roles, and Problem Solving in Groups” in order to prevent these disadvantages of conflict.

Key Takeaways

- *Task cohesion* refers to the degree of commitment of group members to the purpose and activities of the group, and *social cohesion* refers to the degree of attraction and liking among group members. *Group climate* refers to the relatively enduring tone and quality of group interaction that is experienced similarly by group members. The degree of each type of cohesion affects the group’s climate. Groups can be very close socially but not perform well if they do not have an appropriate level of task cohesion. Groups that are too focused on the task can experience interpersonal conflict or a lack of motivation if the social cohesion, which helps enhance the feeling of interdependence, is lacking.
- *Group socialization* refers to the process of teaching and learning the norms, rules, and expectations associated with group interaction and group member behaviors. Group members are socialized by receiving technical and social information. Cohesion plays a role in socialization, as groups that have high levels of task and social cohesion are more likely to buy into the norms of the group. Socialization continues after a member has joined, as members are officially or unofficially rewarded or punished for adhering to or deviating from the group’s norms.
- Conformity pressures are an important force behind group socialization. Internal pressures such as an internal drive to be seen as part of the group or to avoid feeling ashamed or guilty for deviating from the group influence behavior and communication. Likewise, external pressures such as group policies and the potential for reward or punishment also play into group dynamics.

The pressures toward conformity can manifest in *groupthink*, which is characterized by a lack of critical evaluation of proposed ideas, a high level of agreement, and a fear of argument.

- Groups experience different kinds of conflict, including procedural, substantive, and interpersonal conflict.
 - Procedural conflict emerges from disagreements or trouble with the mechanics of group operations and deal with questions about “how” a group should do something. A leader may be able to resolve this conflict by changing or explaining a procedure or taking, from group members, proposals for or votes on procedural revisions.
 - Substantive conflict focuses on group members’ differing beliefs, attitudes, values, or ideas related to the purpose or task of the group. Leaders and other group members should avoid closing off this type of conflict before people have had a chance to be heard, as a lack of substantive conflict can lead to groupthink. Instead, listen to all viewpoints, try to find common ground, and then weigh and evaluate the information as a group.
 - Interpersonal conflict emerges from personal conflict between individual members of a group. Manage interpersonal conflict by getting to the root cause of the conflict. In some cases, interpersonal conflict may be disguised as procedural or substantive conflict, or it may develop as a result of poorly managed procedural or substantive conflict. Leaders, group members not directly involved in the conflict, or even outside third parties may also be able to effectively mediate interpersonal conflict.

Exercises

1. Group cohesion and climate are important dynamics within a small group. Identify and then compare and contrast a current or former small group that was cohesive and one that was not cohesive, including a discussion of how the presence or lack of cohesion affected the group’s climate.
2. Groupthink is a negative group dynamic that relates to cohesion and conformity pressures. Several historic events with far-reaching and devastating implications have been analyzed through the lens of groupthink. Choose one of the following examples, and do some Internet research on your own. Then explain how groupthink played a role in the event.
 - The Watergate scandal and cover-up (1972–74)
 - The space shuttle Challenger explosion (1986)
 - The rationale for the invasion of Iraq—specifically the supposed existence of weapons of mass destruction (2001–2)
3. Getting integrated: How might you handle group conflict differently in an academic context versus a professional context? Why? Include a reference to a specific type of conflict discussed in this section and discuss which conflict management strategies discussed in the chapter might be best in each context.

References

- Ahuja, M. K. and John E. Galvin, “Socialization in Virtual Groups,” *Journal of Management* 29, no. 2 (2003): 163.
- Bormann, E. G. “Symbolic Convergence Theory: A Communication Formulation,” *Journal of Communication*, 35, no. 4 (1985): 128–38.
- Bormann, E. G., and Nancy C. Borman, *Effective Small Group Communication*, 4th ed. (Santa Rosa, CA: Burgess Publishing, 1988), 72.
- Campo, S., Gretchen Poulos, and John W. Sipple, “Prevalence and Profiling: Hazing among College Students and Points of Intervention,” *American Journal of Health Behavior* 29, no. 2 (2005): 138.
- Cimino, A., “The Evolution of Hazing: Motivational Mechanisms and the Abuse of Newcomers,” *Journal of Cognition and Culture* 11, no. 3–4 (2011): 235.
- Daniel, L. J., and Charles R. Davis, “What Makes High-Performance Teams Excel?” *Research Technology Management* 52, no. 4 (2009): 40–41.
- du Chatenier, E., Jos A. A. M. Versteegen, Harm J. A. Biemans, Martin Mulder, and Onno S. W. F. Omta, “Identification of Competencies in Open Innovation Teams,” *Research and Development Management* 40, no. 3 (2010): 271.
- Ellis, D. G., and B. Aubrey Fisher, *Small Group Decision Making: Communication and the Group Process*, 4th ed. (New York: McGraw-Hill, 1994), 133.
- Fujishin, R., *Creating Effective Groups: The Art of Small Group Communication* (San Francisco, CA: Acada Books, 2001): 160–61.

Griffin, E., *A First Look at Communication Theory*, 7th ed. (Boston, MA: McGraw-Hill, 2009), 28.

Hargie, O., *Skilled Interpersonal Interaction: Research, Theory, and Practice*, 5th ed. (London: Routledge, 2011), 445.

Jain, A. K., Jon M. Thompson, Joseph Chaudry, Shaun McKenzie, and Richard W. Schwartz, “High-Performance Teams for Current and Future Physician Leaders: An Introduction,” *Journal of Surgical Education* 65 (2008): 145.

Janis, I. L., *Victims of Groupthink: A Psychological Study of Foreign-Policy Decisions and Fiascos* (New York: Houghton Mifflin, 1972).

Marston, P. J. and Michael L. Hecht, “Group Satisfaction,” in *Small Group Communication*, 5th ed., eds. Robert Cathcart and Larry Samovar (Dubuque, IA: Brown, 1988), 236–46.

Richardson, B. K., Zuoming Wang, and Camille A. Hall, “Blowing the Whistle against Greek Hazing: The Theory of Reasoned Action as a Framework for Reporting Intentions,” *Communication Studies* 63, no. 2 (2012): 173.

Solansky, S. T., “Team Identification: A Determining Factor of Performance,” *Journal of Managerial Psychology* 26, no. 3 (2011): 250.

This page titled [13.3: Small Group Dynamics](#) is shared under a [CC BY-NC-SA 3.0](#) license and was authored, remixed, and/or curated by [Anonymous](#) via [source content](#) that was edited to the style and standards of the LibreTexts platform; a detailed edit history is available upon request.

CHAPTER OVERVIEW

14: Leadership, Roles, and Problem Solving in Groups

[14.1: Leadership and Small Group Communication](#)

[14.2: Group Member Roles](#)

[14.3: Problem Solving and Decision Making in Groups](#)

This page titled [14: Leadership, Roles, and Problem Solving in Groups](#) is shared under a [CC BY-NC-SA 3.0](#) license and was authored, remixed, and/or curated by [Anonymous](#) via [source content](#) that was edited to the style and standards of the LibreTexts platform; a detailed edit history is available upon request.

14.1: Leadership and Small Group Communication

Learning Objectives

1. Discuss the various perspectives on how and why people become leaders.
2. Compare and contrast various leadership styles.
3. Discuss the types of power that a leader may tap into.

Leadership is one of the most studied aspects of group communication. Scholars in business, communication, psychology, and many other fields have written extensively about the qualities of leaders, theories of leadership, and how to build leadership skills. It's important to point out that although a group may have only one official leader, other group members play important leadership roles. Making this distinction also helps us differentiate between leaders and leadership (Hargie, 2011). The leader is a group role that is associated with a high-status position and may be formally or informally recognized by group members. Leadership is a complex of beliefs, communication patterns, and behaviors that influence the functioning of a group and move a group toward the completion of its task. A person in the role of leader may provide no or poor leadership. Likewise, a person who is not recognized as a "leader" in title can provide excellent leadership. In the remainder of this section, we will discuss some approaches to the study of leadership, leadership styles, and leadership and group dynamics.

Why and How People Become Leaders

Throughout human history, some people have grown into, taken, or been given positions as leaders. Many early leaders were believed to be divine in some way. In some indigenous cultures, shamans are considered leaders because they are believed to be bridges that can connect the spiritual and physical realms. Many early kings, queens, and military leaders were said to be approved by a god to lead the people. Today, many leaders are elected or appointed to positions of power, but most of them have already accumulated much experience in leadership roles. Some leaders are well respected, some are feared, some are hated, and many elicit some combination of these reactions. This brief overview illustrates the centrality of leadership throughout human history, but it wasn't until the last hundred years that leadership became an object of systematic study.

Before we move onto specific approaches to studying leadership, let's distinguish between designated and emergent leaders. In general, some people gravitate more toward leadership roles than others, and some leaders are designated while other are emergent (Hargie, 2011). Designated leaders are officially recognized in their leadership role and may be appointed or elected by people inside or outside the group. Designated leaders can be especially successful when they are sought out by others to fulfill and are then accepted in leadership roles. On the other hand, some people seek out leadership positions not because they possess leadership skills and have been successful leaders in the past but because they have a drive to hold and wield power. Many groups are initially leaderless and must either designate a leader or wait for one to emerge organically. Emergent leaders gain status and respect through engagement with the group and its task and are turned to by others as a resource when leadership is needed. Emergent leaders may play an important role when a designated leader unexpectedly leaves. We will now turn our attention to three common perspectives on why some people are more likely to be designated leaders than others and how leaders emerge in the absence of or in addition to a designated leader.



Figure 14.1.1: A group leader may be formally designated by someone inside or outside the group or may emerge naturally during early group meetings. [New City Church](#) – CC BY-NC 2.0.

Leaders Emerge Because of Their Traits

The trait approach to studying leadership distinguishes leaders from followers based on traits, or personal characteristics (Pavitt, 1999). Some traits that leaders, in general, share are related to physical appearance, communication ability, intelligence, and personality (Cragan & Wright, 1991). In terms of physical appearance, designated leaders tend to be taller and more attractive than other group members. This could be because we consciously and/or subconsciously associate a larger size (in terms of height and build, but not body fat) with strength and strength with good leadership. As far as communication abilities, leaders speak more fluently, have a more confident tone, and communicate more often than other group members. Leaders are also moderately more intelligent than other group members, which is attractive because leaders need good problem-solving skills. Interestingly, group members are not as likely to designate or recognize an emergent leader that they perceive to be exceedingly more intelligent than them. Last, leaders are usually more extroverted, assertive, and persistent than other group members. These personality traits help get these group members noticed by others, and expressivity is often seen as attractive and as a sign of communication competence.

The trait approach to studying leaders has provided some useful information regarding how people view ideal leaders, but it has not provided much insight into why some people become and are more successful leaders than others. The list of ideal traits is not final, because excellent leaders can have few, if any, of these traits and poor leaders can possess many. Additionally, these traits are difficult to change or control without much time and effort. Because these traits are enduring, there isn't much room for people to learn and develop leadership skills, which makes this approach less desirable for communication scholars who view leadership as a communication competence. Rather than viewing these traits as a guide for what to look for when choosing your next leader, view them as traits that are made meaningful through context and communication behaviors.

Leaders Emerge Because of the Situation

The emergent approach to studying leadership considers how leaders emerge in groups that are initially leaderless and how situational contexts affect this process (Pavitt, 1999). The situational context that surrounds a group influences what type of leader is best. Situations may be highly structured, highly unstructured, or anywhere in between (Cragan & Wright, 1991). Research has found that leaders with a high task orientation are likely to emerge in both highly structured contexts like a group that works to maintain a completely automated factory unit and highly unstructured contexts like a group that is responding to a crisis. Relational-oriented leaders are more likely to emerge in semistructured contexts that are less formal and in groups composed of people who have specific knowledge and are therefore be trusted to do much of their work independently (Fiedler, 1967). For example, a group of local business owners who form a group for professional networking would likely prefer a leader with a relational-oriented style, since these group members are likely already leaders in their own right and therefore might resent a person who takes a rigid task-oriented style over a more collegial style.

Leaders emerge differently in different groups, but there are two stages common to each scenario (Bormann & Bormann, 1988). The first stage only covers a brief period, perhaps no longer than a portion of one meeting. During this first stage, about half of the group's members are eliminated from the possibility of being the group's leader. Remember that this is an informal and implicit process—not like people being picked for a kickball team or intentionally vetted. But there are some communicative behaviors that

influence who makes the cut to the next stage of informal leader consideration. People will likely be eliminated as leader candidates if they do not actively contribute to initial group interactions, if they contribute but communicate poorly, if they contribute but appear too rigid or inflexible in their beliefs, or if they seem uninformed about the task of the group.

The second stage of leader emergence is where a more or less pronounced struggle for leadership begins. In one scenario, a leader candidate picks up an ally in the group who acts as a supporter or lieutenant, reinforcing the ideas and contributions of the candidate. If there are no other leader candidates or the others fail to pick up a supporter, the candidate with the supporter will likely become the leader. In a second scenario, there are two leader candidates who both pick up supporters and who are both qualified leaders. This leads to a more intense and potentially prolonged struggle that can actually be uncomfortable for other group members. Although the two leader candidates don't overtly fight with each other or say, "I should be leader, not you!" they both take strong stances in regards to the group's purpose and try to influence the structure, procedures, and trajectory for the group. Group members not involved in this struggle may not know who to listen to, which can lead to low task and social cohesion and may cause a group to fail. In some cases, one candidate-supporter team will retreat, leaving a clear leader to step up. But the candidate who retreated will still enjoy a relatively high status in the group and be respected for vying for leadership. The second-place candidate may become a nuisance for the new emergent leader, questioning his or her decisions. Rather than excluding or punishing the second-place candidate, the new leader should give him or her responsibilities within the group to make use of the group member's respected status.

Leaders Emerge Based on Communication Skill and Competence

This final approach to the study of leadership is considered a functional approach, because it focuses on how particular communication behaviors function to create the conditions of leadership. This last approach is the most useful for communication scholars and for people who want to improve their leadership skills, because leadership behaviors (which are learnable and adaptable) rather than traits or situations (which are often beyond our control) are the primary focus of study. As we've already learned, any group member can exhibit leadership behaviors, not just a designated or emergent leader. Therefore leadership behaviors are important for all of us to understand even if we don't anticipate serving in leadership positions (Cragan & Wright, 1991).

The communication behaviors that facilitate effective leadership encompass three main areas of group communication including task, procedural, and relational functions. Although any group member can perform leadership behaviors, groups usually have patterns of and expectations for behaviors once they get to the norming and performing stages of group development. Many groups only meet one or two times, and in these cases it is likely that a designated leader will perform many of the functions to get the group started and then step in to facilitate as needed.

Leadership behaviors that contribute to a group's task-related functions include providing, seeking, and evaluating information. Leaders may want to be cautious about contributing ideas before soliciting ideas from group members, since the leader's contribution may sway or influence others in the group, therefore diminishing the importance of varying perspectives. Likewise a leader may want to solicit evaluation of ideas from members before providing his or her own judgment. In group situations where creativity is needed to generate ideas or solutions to a problem, the task leader may be wise to facilitate brainstorming and discussion.



Figure 14.1.2: A group leader with high communication competence can facilitate brainstorming and group discussion to enhance the creativity and quality of group members' ideas. Luca Mascaro – [Brainstorming](#) – CC BY-SA 2.0.

This can allow the leader to keep his or her eye on the “big picture” and challenge group members to make their ideas more concrete or discuss their implications beyond the group without adding his or her own opinion. To review, some of the key leadership behaviors that contribute to the task-related functions of a group include the following (Cragan & Wright, 1991):

- Contributing ideas
- Seeking ideas
- Evaluating ideas
- Seeking idea evaluation
- Visualizing abstract ideas
- Generalizing from specific ideas

Leadership behaviors that contribute to a group’s procedural-related functions help guide the group as it proceeds from idea generation to implementation. Some leaders are better at facilitating and managing ideas than they are at managing the administrative functions of a group. So while a group leader may help establish the goals of the group and set the agenda, another group member with more experience in group operations may step in to periodically revisit and assess progress toward completion of goals and compare the group’s performance against its agenda. It’s also important to check in between idea-generating sessions to clarify, summarize, and gauge the agreement level of group members. A very skilled and experienced leader may take primary responsibility for all these behaviors, but it’s often beneficial to share them with group members to avoid becoming overburdened. To review, some of the key leadership behaviors that contribute to the procedural functions of a group include the following (Cragan & Wright, 1991):

- Goal setting
- Agenda making
- Clarifying
- Summarizing
- Verbalizing consensus
- Generalizing from specific ideas

Leadership behaviors that contribute to a group’s relational functions include creating a participative and inclusive climate, establishing norms of reflection and self-analysis, and managing conflict. By encouraging participation among group members, a leader can help quell people who try to monopolize discussion and create an overall climate of openness and equality. Leaders want to make sure that people don’t feel personally judged for their ideas and that criticism remains idea centered, not person centered. A safe and positive climate typically leads to higher-quality idea generation and decision making. Leaders also encourage group members to metacommunicate, or talk about the group’s communication. This can help the group identify and begin to address any interpersonal or communication issues before they escalate and divert the group away from accomplishing its goal. A group with a well-established participative and inclusive climate will be better prepared to handle conflict when it emerges. Remember that

conflict when handled competently can enhance group performance. Leaders may even instigate productive conflict by playing devil's advocate or facilitating civil debate of ideas. To review, some of the key leadership behaviors that contribute to the relational functions of a group include the following (Cragan & Wright, 1991):

- Regulating participation
- Climate making
- Instigating group self-analysis
- Resolving conflict
- Instigating productive conflict

Leadership Styles

Given the large amount of research done on leadership, it is not surprising that there are several different ways to define or categorize leadership styles. In general, effective leaders do not fit solely into one style in any of the following classifications. Instead, they are able to adapt their leadership style to fit the relational and situational context (Wood, 1977). One common way to study leadership style is to make a distinction among autocratic, democratic, and laissez-faire leaders (Lewin, Lippitt, & White, 1939). These leadership styles can be described as follows:

- Autocratic leaders set policies and make decisions primarily on their own, taking advantage of the power present in their title or status to set the agenda for the group.
- Democratic leaders facilitate group discussion and like to take input from all members before making a decision.
- Laissez-faire leaders take a “hands-off” approach, preferring to give group members freedom to reach and implement their own decisions.

While this is a frequently cited model of leadership styles, we will focus in more detail on a model that was developed a few years after this one. I choose to focus on this later model because it offers some more specifics in terms of the communicative elements of each leadership style. The four leadership styles used in this model are directive, participative, supportive, and achievement oriented (House & Mitchell, 1974).

Directive Leaders

Directive leaders help provide psychological structure for their group members by clearly communicating expectations, keeping a schedule and agenda, providing specific guidance as group members work toward the completion of their task, and taking the lead on setting and communicating group rules and procedures. Although this is most similar to the autocratic leadership style mentioned before, it is more nuanced and flexible. The originators of this model note that a leader can be directive without being seen as authoritarian. To do this, directive leaders must be good motivators who encourage productivity through positive reinforcement or reward rather than through the threat of punishment.



Figure 14.1.3: Directive leaders provide structure and clear expectations for their group. To be effective they must be skilled motivators. The Open University – [Speaker](#) – CC BY-NC-ND 2.0.

A directive leadership style is effective in groups that do not have a history and may require direction to get started on their task. It can also be the most appropriate method during crisis situations in which decisions must be made under time constraints or other extraordinary pressures. When groups have an established history and are composed of people with unique skills and expertise, a directive approach may be seen as “micromanaging.” In these groups, a more participative style may be the best option.

Participative Leaders

Participative leaders work to include group members in the decision-making process by soliciting and considering their opinions and suggestions. When group members feel included, their personal goals are more likely to align with the group and organization’s goals, which can help productivity. This style of leadership can also aid in group member socialization, as the members feel like they get to help establish group norms and rules, which affects cohesion and climate. When group members participate more, they buy into the group’s norms and goals more, which can increase conformity pressures for incoming group members. As we learned earlier, this is good to a point, but it can become negative when the pressures lead to unethical group member behavior. In addition to consulting group members for help with decision making, participative leaders also grant group members more freedom to work independently. This can lead group members to feel trusted and respected for their skills, which can increase their effort and output.

The participative method of leadership is similar to the democratic style discussed earlier, and it is a style of leadership practiced in many organizations that have established work groups that meet consistently over long periods of time. US companies began to adopt a more participative and less directive style of management in the 1980s after organizational scholars researched teamwork and efficiency in Japanese corporations. Japanese managers included employees in decision making, which blurred the line between the leader and other group members and enhanced productivity. These small groups were called quality circles, because they focused on group interaction intended to improve quality and productivity (Cragan & Wright, 1991).

Supportive Leaders

Supportive leaders show concern for their followers’ needs and emotions. They want to support group members’ welfare through a positive and friendly group climate. These leaders are good at reducing the stress and frustration of the group, which helps create a positive climate and can help increase group members’ positive feelings about the task and other group members. As we will learn later, some group roles function to maintain the relational climate of the group, and several group members often perform these role behaviors. With a supportive leader as a model, such behaviors would likely be performed as part of established group norms, which can do much to enhance social cohesion. Supportive leaders do not provide unconditionally positive praise. They also competently provide constructive criticism in order to challenge and enhance group members’ contributions.

A supportive leadership style is more likely in groups that are primarily relational rather than task focused. For example, support groups and therapy groups benefit from a supportive leader. While maintaining positive relationships is an important part of any group’s functioning, most task-oriented groups need to spend more time on task than social functions in order to efficiently work toward the completion of their task. Skilled directive or participative leaders of task-oriented groups would be wise to employ supportive leadership behaviors when group members experience emotional stress to prevent relational stress from negatively impacting the group’s climate and cohesion.

Achievement-Oriented Leaders

Achievement-oriented leaders strive for excellence and set challenging goals, constantly seeking improvement and exhibiting confidence that group members can meet their high expectations. These leaders often engage in systematic social comparison, keeping tabs on other similar high-performing groups to assess their expectations and the group’s progress. This type of leadership is similar to what other scholars call transformational or visionary leadership and is often associated with leaders like former Apple CEO Steve Jobs, talk show host and television network CEO Oprah Winfrey, former president Bill Clinton, and business magnate turned philanthropist Warren Buffett. Achievement-oriented leaders are likely less common than the other styles, as this style requires a high level of skill and commitment on the part of the leader and the group. Although rare, these leaders can be found at all levels of groups ranging from local school boards to *Fortune* 500 companies. Certain group dynamics must be in place in order to accommodate this leadership style. Groups for which an achievement-oriented leadership style would be effective are typically intentionally created and are made up of members who are skilled and competent in regards to the group’s task. In many cases, the leader is specifically chosen because of his or her reputation and expertise, and even though the group members may not have a history of working with the leader, the members and leader must have a high degree of mutual respect.

📌 “Getting Plugged In”: Steve Jobs as an Achievement-Oriented Leader

“Where can you find a leader with Jobs’ willingness to fail, his sheer tenacity, persistence, and resiliency, his grandiose ego, his overwhelming belief in himself?” (Deutschman, 2012) This closing line of an article following the death of Steve Jobs clearly illustrates the larger-than-life personality and extraordinary drive of achievement-oriented leaders. Jobs, who founded Apple Computers, was widely recognized as a visionary with a brilliant mind during his early years at the helm of Apple (from 1976 to 1985), but he hadn’t yet gained respect as a business leader. Jobs left the company and later returned in 1997. After his return, Apple reached its height under his leadership, which was now enhanced by business knowledge and skills he gained during his time away from the company. The fact that Jobs was able to largely teach himself the ins and outs of business practices is a quality of achievement-oriented leaders, who are constantly self-reflective and evaluate their skills and performance, making adaptations as necessary.

Achievement-oriented leaders also often possess good instincts, allowing them to make decisions quickly while acknowledging the potential for failure but also showing a resiliency that allows them to bounce back from mistakes and come back stronger. Rather than bringing in panels of experts, presenting ideas to focus groups for feedback, or putting a new product through market research and testing, Jobs relied on his instincts, which led to some embarrassing failures and some remarkable successes that overshadowed the failures. Although Jobs made unilateral decisions, he relied heavily on the creative and technical expertise of others who worked for him and were able to make his creative, innovative, and some say genius ideas reality. As do other achievement-oriented leaders, Jobs held his group members to exceptionally high standards and fostered a culture that mirrored his own perfectionism. Constant comparisons to other technological innovators like Bill Gates, CEO of Microsoft, pushed Jobs and those who worked for him to work tirelessly to produce the “next big thing.” Achievement-oriented leaders like Jobs have been described as maniacal, intense, workaholics, perfectionists, risk takers, narcissists, innovative, and visionary. These descriptors carry positive and negative connotations but often yield amazing results when possessed by a leader, the likes of which only seldom come around.

1. Do you think Jobs could have been as successful had he employed one of the other leadership styles? Why or why not? How might the achievement-oriented leadership style be well suited for a technology company like Apple or the technology field in general?
2. In what circumstances would you like to work for an achievement-oriented leader, and why? In what circumstances would you prefer not to work with an achievement-oriented leader, and why?
3. Do some research on another achievement-oriented leader. Discuss how that leader’s traits are similar to and/or different from those of Steve Jobs.

Leadership and Power

Leaders help move group members toward the completion of their goal using various motivational strategies. The types of power leaders draw on to motivate have long been a topic of small group study. A leader may possess or draw on any of the following five types of power to varying degrees: legitimate, expert, referent, information, and reward/coercive (French Jr. & Raven, 1959). Effective leaders do not need to possess all five types of power. Instead, competent leaders know how to draw on other group members who may be better able to exercise a type of power in a given situation.

Legitimate Power

The very title of *leader* brings with it legitimate power, which is power that flows from the officially recognized position, status, or title of a group member. For example, the leader of the “Social Media Relations Department” of a retail chain receives legitimate power through the title “director of social media relations.” It is important to note though that being designated as someone with status or a position of power doesn’t mean that the group members respect or recognize that power. Even with a title, leaders must still earn the ability to provide leadership. Of the five types of power, however, the leader alone is most likely to possess legitimate power.

Expert Power

Expert power comes from knowledge, skill, or expertise that a group member possesses and other group members do not. For example, even though all the workers in the Social Media Relations Department have experience with computers, the information technology (IT) officer has expert power when it comes to computer networking and programming. Because of this, even though the director may have a higher status, she or he must defer to the IT officer when the office network crashes. A leader who has

legitimate and expert power may be able to take a central role in setting the group's direction, contributing to problem solving, and helping the group achieve its goal. In groups with a designated leader who relies primarily on legitimate power, a member with a significant amount of expert power may emerge as an unofficial secondary leader.



Figure 14.1.4: A group member with expertise in an area relevant to the group's task may draw on expert power to lead the group. For example, a transplant surgeon may lead a team of other doctors and nurses during the surgery while a critical care nurse may take the lead during postsurgery recovery. UCD School of Medicine – [Surgery Image 2](#) – CC BY-NC-ND 2.0.

Referent Power

Referent power comes from the attractiveness, likeability, and charisma of the group member. As we learned earlier, more physically attractive people and more outgoing people are often chosen as leaders. This could be due to their referent power. Referent power also derives from a person's reputation. A group member may have referent power if he or she is well respected outside of the group for previous accomplishments or even because he or she is known as a dependable and capable group member. Like legitimate power, the fact that a person possesses referent power doesn't mean he or she has the talent, skill, or other characteristic needed to actually lead the group. A person could just be likable but have no relevant knowledge about the group's task or leadership experience. Some groups actually desire this type of leader, especially if the person is meant to attract external attention and serve as more of a "figurehead" than a regularly functioning group member. For example, a group formed to raise funds for a science and nature museum may choose a former mayor, local celebrity, or NASA astronaut as their leader because of his or her referent power. In this situation it would probably be best for the group to have a secondary leader who attends to task and problem-solving functions within the group.

Information Power

Information power comes from a person's ability to access information that comes through informal channels and well-established social and professional networks. We have already learned that information networks are an important part of a group's structure and can affect a group's access to various resources. When a group member is said to have "know how," they possess information power. The knowledge may not always be official, but it helps the group solve problems and get things done. Individuals develop information power through years of interacting with others, making connections, and building and maintaining interpersonal and instrumental relationships. For example, the group formed to raise funds for the science and nature museum may need to draw on informal information networks to get leads on potential donors, to get information about what local science teachers would recommend for exhibits, or to book a band willing to perform for free at a fundraising concert.

Reward and Coercive Power

The final two types of power, reward and coercive, are related. Reward power comes from the ability of a group member to provide a positive incentive as a compliance-gaining strategy, and coercive power comes from the ability of a group member to provide a negative incentive. These two types of power can be difficult for leaders and other group members to manage, because their use can lead to interpersonal conflict. Reward power can be used by nearly any group member if he or she gives another group member positive feedback on an idea, an appreciation card for hard work, or a pat on the back. Because of limited resources, many leaders are frustrated by their inability to give worthwhile tangible rewards to group members such as prizes, bonuses, or raises.

Additionally, the use of reward power may seem corny or paternalistic to some or may arouse accusations of favoritism or jealousy among group members who don't receive the award.

Coercive power, since it entails punishment or negative incentive, can lead to interpersonal conflict and a negative group climate if it is overused or used improperly. While any leader or group member could make threats to others, leaders with legitimate power are typically in the best position to use coercive power. In such cases, coercive power may manifest in loss of pay and/or privileges, being excluded from the group, or being fired (if the group work is job related). In many volunteer groups or groups that lack formal rules and procedures, leaders have a more difficult time using coercive power, since they can't issue official punishments. Instead, coercive power will likely take the form of interpersonal punishments such as ignoring group members or excluding them from group activities.

"Getting Real": Leadership as the Foundation of a Career

As we've already learned, leaders share traits, some more innate and naturally tapped into than others. Successful leaders also develop and refine leadership skills and behaviors that they are not "born with." Since much of leadership is skill and behavior based, it is never too early to start developing yourself as a leader. Whether you are planning to start your first career path fresh out of college, you've returned to college in order to switch career paths, or you're in college to help you advance more quickly in your current career path, you should have already been working on your leadership skills for years; it's not something you want to start your first day on the new job. Since leaders must be able to draw from a wealth of personal experience in order to solve problems, relate to others, and motivate others to achieve a task, you should start to seek out leadership positions in school and/or community groups. Since you may not yet be sure of your exact career path, try to get a variety of positions over a few years that are generally transferrable to professional contexts. In these roles, work on building a reputation as an ethical leader and as a leader who takes responsibility rather than playing the "blame game." Leaders still have to be good team players and often have to take on roles and responsibilities that other group members do not want. Instead of complaining or expecting recognition for your "extra work," accept these responsibilities enthusiastically and be prepared for your hard work to go unnoticed. Much of what a good leader does occurs in the background and isn't publicly praised or acknowledged. Even when the group succeeds because of your hard work as the leader, you still have to be willing to share that praise with others who helped, because even though you may have worked the hardest, you didn't do it alone.

As you build up your experience and reputation as a leader, be prepared for your workload to grow and your interpersonal communication competence to become more important. Once you're in your career path, you can draw on this previous leadership experience and volunteer or step up when the need arises, which can help you get noticed. Of course, you have to be able to follow through on your commitment, which takes discipline and dedication. While you may be excited to prove your leadership chops in your new career path, I caution you about taking on too much too fast. It's easy for a young and/or new member of a work team to become overcommitted, as more experienced group members are excited to have a person to share some of their work responsibilities with. Hopefully, your previous leadership experience will give you confidence that your group members will notice. People are attracted to confidence and want to follow people who exhibit it. Aside from confidence, good leaders also develop dynamism, which is a set of communication behaviors that conveys enthusiasm and creates an energetic and positive climate. Once confidence and dynamism have attracted a good team of people, good leaders facilitate quality interaction among group members, build cohesion, and capitalize on the synergy of group communication in order to come up with forward-thinking solutions to problems. Good leaders also continue to build skills in order to become better leaders. Leaders are excellent observers of human behavior and are able to assess situations using contextual clues and nonverbal communication. They can then use this knowledge to adapt their communication to the situation. Leaders also have a high degree of emotional intelligence, which allows them to better sense, understand, and respond to others' emotions and to have more control over their own displays of emotions. Last, good leaders further their careers by being reflexive and regularly evaluating their strengths and weaknesses as a leader. Since our perceptions are often skewed, it's also good to have colleagues and mentors/supervisors give you formal evaluations of your job performance, making explicit comments about leadership behaviors. As you can see, the work of a leader only grows more complex as one moves further along a career path. But with the skills gained through many years of increasingly challenging leadership roles, a leader can adapt to and manage this increasing complexity.

1. What leadership positions have you had so far? In what ways might they prepare you for more complex and career-specific leadership positions you may have later?
2. What communication competencies do you think are most important for a leader to have and why? How do you rate in terms of the competencies you ranked as most important?

3. Who do you know who would be able to give you constructive feedback on your leadership skills? What do you think this person would say? (You may want to consider actually asking the person for feedback).

Key Takeaways

- Leaders fulfill a group role that is associated with status and power within the group that may be formally or informally recognized by people inside and/or outside of the group. While there are usually only one or two official leaders within a group, all group members can perform leadership functions, which are a complex of beliefs, communication patterns, and behaviors that influence the functioning of a group and move a group toward the completion of its tasks.
- There are many perspectives on how and why people become leaders:
 - Designated leaders are officially recognized in their leadership role and may be appointed or elected.
 - Emergent leaders gain status and respect through engagement with the group and its task and are turned to by others as a resource when leadership is needed.
 - The trait approach to studying leadership distinguishes leaders from followers based on traits or personal characteristics, such as physical appearance, communication ability, intelligence, and personality. While this approach is useful for understanding how people conceptualize ideal leaders, it doesn't offer communication scholars much insight into how leadership can be studied and developed as a skill.
 - Situational context also affects how leaders emerge. Different leadership styles and skills are needed based on the level of structure surrounding a group and on how group interactions play out in initial meetings and whether or not a leadership struggle occurs.
 - Leaders also emerge based on communication skill and competence, as certain communication behaviors function to create the conditions of leadership. This approach is most useful to communication scholars, because in it leadership is seen as a set of communication behaviors that are learnable and adaptable rather than traits or situational factors, which are often beyond our control.
- Leaders can adopt a directive, participative, supportive, or achievement-oriented style.
 - Directive leaders help provide psychological structure for their group members by clearly communicating expectations, keeping a schedule and agenda, providing specific guidance as group members work toward the completion of their task, and taking the lead on setting and communicating group rules and procedures.
 - Participative leaders work to include group members in the decision-making process by soliciting and considering their opinions and suggestions.
 - Supportive leaders show concern for their followers' needs and emotions.
 - Achievement-oriented leaders strive for excellence and set challenging goals, constantly seeking improvement and exhibiting confidence that group members can meet their high expectations.
- Leaders and other group members move their groups toward success and/or the completion of their task by tapping into various types of power.
 - Legitimate power flows from the officially recognized power, status, or title of a group member.
 - Expert power comes from knowledge, skill, or expertise that a group member possesses and other group members do not.
 - Referent power comes from the attractiveness, likeability, and charisma of the group member.
 - Information power comes from a person's ability to access information that comes through informal channels and well-established social and professional networks.
 - Reward power comes from the ability of a group member to provide a positive incentive as a compliance-gaining strategy, and coercive power comes from the ability of a group member to provide a negative incentive (punishment).

Exercises

1. In what situations would a designated leader be better than an emergent leader, and vice versa? Why?
2. Think of a leader that you currently work with or have worked with who made a strong (positive or negative) impression on you. Which leadership style did he or she use most frequently? Cite specific communication behaviors to back up your analysis.
3. Getting integrated: Teachers are often viewed as leaders in academic contexts along with bosses/managers in professional, politicians/elected officials in civic, and parents in personal contexts. For each of these leaders and contexts, identify some important leadership qualities that each should possess, and discuss some of the influences in each context that may affect the leader and his or her leadership style.

References

- Bormann, E. G., and Nancy C. Bormann, *Effective Small Group Communication*, 4th ed. (Santa Rosa, CA: Burgess CA, 1988), 130–33.
- Cragan, J. F., and David W. Wright, *Communication in Small Group Discussions: An Integrated Approach*, 3rd ed. (St. Paul, MN: West Publishing, 1991), 120.
- Deutschman, A., “Exit the King,” *The Daily Beast*, September 21, 2011, accessed August 23, 2012, <http://www.thedailybeast.com/newsweek/2011/08/28/steve-jobs-american-genius.html>.
- Fiedler, F. E., *A Theory of Leadership Effectiveness* (New York: McGraw-Hill, 1967).
- French Jr., J. R. P., and Bertram Raven, “The Bases of Social Power,” in *Studies in Social Power*, ed. Dorwin Cartwright (Ann Arbor, MI: Institute for Social Research, 1959), 150–67.
- Hargie, O., *Skilled Interpersonal Interaction: Research, Theory, and Practice* (London: Routledge, 2011), 456.
- House, R. J., and Terrence R. Mitchell, “Path-Goal Theory of Leadership,” *Journal of Contemporary Business* 3 (1974): 81–97.
- Lewin, K., Ronald Lippitt, and Ralph K. White, “Patterns of Aggressive Behavior in Experimentally Created ‘Social Climates,’” *Journal of Social Psychology* 10, no. 2 (1939): 269–99.
- Pavitt, C., “Theorizing about the Group Communication-Leadership Relationship,” in *The Handbook of Group Communication Theory and Research*, ed. Lawrence R. Frey (Thousand Oaks, CA: Sage, 1999), 313.
- Wood, J. T., “Leading in Purposive Discussions: A Study of Adaptive Behavior,” *Communication Monographs* 44, no. 2 (1977): 152–65.

This page titled [14.1: Leadership and Small Group Communication](#) is shared under a [CC BY-NC-SA 3.0](#) license and was authored, remixed, and/or curated by [Anonymous](#) via [source content](#) that was edited to the style and standards of the LibreTexts platform; a detailed edit history is available upon request.

14.2: Group Member Roles

Learning Objectives

1. Identify and discuss task-related group roles and behaviors.
2. Identify and discuss maintenance group roles and behaviors.
3. Identify and discuss negative group roles and behaviors.

Just as leaders have been long studied as a part of group communication research, so too have group member roles. Group roles are more dynamic than leadership roles in that a role can be formal or informal and played by more than one group member. Additionally, one group member may exhibit various role behaviors within a single group meeting or play a few consistent roles over the course of his or her involvement with a group. Some people's role behaviors result from their personality traits, while other people act out a certain role because of a short-term mood, as a reaction to another group member, or out of necessity. Group communication scholars have cautioned us to not always think of these roles as neatly bounded all-inclusive categories. After all, we all play multiple roles within a group and must draw on multiple communication behaviors in order to successfully play them. When someone continually exhibits a particular behavior, it may be labeled as a role, but even isolated behaviors can impact group functioning. In this section, we will discuss the three categories of common group roles that were identified by early group communication scholars. These role categories include task-related roles, maintenance roles, and individual roles that are self-centered or unproductive for the group (Benne & Sheats, 1948).

Task-Related Roles and Behaviors

Task roles and their related behaviors contribute directly to the group's completion of a task or achievement of its goal or purpose. Task-related roles typically serve leadership, informational, or procedural functions. In this section we will discuss the following roles and behaviors: task leader, expeditor, information provider, information seeker, gatekeeper, and recorder.

Task Leader

Within any group, there may be a **task leader** who has a high group status because of his or her maturity, problem-solving abilities, knowledge, and/or leadership experience and skills and functions primarily to help the group complete its task (Cragan & Wright, 1991). This person may be a designated or emergent leader, but in either case, task leaders tend to talk more during group interactions than other group members and also tend to do more work in the group. Depending on the number of tasks a group has, there may be more than one task leader, especially if the tasks require different sets of skills or knowledge. Because of the added responsibilities of being a task leader, people in these roles may experience higher levels of stress. A task leader's stresses, however, may be lessened through some of the maintenance role behaviors that we will discuss later.

Task-leader behaviors can be further divided into two types: substantive and procedural (Pavitt, 1999). The substantive leader is the "idea person" who communicates "big picture" thoughts and suggestions that feed group discussion. The procedural leader is the person who gives the most guidance, perhaps following up on the ideas generated by the substantive leader. A skilled and experienced task leader may be able to perform both of these roles, but when the roles are filled by two different people, the person considered the procedural leader is more likely than the substantive leader to be viewed by members as the overall group leader. This indicates that task-focused groups assign more status to the person who actually guides the group toward the completion of the task (a "doer") than the person who comes up with ideas (the "thinker").

Expediter

The **expediter** is a task-related role that functions to keep the group on track toward completing its task by managing the agenda and setting and assessing goals in order to monitor the group's progress. An expediter doesn't push group members mindlessly along toward the completion of their task; an expediter must have a good sense of when a topic has been sufficiently discussed or when a group's extended focus on one area has led to diminishing returns. In such cases, the expediter may say, "Now that we've had a thorough discussion of the pros and cons of switching the office from PCs to Macs, which side do you think has more support?" or "We've spent half of this meeting looking for examples of what other libraries have done and haven't found anything useful. Maybe we should switch gears so we can get something concrete done tonight."



Figure 14.2.1: An expeditor in a restaurant keeps the food flowing from the kitchen to the diners in a timely and orderly fashion, just as the expeditor in a group keeps the group on an agenda. Lester Guijarro – chefs – CC BY-SA 2.0.

If you've ever worked in a restaurant, you're probably familiar with an expeditor's role in the kitchen. The person working "expo" helps make sure that the timing on all the dishes for a meal works out and that each plate is correct before it goes out to the table. This is by no means an easy job, since some entrées cook quicker than others and not everyone orders their burger the same way. So the expeditor helps make order out of chaos by calling the food out to the kitchen in a particular order that logically works so that all the food will come up at the same time. Once the food is up, he or she also checks what's on the plate against what's on the ticket to make sure it matches. Expediting in a restaurant and in a small group is like a dance that requires some flexible and creative thinking and an ability to stick to a time frame and assess progress. To avoid the perception that group members are being rushed, a skilled expeditor can demonstrate good active-listening skills by paraphrasing what has been discussed and summarizing what has been accomplished in such a way that makes it easier for group members to see the need to move on.

Information Provider

The role of **information provider** includes behaviors that are more evenly shared than in other roles, as ideally, all group members present new ideas, initiate discussions of new topics, and contribute their own relevant knowledge and experiences. When group members are brought together because they each have different types of information, early group meetings may consist of group members taking turns briefing each other on their area of expertise. In other situations, only one person in the group may be chosen because of his or her specialized knowledge and this person may be expected to be the primary information provider for all other group members. For example, I was asked to serve on a university committee that is reviewing our undergraduate learning goals. Since my official role is to serve as the "faculty expert" on the subcommittee related to speaking, I played a more central information-provider function for our group during most of our initial meetings. Since other people on the subcommittee weren't as familiar with speaking and its place within higher education curriculum, it made sense that information-providing behaviors were not as evenly distributed in this case.

Information Seeker

The **information seeker** asks for more information, elaboration, or clarification on items relevant to the group's task. The information sought may include factual information or group member opinions. In general, information seekers ask questions for clarification, but they can also ask questions that help provide an important evaluative function. Most groups could benefit from more critically oriented information-seeking behaviors. As our discussion of groupthink notes, critical questioning helps increase the quality of ideas and group outcomes and helps avoid groupthink. By asking for more information, people have to defend (in a nonadversarial way) and/or support their claims, which can help ensure that the information being discussed is credible, relevant, and thoroughly considered. When information seeking or questioning occurs as a result of poor listening skills, it risks negatively impacting the group. Skilled information providers and seekers are also good active listeners. They increase all group members' knowledge when they paraphrase and ask clarifying questions about the information presented.

Gatekeeper

The **gatekeeper** manages the flow of conversation in a group in order to achieve an appropriate balance so that all group members get to participate in a meaningful way. The gatekeeper may prompt others to provide information by saying something like “Let’s each share one idea we have for a movie to show during Black History Month.” He or she may also help correct an imbalance between members who have provided much information already and members who have been quiet by saying something like “Aretha, we’ve heard a lot from you today. Let’s hear from someone else. Beau, what are your thoughts on Aretha’s suggestion?” Gatekeepers should be cautious about “calling people out” or at least making them feel that way. Instead of scolding someone for not participating, they should be invitational and ask a member to contribute to something specific instead of just asking if they have anything to add. Since gatekeepers make group members feel included, they also service the relational aspects of the group.

Recorder

The **recorder** takes notes on the discussion and activities that occur during a group meeting. The recorder is the only role that is essentially limited to one person at a time since in most cases it wouldn’t be necessary or beneficial to have more than one person recording. At less formal meetings there may be no recorder, while at formal meetings there is almost always a person who records meeting minutes, which are an overview of what occurred at the meeting. Each committee will have different rules or norms regarding the level of detail within and availability of the minutes. While some group’s minutes are required by law to be public, others may be strictly confidential. Even though a record of a group meeting may be valuable, the role of recorder is often regarded as a low-status position, since the person in the role may feel or be viewed as subservient to the other members who are able to more actively contribute to the group’s functioning. Because of this, it may be desirable to have the role of recorder rotate among members (Cragan & Wright, 1991).



Figure 14.2.2: The recorder writes and/or types notes during group meetings in order to document the discussion and other interactions. Chung Ho Leung – [Note Taking](#) – CC BY-ND 2.0.

Maintenance Roles and Behaviors

Maintenance roles and their corresponding behaviors function to create and maintain social cohesion and fulfill the interpersonal needs of group members. All these role behaviors require strong and sensitive interpersonal skills. The maintenance roles we will discuss in this section include social-emotional leader, supporter, tension releaser, harmonizer, and interpreter.

Social-Emotional Leader

The **social-emotional leader** within a group may perform a variety of maintenance roles and is generally someone who is well liked by the other group members and whose role behaviors complement but don’t compete with the task leader. The social-emotional leader may also reassure and support the task leader when he or she becomes stressed. In general, the social-emotional leader is a reflective thinker who has good perception skills that he or she uses to analyze the group dynamics and climate and then initiate the appropriate role behaviors to maintain a positive climate. Unlike the role of task leader, this isn’t a role that typically shifts from one person to another. While all members of the group perform some maintenance role behaviors at various times, the socioemotional leader reliably functions to support group members and maintain a positive relational climate. Social-emotional leadership functions can actually become detrimental to the group and lead to less satisfaction among members when the maintenance behaviors being performed are seen as redundant or as too distracting from the task (Pavitt, 1999).

Supporter

The role of **supporter** is characterized by communication behaviors that encourage other group members and provide emotional support as needed. The supporter's work primarily occurs in one-on-one exchanges that are more intimate and in-depth than the exchanges that take place during full group meetings. While many group members may make supporting comments publicly at group meetings, these comments are typically superficial and/or brief. A supporter uses active empathetic listening skills to connect with group members who may seem down or frustrated by saying something like "Tayesha, you seemed kind of down today. Is there anything you'd like to talk about?" Supporters also follow up on previous conversations with group members to maintain the connections they've already established by saying things like "Alan, I remember you said your mom is having surgery this weekend. I hope it goes well. Let me know if you need anything." The supporter's communication behaviors are probably the least noticeable of any of the other maintenance roles, which may make this group member's efforts seem overlooked. Leaders and other group members can help support the supporter by acknowledging his or her contributions.

Tension Releaser

The **tension releaser** is someone who is naturally funny and sensitive to the personalities of the group and the dynamics of any given situation and who uses these qualities to manage the frustration level of the group. Being funny is not enough to fulfill this role, as jokes or comments could indeed be humorous to other group members but be delivered at an inopportune time, which ultimately creates rather than releases tension. The healthy use of humor by the tension releaser performs the same maintenance function as the empathy employed by the harmonizer or the social-emotional leader, but it is less intimate and is typically directed toward the whole group instead of just one person. The tension releaser may start serving his or her function during the forming stage of group development when primary tensions are present due to the typical uncertainties present during initial interactions. The tension releaser may help "break the ice" or make others feel at ease during the group's more socially awkward first meetings. When people make a failed attempt to release tension, they may be viewed as a joker, which is a self-centered role we will learn more about later.

Harmonizer

The **harmonizer** role is played by group members who help manage the various types of group conflict that emerge during group communication. They keep their eyes and ears open for signs of conflict among group members and ideally intervene before it escalates. For example, the harmonizer may sense that one group member's critique of another member's idea wasn't received positively, and he or she may be able to rephrase the critique in a more constructive way, which can help diminish the other group member's defensiveness. Harmonizers also deescalate conflict once it has already started—for example, by suggesting that the group take a break and then mediating between group members in a side conversation. These actions can help prevent conflict from spilling over into other group interactions. In cases where the whole group experiences conflict, the harmonizer may help lead the group in perception-checking discussions that help members see an issue from multiple perspectives. For a harmonizer to be effective, it's important that he or she be viewed as impartial and committed to the group as a whole rather than to one side of an issue or one person or faction within the larger group. A special kind of harmonizer that helps manage cultural differences within the group is the interpreter.



Figure 14.2.3: An interpreter is a group member who has cultural sensitivity and experience interacting with multiple cultures and can help facilitate intercultural interactions within a group. Laura – [Estrenando cabina](#) – CC BY 2.0.

Interpreter

An **interpreter** helps manage the diversity within a group by mediating intercultural conflict, articulating common ground between different people, and generally creating a climate where difference is seen as an opportunity rather than as something to be feared. Just as an interpreter at the United Nations acts as a bridge between two different languages, the interpreter can bridge identity differences between group members. Interpreters can help perform the other maintenance roles discussed with a special awareness of and sensitivity toward cultural differences. While a literal interpreter would serve a task-related function within a group, this type of interpreter may help support a person who feels left out of the group because he or she has a different cultural identity than the majority of the group. Interpreters often act as allies to people who are different even though the interpreter doesn't share the specific cultural identity. The interpreter may help manage conflict that arises as a result of diversity, in this case, acting like an ambassador or mediator. Interpreters, because of their cultural sensitivity, may also take a proactive role to help address conflict before it emerges—for example, by taking a group member aside and explaining why his or her behavior or comments may be perceived as offensive.

Negative Roles and Behaviors

Group communication scholars began exploring the negative side of group member roles more than sixty years ago (Benne & Sheats, 1948). Studying these negative roles can help us analyze group interactions and potentially better understand why some groups are more successful than others. It's important to acknowledge that we all perform some negative behaviors within groups but that those behaviors do not necessarily constitute a role. A person may temporarily monopolize a discussion to bring attention to his or her idea. If that behavior gets the attention of the group members and makes them realize they were misinformed or headed in a negative direction, then that behavior may have been warranted. Negative behaviors can be enacted with varying degrees of intensity and regularity, and their effects may range from mild annoyance to group failure. In general, the effects grow increasingly negative as they increase in intensity and frequency. While a single enactment of a negative role behavior may still harm the group, regular enactment of such behaviors would constitute a role, and playing that role is guaranteed to negatively impact the group. We will divide our discussion of negative roles into self-centered and unproductive roles.

Self-Centered Roles

The behaviors associated with all the self-centered roles divert attention from the task to the group member exhibiting the behavior. Although all these roles share in their quest to divert attention, they do it in different ways and for different reasons. The self-centered roles we will discuss are the central negative, monopolizer, self-confessor, insecure compliment seeker, and joker (Cragan & Wright, 1991).

Central Negative

The **central negative** argues against most of the ideas and proposals discussed in the group and often emerges as a result of a leadership challenge during group formation. The failed attempt to lead the group can lead to feelings of resentment toward the leader and/or the purpose of the group, which then manifest in negative behaviors that delay, divert, or block the group's progress toward achieving its goal. This scenario is unfortunate because the central negative is typically a motivated and intelligent group member who can benefit the group if properly handled by the group leader or other members. Group communication scholars suggest that the group leader or leaders actively incorporate central negatives into group tasks and responsibilities to make them feel valued and to help diminish any residual anger, disappointment, or hurt feelings from the leadership conflict (Bormann & Bormann, 1988). Otherwise the central negative will continue to argue against the proposals and decisions of the group, even when they may be in agreement. In some cases, the central negative may unintentionally serve a beneficial function if his or her criticisms prevent groupthink.

Monopolizer

The **monopolizer** is a group member who makes excessive verbal contributions, preventing equal participation by other group members. In short, monopolizers like to hear the sound of their own voice and do not follow typical norms for conversational turn taking. There are some people who are well informed, charismatic, and competent communicators who can get away with impromptu lectures and long stories, but monopolizers do not possess the magnetic qualities of such people. A group member's excessive verbal contributions are more likely to be labeled as monopolizing when they are not related to the task or when they provide unnecessary or redundant elaboration. Some monopolizers do not intentionally speak for longer than they should. Instead, they think they are making a genuine contribution to the group. These folks likely lack sensitivity to nonverbal cues, or they would see that other group members are tired of listening or annoyed. Other monopolizers just like to talk and don't care what others

think. Some may be trying to make up for a lack of knowledge or experience. This type of monopolizer is best described as a dilettante, or an amateur who tries to pass himself or herself off as an expert.

There are some subgroups of behaviors that fall under the monopolizer's role. The "stage hog" monopolizes discussion with excessive verbal contributions and engages in one-upping and narcissistic listening. One-upping is a spotlight-stealing strategy in which people try to verbally "out-do" others by saying something like "You think that's bad? Listen to what happened to me!" They also listen to others in order to find something they can connect back to themselves, not to understand the message. The stage hog is like the diva that refuses to leave the stage to let the next performer begin. Unlike a monopolizer, who may engage in his or her behaviors unknowingly, stage hogs are usually aware of what they're doing.



Figure 14.2.4: A monopolizer makes excessive verbal contributions and holds the floor without allowing others to speak. Kev-shine – Business man point – CC BY 2.0.

The "egghead" monopolizes the discussion with excessive contributions that are based in actual knowledge but that exceed the level of understanding of other group members or the needs of the group (Cragan & Wright, 1999). The egghead is different from the dilettante monopolizer discussed earlier because this person has genuine knowledge and expertise on a subject, which may be useful to the group. But like the monopolizer and stage hog, the egghead's excessive contributions draw attention away from the task, slow the group down, and may contribute to a negative group climate. The egghead may be like an absentminded professor who is smart but lacks the social sensitivity to tell when he or she has said enough and is now starting to annoy other group members. This type of egghead naively believes that other group members care as much about the subject as he or she does. The second type of egghead is more pompous and monopolizes the discussion to flaunt his or her intellectual superiority. While the first type of egghead may be tolerated to a point by the group and seen as eccentric but valuable, the second type of egghead is perceived more negatively and more quickly hurts the group. In general, the egghead's advanced knowledge of a subject and excessive contributions can hurt the group's potential for synergy, since other group members may defer to the egghead expert, which can diminish the creativity that comes from outside and nonexpert perspectives.

Self-Confessor

The **self-confessor** is a group member who tries to use group meetings as therapy sessions for issues not related to the group's task. Self-confessors tend to make personal self-disclosures that are unnecessarily intimate. While it is reasonable to expect that someone experiencing a personal problem may want to consult with the group, especially if that person has formed close relationships with other group members, a self-confessor consistently comes to meetings with drama or a personal problem. A supporter or gatekeeper may be able to manage some degree of self-confessor behavior, but a chronic self-confessor is likely to build frustration among other group members that can lead to interpersonal conflict and a lack of cohesion and productivity. Most groups develop a norm regarding how much personal information is discussed during group meetings, and some limit such disclosures to time before or after the meeting, which may help deter the self-confessor.

Insecure Compliment Seeker

The **insecure compliment seeker** wants to know that he or she is valued by the group and seeks recognition that is often not task related. For example, they don't want to be told they did a good job compiling a report; they want to know that they're a good person or attractive or smart—even though they might not be any of those things. In short, they try to get validation from their relationships with group members—validation that they may be lacking in relationships outside the group. Or they may be someone who continually seeks the approval of others or tries to overcompensate for insecurity through excessive behaviors aimed at eliciting compliments. For example, if a group member wears a tight-fitting t-shirt in hopes of drawing attention to his physique

but doesn't receive any compliments from the group, he may say, "My girlfriend said she could tell I've been working out. What do you think?"

Joker

The **joker** is a person who consistently uses sarcasm, plays pranks, or tells jokes, which distracts from the overall functioning of the group. In short, the joker is an incompetent tension releaser. Rather than being seen as the witty group member with good timing, the joker is seen as the "class clown." Like the insecure compliment seeker, the joker usually seeks attention and approval because of an underlying insecurity. A group's leader may have to intervene and privately meet with a person engaging in joker behavior to help prevent a toxic or unsafe climate from forming. This may be ineffective, though, if a joker's behaviors are targeted toward the group leader, which could indicate that the joker has a general problem with authority. In the worst-case scenario, a joker may have to be expelled from the group if his or her behavior becomes violent, offensive, illegal, or otherwise unethical.

Unproductive Roles

There are some negative roles in group communication that do not primarily function to divert attention away from the group's task to a specific group member. Instead, these unproductive roles just prevent or make it more difficult for the group to make progress. These roles include the blocker, withdrawer, aggressor, and doormat.

Blocker

The **blocker** intentionally or unintentionally keeps things from getting done in the group. Intentionally, a person may suggest that the group look into a matter further or explore another option before making a final decision even though the group has already thoroughly considered the matter. They may cite a procedural rule or suggest that input be sought from additional people in order to delay progress. Behaviors that lead to more information gathering can be good for the group, but when they are unnecessary they are blocking behaviors. Unintentionally, a group member may set blocking behaviors into motion by missing a meeting or not getting his or her work done on time. People can also block progress by playing the airhead role, which is the opposite of the egghead role discussed earlier. An airhead skirts his or her responsibilities by claiming ignorance when he or she actually understands or intentionally performs poorly on a task so the other group members question his or her intellectual abilities to handle other tasks (Cragan & Wright, 1999). Since exhibiting airhead behaviors gets a person out of performing tasks, they can also be a tactic of a withdrawer, which we will discuss next.



Figure: A blocker prevents the group from progressing toward the completion of its task by creating barriers, suggesting unnecessary work, or avoiding group members. Kev-shine – Business man phone – CC BY-NC-ND 2.0.

Withdrawer

A **withdrawer** mentally and/or physically removes herself or himself from group activities and only participates when forced to. When groups exceed five members, the likelihood of having a member exhibit withdrawer behaviors increases. For example, a member may attend meetings and seemingly pay attention but not contribute to discussions or not volunteer to take on tasks, instead waiting on other members to volunteer first. Withdrawers are often responsible for the social loafing that makes other group members dread group work. A member may also avoid eye contact with other group members, sit apart from the group, or orient

his or her body away from the group to avoid participation. Withdrawers generally do not exhibit active listening behaviors. At the extreme, a group member may stop attending group meetings completely. Adopting a problem-solving model that requires equal participation, starting to build social cohesion early, and choosing a meeting space and seating arrangement that encourages interactivity can help minimize withdrawing behaviors. Gatekeepers, supporters, and group leaders can also intervene after early signs of withdrawing to try to reengage the group member.

Aggressor

An **aggressor** exhibits negative behaviors such as putting others' ideas down, attacking others personally when they feel confronted or insecure, competing unnecessarily to "win" at the expense of others within the group, and being outspoken to the point of distraction. An aggressor's behaviors can quickly cross the fine line between being abrasive or dominant and being unethical. For example, a person vigorously defending a position that is relevant and valid is different from a person who claims others' ideas are stupid but has nothing to contribute. As with most behaviors, the aggressor's fall into a continuum based on their intensity. On the more benign end of the continuum is assertive behavior, toward the middle is aggressive behavior, and on the unethical side is bullying behavior. At their worst, an aggressor's behaviors can lead to shouting matches or even physical violence within a group. Establishing group rules and norms that set up a safe climate for discussion and include mechanisms for temporarily or permanently removing a group member who violates that safe space may proactively prevent such behaviors.

Doormat

While we all need to take one for the team sometimes or compromise for the sake of the group, the **doormat** is a person who is chronically submissive to the point that it hurts the group's progress (Cragan & Wright, 1999). Doormat behaviors include quickly giving in when challenged, self-criticism, and claims of inadequacy. Some people who exhibit doormat behaviors may have difficulty being self-assured and assertive, may be conflict avoidant, or may even feel that their behaviors will make other group members like them. Other people play the martyr and make sure to publicly note their "sacrifices" for the group, hoping to elicit praise or attention. If their sacrifices aren't recognized, they may engage in further negative behaviors such as whining and/or insecure compliment seeking.

Key Takeaways

- Task-related group roles and behaviors contribute directly to the group's completion of a task or the achievement of its goal. These roles typically serve leadership, informational, or procedural functions and include the following: task leader, expediter, information provider, information seeker, gatekeeper, and recorder.
- Maintenance group roles and behaviors function to create and maintain social cohesion and fulfill the interpersonal needs of the group members. To perform these role behaviors, a person needs strong and sensitive interpersonal skills. These roles include social-emotional leader, supporter, tension releaser, harmonizer, and interpreter.
- Negative role behaviors delay or distract the group. Self-centered role behaviors are those that seek to divert the group's attention to the group member exhibiting the behavior. These roles include central negative, monopolizer, stage hog, egghead, self-confessor, and insecure compliment seeker. Unproductive role behaviors prevent or make it difficult for the group to make progress. These roles include blocker, withdrawer, aggressor, and doormat.

Exercises

1. Which of the task-related roles do you think has the greatest potential of going wrong and causing conflict within the group and why?
2. Which maintenance role do you think you've performed the best in previous group experiences? How did your communication and behaviors help you perform the role's functions? Which maintenance role have you had the most difficulty or least interest in performing? Why?
3. Describe a situation in which you have witnessed a person playing one of the self-centered roles in a group. How did the person communicate? What were the effects? Now describe a situation in which you have witnessed a person playing one of the unproductive roles in a group. How did the person communicate? What were the effects?

References

Benne, K. D., and Paul Sheats, "Functional Roles of Group Members," *Journal of Social Issues* 4, no. 2 (1948): 41–49.

Bormann, E. G., and Nancy C. Bormann, *Effective Small Group Communication*, 4th ed. (Santa Rosa, CA: Burgess CA, 1988).

Cragan, J. F., and David W. Wright, *Communication in Small Group Discussions: An Integrated Approach*, 3rd ed. (St. Paul, MN: West Publishing, 1991), 147.

Pavitt, C., “Theorizing about the Group Communication-Leadership Relationship,” in *The Handbook of Group Communication Theory and Research*, ed. Lawrence R. Frey (Thousand Oaks, CA: Sage, 1999), 317.

This page titled [14.2: Group Member Roles](#) is shared under a [CC BY-NC-SA 3.0](#) license and was authored, remixed, and/or curated by [Anonymous](#) via [source content](#) that was edited to the style and standards of the LibreTexts platform; a detailed edit history is available upon request.

14.3: Problem Solving and Decision Making in Groups

Learning Objectives

1. Discuss the common components and characteristics of problems.
2. Explain the five steps of the group problem-solving process.
3. Describe the brainstorming and discussion that should take place before the group makes a decision.
4. Compare and contrast the different decision-making techniques.
5. Discuss the various influences on decision making.

Although the steps of problem solving and decision making that we will discuss next may seem obvious, we often don't think to or choose not to use them. Instead, we start working on a problem and later realize we are lost and have to backtrack. I'm sure we've all reached a point in a project or task and had the "OK, now what?" moment. I've recently taken up some carpentry projects as a functional hobby, and I have developed a great respect for the importance of advanced planning. It's frustrating to get to a crucial point in building or fixing something only to realize that you have to unscrew a support board that you already screwed in, have to drive back to the hardware store to get something that you didn't think to get earlier, or have to completely start over. In this section, we will discuss the group problem-solving process, methods of decision making, and influences on these processes.

Group Problem Solving

The problem-solving process involves thoughts, discussions, actions, and decisions that occur from the first consideration of a problematic situation to the goal. The problems that groups face are varied, but some common problems include budgeting funds, raising funds, planning events, addressing customer or citizen complaints, creating or adapting products or services to fit needs, supporting members, and raising awareness about issues or causes.

Problems of all sorts have three common components (Adams & Galanes, 2009):

1. **An undesirable situation.** When conditions are desirable, there isn't a problem.
2. **A desired situation.** Even though it may only be a vague idea, there is a drive to better the undesirable situation. The vague idea may develop into a more precise goal that can be achieved, although solutions are not yet generated.
3. **Obstacles between undesirable and desirable situation.** These are things that stand in the way between the current situation and the group's goal of addressing it. This component of a problem requires the most work, and it is the part where decision making occurs. Some examples of obstacles include limited funding, resources, personnel, time, or information. Obstacles can also take the form of people who are working against the group, including people resistant to change or people who disagree.

Discussion of these three elements of a problem helps the group tailor its problem-solving process, as each problem will vary. While these three general elements are present in each problem, the group should also address specific characteristics of the problem. Five common and important characteristics to consider are task difficulty, number of possible solutions, group member interest in problem, group member familiarity with problem, and the need for solution acceptance (Adams & Galanes, 2009).

1. **Task difficulty.** Difficult tasks are also typically more complex. Groups should be prepared to spend time researching and discussing a difficult and complex task in order to develop a shared foundational knowledge. This typically requires individual work outside of the group and frequent group meetings to share information.
2. **Number of possible solutions.** There are usually multiple ways to solve a problem or complete a task, but some problems have more potential solutions than others. Figuring out how to prepare a beach house for an approaching hurricane is fairly complex and difficult, but there are still a limited number of things to do—for example, taping and boarding up windows; turning off water, electricity, and gas; trimming trees; and securing loose outside objects. Other problems may be more creatively based. For example, designing a new restaurant may entail using some standard solutions but could also entail many different types of innovation with layout and design.
3. **Group member interest in problem.** When group members are interested in the problem, they will be more engaged with the problem-solving process and invested in finding a quality solution. Groups with high interest in and knowledge about the problem may want more freedom to develop and implement solutions, while groups with low interest may prefer a leader who provides structure and direction.
4. **Group familiarity with problem.** Some groups encounter a problem regularly, while other problems are more unique or unexpected. A family who has lived in hurricane alley for decades probably has a better idea of how to prepare its house for a

hurricane than does a family that just recently moved from the Midwest. Many groups that rely on funding have to revisit a budget every year, and in recent years, groups have had to get more creative with budgets as funding has been cut in nearly every sector. When group members aren't familiar with a problem, they will need to do background research on what similar groups have done and may also need to bring in outside experts.

5. **Need for solution acceptance.** In this step, groups must consider how many people the decision will affect and how much "buy-in" from others the group needs in order for their solution to be successfully implemented. Some small groups have many stakeholders on whom the success of a solution depends. Other groups are answerable only to themselves. When a small group is planning on building a new park in a crowded neighborhood or implementing a new policy in a large business, it can be very difficult to develop solutions that will be accepted by all. In such cases, groups will want to poll those who will be affected by the solution and may want to do a pilot implementation to see how people react. Imposing an excellent solution that doesn't have buy-in from stakeholders can still lead to failure.



Group problem solving can be a confusing puzzle unless it is approached systematically. Muness Castle – [Problem Solving](#) – CC BY-SA 2.0.

Group Problem-Solving Process

There are several variations of similar problem-solving models based on US American scholar John Dewey's reflective thinking process (Bormann & Bormann, 1988). As you read through the steps in the process, think about how you can apply what we learned regarding the general and specific elements of problems. Some of the following steps are straightforward, and they are things we would logically do when faced with a problem. However, taking a deliberate and systematic approach to problem solving has been shown to benefit group functioning and performance. A deliberate approach is especially beneficial for groups that do not have an established history of working together and will only be able to meet occasionally. Although a group should attend to each step of the process, group leaders or other group members who facilitate problem solving should be cautious not to dogmatically follow each element of the process or force a group along. Such a lack of flexibility could limit group member input and negatively affect the group's cohesion and climate.

Step 1: Define the Problem

Define the problem by considering the three elements shared by every problem: the current undesirable situation, the goal or more desirable situation, and obstacles in the way (Adams & Galanes, 2009). At this stage, group members share what they know about the current situation, without proposing solutions or evaluating the information. Here are some good questions to ask during this stage: What is the current difficulty? How did we come to know that the difficulty exists? Who/what is involved? Why is it meaningful/urgent/important? What have the effects been so far? What, if any, elements of the difficulty require clarification? At the end of this stage, the group should be able to compose a single sentence that summarizes the problem called a problem statement. Avoid wording in the problem statement or question that hints at potential solutions. A small group formed to investigate ethical violations of city officials could use the following problem statement: "Our state does not currently have a mechanism for citizens to report suspected ethical violations by city officials."

Step 2: Analyze the Problem

During this step a group should analyze the problem and the group's relationship to the problem. Whereas the first step involved exploring the "what" related to the problem, this step focuses on the "why." At this stage, group members can discuss the potential causes of the difficulty. Group members may also want to begin setting out an agenda or timeline for the group's problem-solving process, looking forward to the other steps. To fully analyze the problem, the group can discuss the five common problem variables discussed before. Here are two examples of questions that the group formed to address ethics violations might ask: Why doesn't our city have an ethics reporting mechanism? Do cities of similar size have such a mechanism? Once the problem has been analyzed, the group can pose a problem question that will guide the group as it generates possible solutions. "How can citizens report suspected ethical violations of city officials and how will such reports be processed and addressed?" As you can see, the problem question is more complex than the problem statement, since the group has moved on to more in-depth discussion of the problem during step 2.

Step 3: Generate Possible Solutions

During this step, group members generate possible solutions to the problem. Again, solutions should not be evaluated at this point, only proposed and clarified. The question should be what *could* we do to address this problem, not what *should* we do to address it. It is perfectly OK for a group member to question another person's idea by asking something like "What do you mean?" or "Could you explain your reasoning more?" Discussions at this stage may reveal a need to return to previous steps to better define or more fully analyze a problem. Since many problems are multifaceted, it is necessary for group members to generate solutions for each part of the problem separately, making sure to have multiple solutions for each part. Stopping the solution-generating process prematurely can lead to groupthink. For the problem question previously posed, the group would need to generate solutions for all three parts of the problem included in the question. Possible solutions for the first part of the problem (How can citizens report ethical violations?) may include "online reporting system, e-mail, in-person, anonymously, on-the-record," and so on. Possible solutions for the second part of the problem (How will reports be processed?) may include "daily by a newly appointed ethics officer, weekly by a nonpartisan nongovernment employee," and so on. Possible solutions for the third part of the problem (How will reports be addressed?) may include "by a newly appointed ethics commission, by the accused's supervisor, by the city manager," and so on.

Step 4: Evaluate Solutions

During this step, solutions can be critically evaluated based on their credibility, completeness, and worth. Once the potential solutions have been narrowed based on more obvious differences in relevance and/or merit, the group should analyze each solution based on its potential effects—especially negative effects. Groups that are required to report the rationale for their decision or whose decisions may be subject to public scrutiny would be wise to make a set list of criteria for evaluating each solution. Additionally, solutions can be evaluated based on how well they fit with the group's charge and the abilities of the group. To do this, group members may ask, "Does this solution live up to the original purpose or mission of the group?" and "Can the solution actually be implemented with our current resources and connections?" and "How will this solution be supported, funded, enforced, and assessed?" Secondary tensions and substantive conflict, two concepts discussed earlier, emerge during this step of problem solving, and group members will need to employ effective critical thinking and listening skills.

Decision making is part of the larger process of problem solving and it plays a prominent role in this step. While there are several fairly similar models for problem solving, there are many varied decision-making techniques that groups can use. For example, to narrow the list of proposed solutions, group members may decide by majority vote, by weighing the pros and cons, or by discussing them until a consensus is reached. There are also more complex decision-making models like the "six hats method," which we will discuss later. Once the final decision is reached, the group leader or facilitator should confirm that the group is in agreement. It may be beneficial to let the group break for a while or even to delay the final decision until a later meeting to allow people time to evaluate it outside of the group context.

Step 5: Implement and Assess the Solution

Implementing the solution requires some advanced planning, and it should not be rushed unless the group is operating under strict time restraints or delay may lead to some kind of harm. Although some solutions can be implemented immediately, others may take days, months, or years. As was noted earlier, it may be beneficial for groups to poll those who will be affected by the solution as to their opinion of it or even to do a pilot test to observe the effectiveness of the solution and how people react to it. Before implementation, groups should also determine how and when they would assess the effectiveness of the solution by asking, "How

will we know if the solution is working or not?” Since solution assessment will vary based on whether or not the group is disbanded, groups should also consider the following questions: If the group disbands after implementation, who will be responsible for assessing the solution? If the solution fails, will the same group reconvene or will a new group be formed?



Once a solution has been reached and the group has the “green light” to implement it, it should proceed deliberately and cautiously, making sure to consider possible consequences and address them as needed. Jocko Benoit – [Prodigal Light](#) – CC BY-NC-ND 2.0.

Certain elements of the solution may need to be delegated out to various people inside and outside the group. Group members may also be assigned to implement a particular part of the solution based on their role in the decision making or because it connects to their area of expertise. Likewise, group members may be tasked with publicizing the solution or “selling” it to a particular group of stakeholders. Last, the group should consider its future. In some cases, the group will get to decide if it will stay together and continue working on other tasks or if it will disband. In other cases, outside forces determine the group’s fate.

“Getting Competent”: Problem Solving and Group Presentations

Giving a group presentation requires that individual group members and the group as a whole solve many problems and make many decisions. Although having more people involved in a presentation increases logistical difficulties and has the potential to create more conflict, a well-prepared and well-delivered group presentation can be more engaging and effective than a typical presentation. The main problems facing a group giving a presentation are (1) dividing responsibilities, (2) coordinating schedules and time management, and (3) working out the logistics of the presentation delivery.

In terms of dividing responsibilities, assigning individual work at the first meeting and then trying to fit it all together before the presentation (which is what many college students do when faced with a group project) is not the recommended method. Integrating content and visual aids created by several different people into a seamless final product takes time and effort, and the person “stuck” with this job at the end usually ends up developing some resentment toward his or her group members. While it’s OK for group members to do work independently outside of group meetings, spend time working together to help set up some standards for content and formatting expectations that will help make later integration of work easier. Taking the time to complete one part of the presentation together can help set those standards for later individual work. Discuss the roles that various group members will play openly so there isn’t role confusion. There could be one point person for keeping track of the group’s progress and schedule, one point person for communication, one point person for content integration, one point person for visual aids, and so on. Each person shouldn’t do all that work on his or her own but help focus the group’s attention on his or her specific area during group meetings (Stanton, 2009).

Scheduling group meetings is one of the most challenging problems groups face, given people's busy lives. From the beginning, it should be clearly communicated that the group needs to spend considerable time in face-to-face meetings, and group members should know that they may have to make an occasional sacrifice to attend. Especially important is the commitment to scheduling time to rehearse the presentation. Consider creating a contract of group guidelines that includes expectations for meeting attendance to increase group members' commitment.

Group presentations require members to navigate many logistics of their presentation. While it may be easier for a group to assign each member to create a five-minute segment and then transition from one person to the next, this is definitely not the most engaging method. Creating a master presentation and then assigning individual speakers creates a more fluid and dynamic presentation and allows everyone to become familiar with the content, which can help if a person doesn't show up to present and during the question-and-answer section. Once the content of the presentation is complete, figure out introductions, transitions, visual aids, and the use of time and space (Stanton, 2012). In terms of introductions, figure out if one person will introduce all the speakers at the beginning, if speakers will introduce themselves at the beginning, or if introductions will occur as the presentation progresses. In terms of transitions, make sure each person has included in his or her speaking notes when presentation duties switch from one person to the next. Visual aids have the potential to cause hiccups in a group presentation if they aren't fluidly integrated. Practicing with visual aids and having one person control them may help prevent this. Know how long your presentation is and know how you're going to use the space. Presenters should know how long the whole presentation should be and how long each of their segments should be so that everyone can share the responsibility of keeping time. Also consider the size and layout of the presentation space. You don't want presenters huddled in a corner until it's their turn to speak or trapped behind furniture when their turn comes around.

1. Of the three main problems facing group presenters, which do you think is the most challenging and why?
2. Why do you think people tasked with a group presentation (especially students) prefer to divide the parts up and have members work on them independently before coming back together and integrating each part? What problems emerge from this method? In what ways might developing a master presentation and then assigning parts to different speakers be better than the more divided method? What are the drawbacks to the master presentation method?

Decision Making in Groups

We all engage in personal decision making daily, and we all know that some decisions are more difficult than others. When we make decisions in groups, we face some challenges that we do not face in our personal decision making, but we also stand to benefit from some advantages of group decision making (Napier & Gershenfeld, 2004). Group decision making can appear fair and democratic but really only be a gesture that covers up the fact that certain group members or the group leader have already decided. Group decision making also takes more time than individual decisions and can be burdensome if some group members do not do their assigned work, divert the group with self-centered or unproductive role behaviors, or miss meetings. Conversely, though, group decisions are often more informed, since all group members develop a shared understanding of a problem through discussion and debate. The shared understanding may also be more complex and deep than what an individual would develop, because the group members are exposed to a variety of viewpoints that can broaden their own perspectives. Group decisions also benefit from synergy, one of the key advantages of group communication that we discussed earlier. Most groups do not use a specific method of decision making, perhaps thinking that they'll work things out as they go. This can lead to unequal participation, social loafing, premature decisions, prolonged discussion, and a host of other negative consequences. So in this section we will learn some practices that will prepare us for good decision making and some specific techniques we can use to help us reach a final decision.

Brainstorming before Decision Making

Before groups can make a decision, they need to generate possible solutions to their problem. The most commonly used method is brainstorming, although most people don't follow the recommended steps of brainstorming. As you'll recall, brainstorming refers to the quick generation of ideas free of evaluation. The originator of the term *brainstorming* said the following four rules must be followed for the technique to be effective (Osborn, 1959):

1. Evaluation of ideas is forbidden.
2. Wild and crazy ideas are encouraged.
3. Quantity of ideas, not quality, is the goal.
4. New combinations of ideas presented are encouraged.

To make brainstorming more of a decision-making method rather than an idea-generating method, group communication scholars have suggested additional steps that precede and follow brainstorming (Cragan & Wright, 1991).

1. **Do a warm-up brainstorming session.** Some people are more apprehensive about publicly communicating their ideas than others are, and a warm-up session can help ease apprehension and prime group members for task-related idea generation. The warm-up can be initiated by anyone in the group and should only go on for a few minutes. To get things started, a person could ask, “If our group formed a band, what would we be called?” or “What other purposes could a mailbox serve?” In the previous examples, the first warm up gets the group’s more abstract creative juices flowing, while the second focuses more on practical and concrete ideas.
2. **Do the actual brainstorming session.** This session shouldn’t last more than thirty minutes and should follow the four rules of brainstorming mentioned previously. To ensure that the fourth rule is realized, the facilitator could encourage people to piggyback off each other’s ideas.
3. **Eliminate duplicate ideas.** After the brainstorming session is over, group members can eliminate (without evaluating) ideas that are the same or very similar.
4. **Clarify, organize, and evaluate ideas.** Before evaluation, see if any ideas need clarification. Then try to theme or group ideas together in some orderly fashion. Since “wild and crazy” ideas are encouraged, some suggestions may need clarification. If it becomes clear that there isn’t really a foundation to an idea and that it is too vague or abstract and can’t be clarified, it may be eliminated. As a caution though, it may be wise to not throw out off-the-wall ideas that are hard to categorize and to instead put them in a miscellaneous or “wild and crazy” category.

Discussion before Decision Making

The nominal group technique guides decision making through a four-step process that includes idea generation and evaluation and seeks to elicit equal contributions from all group members (Delbecq & Ven de Ven, 1971). This method is useful because the procedure involves all group members systematically, which fixes the problem of uneven participation during discussions. Since everyone contributes to the discussion, this method can also help reduce instances of social loafing. To use the nominal group technique, do the following:

1. Silently and individually list ideas.
2. Create a master list of ideas.
3. Clarify ideas as needed.
4. Take a secret vote to rank group members’ acceptance of ideas.

During the first step, have group members work quietly, in the same space, to write down every idea they have to address the task or problem they face. This shouldn’t take more than twenty minutes. Whoever is facilitating the discussion should remind group members to use brainstorming techniques, which means they shouldn’t evaluate ideas as they are generated. Ask group members to remain silent once they’ve finished their list so they do not distract others.

During the second step, the facilitator goes around the group in a consistent order asking each person to share one idea at a time. As the idea is shared, the facilitator records it on a master list that everyone can see. Keep track of how many times each idea comes up, as that could be an idea that warrants more discussion. Continue this process until all the ideas have been shared. As a note to facilitators, some group members may begin to edit their list or self-censor when asked to provide one of their ideas. To limit a person’s apprehension with sharing his or her ideas and to ensure that each idea is shared, I have asked group members to exchange lists with someone else so they can share ideas from the list they receive without fear of being personally judged.

During step three, the facilitator should note that group members can now ask for clarification on ideas on the master list. Do not let this discussion stray into evaluation of ideas. To help avoid an unnecessarily long discussion, it may be useful to go from one person to the next to ask which ideas need clarifying and then go to the originator(s) of the idea in question for clarification.

During the fourth step, members use a voting ballot to rank the acceptability of the ideas on the master list. If the list is long, you may ask group members to rank only their top five or so choices. The facilitator then takes up the secret ballots and reviews them in a random order, noting the rankings of each idea. Ideally, the highest ranked idea can then be discussed and decided on. The nominal group technique does not carry a group all the way through to the point of decision; rather, it sets the group up for a roundtable discussion or use of some other method to evaluate the merits of the top ideas.

Specific Decision-Making Techniques

Some decision-making techniques involve determining a course of action based on the level of agreement among the group members. These methods include majority, expert, authority, and consensus rule. Table 14.1 “Pros and Cons of Agreement-Based Decision-Making Techniques” reviews the pros and cons of each of these methods.



Majority rule is a simple method of decision making based on voting. In most cases a majority is considered half plus one. Becky McCray – [Voting](#) – CC BY-NC-ND 2.0.

Majority rule is a commonly used decision-making technique in which a majority (one-half plus one) must agree before a decision is made. A show-of-hands vote, a paper ballot, or an electronic voting system can determine the majority choice. Many decision-making bodies, including the US House of Representatives, Senate, and Supreme Court, use majority rule to make decisions, which shows that it is often associated with democratic decision making, since each person gets one vote and each vote counts equally. Of course, other individuals and mediated messages can influence a person’s vote, but since the voting power is spread out over all group members, it is not easy for one person or party to take control of the decision-making process. In some cases—for example, to override a presidential veto or to amend the constitution—a super majority of two-thirds may be required to make a decision.

Minority rule is a decision-making technique in which a designated authority or expert has final say over a decision and may or may not consider the input of other group members. When a designated expert makes a decision by minority rule, there may be buy-in from others in the group, especially if the members of the group didn’t have relevant knowledge or expertise. When a designated authority makes decisions, buy-in will vary based on group members’ level of respect for the authority. For example, decisions made by an elected authority may be more accepted by those who elected him or her than by those who didn’t. As with majority rule, this technique can be time saving. Unlike majority rule, one person or party can have control over the decision-making process. This type of decision making is more similar to that used by monarchs and dictators. An obvious negative consequence of this method is that the needs or wants of one person can override the needs and wants of the majority. A minority deciding for the majority has led to negative consequences throughout history. The white Afrikaner minority that ruled South Africa for decades instituted apartheid, which was a system of racial segregation that disenfranchised and oppressed the majority population. The quality of the decision and its fairness really depends on the designated expert or authority.

Consensus rule is a decision-making technique in which all members of the group must agree on the same decision. On rare occasions, a decision may be ideal for all group members, which can lead to unanimous agreement without further debate and discussion. Although this can be positive, be cautious that this isn’t a sign of groupthink. More typically, consensus is reached only after lengthy discussion. On the plus side, consensus often leads to high-quality decisions due to the time and effort it takes to get everyone in agreement. Group members are also more likely to be committed to the decision because of their investment in reaching it. On the negative side, the ultimate decision is often one that all group members can live with but not one that’s ideal for all members. Additionally, the process of arriving at consensus also includes conflict, as people debate ideas and negotiate the interpersonal tensions that may result.

Table 14.1: Pros and Cons of Agreement-Based Decision-Making Techniques

Decision-Making Technique	Pros	Cons

Decision-Making Technique	Pros	Cons
Majority rule	<ul style="list-style-type: none"> • Quick • Efficient in large groups • Each vote counts equally 	<ul style="list-style-type: none"> • Close decisions (5–4) may reduce internal and external “buy-in” • Doesn’t take advantage of group synergy to develop alternatives that more members can support • Minority may feel alienated
Minority rule by expert	<ul style="list-style-type: none"> • Quick • Decision quality is better than what less knowledgeable people could produce • Experts are typically objective and less easy to influence 	<ul style="list-style-type: none"> • Expertise must be verified • Experts can be difficult to find / pay for • Group members may feel useless
Minority rule by authority	<ul style="list-style-type: none"> • Quick • Buy-in could be high if authority is respected 	<ul style="list-style-type: none"> • Authority may not be seen as legitimate, leading to less buy-in • Group members may try to sway the authority or compete for his or her attention • Unethical authorities could make decisions that benefit them and harm group members
Consensus rule	<ul style="list-style-type: none"> • High-quality decisions due to time invested • Higher level of commitment because of participation in decision • Satisfaction with decision because of shared agreement 	<ul style="list-style-type: none"> • Time consuming • Difficult to manage idea and personal conflict that can emerge as ideas are debated • Decision may be OK but not ideal

📌 “Getting Critical”: Six Hats Method of Decision Making

Edward de Bono developed the Six Hats method of thinking in the late 1980s, and it has since become a regular feature in decision-making training in business and professional contexts (de Bono, 1985). The method’s popularity lies in its ability to help people get out of habitual ways of thinking and to allow group members to play different roles and see a problem or decision from multiple points of view. The basic idea is that each of the six hats represents a different way of thinking, and when we figuratively switch hats, we switch the way we think. The hats and their style of thinking are as follows:

- **White hat.** Objective—focuses on seeking information such as data and facts and then processes that information in a neutral way.
- **Red hat.** Emotional—uses intuition, gut reactions, and feelings to judge information and suggestions.
- **Black hat.** Negative—focuses on potential risks, points out possibilities for failure, and evaluates information cautiously and defensively.
- **Yellow hat.** Positive—is optimistic about suggestions and future outcomes, gives constructive and positive feedback, points out benefits and advantages.
- **Green hat.** Creative—tries to generate new ideas and solutions, thinks “outside the box.”
- **Blue hat.** Philosophical—uses metacommunication to organize and reflect on the thinking and communication taking place in the group, facilitates who wears what hat and when group members change hats.

Specific sequences or combinations of hats can be used to encourage strategic thinking. For example, the group leader may start off wearing the Blue Hat and suggest that the group start their decision-making process with some “White Hat thinking” in order to process through facts and other available information. During this stage, the group could also process through what other groups have done when faced with a similar problem. Then the leader could begin an evaluation sequence starting with two minutes of “Yellow Hat thinking” to identify potential positive outcomes, then “Black Hat thinking” to allow group members to express reservations about ideas and point out potential problems, then “Red Hat thinking” to get people’s gut reactions to the previous discussion, then “Green Hat thinking” to identify other possible solutions that are more tailored to the group’s situation or completely new approaches. At the end of a sequence, the Blue Hat would want to summarize what was said and begin a new sequence. To successfully use this method, the person wearing the Blue Hat should be familiar with

different sequences and plan some of the thinking patterns ahead of time based on the problem and the group members. Each round of thinking should be limited to a certain time frame (two to five minutes) to keep the discussion moving.

1. This decision-making method has been praised because it allows group members to “switch gears” in their thinking and allows for role playing, which lets people express ideas more freely. How can this help enhance critical thinking? Which combination of hats do you think would be best for a critical thinking sequence?
2. What combinations of hats might be useful if the leader wanted to break the larger group up into pairs and why? For example, what kind of thinking would result from putting Yellow and Red together, Black and White together, or Red and White together, and so on?
3. Based on your preferred ways of thinking and your personality, which hat would be the best fit for you? Which would be the most challenging? Why?

Influences on Decision Making

Many factors influence the decision-making process. For example, how might a group’s independence or access to resources affect the decisions they make? What potential advantages and disadvantages come with decisions made by groups that are more or less similar in terms of personality and cultural identities? In this section, we will explore how situational, personality, and cultural influences affect decision making in groups.

Situational Influences on Decision Making

A group’s situational context affects decision making. One key situational element is the degree of freedom that the group has to make its own decisions, secure its own resources, and initiate its own actions. Some groups have to go through multiple approval processes before they can do anything, while others are self-directed, self-governing, and self-sustaining. Another situational influence is uncertainty. In general, groups deal with more uncertainty in decision making than do individuals because of the increased number of variables that comes with adding more people to a situation. Individual group members can’t know what other group members are thinking, whether or not they are doing their work, and how committed they are to the group. So the size of a group is a powerful situational influence, as it adds to uncertainty and complicates communication.

Access to information also influences a group. First, the nature of the group’s task or problem affects its ability to get information. Group members can more easily make decisions about a problem when other groups have similarly experienced it. Even if the problem is complex and serious, the group can learn from other situations and apply what it learns. Second, the group must have access to flows of information. Access to archives, electronic databases, and individuals with relevant experience is necessary to obtain any relevant information about similar problems or to do research on a new or unique problem. In this regard, group members’ formal and information network connections also become important situational influences.



The urgency of a decision can have a major influence on the decision-making process. As a situation becomes more urgent, it requires more specific decision-making methods and types of communication. Judith E. Bell – [Urgent](#) – CC BY-SA 2.0.

The origin and urgency of a problem are also situational factors that influence decision making. In terms of origin, problems usually occur in one of four ways:

1. **Something goes wrong.** Group members must decide how to fix or stop something. Example—a firehouse crew finds out that half of the building is contaminated with mold and must be closed down.
2. **Expectations change or increase.** Group members must innovate more efficient or effective ways of doing something. Example—a firehouse crew finds out that the district they are responsible for is being expanded.
3. **Something goes wrong and expectations change or increase.** Group members must fix/stop and become more efficient/effective. Example—the firehouse crew has to close half the building and must start responding to more calls due to the expanding district.

4. **The problem existed from the beginning.** Group members must go back to the origins of the situation and walk through and analyze the steps again to decide what can be done differently. Example—a firehouse crew has consistently had to work with minimal resources in terms of building space and firefighting tools.

In each of the cases, the need for a decision may be more or less urgent depending on how badly something is going wrong, how high the expectations have been raised, or the degree to which people are fed up with a broken system. Decisions must be made in situations ranging from crisis level to mundane.

Personality Influences on Decision Making

A long-studied typology of value orientations that affect decision making consists of the following types of decision maker: the economic, the aesthetic, the theoretical, the social, the political, and the religious (Spranger, 1928).

- The *economic* decision maker makes decisions based on what is practical and useful.
- The *aesthetic* decision maker makes decisions based on form and harmony, desiring a solution that is elegant and in sync with the surroundings.
- The *theoretical* decision maker wants to discover the truth through rationality.
- The *social* decision maker emphasizes the personal impact of a decision and sympathizes with those who may be affected by it.
- The *political* decision maker is interested in power and influence and views people and/or property as divided into groups that have different value.
- The *religious* decision maker seeks to identify with a larger purpose, works to unify others under that goal, and commits to a viewpoint, often denying one side and being dedicated to the other.

In the United States, economic, political, and theoretical decision making tend to be more prevalent decision-making orientations, which likely corresponds to the individualistic cultural orientation with its emphasis on competition and efficiency. But situational context, as we discussed before, can also influence our decision making.



Figure: Personality affects decision making. For example, “economic” decision makers decide based on what is practical and useful. One Way Stock – [Tough Decisions Ahead](#) – CC BY-ND 2.0.

The personalities of group members, especially leaders and other active members, affect the climate of the group. Group member personalities can be categorized based on where they fall on a continuum anchored by the following descriptors: dominant/submissive, friendly/unfriendly, and instrumental/emotional (Cragan & Wright, 1999). The more group members there are in any extreme of these categories, the more likely that the group climate will also shift to resemble those characteristics.

- **Dominant versus submissive.** Group members that are more dominant act more independently and directly, initiate conversations, take up more space, make more direct eye contact, seek leadership positions, and take control over decision-making processes. More submissive members are reserved, contribute to the group only when asked to, avoid eye contact, and leave their personal needs and thoughts unvoiced or give into the suggestions of others.
- **Friendly versus unfriendly.** Group members on the friendly side of the continuum find a balance between talking and listening, don't try to win at the expense of other group members, are flexible but not weak, and value democratic decision making. Unfriendly group members are disagreeable, indifferent, withdrawn, and selfish, which leads them to either not invest in decision making or direct it in their own interest rather than in the interest of the group.
- **Instrumental versus emotional.** Instrumental group members are emotionally neutral, objective, analytical, task-oriented, and committed followers, which leads them to work hard and contribute to the group's decision making as long as it is orderly and follows agreed-on rules. Emotional group members are creative, playful, independent, unpredictable, and expressive, which leads them to make rash decisions, resist group norms or decision-making structures, and switch often from relational to task focus.

Cultural Context and Decision Making

Just like neighborhoods, schools, and countries, small groups vary in terms of their degree of similarity and difference. Demographic changes in the United States and increases in technology that can bring different people together make it more likely

that we will be interacting in more and more heterogeneous groups (Allen, 2011). Some small groups are more homogenous, meaning the members are more similar, and some are more heterogeneous, meaning the members are more different. Diversity and difference within groups has advantages and disadvantages. In terms of advantages, research finds that, in general, groups that are culturally heterogeneous have better overall performance than more homogenous groups (Haslett & Ruebush, 1999). Additionally, when group members have time to get to know each other and competently communicate across their differences, the advantages of diversity include better decision making due to different perspectives (Thomas, 1999). Unfortunately, groups often operate under time constraints and other pressures that make the possibility for intercultural dialogue and understanding difficult. The main disadvantage of heterogeneous groups is the possibility for conflict, but given that all groups experience conflict, this isn't solely due to the presence of diversity. We will now look more specifically at how some of the cultural value orientations we've learned about already in this book can play out in groups with international diversity and how domestic diversity in terms of demographics can also influence group decision making.

International Diversity in Group Interactions

Cultural value orientations such as individualism/collectivism, power distance, and high-/low-context communication styles all manifest on a continuum of communication behaviors and can influence group decision making. Group members from individualistic cultures are more likely to value task-oriented, efficient, and direct communication. This could manifest in behaviors such as dividing up tasks into individual projects before collaboration begins and then openly debating ideas during discussion and decision making. Additionally, people from cultures that value individualism are more likely to openly express dissent from a decision, essentially expressing their disagreement with the group. Group members from collectivistic cultures are more likely to value relationships over the task at hand. Because of this, they also tend to value conformity and face-saving (often indirect) communication. This could manifest in behaviors such as establishing norms that include periods of socializing to build relationships before task-oriented communication like negotiations begin or norms that limit public disagreement in favor of more indirect communication that doesn't challenge the face of other group members or the group's leader. In a group composed of people from a collectivistic culture, each member would likely play harmonizing roles, looking for signs of conflict and resolving them before they become public.

Power distance can also affect group interactions. Some cultures rank higher on power-distance scales, meaning they value hierarchy, make decisions based on status, and believe that people have a set place in society that is fairly unchangeable. Group members from high-power-distance cultures would likely appreciate a strong designated leader who exhibits a more directive leadership style and prefer groups in which members have clear and assigned roles. In a group that is homogenous in terms of having a high-power-distance orientation, members with higher status would be able to openly provide information, and those with lower status may not provide information unless a higher status member explicitly seeks it from them. Low-power-distance cultures do not place as much value and meaning on status and believe that all group members can participate in decision making. Group members from low-power-distance cultures would likely freely speak their mind during a group meeting and prefer a participative leadership style.

How much meaning is conveyed through the context surrounding verbal communication can also affect group communication. Some cultures have a high-context communication style in which much of the meaning in an interaction is conveyed through context such as nonverbal cues and silence. Group members from high-context cultures may avoid saying something directly, assuming that other group members will understand the intended meaning even if the message is indirect. So if someone disagrees with a proposed course of action, he or she may say, "Let's discuss this tomorrow," and mean, "I don't think we should do this." Such indirect communication is also a face-saving strategy that is common in collectivistic cultures. Other cultures have a low-context communication style that places more importance on the meaning conveyed through words than through context or nonverbal cues. Group members from low-context cultures often say what they mean and mean what they say. For example, if someone doesn't like an idea, they might say, "I think we should consider more options. This one doesn't seem like the best we can do."

In any of these cases, an individual from one culture operating in a group with people of a different cultural orientation could adapt to the expectations of the host culture, especially if that person possesses a high degree of intercultural communication competence (ICC). Additionally, people with high ICC can also adapt to a group member with a different cultural orientation than the host culture. Even though these cultural orientations connect to values that affect our communication in fairly consistent ways, individuals may exhibit different communication behaviors depending on their own individual communication style and the situation.

Domestic Diversity and Group Communication

While it is becoming more likely that we will interact in small groups with international diversity, we are guaranteed to interact in groups that are diverse in terms of the cultural identities found within a single country or the subcultures found within a larger cultural group.

Gender stereotypes sometimes influence the roles that people play within a group. For example, the stereotype that women are more nurturing than men may lead group members (both male and female) to expect that women will play the role of supporters or harmonizers within the group. Since women have primarily performed secretarial work since the 1900s, it may also be expected that women will play the role of recorder. In both of these cases, stereotypical notions of gender place women in roles that are typically not as valued in group communication. The opposite is true for men. In terms of leadership, despite notable exceptions, research shows that men fill an overwhelmingly disproportionate amount of leadership positions. We are socialized to see certain behaviors by men as indicative of leadership abilities, even though they may not be. For example, men are often perceived to contribute more to a group because they tend to speak first when asked a question or to fill a silence and are perceived to talk more about task-related matters than relationally oriented matters. Both of these tendencies create a perception that men are more engaged with the task. Men are also socialized to be more competitive and self-congratulatory, meaning that their communication may be seen as dedicated and their behaviors seen as powerful, and that when their work isn't noticed they will be more likely to make it known to the group rather than take silent credit. Even though we know that the relational elements of a group are crucial for success, even in high-performance teams, that work is not as valued in our society as the task-related work.

Despite the fact that some communication patterns and behaviors related to our typical (and stereotypical) gender socialization affect how we interact in and form perceptions of others in groups, the differences in group communication that used to be attributed to gender in early group communication research seem to be diminishing. This is likely due to the changing organizational cultures from which much group work emerges, which have now had more than sixty years to adjust to women in the workplace. It is also due to a more nuanced understanding of gender-based research, which doesn't take a stereotypical view from the beginning as many of the early male researchers did. Now, instead of biological sex being assumed as a factor that creates inherent communication differences, group communication scholars see that men and women both exhibit a range of behaviors that are more or less feminine or masculine. It is these gendered behaviors, and not a person's gender, that seem to have more of an influence on perceptions of group communication. Interestingly, group interactions are still masculinist in that male and female group members prefer a more masculine communication style for task leaders and that both males and females in this role are more likely to adapt to a more masculine communication style. Conversely, men who take on social-emotional leadership behaviors adopt a more feminine communication style. In short, it seems that although masculine communication traits are more often associated with high status positions in groups, both men and women adapt to this expectation and are evaluated similarly (Haslett & Ruebush, 1999).

Other demographic categories are also influential in group communication and decision making. In general, group members have an easier time communicating when they are more similar than different in terms of race and age. This ease of communication can make group work more efficient, but the homogeneity may sacrifice some creativity. As we learned earlier, groups that are diverse (e.g., they have members of different races and generations) benefit from the diversity of perspectives in terms of the quality of decision making and creativity of output.

In terms of age, for the first time since industrialization began, it is common to have three generations of people (and sometimes four) working side by side in an organizational setting. Although four generations often worked together in early factories, they were segregated based on their age group, and a hierarchy existed with older workers at the top and younger workers at the bottom. Today, however, generations interact regularly, and it is not uncommon for an older person to have a leader or supervisor who is younger than him or her (Allen, 2011). The current generations in the US workplace and consequently in work-based groups include the following:

- **The Silent Generation.** Born between 1925 and 1942, currently in their midsixties to mideighties, this is the smallest generation in the workforce right now, as many have retired or left for other reasons. This generation includes people who were born during the Great Depression or the early part of World War II, many of whom later fought in the Korean War (Clarke, 1970).
- **The Baby Boomers.** Born between 1946 and 1964, currently in their late forties to midsixties, this is the largest generation in the workforce right now. Baby boomers are the most populous generation born in US history, and they are working longer than previous generations, which means they will remain the predominant force in organizations for ten to twenty more years.

- **Generation X.** Born between 1965 and 1981, currently in their early thirties to midforties, this generation was the first to see technology like cell phones and the Internet make its way into classrooms and our daily lives. Compared to previous generations, “Gen-Xers” are more diverse in terms of race, religious beliefs, and sexual orientation and also have a greater appreciation for and understanding of diversity.
- **Generation Y.** Born between 1982 and 2000, “Millennials” as they are also called are currently in their late teens up to about thirty years old. This generation is not as likely to remember a time without technology such as computers and cell phones. They are just starting to enter into the workforce and have been greatly affected by the economic crisis of the late 2000s, experiencing significantly high unemployment rates.

The benefits and challenges that come with diversity of group members are important to consider. Since we will all work in diverse groups, we should be prepared to address potential challenges in order to reap the benefits. Diverse groups may be wise to coordinate social interactions outside of group time in order to find common ground that can help facilitate interaction and increase group cohesion. We should be sensitive but not let sensitivity create fear of “doing something wrong” that then prevents us from having meaningful interactions. Reviewing Chapter 8 “Culture and Communication” will give you useful knowledge to help you navigate both international and domestic diversity and increase your communication competence in small groups and elsewhere.

Key Takeaways

- Every problem has common components: an undesirable situation, a desired situation, and obstacles between the undesirable and desirable situations. Every problem also has a set of characteristics that vary among problems, including task difficulty, number of possible solutions, group member interest in the problem, group familiarity with the problem, and the need for solution acceptance.
- The group problem-solving process has five steps:
 1. Define the problem by creating a problem statement that summarizes it.
 2. Analyze the problem and create a problem question that can guide solution generation.
 3. Generate possible solutions. Possible solutions should be offered and listed without stopping to evaluate each one.
 4. Evaluate the solutions based on their credibility, completeness, and worth. Groups should also assess the potential effects of the narrowed list of solutions.
 5. Implement and assess the solution. Aside from enacting the solution, groups should determine how they will know the solution is working or not.
- Before a group makes a decision, it should brainstorm possible solutions. Group communication scholars suggest that groups (1) do a warm-up brainstorming session; (2) do an actual brainstorming session in which ideas are not evaluated, wild ideas are encouraged, quantity not quality of ideas is the goal, and new combinations of ideas are encouraged; (3) eliminate duplicate ideas; and (4) clarify, organize, and evaluate ideas. In order to guide the idea-generation process and invite equal participation from group members, the group may also elect to use the nominal group technique.
- Common decision-making techniques include majority rule, minority rule, and consensus rule. With majority rule, only a majority, usually one-half plus one, must agree before a decision is made. With minority rule, a designated authority or expert has final say over a decision, and the input of group members may or may not be invited or considered. With consensus rule, all members of the group must agree on the same decision.
- Several factors influence the decision-making process:
 - Situational factors include the degree of freedom a group has to make its own decisions, the level of uncertainty facing the group and its task, the size of the group, the group’s access to information, and the origin and urgency of the problem.
 - Personality influences on decision making include a person’s value orientation (economic, aesthetic, theoretical, political, or religious), and personality traits (dominant/submissive, friendly/unfriendly, and instrumental/emotional).
 - Cultural influences on decision making include the heterogeneity or homogeneity of the group makeup; cultural values and characteristics such as individualism/collectivism, power distance, and high-/low-context communication styles; and gender and age differences.

Exercises

1. In terms of situational influences on group problem solving, task difficulty, number of possible solutions, group interest in problem, group familiarity with problem, and need for solution acceptance are five key variables discussed in this chapter. For each of the two following scenarios, discuss how the situational context created by these variables might affect the group’s communication climate and the way it goes about addressing its problem.

- **Scenario 1.** Task difficulty is high, number of possible solutions is high, group interest in problem is high, group familiarity with problem is low, and need for solution acceptance is high.
 - **Scenario 2.** Task difficulty is low, number of possible solutions is low, group interest in problem is low, group familiarity with problem is high, and need for solution acceptance is low.
2. Getting integrated: Certain decision-making techniques may work better than others in academic, professional, personal, or civic contexts. For each of the following scenarios, identify the decision-making technique that you think would be best and explain why.
- **Scenario 1: Academic.** A professor asks his or her class to decide whether the final exam should be an in-class or take-home exam.
 - **Scenario 2: Professional.** A group of coworkers must decide which person from their department to nominate for a company-wide award.
 - **Scenario 3: Personal.** A family needs to decide how to divide the belongings and estate of a deceased family member who did not leave a will.
 - **Scenario 4: Civic.** A local branch of a political party needs to decide what five key issues it wants to include in the national party's platform.
3. Group communication researchers have found that heterogeneous groups (composed of diverse members) have advantages over homogenous (more similar) groups. Discuss a group situation you have been in where diversity enhanced your and/or the group's experience.

References

- Adams, K., and Gloria G. Galanes, *Communicating in Groups: Applications and Skills*, 7th ed. (Boston, MA: McGraw-Hill, 2009), 220–21.
- Allen, B. J., *Difference Matters: Communicating Social Identity*, 2nd ed. (Long Grove, IL: Waveland, 2011), 5.
- Bormann, E. G., and Nancy C. Bormann, *Effective Small Group Communication*, 4th ed. (Santa Rosa, CA: Burgess CA, 1988), 112–13.
- Clarke, G., “The Silent Generation Revisited,” *Time*, June 29, 1970, 46.
- Cragan, J. F., and David W. Wright, *Communication in Small Group Discussions: An Integrated Approach*, 3rd ed. (St. Paul, MN: West Publishing, 1991), 77–78.
- de Bono, E., *Six Thinking Hats* (Boston, MA: Little, Brown, 1985).
- Delbecq, A. L., and Andrew H. Ven de Ven, “A Group Process Model for Problem Identification and Program Planning,” *The Journal of Applied Behavioral Science* 7, no. 4 (1971): 466–92.
- Haslett, B. B., and Jenn Ruebush, “What Differences Do Individual Differences in Groups Make?: The Effects of Individuals, Culture, and Group Composition,” in *The Handbook of Group Communication Theory and Research*, ed. Lawrence R. Frey (Thousand Oaks, CA: Sage, 1999), 133.
- Napier, R. W., and Matti K. Gershenfeld, *Groups: Theory and Experience*, 7th ed. (Boston, MA: Houghton Mifflin, 2004), 292.
- Osborn, A. F., *Applied Imagination* (New York: Charles Scribner's Sons, 1959).
- Spranger, E., *Types of Men* (New York: Steckert, 1928).
- Stanton, C., “How to Deliver Group Presentations: The Unified Team Approach,” *Six Minutes Speaking and Presentation Skills*, November 3, 2009, accessed August 28, 2012, <http://sixminutes.dlugan.com/group-presentations-unified-team-approach>.
- Thomas, D. C., “Cultural Diversity and Work Group Effectiveness: An Experimental Study,” *Journal of Cross-Cultural Psychology* 30, no. 2 (1999): 242–63.

This page titled [14.3: Problem Solving and Decision Making in Groups](#) is shared under a [CC BY-NC-SA 3.0](#) license and was authored, remixed, and/or curated by [Anonymous](#) via [source content](#) that was edited to the style and standards of the LibreTexts platform; a detailed edit history is available upon request.

CHAPTER OVERVIEW

15: Media, Technology, and Communication

[15.1: Technological Advances- From the Printing Press to the iPhone](#)

[15.2: Functions and Theories of Mass Communication](#)

[15.3: Mass Communication and Ethics](#)

This page titled [15: Media, Technology, and Communication](#) is shared under a [CC BY-NC-SA 3.0](#) license and was authored, remixed, and/or curated by [Anonymous](#) via [source content](#) that was edited to the style and standards of the LibreTexts platform; a detailed edit history is available upon request.

15.1: Technological Advances- From the Printing Press to the iPhone

Learning Objectives

1. Summarize the technological advances of the print, audiovisual, and Internet and digital media ages.
2. Identify key effects of various mass media on society.
3. Discuss how mass media adapt as new forms of media are invented and adopted.

It is only through technology that **mass media** can exist. While our interpersonal interactions are direct, our interactions with mass media messages are indirect, as they require technology or a “third party” to facilitate the connection. As you’ll recall, mass communication involves transmitting messages to many people through print or electronic media. While talking to someone about a movie you just watched is interpersonal communication, watching the Academy Awards on a network or in clips on the Internet is mass communication. In this section, we will trace the development of various forms of technology that led to new channels (media) of communication and overview the characteristics of some of the most common mass media.

As we trace the development of different forms of mass media, take note of how new technologies and competition among various media formats have made media messages more interpersonal and personalized. In short, the mass media that served large segments of the population with limited messages evolved into micromedia that serve narrow interest groups (Self, Gaylord, & Gaylord, 2009). The brief discussion here of these recent changes in how media operate in our lives will be expanded more in the following chapter on new media and communication. It is also interesting to note the speed with which technologies advanced. As we move closer to our current digital age of media, we can see that new media formats are invented and then made available to people more quickly than media that came before. For example, while it took 175,000 years for writing to become established, and about 1,000 years for printing to gain a firm foundation as a medium, audiovisual media (radio, television, and movies) penetrated society within a few decades, and digital media gained prominence in even less time (Poe, 2011).

Print Mass Media

The printing press and subsequent technological advances related to paper manufacturing and distribution led to the establishment of print as the first mass medium. While the ability to handwrite manuscripts and even reproduce them existed before the print revolution, such processes took considerable time and skill, making books and manuscripts too expensive for nearly anyone in society except the most privileged and/or powerful to possess. And despite the advent of many other forms of mass media, print is still important as a channel for information and as an industry. For example, in the United States, about 3.1 billion books, 1,400 daily newspapers, and 19,000 magazines are published a year (Poe, 2011). Let’s now look back at how we progressed from writing to print and trace the birth of the first mass medium.

The “manuscript age” is the period in human history that immediately predated the advent of mass media and began around 3500 BCE with the introduction of written texts and lasted until the printing revolution of 1450 CE (Poe, 2011). Of course, before writing emerged as a form of expression, humans drew cave paintings and made sculptures, pottery, jewelry, and other forms of visual expression. The spread of writing, however, as a means of documenting philosophy, daily life, government, laws, and business transactions was a necessary precursor to the print revolution. Physical and technical limitations of the time prevented the written word from becoming a mass medium, as texts were painstakingly reproduced by hand or reproduced slowly using rudimentary printing technology such as wood cutouts. The high price of these texts and the fact that most people could not read or write further limited the spread of print.

The German blacksmith and printer Johannes Gutenberg, often cited as the inventor of the printing press, didn’t actually invent much, as most of the technology needed to print, such as movable type, already existed and had been in use for many years. In fact, the mass reproduction and distribution of texts began in East Asia around 700 CE, more than 700 years before Gutenberg, as the Chinese used a wood-block printing method to mass produce short Buddhist texts (Poe, 2011). However, Gutenberg’s use of a press to mash the paper against the typeset, as opposed to the Chinese method of manually rubbing the paper against the typeset, made the process faster and more effective. Additionally, the rise of printing in East Asia didn’t become a “print revolution,” because the audience for the texts was so limited, given low literacy rates.



Although the technology needed to print mass quantities of text had existed for many years, increasing literacy rates in Europe created more of a demand for printed text, which led to the “print revolution.” Mighty June – [wood letter blocks](#) – CC BY 2.0.

Increasing literacy rates in Europe in the two centuries before Gutenberg undoubtedly contributed to the success of his printing efforts, since literacy creates a market for printed texts. The impact of the printing press, as introduced to Europe by Gutenberg starting with his first printing shop in 1439, should not be underestimated. His press helped usher in the Age of Enlightenment and the Scientific Revolution that swept Europe during the 1600s. This spread was aided by aristocratic and religious leaders who turned to the printing press as a way to both spread Christian thought and seek to improve society by educating individuals. In 1454, Gutenberg’s famous forty-two-line Bible was the first book that was mass produced by modern methods and not transcribed by hand, which had been the practice for thousands of years. With this, the “print age” began, which extended from 1450 to 1850 and marked the birth and rise of the first mass medium (Poe, 2011).

Books

The explosion of printing following 1450 definitely proves that print was the first mass medium. Books of the time were often shorter than today, but they were still the earliest form of communication to be distributed to the masses, which led to significant cultural and social transformation. Between 1454 and 1500, 30,000 books and pamphlets were published in Europe. In the 1500s, between 150,000 and 200,000 separate titles were printed. Remember, these numbers represent each separate book and not the total copies of each of those titles that were printed. The total number of copies is much more staggering. Between 1450 and 1500, 20 million individual books were printed. During the 1600s, between 150 and 200 million books were printed in Europe. Given that Europe’s population at the time was only 78 million, that’s about three books for each person (Poe, 2011). Of course, books weren’t evenly distributed, since most people couldn’t read or write and had no use for them. At the same time, though, cheaper, shorter materials were printed that included content that catered more to the “common” person. These early publications were similar to tabloids in that they were sold as news items but featured stories about miracles, monsters, and other sensational or fantastical events. Although not regarded for their content or positive effect on society, these publications quickly grew into what we would recognize today as newspapers and magazines, which we will discuss later.

The printing and distribution of books led to cultural transformation, just as radio, television, and the Internet did. The rise of literacy and the availability of literature, religious texts, dictionaries, and other reference books allowed people to learn things for themselves, distinguish themselves from others by what they read and what they knew, and figuratively travel beyond their highly localized lives to other lands and time periods. Before this, people relied on storytellers, clergy, teachers, or other leaders for information. In this way, people may only be exposed to a few sources of information throughout their lives and the information conveyed by these sources could be limited and distorted. Remember, only a select group of people, usually elites, had access to manuscripts and the ability to read them. Publishers still acted as gatekeepers, just as mass media outlets do today, which limited the content and voices that circulated on the new medium. But despite that, the world was opened up for many in a way it had never before been.

Demand for books quickly expanded in the United States in the late 1700s and early 1800s. Technological advances in the manufacturing of paper and cheaper materials for binding books—for example, using cloth covers instead of leather—helped reduce the cost of books. Dime novels were very popular in the United States in the mid to late 1800s. These books, also called pulp fiction, had content that was appealing to mass audiences who enjoyed dramatic, short fiction stories. During this time, publishing became more competitive and profit driven—characteristics that still apply to the industry today. While radio and magazines flourished in the first half of the twentieth century, the book industry didn't fare as well. Many people turned to these new media over books, since radio and magazines were generally cheaper and provided more timely information about major world events like the World Wars and the Great Depression.

The book industry today caters to a variety of audiences and markets. The following are the major divisions of book publishing and their revenue from 2009, which is the most recent Census data available:^[1]

- Textbooks (K–12 and college)—\$9,891,000,000
- Children's books—\$2,522,000,000
- Reference books—\$625,000,000
- Professional, technical, and scholarly books—\$3,838,000,000
- Adult fiction, nonfiction—\$5,862,000,000

These numbers show that the book industry is still generating much revenue, but books, like other forms of media, have had to adapt to changing market forces and technologies. Whereas local bookstores used to be the primary means by which people acquired new and used books, the expansion of chain bookstores and the advent of online book purchasing have led to a dramatic decline in local and independent booksellers. Well-known independent bookstores in larger cities—for example, Tattered Cover in Denver, Colorado; Powell's Books in Portland, Oregon; Strand Book Store in New York City; and Left Bank Books in St. Louis, Missouri—compete against national chains to attract customers. The closure of nearly four hundred Borders bookstores in 2011 after the company filed for bankruptcy also shows that even chain bookstores are struggling. In terms of technological changes, many book publishers have embraced e-books in the past few years as a way to adapt to new digital media and devices such as e-readers, but they have also had to develop new ways to prevent unauthorized reproduction and “pirating” of digital versions of books. In 2011, for the first time, e-books became the number one format for adult fiction and young adult titles, surpassing print (Sporkin, 2012). Despite this fact, brick-and-mortar stores are still the primary channel through which books are sold—but for how much longer?

Newspapers

Newspapers, more than books, serve as the chronicle of daily life in our society, providing regular coverage of events, both historic and mundane, and allowing us to learn about current events outside of our community and country. While radio, television, and online news serve that function for most people now, newspapers were the first mass medium to collect and disseminate such information. The first regularly (weekly) published newspaper emerged in Paris in 1631, and others popped up in Florence, Rome, and Madrid over the next few decades. The first daily newspaper was published in Leipzig, Germany, in 1660. In just a little over a hundred years, in the late 1700s, large European cities like London and Paris had around two hundred newspapers, some published daily, some weekly, and some at other intervals. Not surprisingly, literacy rates also increased during this time (Poe, 2011). Also around 1700, newspapers were published in the colonies that would later become the United States. The following timeline marks some of the historical developments in newspaper publishing from colonial times to the Internet age.

Timeline of Events in Newspaper Publishing (Breig, 2012; Campbell, Martin, & Fabos, 2007)

- **1690.** First newspaper in North America is published in Boston. Due to its anti-British tone, it is banned after the first issue is printed.
- **1704.** The *Boston News-Letter* is the first newspaper in the colonies to be published regularly. Its content is not timely, since its focus on European events means the information is weeks to months old by the time it is published.
- **1721.** James Franklin, Benjamin Franklin's older brother, publishes the *New England Courant* in Boston, which caters to business and political leaders.
- **1729.** Benjamin Franklin runs the *Pennsylvania Gazette*, which is well respected for the quality of its contents and also generates revenue through advertisements.
- **1784.** The first daily newspaper is published in the United States—*The Pennsylvania Packet and Daily Advertiser*.^[2]
- **1833.** Benjamin Day, founder of the *New York Sun*, changes the pricing, distribution, and content of newspapers by cutting the cost of the paper to one penny per issue and selling them individually on the streets and through vendors rather than through

subscriptions, which are cost prohibitive for many people. The *Sun* focuses more on “human-interest stories,” which attracts readers and begins a surge of other competing “penny papers” using a similar model.

- **1848.** The *Associated Press* is formed when six New York City papers agree to share incoming information from dispatched reporters and other news sources far away. The news is transmitted through telegraph and other cable/wire services—the label “wire service” or “news wire” is still used today.
- **Late 1800s.** Many newspapers practice “yellow journalism” to be competitive, meaning they publish sensational news items like scandals and tragedies and use attention-getting (in terms of size and wording) headlines to attract customers. The *New York Times* begins to distance itself from yellow journalism and helps to usher in a period of more factual and rigorous reporting and a split between objective and tabloid publications that begins in the early 1900s and continues today.
- **1955.** The *Village Voice* is published in Greenwich Village, New York, which marks the beginning of the rise of underground and alternative newspapers.
- **1980.** The *Columbus Dispatch* is the first newspaper to publish content online.
- **1982.** *USA Today* is launched, which challenges long-standing newspaper publishing norms and adopts a more visual style. The size, layout, use of color and images, and content is designed to attract a new newspaper audience, one used to watching television news.
- **1998.** The *Drudge Report*, an online gossip and news aggregation site, gains national attention when it breaks a story about *Newsweek* magazine delaying the publication of a story about then-president Clinton’s affair with intern Monica Lewinsky (Rogers, 2012). Although online news sites have been around for years, this marks the beginning of the rise of Internet-based news gathering and reporting by people with little to no training in or experience with journalism. Traditional journalists criticize this practice, but such news outlets attract millions of readers and begin to change the way we think about how news is gathered and reported and how we get our news.

Newspapers have faced many challenges in recent decades—namely, the increase of Internet-based news, leading to a major decline in revenue and readers. In recent years major papers like the *Rocky Mountain News* have gone out of business completely, and others like the *Seattle Post Intelligencer* have switched to online-only formats. Additionally, major newspapers like the *Chicago Sun Times* and the *Minneapolis Star Tribune* have declared bankruptcy due to heavy debt burdens (Grabowicz, 2012). To deal with these financial issues, papers have laid off employees, cut resources for reporters, closed international bureaus, eliminated rural or distant delivery, reduced frequency of publication, and contracted out or partnered on content. This last strategy received national attention recently when it was found out that hundreds of newspapers were using the services of a company called Journatic to create hyperlocal content for them to publish (Sheffield, 2012). Hyperlocal content includes information like real-estate transactions, obituaries, school lunch menus, high school sports team statistics, and police activities, which are a considerable drain on already strained newsrooms. However, readers and media critics were surprised to learn that Journatic was paying people in the Philippines to write this content and then publish it under fake names. After news of this spread, many papers announced that they would go back to generating this content using their own resources (Folkenflik, 2012).

Magazines

Although newspapers were the first record of daily life in the United States, magazines were the first national mass medium, reaching people all over the growing nation of the late 1700s and into the 1800s. Although the reach of magazines made them the first national medium, they were generally unsuccessful, and the content of the early magazines was not highly regarded.



Magazine publishers had a difficult time finding success, since postal carriers either refused to deliver magazines because of their weight or charged high postage rates that limited subscribers. Sean Winters – [Magazines](#) – CC BY-SA 2.0.

The high cost of transportation and delivery made magazine subscriptions unaffordable for most people, and the content consisted mostly of stories reprinted from newspapers with the occasional essay on the arts or current events. Toward the middle of the 1800s, magazines began to play a more central role in society. At the time, magazines devoted more content to important issues such as slavery and women's right to vote (Campbell, Martin, & Fabos, 2007). Magazines as a mass medium overcame early challenges to enjoy a period of relative success in the early 1900s and then met one of their biggest challenges, the rise of television, in the mid-1900s. The following timeline traces some of the most important developments and changes in magazines (Campbell, Martin, & Fabos, 2007).

Timeline of Events in Magazine Publishing

- **1741.** Colonial magazines are published. As with colonial newspapers, Benjamin Franklin plays a central role getting them started. Unlike newspapers, magazines face more challenges in terms of postage rates and finding an audience. Over the next thirty years, about one hundred magazines are published and go defunct.
- **Early 1800s.** The number of magazines increases to about one hundred in circulation by 1825. Although they generate some revenue through advertising, they still face financial struggles. Most magazines serve a specific community or area and still consist of content that is mostly reprinted from other sources.
- **1820s.** Specialized magazines catering to niche audiences begin to emerge. For example, literary magazines feature the writing of people like Mark Twain and Ralph Waldo Emerson, and magazines focus on specific professions or topics such as farming, law, education, or science.
- **1821.** The *Saturday Evening Post* is founded and becomes the longest-published magazine in the United States and the first general-interest magazine to be successfully marketed to a national audience.
- **1828.** The first women's magazine, *Ladies' Magazine*, is founded and marks the beginning of the trend toward targeting women as a distinct audience.
- **1850s.** Magazines pioneer the use of images in printed texts, reproducing high-quality illustrations and sketches, though not photographs.
- **1865.** The *Nation* is published, which focuses on political opinion and caters toward a more educated and liberal readership.
- **1879–early 1900s.** The Postal Act of 1879 is passed, which lowers the cost of postage for magazines. This, along with improvements in rail transportation and mass-production printing, leads to a surge in the number of magazines and the number of subscribers. These changes attract more advertisers, which allows magazine publishers to drop the price per issue below what it actually costs to produce the magazine. This attracts more readers, which attracts more advertisers and allows publishers to make up the loss between subscription and production rates with ad revenue.
- **1900–1960.** This is a peak time for magazine success. The early 1900s sees a rise in investigative journalism that goes into much more depth than newspaper coverage. The 1920s and 1930s see the rise of general-interest magazines such as *Reader's Digest*, *Time*, and *Life*. Magazines play a key role in providing in-depth coverage of the World Wars and start to cover the cultural revolutions of the 1960s when they run into new challenges.
- **1960s and 1970s.** As television explodes as the new mass medium of choice, national magazines lose advertisers to the new audiovisual medium. Audiences (now viewers instead of readers) turn to nightly news programs to follow the civil rights movement, the sexual revolution, and the Vietnam War.
- **1970s–present day.** Magazines adapt to changing times by devoting pages or entire publications to the covering of television and movies. Magazines like *People*, launched in 1974, provide news on a wide range of celebrities. Magazines also adapt by becoming more specialized, trying to appeal more to niche rather than general-interest audiences.

While television forced magazines to adapt to an increasingly popular visual medium, radio and magazines coexisted relatively well. But the clash between print, audio, and visual media in the early 1900s marks an interesting time in the history of mass media. The growth and spread of print as a mass medium took hundreds of years, which seems like an eternity when compared to the spread of audiovisual media. The lack of and resistance to literacy made the printed medium spread less quickly than audio and visual media, which is not surprising from an evolutionary perspective. Humans evolved to talk, look, and listen, as evidenced by the fact that we have body parts/organs that help us do these things. We did not evolve to read and write, which is why the process of teaching those things is so difficult and time consuming (Poe, 2011). In general, people enjoy watching and listening more than reading and writing. While we had to adapt our brains to decode written language and our arms, hands, and fingers to be able to produce written text, the turn to listening to the radio and watching and listening to television and movies was much more comfortable, familiar, and effortless.

Sound Mass Media

The origins of sound-based mass media, radio in particular, can be traced primarily to the invention and spread of the telegraph (Campbell, Martin, & Fabos, 2007). The telegraph was invented in the 1840s and was made practical by Samuel Morse, who invented a system of dots and dashes that could be transmitted across the telegraph cable using electric pulses, making it the first nearly instant one-to-one communication technology. Messages were encoded to and decoded from dots and dashes on either end of the cable. The first telegraph line ran between Washington, DC, and Baltimore, Maryland, in 1844, and the first transcontinental line started functioning in 1861. By 1866, we could send transatlantic telegraphs on a cable that ran across the ocean floor between Newfoundland, Canada, and Ireland. This first cable could only transmit about six words per minute, but it was the precursor to the global communications network that we now rely on every day. Something else was needed, though, to solve some ongoing communication problems. First, the telegraph couldn't transmit the human voice or other messages aside from language translated into coded electrical pulses. Second, anything not connected to a cable—like a ship, for instance—couldn't benefit from telegraph technology. During this time, war ships couldn't be notified when wars ended and they sometimes went on fighting for months before they could be located and informed.

Wireless Sound Transmission

As the telegraph was taking off around the world, the physicist Heinrich Hertz began to theorize about electromagnetic energy, which is measurable physical energy in the atmosphere that moves at light speed. Although Hertz proved the existence of this energy all around us in the atmosphere, it was up to later inventors and thinkers to turn this potential into a mass medium (Bittner, 1996). Hertz's theories fascinated Italian-born Guglielmo Marconi, who in his late teens began capitalizing on Hertz and others' theories of electromagnetism to inform and further his own experiments. By 1895 his work had enabled him to send a wireless signal about a mile and a half. With this, the wireless telegraph, which used electromagnetic waves to transmit signals coded into pulses and was the precursor to radio, was born. Marconi traveled to England, where he received a patent on his wireless telegraph machine in 1896. By 1901, Marconi successfully sent a wireless message across the Atlantic Ocean. Marconi became extremely successful, establishing companies in the United States and Europe and holding exclusive contracts with shipping companies and other large businesses. For example, the Marconi Telegraph Company had the communications contract with White Star Lines and was responsible for sending the SOS call that alerted other ships that the Titanic had struck an iceberg. For years, Marconi essentially had a monopoly on the transmission of wireless messages. His success at adapting the already existing system of Morse code to wireless transmission was apparently satisfying enough that Marconi showed little interest in expanding the technology to transmit actual sounds like speech or music.



Although the wireless telegraph machine was the forerunner to radio broadcasting, its inventor did not envision the possibility of sending speech or music instead of Morse code. [Wikimedia Commons](#) – CC BY-SA 3.0.

After Marconi, the road to radio broadcast and sound-based mass media was relatively short, as others quickly expanded on his work. As is often the case with rapid technological advancement, numerous experiments and public demonstrations of radio technology—some more successful than others—were taking place around the same time in the late 1800s and early 1900s. This rapid overlapping development has created debate over who first accomplished particular feats. Although working separately, Nathan B. Stubblefield, a melon farmer from Kentucky, and Reginald A. Fessenden, a professor from Pittsburgh, paved the way for radio as a mass medium when they broadcast speech and music over a wireless signal in the 1890s (Bittner, 1996). Although these

men were able to transmit weather updates and music, their equipment was much too large and complicated to attract a mass of people eager to own it. Inventions by J. Ambrose Fleming and Lee de Forest paved the way for much more controlled and manageable receivers. Lee de Forest, in particular, was interested in competing with Marconi by advancing wireless technology to be able to transmit speech and music. Despite the contributions of the other inventors mentioned before, de Forest patented more than three hundred inventions and is often referred to as the “father of radio” because of his improvements on reception, conduction, and amplification of the signals—now including music and speech—sent wirelessly. His improvements on the vacuum tube made the way for radio and television and ushered in a new age of modern electronics (Campbell, Martin, & Fabos, 2007). Since the technological advances that paved the way for radio and television happened during this time, we can mark this as the beginning of the “audiovisual age” that spanned the years from 1850 to 1990 (Poe, 2011).

The Birth of Broadcast Radio

As the technology became more practical and stable, businesses and governments began to see the value in expanding these devices from primarily a point-to-point or person-to-person application to a one-to-many application. It wasn't until 1916 that David Sarnoff, a former Marconi telegraph operator, proposed making radio a household necessity. He suggested that his new employer, the Radio Corporation of America (RCA), invest in a household radio that contained all the necessary parts in one box. His pitch was made more appealing by his suggestion that such a device would make RCA a household name and attract national and international attention (Bittner, 1996).

Sarnoff's plan to make radio a centerpiece of nearly every US American household was successful, and the still relatively new medium of sound transmission was on its way to becoming the primary means of entertainment and information for many. With the technology now accessible, other key elements of radio as a mass medium like stations, content, financing, audience identification, advertising, and competition began to receive attention.

Timeline of Developments in Radio (White, 2012)

- **1909.** First commercial radio station signs on the air as an experimental venture by Dr. Charles David Herrold in San Jose, California, which he primarily uses to advertise for his new School of Radio.
- **1919.** First noncommercial radio station goes on the air at the University of Wisconsin–Madison.
- **1920.** KDKA, the station often credited as signaling the beginning of the age of commercial broadcast radio, receives financial backing from Westinghouse (a major company) and gains much national attention for airing election returns following the 1920 presidential election.
- **1921.** The US Commerce Department licenses five radio stations.
- **1922.** The first broadcasting network is created by New York station WEAJ to give advertisers a discount and allow them to reach a larger audience at once.
- **1923.** More than 600 commercial and noncommercial radio stations are in operation and about 550,000 radio receivers have been sold to US consumers.
- **1925.** 5.5 million radios are now in use in the United States, making radio a powerful mass medium.
- **Late 1920s.** The National Broadcasting Company (NBC), the largest radio network, begins to form affiliate relationships with independent stations that will broadcast NBC's content to supplement their own programming (a practice that is still used today by radio and television networks). The network/affiliate model allows major networks to concentrate news broadcasting, acting, singing, and technical talent in one place and still have that programming reach people all over the country, which saves time and money.
- **1927.** 25–30 million people listen to a “welcome home party” for Charles Lindbergh, who had just completed the first solo transatlantic flight, making it the largest shared audience experience in history until that point.

How Radio Adapted to Changing Technologies

The 1920s boom in radio created problems as radio waves became so crowded that nearly every radio had poor or sporadic reception. The Radio Act of 1927 and the Federal Communications Act of 1934 helped establish some order and guidelines for frequency use and created a policy that stated any broadcaster using the now government-owned airwaves had to act in the public's interest. As reception became more reliable, programming content became more diverse to include news, dramas, comedies, music, and quiz shows, among others, and radio entered its “golden age.” During the 1930s and 1940s, the radio was the center of most US American families' living rooms. Later, as television began to replace the radio as the central part of home entertainment, radio was forced to adapt to the changing marketplace (Campbell, Martin, & Fabos, 2007). For example, during the 1950s, radio technology had advanced to the point that it could now be made portable. Since radio was being forced outside the home, radio

capitalized on its portability by marketing pocket-sized transistor radios that could go places television could not. Radio also partnered with car manufacturers and soon became a standard feature in new automobiles, something that was very uncommon before the 1950s. Radio also turned to the music industry to replace the content it had lost to television. Stations that once aired prime-time dramas and comedies now aired popular music of the day, as the “Top 40” format that played new songs in a heavy rotation was introduced. Talk radio also began to grow as radio personalities combined the talk, news, traffic, and music formats during the very popular and competitive “drive time” hours during which many people still listen to the radio while traveling to and from work or school. Even more recently, radio stations have turned to online streaming and podcasts so their content can still make its way to computers and portable devices such as smartphones. Just as radio caught on quickly, however, so did television and movies. In the end, the combination of audio and visual offered by these new media won out over radio.

Visual Mass Media

Humans like to both watch and listen to something at the same time. For at least 140,000 years, humans have been entertained and informed by watching and listening to the things going on around them (Poe, 2011). But whether it was watching other humans or listening to the sounds of the forest, it had to happen in the moment, as there was no artificial way to convey images or sounds. It wasn’t until about 40,000 years ago that we know our ancestors first began to explore visual media including drawings, paintings, and sculptures. We later know that performing arts became a popular visual medium in societies like ancient Greece, for example, where plays were an important but still relatively new and controversial form of entertainment. Plato’s early critiques of theater mirror those that have been targeted toward television and movies more recently.



Although not a mass medium, ancient Greek theater as a visual medium was critiqued for its content much like movies and television have been in more modern times. Andy Nelson – [Greek theatre](#) – CC BY-NC 2.0.

Plato decried the fact that playwrights seemed to focus their plots on the most unpleasant and unrefined aspects of society, such as lust, greed, and violence. What Plato may not have realized was that the Greek playwrights were continuing a theme that started with the earliest producers of visual media. The drawings, paintings, sculptures, and plays produced until that point shared some human themes—namely, sex, food, drink, wealth, and violence. I’m sure Plato would not be pleased to learn that these themes continue today in more modern forms of visual media like television and movies. Although we can see that visual media have long been a part of human history, they didn’t constitute a mass medium until the late 1800s and early 1900s with the advent of motion pictures and television.

Technology Leading to Visual Mass Media

As with the birth of any mass medium, technological advances had to take place to move us from interpersonal or group engagement with visual media to mass engagement. In the 1830s, the technologies needed to create photographs were put together in Europe, and photos were in regular circulation by the 1840s. By the late 1800s, photographs could be mass-produced and included in existing print-based mass media like books, newspapers, and magazines. As soon as photographic technology began to circulate, people began to experiment with its limits to see what other potential it held. In the late 1870s, experiments with serial photography were under way, which was the precursor to motion pictures (Dirks, 2012). In the 1890s, Thomas Edison commercialized film, creating a motion picture company and demonstrating the new technology at expos and fairs and inviting guests to come watch short movies of people doing mundane things—for a fee, of course. At the same time, advances in sound

recording and wireless transmission of sound were occurring, which was essential to bring together the audio and visual elements of modern movies and television. Movies became the first mass medium to combine audio and visual electronic communication. Movie technology developed more quickly than television because it didn't have to overcome challenges presented by electromagnetic transmission and reception.

As was the case with radio, several people were simultaneously working to expand the technology that would soon be known as television. The earliest television was mechanical, meaning that it had to be turned or moved rather than relying on electronics. In 1884, Paul Nipkow invented a mechanical television-like device that could project a visual image of the then famous Felix the Cat. It took a while for this crude version of a television to be turned into a more functional electronic version. In 1923, Vladimir Zworykin improved on this technology, followed closely by John Baird and Philo Farnsworth (Poe, 2011). Collectively, these men are responsible for the invention of television, which was the first mass medium capable of instantly and wirelessly transmitting audio and visual signals.

Timeline of Developments in Television Technology (Federal Communications Commission, 2012)

- **Late 1800s.** The cathode ray tube is invented, which serves as the basic picture tube for later televisions. Paul Nipkow invents a scanning disk that separates a picture into small pinpoints of light that can be transmitted line by line and decoded to recreate a rough (low-resolution by the standards of early television) image.
- **1923.** Vladimir Zworykin develops the iconoscope, the first television camera tube capable of converting light rays into electrical signals. At the same time, Philo Farnsworth patents an electronic image dissector tube and John Baird improves on Nipkow's disk. Baird, working in Great Britain, transmits the first live moving pictures in 1926, and Farnsworth, working in the United States, transmits a picture (of a dollar sign) in 1927.
- **1935–39.** Public demonstrations of television capture the attention of people around the world, culminating in the famous demonstration of television by RCA at the 1939 World's Fair.
- **1940.** The Federal Communications Commission (FCC) adopts standards for television transmissions that help commercialize and turn television into a mass medium.
- **1940s–70s.** Television is in its "golden age," dominating the visual medium market.
- **Late 1970s–80s.** Satellite and cable providers challenge network television's dominance.

Television's Golden Age

Television's initial success as a mass medium came largely from formats and programming strategies already tested and used by radio stations. From the perspective of successful radio stations, television stole the best ideas from radio, including prime-time programming and show ideas and even the stars of the shows. For example, the radio show *Candid Microphone* became the television show *Candid Camera*, and radio stars like George Burns became even larger television stars (Campbell, Martin, & Fabos, 2007). Television also secured advertising and sponsorship from many of the same sources as radio, which started a fierce competition between radio and television.

Television's rising popularity and its effect on other forms of entertainment are documented in many ways. For example, in the late 1940s and early 1950s, cities with television stations saw a drop in nightclub attendance, radio listening, and library book circulation, as well as a 20 to 40 percent drop in movie ticket sales (Campbell, Martin, & Fabos, 2007). By 1951, television's status as the most important mass media of the time was cemented, as sales of television sets surpassed radios for the first time. From the mid-1950s until the cable and satellite boom of the 1980s, broadcast television was in its "golden age." Television was made more prominent with the advent of color broadcasting, which by 1966 was standard for the prime-time lineup at the three major networks (NBC, CBS, and ABC). The rush to include color programming is just one of many examples of the intense competition among the three major networks.

During the golden age of television, the major networks aired very similar types of programs, all aimed at gaining higher ratings and audience shares than the others. Programming was primarily divided into two main categories: information and entertainment. In terms of information, the three big networks viewed their nightly news programs as flagships that helped establish their credibility as a network and helped attract a loyal viewer base. Even today, the networks' news programs are among some of the highest-rated programs on network television. In addition, to meet the requirement by the FCC that stations serve the public interest and offer more informational programs, the networks offered newsmagazines as a more dramatized source of news. These programs, including *Nightline*, *Dateline*, *60 Minutes*, and *20/20*, are still important features of the network lineup that draw in large audiences.

Since the major networks broadcast to the whole country and the three options (NBC, CBS, and ABC) needed programming that appealed to mass audiences, television producers and executives were sometimes reluctant to stray from proven models of success. The typical lineup of sitcoms, hour-long dramas, news programs, sketch comedy and variety shows, and soap operas persisted from the 1950s until the 1980s. During this thirty-year period, the three main networks accounted for 95 percent of prime-time viewership, which meant that almost everyone in the country watching television was watching one of these three networks (Campbell, Martin, & Fabos, 2007). The days of only having three options was about to change, however, and network television saw its influence decline starting in the 1980s. The introduction of FOX as a fourth network signaled a programming change as the new network tried to appeal to a more specific audience with some of its shows. Adult-oriented prime-time cartoons like *The Simpsons* and more diverse sketch comedy shows like *In Living Color* shook up the rather predictable lineup of the other three networks. The networks soon had more than three channels to compete with, however, as cable and satellite became more accessible and affordable and offered many more programming options.



Cable and satellite television offered customers many more channel choices, for a fee, and forced broadcast networks to rethink their programming and business model. Steve Rider – [Time Warner Cable TV iPad App – 4](#) – CC BY-NC 2.0.

Cable and Satellite Television

Network and broadcast television was forever changed by the growth of cable and satellite technology. Although the mass medium is still the same (moving images sent from one place to many television sets), the increased competition led to further development and changes to how we, as users, interact with and experience the medium (National Cable and Telecommunications Association, 2012). Until the early 1970s, the major networks had lobbied the FCC to control and regulate cable television to reduce the potential for competition. Although cable television technology had been around for thirty years, it wasn't until the FCC changed policies in 1972 that cable got the green light to compete directly with the networks. Time, Inc. (which is still a part of Time-Warner Cable) launched a satellite to relay its HBO signal in 1975, and cable magnate Ted Turner launched a satellite for his WTBS station (still on cable as TBS) in 1976. Turner's Cable News Network (CNN) also competed with the networks' monopoly on televised news coverage. Cable television then grew steadily and quickly for the next several years, and many more channels were quickly introduced. Cable was especially attractive to people who lived in mountainous, hilly, or rural areas that had difficulty receiving the broadcast channels' signals. Many people were also happy to give up ugly rooftop antennae that required readjustment for each channel change or to compensate for other signal interference. The price for the access and convenience, however, was a monthly cable charge, which was a big change from the public and free broadcast channels. As cable's subscriber base and channel options grew, different pricing options helped make cable an "easier sell" to potential customers. Additionally, cable companies and satellite television providers compete fiercely with each other, which helps reduce cost. In 2012, 90 percent of US households with televisions subscribed to cable, satellite, or fiber-optic television.^[3] Although this number makes it clear that the days of broadcast networks entering viewers' homes free over the airwaves are over, there is a growing trend of people who are turning back to the free airwaves as a primary source of television. The "Getting Plugged In" box discusses this new phenomenon of "cord cutters" and broadcast television's growing popularity over cable among a new generation of television viewers.

📌 “Getting Plugged In”: Cord Cutters and the New Challenge to Cable Television

For the past few years, cable companies have grown increasingly nervous about a new trend in television-viewing habits. The practice of *cord cutting* refers to people who cancel their cable television packages and rely on broadband Internet service and traditional broadcast television signals to watch the programming they used to receive through monthly cable subscriptions (Rogowsky, 2012). Although the number of television households in the cord-cutter category increased by approximately one million in 2011, they still only account for about 5 percent of total television households.

Age as a demographic category is key to understanding this phenomenon. There is a generation of television viewers that grew up on free broadcast television, didn't get cable or satellite when they became popular in the 1980s and 1990s, and still doesn't pay for television and never will. Market analysts note that this segment of the market is elderly and will not be around for much longer. Many baby boomers who saw the advent of cable and satellite and have long enjoyed the diverse programming their subscriptions offer view their monthly bills as a standard utility and will likely continue subscribing until they die. Generation Xers, who are currently in their thirties and forties, are caught in the middle. Many of these people are technologically savvy and know how to access (and occasionally do access) online television and movies. Many of them may also find their monthly cable or satellite bills annoying but acceptable. This group of people will likely keep their subscriptions as well, out of convenience, but could be tempted to cut the cord if they hit a financial hardship and/or the process of going to an online-only viewing model became easier. Last, we have a generation of people who are in college or are recent graduates who happen to be coming of age during a harsh economic crisis. They have also spent much of their lives watching online videos, television shows, and movies. The thought of committing to a monthly cable or satellite bill that would likely run them upwards of \$100 a month when money is tight and they know how to access their entertainment elsewhere doesn't sound like a winning proposition. In a time when we can get unlimited streaming on Netflix and Hulu Plus for about \$8 a month each, a la carte access to programs through iTunes or Amazon Streaming, or illegal downloads of shows through torrent services, cable and satellite have to face challenges that many of us couldn't have imagined just ten years ago. Even though 98 percent of television viewing still occurs through traditional means (cable, satellite, broadcast, or telephone company), 9 percent of US Americans have cut the cord to rely only on online viewing content, and an additional 11 percent are considering doing the same, which points to the fact that this practice is only going to increase over the coming years.^[4] Luckily for the cable and satellite companies, many subscribers don't cut their services completely, since they may also rely on the company to provide the Internet access they need to switch to online-only viewing.

1. How do you access your television shows and movies? What is your preferred way? How do you think your age group/generation feels about monthly cable/satellite subscriptions?
2. Do you think cable and satellite companies have a future in providing television programming? Why or why not? As we have learned in this chapter already, many forms of media have to adapt as technologies change and competition increases. How might cable and satellite adapt to these changing forces?

The Internet and Digital Media

The “Internet and digital media age” began in 1990 and continues today. Whereas media used to be defined by their delivery systems, digital media are all similarly constructed with digital, binary code made up of ones and zeros. Instead of paper being the medium for books, radio waves being the medium for sound broadcasting, and cables being the medium for cable television, a person can now read a book, listen to the radio, and access many cable television shows on the Internet. In short, digital media read, write, and store data (text, images, sound, and video) using numerical code, which revolutionized media more quickly than ever before (Biagi, 2007).

Just as technological advances made radio and television possible, the Internet would not have been possible without some key breakthroughs. The Internet is a decentralized communications and information network that relies on the transmission of digital signals through cables, phone lines, and satellites, which are then relayed through network servers, modems, and computer processors. The development of digital code was the first innovation that made way for the Internet and all digital media. Surprisingly, this innovation occurred in the 1940s, leading to the development of the first computers. Second, in 1971, microprocessors capable of reading and storing electronic signals helped make the room-sized computers of the past much smaller and more affordable for individuals. Last, the development of fiber-optic cables in the mid-1980s allowed for the transmission of large amounts of information, including video and sound, using lasers to create pulses of light. These cables began to replace the copper cables used by telephone, television, cable, and satellite companies. Because of these advances, information now travels all

around us in the form of light pulses representing digits (digital code) instead of the old electrical pulses Campbell, Martin, & Fabos, 2007).



Figure: The information that speeds around us through fiber-optic cables, satellites, and wireless signals is made up of binary code —also called digital code because it is made up of zeros and ones. Christiaan Colen – [Binary code](#) – CC BY-SA 2.0.

The birth of the Internet can be traced back to when government scientists were tasked with creating a means of sharing information over a network that could not be interrupted, accidentally or intentionally. More than thirty years ago, those government scientists created an Internet that was much different from what we think of as the Internet today. The original Internet was used as a means of sharing information among researchers, educators, and government officials. That remained its main purpose until the Cold War began to fade and the closely guarded information network was opened up to others. At this time, only a small group of computer enthusiasts and amateur hackers made use of the Internet, because it was still not accessible to most people. Some more technological advances had to occur for the Internet to become the mass medium that it is today.

Tim Berners-Lee is the man who made the Internet functional for the masses. In 1989, Berners-Lee created new computer-programming codes that fixed some problems that were limiting the growth of the Internet as a mass medium (Biagi, 2007). The main problem was that there wasn't a common language that all computers could recognize and use to communicate and connect. He solved this problem with the creation of the hypertext transfer protocol (HTTP), which allows people to make electronic connections or links to information on other computers or servers. He also invented hypertext markup language (HTML), which gave users a common language with which to create and design online content. I actually remember learning HTML code and creating my first (very simple by today's standards) website in 1996. Learning HTML code wasn't something that the masses were going to rush to do, but new software programs and webpage building programs emerged that allowed people to build web content without having to know the code. As if inventing HTTP and HTML wasn't enough, Berners-Lee also invented the first browser, which allowed people to search out information and navigate the growing number of interconnections among computers. Berners-Lee named his new network the "World Wide Web," and he put all his inventions into the public domain so that anyone could use and adapt them for free, which undoubtedly contributed to the web's exploding size. The growing web was navigable using available browsers, but it was sometimes like navigating in the ocean with no compass, a problem that led to the creation of search engines. Yahoo! launched in 1995 and became an instant phenomenon. I remember thinking how cool I was when I got my first yahoo.com e-mail address in 1996! Yahoo's success spawned many more tech companies and the beginning of the "tech bubble" of the late 1990s and early 2000s. The following timeline provides an overview of some of the key developments related to the Internet:

Timeline of Developments in the Internet

- **Late 1960s.** The US Defense Department's Advanced Research Projects Agency (ARPA) begins to develop a communications network called ARPAnet ("the Net" for short) with numerous points of connection (rather than a message coming from one place and going to many) for military and research use that was not as vulnerable to failure related to a technical malfunction, natural disaster, or planned attack.
- **1970–82.** The Net is in its developmental stage, being used primarily by academic and government researchers to send text-based information using e-mail and bulletin boards. Bulletin boards contained information on specific topics such as computer programs, historical events, and health issues (Campbell, Martin, & Fabos, 2007).
- **1982–93.** The Net is in its entrepreneurial stage after an investment by the National Science Foundation is used to create a high-speed communications network with connection points all across the country. The collapse of the Soviet Union in the late 1980s

brings an end to the military uses of ARPAnet. By that time people with computer know-how outside of the military had already begun to create many thousands of new connections on the Net, which meant ARPAnet couldn't ever be turned off (finally fulfilling its original purpose).

- **1993.** The Net has now developed to the point that pictures, video, and sound (in addition to text) can be transmitted. The rapid growth of the Internet during this time is something that none of the developers could have imagined. The number of Internet users doubled each year during the 1990s.
- **2005.** Web 2.0 is realized as the Internet use becomes more social and communal, as evidenced by the popularity of such platforms and websites as Flickr, YouTube, Wikipedia, and Facebook that encourage and enable the creation and sharing of user-generated content.

From the beginning, the Internet was a mass medium like none other. The majority of the content was user generated and the programs needed to create and navigate online content were in the public domain. This fusing of free access to information and user creativity still forms the basis of digital “new media” that are much more user controlled and personal. Demand for Internet access and more user-friendly programs created the consumer side of the net, and old media companies and regular people saw the web as another revenue generator.

A major source of revenue generated by the Internet goes to Internet service providers (ISPs), who charge customers for Internet access. The more reliable and fast the connection, the more expensive the service. Interestingly, old media providers like cable companies (who were competing against satellite companies) and phone companies (who were also struggling after the growth of cell phone and e-mail communication) are the largest providers of high-speed Internet access. In the late 2000s, these companies were bringing in more than \$30 billion a year from these services (Biagi, 2007).

Many others make money from the web through traditional exchanges of goods or services for money or by selling space to advertisers. These methods of commerce are not new for any mass media, as they were used in print, radio, and television. Online auction sites like eBay and online stores like Amazon simply moved a traditional commercial exchange to the realm of cyberspace. Advertising online, however, is quite different from advertising in other media. Old media advertisers measure their success with ads based on a corresponding increase or decrease in sales—a method that is not very precise or immediate. Online advertisers, on the other hand, can know exactly how many people see their ads based on the number of site visitors, and they can measure how effective their ad is by how many people click on it. This can allow them to revise, pull, or buy more of an ad quickly based on the feedback. Additionally, certain online environments provide even more user data to advertisers, which allows them to target advertisements. If you, for example, search for “vacation rentals on Lake Michigan” using a search engine, ads for lake houses or vacation spots may also show up. The social networks that people create on the Internet also create potential for revenue generation. In fact, many people have started to take advantage of this potential by monetizing their personal or social media sites, which you can read more about in the “Getting Real” box.

“Getting Real”: Monetizing the Web: Entrepreneurship and Digital/Social Media

The “Getting Real” boxes in this book have focused on how the concepts we are learning relate to specific careers. Although you might not make a whole career out of being a web entrepreneur, many people are turning to the Internet as an extra source of income. People have been making money off the web for decades now, but sites like eBay really opened people’s eyes, for the first time, to the possibility of spinning something you already have or already do into some extra cash. Anyone can establish a web presence now, whether it’s through starting your own website, building a profile on an existing website like a blog-hosting service, or using a space you already have like your Facebook or Twitter account. Next, you need to think about what it is you’re offering and who it is that might want it. For example, if you have a blog that attracts a regular stream of readers because they like your posts about the weekend party scene in your city, you might be able to utilize a service like Google’s AdSense to advertise on your page and hope that some of your readers click the ads. In this case, you’re offering content that attracts readers to advertisers. This is a pretty traditional way of making money through advertising just as with newspapers and billboards.

Less conventional means of monetizing the web involve harnessing the power of social media. In this capacity, you can extend your brand or the brand of something/someone else. To extend your brand, you first have to brand yourself. Determine what you can offer people—consulting in your area of expertise such as voice lessons, entertainment such as singing at weddings, delivering speeches or writing about your area of expertise, and so on. Then create a web presence that you can direct people back to through your social media promotion. If you have a large number of followers on Twitter, for example, other brands may want to tap into your ability to access that audience to have you promote their product or service. If you follow any

celebrities on Twitter, you are well aware that many of their tweets link to a product that they say they love or a website that's offering a special deal. The marketing agency Adly works with celebrities and others who have a large Twitter audience to send out sponsored tweets from more than 150 different advertisers (Friel, 2011). Two movie studios now include in actors' contracts terms that require them to make a certain number of social mentions of the project on all their social media sites. Another online company, MyLikes (www.mylikes.com), works with regular people, too, not just celebrities, to help them monetize their social media accounts (Davila, 2012).

1. How do you think your friends would react if you started posting messages that were meant to make you money rather than connect with them?
2. Do you have a talent, service, or area of expertise that you think you could spin into some sort of profit using social or digital media?
3. What are some potential ethical challenges that might arise from celebrities using their social media sites for monetary gain? What about for people in general?

Internet access is also following people away from their home and work computers, just as radio followed people into their cars. Smartphones and the development of cell phone networks capable of handling data traffic allowed cell phone providers to profit from the web. The convergence of the Internet with personal electronics like smartphones and the use of the Internet for social purposes are key parts of the discussion of personal media and social media that we will take up in Chapter 16 "New Media and Communication".

Key Takeaways

- Technological advances made possible newer forms of media that displaced others.
 - **The Print Age.** The development of the printing press in Europe around 1450 was the key technological advance that moved us from the manuscript era to the print era. As paper and bookbinding materials became cheaper, books spread around the world and literacy rates increased. Cheaper paper, more advanced printing presses, and faster and more reliable transportation technologies also contributed to the rise of newspapers and magazines as print media.
 - **The Audiovisual Age.** Wireless telegraphy paved the way for radio and television broadcasts. Advances in signal transmission and reception as well as vacuum tube technology made televisions and radios more reliable and compact. Cable and satellite television began to compete with broadcast television, as they provided access to more channels and service in areas where broadcast signal reception was unreliable.
 - **The Internet and Digital Media Age.** The development of digital code, microprocessors, and fiber-optic cables were key technological advances that made the Internet and digital communication possible. Rapid developments around 1990, such as the creation of HTTP and HTML coding and Internet browsers, created what we know today as the World Wide Web.
- Each form of mass media affected society in important ways. Books allowed people to educate themselves and be more selective about the information to which they were exposed rather than relying solely on teachers or clergy. Newspapers chronicled the daily life of societies and provided a public forum for information sharing and debate. Magazines were the first medium to make major advances in the mass printing of photographs, which brought a more visual medium to their audience before the advent of television. Radio allowed masses of people to experience something at the same time, which helped create a more unified national identity and also brought entertainment and news programs into people's homes. Television copied many of radio's ideas and soon displaced the radio as the centerpiece for entertainment in people's homes. The Internet brought a new decentralized and communal form of media that could not be controlled by any one government or business and allowed for the creation of user-generated content.
- Electronic media especially has had to adapt as new forms of media are invented. Radio, for example, lost much of its advertising revenue to television, which led radio to adapt its programming from news and entertainment to broadcasting music. Radio also took advantage of new technologies to become portable and follow people out of their house. Broadcast television had to diversify its program lineup as cable and satellite providers offered many more channels. All these media, even print, had to adapt to the advent of the digital age. Copyright violations—pirating—become a problem when old media content is digitized, which makes it more easily reproducible and sharable.

Exercises

1. Getting integrated: Discuss how technology affects your communication in various contexts including academic, professional, civic, and personal. Also discuss how your engagement with technology changes from context to context. For example, do you

- use online technology more in one context than another? In what contexts/situations might you prefer “old media” like phone, written letter, or even face-to-face communication?
2. Print and broadcast media have been struggling to survive in a digitized world. Do some research on one of these media to see what some of the current issues are. Why are they struggling? What do you think they could do to remain profitable and relevant?
 3. As more media products become digital, issues of ownership and copyright get more attention. Identify some pros and cons of limits on sharing digital media and stricter copyright laws.

References

- Biagi, S., *Media/Impact: An Introduction to Mass Media* (Boston, MA: Wadsworth, 2007), 173–74.
- Bittner, J. R., *Mass Communication*, 6th ed. (Boston, MA: Allyn and Bacon, 1996), 159.
- Breig, J., “Early American Newspapering,” *Colonial Williamsburg Journal* (Spring 2003), accessed September 20, 2012, <http://www.history.org/foundation/journal/spring03/journalism.cfm>.
- Campbell, R., Christopher R. Martin, and Bettina Fabos, *Media & Culture: An Introduction to Mass Communication*, 5th ed. (Boston, MA: Bedford St. Martin’s, 2007), 274–230.
- Davila, D., “How Twitter Celebrities Monetize Their Accounts,” *Idaconcepts*, accessed September 19, 2012, <http://idaconcepts.com/2011/01/11/how-twitter-celebrities-monetize-their-accounts>.
- Dirks, T., “The History of Film: The Pre-1920s,” *Filmsite*, accessed September 15, 2012, <http://www.filmsite.org/pre20sintro.html>.
- Federal Communications Commission, “Historical Periods in Television Technology,” accessed September 15, 2012, transition.fcc.gov/omd/history/tv.
- Folkenflik, D., “Fake Bylines Reveal Hidden Costs of Local News,” *National Public Radio*, July 6, 2012, accessed September 20, 2012, <http://www.npr.org/2012/07/06/156311.-of-local-news>.
- Friel, C., “Celebrities Finding New, Lucrative Ways to Monetize Their Social Network Presence,” *Foxnews.com*, August 19, 2011, accessed September 19, 2012, www.foxnews.com/entertainment/lebrity-tweets.
- Grabowicz, P., “The Transition to Digital Journalism,” *UC Berkeley: Knight Digital Media Center*, September 8, 2012, accessed September 20, 2012, multimedia.journalism.berkeley.edu/transition-to-digital-journalism.
- National Cable and Telecommunications Association, “History of Cable Television,” accessed September 15, 2012, www.ncta.com/About/About/Hist.elevision.aspx.
- Poe, M. T., *A History of Communications: Media and Society from the Evolution of Speech to the Internet* (New York: Cambridge, 2011), 164.
- Rogers, T., “Website Profile: The Drudge Report,” *About.com*, accessed September 20, 2012, <http://journalism.about.com/od/webjournalism/a/drudge.htm>.
- Rogowsky, M., “Are Cable TV Carriers Seeing Meaningful Subscriber Degradation Due to Young People Not Signing Up?” *Forbes.com*, June 20, 2012, accessed September 19, 2012, <http://www.forbes.com/sites/quora/2012/06/20/are-cable-tv-carriers-starting-to-see-meaningful-subscriber-degradation-due-to-more-young-people-not-signing-up-for-cable-or-satellite-tv-in-their-homes>.
- Self, C. C., Edward L. Gaylord, and Thelma Gaylord, “The Evolution of Mass Communication Theory in the 20th Century,” *The Romanian Review of Journalism and Communication* 6, no. 3 (2009): 29.
- Sheffield, H., “Journatic Busted for Using Fake Bylines,” *Columbia Journalism Review: Behind the News*, July 6, 2012, accessed September 20, 2012, http://www.cjr.org/behind_the_news/media_start-up_journatic_buste.php.
- Sporkin, A., “Bookstats 2012 Highlights,” *Association of American Publishers*, July 18, 2012, accessed September 20, 2012, www.publishers.org/press/74.
- White, T. H., “United States Early Radio History,” accessed September 15, 2012, earlyradiohistory.us.
-
1. “Table 1137, Book Publishers’ Net Shipments: 2007 to 2010,” United States Census, accessed September 20, 2012, www.census.gov/compendia/stat.es/12s1137.pdf. ↵

2. “Today in History: September 21,” *The Library of Congress: American Memory*, accessed September 20, 2012, <http://memory.loc.gov/ammem/today/sep21.html>. ↵
3. “Cross Platform Report: Q3 2011,” *Nielsen*, accessed September 20, 2012, www.nielsen.com/content/corpo.t-q3-2011.html. ↵
4. “Broadcast TV-Broadband Only Homes Rising Fast,” *Marketing Charts*, February 13, 2012, accessed September 19, 2012, <http://www.marketingcharts.com/television/broadcast-only-broadband-tv-homes-rising-fast-21076>. ↵

This page titled [15.1: Technological Advances- From the Printing Press to the iPhone](#) is shared under a [CC BY-NC-SA 3.0](#) license and was authored, remixed, and/or curated by [Anonymous](#) via [source content](#) that was edited to the style and standards of the LibreTexts platform; a detailed edit history is available upon request.

15.2: Functions and Theories of Mass Communication

Learning Objectives

1. Identify key functions of the mass media.
2. Explain how the media functions as a gatekeeper.
3. Discuss theories of mass communication, including hypodermic needle theory, media effects, and cultivation theory.

How does mass communication function differently than interpersonal communication? Do we have relationships with media like we have relationships with people? To answer these questions, we can look at some of the characteristics and functions of mass communication. One key characteristic of mass communication is its ability to overcome the physical limitations present in face-to-face communication. The human voice can only travel so far, and buildings and objects limit the amount of people we can communicate with at any time. While one person can engage in public speaking and reach one hundred thousand or so people in one of the world's largest stadiums, it would be impossible for one person to reach millions without technology.

Another key characteristic of mass communication in relation to other forms of communication is its lack of sensory richness. In short, mass communication draws on fewer sensory channels than face-to-face communication. While smell, taste, and touch can add context to a conversation over a romantic dinner, our interaction with mass media messages rely almost exclusively on sight and sound. Because of this lack of immediacy, mass media messages are also typically more impersonal than face-to-face messages. Actually being in the audience while a musician is performing is different from watching or listening at home. Last, mass media messages involve less interactivity and more delayed feedback than other messages. The majority of messages sent through mass media channels are one way. We don't have a way to influence an episode of *The Walking Dead* as we watch it. We could send messages to the show's producers and hope our feedback is received, or we could yell at the television, but neither is likely to influence the people responsible for sending the message. Although there are some features of communication that are lost when it becomes electronically mediated, mass communication also serves many functions that we have come to depend on and expect.

Functions of Mass Media

The mass media serves several general and many specific functions. In general, the mass media serves information, interpretation, instructive, bonding, and diversion functions:

- **Information function.** We have a need for information to satisfy curiosity, reduce uncertainty, and better understand how we fit into the world. The amount and availability of information is now overwhelming compared to forty years ago when a few television networks, local radio stations, and newspapers competed to keep us informed. The media saturation has led to increased competition to provide information, which creates the potential for news media outlets, for example, to report information prematurely, inaccurately, or partially.
- **Interpretation function.** Media outlets interpret messages in more or less explicit and ethical ways. Newspaper editorials have long been explicit interpretations of current events, and now cable television and radio personalities offer social, cultural, and political commentary that is full of subjective interpretations. Although some of them operate in ethical gray areas because they use formats that make them seem like traditional news programs, most are open about their motives.
- **Instructive function.** Some media outlets exist to cultivate knowledge by teaching instead of just relaying information. Major news networks like CNN and BBC primarily serve the information function, while cable news networks like Fox News and MSNBC serve a mixture of informational and interpretation functions. The in-depth coverage on National Public Radio and the Public Broadcasting Service, and the more dramatized but still educational content of the History Channel, the National Geographic Channel, and the Discovery Channel, serve more instructive functions.
- **Bonding function.** Media outlets can bring people closer together, which serves the bonding function. For example, people who share common values and interests can gather on online forums, and masses of people can be brought together while watching coverage of a tragic event like 9/11 or a deadly tornado outbreak.
- **Diversion function.** We all use the media to escape our day-to-day lives, to distract us from our upcoming exam, or to help us relax. When we are being distracted, amused, or relaxed, the media is performing the diversion function.



Just as a gate controls the flow of traffic, the media acts as a gatekeeper, allowing some messages to travel through and others not.
Jacqui – [Gates](#) – CC BY-NC-ND 2.0.

The Media as Gatekeeper

In addition to the functions discussed previously, media outlets also serve a gatekeeping function, which means they affect or control the information that is transmitted to their audiences. This function has been analyzed and discussed by mass communication scholars for decades. Overall, the mass media serves four gatekeeping functions: relaying, limiting, expanding, and reinterpreting (Bittner, 1996). In terms of relaying, mass media requires some third party to get a message from one human to the next. Whereas interpersonal communication only requires some channel or sensory route, mass media messages need to “hitch a ride” on an additional channel to be received. For example, a *Sports Illustrated* cover story that you read at SI.com went through several human “gates,” including a writer, editor, publisher, photographer, and webmaster, as well as one media “gate”—the Internet. We also require more than sensory ability to receive mass media messages. While hearing and/or sight are typically all that’s needed to understand what someone standing in front of you is saying, you’ll need a computer, smartphone, or tablet to pick up that SI.com cover story. In summary, relaying refers to the gatekeeping function of transmitting a message, which usually requires technology and equipment that the media outlet controls and has access to, but we do not. Although we relay messages in other forms of communication such as interpersonal and small group, we are primarily receivers when it comes to mass communication, which makes us depend on the gatekeeper to relay the message.

In terms of the gatekeeping function of limiting, media outlets decide whether or not to pass something along to the media channel so it can be relayed. Because most commercial media space is so limited and expensive, almost every message we receive is edited, which is inherently limiting. A limited message doesn’t necessarily mean the message is bad or manipulated, as editing is a necessity. But a range of forces including time constraints, advertiser pressure, censorship, or personal bias, among others, can influence editing choices. Limiting based on bias or self-interest isn’t necessarily bad as long as those who relay the message don’t claim to be objective. In fact, many people choose to engage with media messages that have been limited to match their own personal views or preferences. This kind of limiting also allows us to have more control over the media messages we receive. For example, niche websites and cable channels allow us to narrow in on already-limited content, so we don’t have to sift through everything on our own.

Gatekeepers also function to expand messages. For example, a blogger may take a story from a more traditional news source and fact check it or do additional research, interview additional sources, and post it on his or her blog. In this case, expanding helps us get more information than we would otherwise so we can be better informed. On the other hand, a gatekeeper who expands a message by falsifying evidence or making up details either to appear more credible or to mislead others is being unethical.

Last, gatekeepers function to reinterpret mass media messages. Reinterpretation is useful when gatekeepers translate a message from something too complex or foreign for us to understand into something meaningful. In the lead-up to the Supreme Court’s June 2012 ruling on President Obama’s health-care-overhaul bill, the media came under scrutiny for not doing a better job of informing the public about the core content and implications of the legislation that had been passed. Given that policy language is difficult for many to understand and that legislation contains many details that may not be important to average people, a concise and lay reinterpretation of the content by the gatekeepers (the media outlets) would have helped the public better understand the bill. Of course, when media outlets reinterpret content to the point that it is untruthful or misleading, they are not ethically fulfilling the gatekeeping function of reinterpretation.

In each of these gatekeeping functions, the media can fulfill or fail to fulfill its role as the “fourth estate” of government—or government “watchdog.” You can read more about this role in the “Getting Critical” box.

“Getting Critical”: The Media as “Watchdog”

While countries like China, North Korea, Syria, and Burma have media systems that are nearly if not totally controlled by the state regime, the media in the United States and many other countries is viewed as the “watchdog” for the government. This watchdog role is intended to keep governments from taking too much power from the people and overstepping their bounds. Central to this role is the notion that the press works independently of the government. The “freedom of the press” as guaranteed by our First-Amendment rights allows the media to act as the eyes and ears of the people. The media is supposed to report information to the public so they can make informed decisions. The media also engages in investigative reporting, which can uncover dangers or corruption that the media can then expose so that the public can demand change.

Of course, this ideal is not always met in practice. Some people have critiqued the media’s ability to fulfill this role, referring to it instead as a lapdog or attack dog. In terms of the lapdog role, the media can become too “cozy” with a politician or other public figure, which might lead it to uncritically report or passively relay information without questioning it. Recent stories about reporters being asked to clear quotes and even whole stories with officials before they can be used in a story drew sharp criticism from other journalists and the public, and some media outlets put an end to that practice. In terms of the attack-dog role, the twenty-four-hour news cycle and constant reporting on public figures has created the kind of atmosphere where reporters may be waiting to pounce on a mistake or error in order to get the scoop and be able to produce a tantalizing story. This has also been called being on “scandal patrol” or “gaffe patrol.” Media scholars have critiqued this practice, saying that too much adversarial or negative reporting leads the public to think poorly of public officials and be more dissatisfied with government. Additionally, they claim that attack-dog reporting makes it more difficult for public officials to do their jobs (Coronel, 2008).

1. In what ways do you think the media should function in a democratic society?
2. Do you think the media in the United States acts more as a watchdog, lapdog, or attack dog? Give specific examples to support your answer.
3. In an age of twenty-four-hour news and instant reporting, do you think politicians’ jobs are made easier or more difficult? Do you think reporters’ jobs are made easier or more difficult? Support your answers.

Theories of Mass Communication

Theories of mass communication have changed dramatically since the early 1900s, largely as a result of quickly changing technology and more sophisticated academic theories and research methods. A quick overview of the state of the media in the early 1900s and in the early 2000s provides some context for how views of the media changed. In the early 1900s, views of mass communication were formed based on people’s observation of the popularity of media and assumptions that something that grew that quickly and was adopted so readily must be good. Many people were optimistic about the mass media’s potential to be a business opportunity, an educator, a watchdog, and an entertainer. For example, businesses and advertisers saw media as a good way to make money, and the educator class saw the media as a way to inform citizens who could then be more active in a democratic society. As World War I and the Depression came around, many saw the media as a way to unite the country in times of hardship. Early scholarship on mass media focused on proving these views through observational and anecdotal evidence rather than scientific inquiry.

Fast forward one hundred years and newspapers are downsizing, consolidating to survive, or closing all together; radio is struggling to stay alive in the digital age; and magazine circulation is decreasing and becoming increasingly more focused on microaudiences. The information function of the news has been criticized and called “infotainment,” and rather than bringing people together, the media has been cited as causing polarization and a decline in civility (Self, Gaylord, & Gaylord, 2009). The extremes at each end of the twentieth century clearly show that the optimistic view of the media changed dramatically. An overview of some of the key theories can help us better understand this change.

Hypodermic Needle and Beyond

In the 1920s, early theories of mass communication were objective, and social-scientific reactions to the largely anecdotal theories that emerged soon after mass media quickly expanded. These scholars believed that media messages had strong effects that were

knowable and predictable. Because of this, they theorized that controlling the signs and symbols used in media messages could control how they were received and convey a specific meaning (Self, Gaylord, & Gaylord, 2009).



The hypodermic needle theory of media effects claimed that meaning could be strategically placed into a media message that would then be “injected” into or transmitted to the receiver. ChrisWaldeck – [The Media Needle](#) – CC BY-NC 2.0.

Extending Aristotle’s antiquated linear model of communication that included a speaker, message, and hearer, these early theories claimed that communication moved, or transmitted, an idea from the mind of the speaker through a message and channel to the mind of the listener. To test the theories, researchers wanted to find out how different messages influenced or changed the behavior of the receiver. This led to the development of numerous theories related to media effects. Media businesses were invested in this early strand of research, because data that proved that messages directly affect viewers could be used to persuade businesses to send their messages through the media channel in order to directly influence potential customers.

This early approach to studying media effects was called the hypodermic needle approach or bullet theory and suggested that a sender constructed a message with a particular meaning that was “injected” or “shot” into individuals within the mass audience. This theory is the basis for the transmission model of communication that we discussed in Chapter 1 “Introduction to Communication Studies”. It was assumed that the effects were common to each individual and that the meaning wasn’t altered as it was transferred. Through experiments and surveys, researchers hoped to map the patterns within the human brain so they could connect certain stimuli to certain behaviors. For example, researchers might try to prove that a message announcing that a product is on sale at a reduced price will lead people to buy a product they may not otherwise want or need. As more research was conducted, scholars began to find flaws within this thinking. New theories emerged that didn’t claim such a direct connection between the intent of a message and any single reaction on the part of receivers. Instead, these new theories claimed that meaning could be partially transferred, that patterns may become less predictable as people are exposed to a particular stimulus more often, and that interference at any point in the transmission could change the reaction.

These newer theories incorporated more contextual factors into the view of communication, acknowledging that both sender and receiver interpret messages based on their previous experience. Scholars realized that additional variables such as psychological characteristics and social environment had to be included in the study of mass communication. This approach connects to the interaction model of communication. In order to account for perspective and experience, mass media researchers connected to recently developed theories in perception that emerged from psychology. The concept of the gatekeeper emerged, since, for the first time, the sender of the message (the person or people behind the media) was the focus of research and not just the receiver. The concepts of perceptual bias and filtering also became important, as they explained why some people interpreted or ignored messages while others did not. Theories of primacy and recency, which we discussed in Chapter 9 “Preparing a Speech”, emerged to account for the variation in interpretation based on the order in which a message is received. Last, researchers explored how perceptions of source credibility affect message interpretation and how media messages may affect viewers’ self-esteem. By the 1960s, many researchers in mass communication concluded that the research in the previous twenty years had been naïve and flawed, and they significantly challenged the theory of powerful media effects, putting much more emphasis on individual agency, context, and environment (McQuail, 2010).

The next major turn in mass communication theory occurred only a few years after many scholars had concluded that media had no or only minimal effects (McQuail, 2010). In the 1970s, theories once again positioned media effects as powerful and influential based on additional influences from social psychology. From sociology, mass media researchers began to study the powerful socializing role that the media plays but also acknowledged that audience members take active roles in interpreting media messages. During this time, researchers explored how audience members’ schemata and personalities (concepts we discussed in Chapter 2 “Communication and Perception”) affect message interpretation. Researchers also focused more on long-term effects and how media messages create opinion climates, structures of belief, and cultural patterns.

In the late 1970s and into the 1980s, a view of media effects as negotiated emerged, which accounts for the sometimes strong and sometimes weak influences of the media. This view sees the media as being most influential in constructing meanings through multiple platforms and representations. For example, the media constructs meanings for people regarding the role of technology in our lives by including certain kinds of technology in television show plots, publishing magazines like *Wired*, broadcasting news about Microsoft’s latest product, airing advertisements for digital cameras, producing science fiction movies, and so on. Although

these messages are diverse and no one person is exposed to all the same messages, the messages are still constructed in some predictable and patterned ways that create a shared social reality. Whether or not the media intends to do this or whether or not we acknowledge that how we think about technology or any other social construct is formed through our exposure to these messages is not especially relevant. Many mass communication scholars now seek to describe, understand, or critique media practices rather than prove or disprove a specific media effect.



More recent media effects theories acknowledge that media messages do affect the receivers but that receivers also have some agency to reject or reinterpret the message. Sean MacEntee -- [CC BY 2.0](#).

Additionally, mass communication scholars are interested in studying how we, as audience members, still have agency in how these constructions affect our reality, in that we may reject, renegotiate, or reinterpret a given message based on our own experiences. For example, a technology geek and a person living “off the grid” have very different lives and very different views of technology, but because of their exposure to various forms of media that have similar patterns of messages regarding technology, they still have some shared reality and could talk in similar ways about computers, smartphones, and HD television. Given the shift of focus to negotiated meaning and context, this view of mass communication is more in keeping with the transactional model of communication.

Media Effects

Media effects are the intended or unintended consequences of what the mass media does (McQuail, 2010). Many of the key theories in mass communication rest on the assumption that the media has effects on audience members. The degree and type of effect varies depending on the theory. In general, we underestimate the effect that the media has on us, as we tend to think that media messages affect others more than us. This is actually so common that there is a concept for it! The third-party effect is the phenomenon just described of people thinking they are more immune to media influence than others. If this were true, though, would advertisers and public relations professionals spend billions of dollars a year carefully crafting messages aimed at influencing viewers?

There are certain media effects that are fairly obvious and most of us would agree are common (even for ourselves). For example, we change our clothes and our plans because we watch the forecast on the Weather Channel, look up information about a band and sample their music after we see them perform on a television show, or stop eating melons after we hear about a salmonella outbreak. Other effects are more difficult to study and more difficult for people to accept because they are long term and/or more personal. For example, media may influence our personal sense of style, views on sex, perceptions of other races, or values just as our own free will, parents, or friends do. It is difficult, however, to determine in any specific case how much influence the media has on a belief or behavior in proportion to other factors that influence us. Media messages may also affect viewers in ways not intended by the creators of the message. Two media effects that are often discussed are reciprocal and boomerang effects (McQuail, 2010).

The reciprocal effect points to the interactive relationship between the media and the subject being covered. When a person or event gets media attention, it influences the way the person acts or the way the event functions. Media coverage often increases self-consciousness, which affects our actions. It's similar to the way that we change behavior when we know certain people are around and may be watching us. For example, the Occupy Movement that began on Wall Street in New York City gained some attention from alternative media and people using micromedia platforms like independent bloggers. Once the movement started getting mainstream press attention, the coverage affected the movement. As news of the Occupy movement in New York spread, people in other cities and towns across the country started to form their own protest groups. In this case, media attention caused a movement to spread that may have otherwise remained localized.

The boomerang effect refers to media-induced change that is counter to the desired change. In the world of twenty-four-hour news and constant streams of user-generated material, the effects of gaffes, blunders, or plain old poor decisions are much more difficult to control or contain. Before a group or person can clarify or provide context for what was said, a story could go viral and a media narrative constructed that is impossible to backtrack and very difficult to even control. A recent example of such an effect occurred at the University of Virginia when the governing body of the university forced President Teresa A. Sullivan to resign. The board was not happy with the president's approach to dealing with the changing financial and technological pressures facing the school and thought ousting her may make room for a president who was more supportive of a corporate model of university governance (Pérez-Peña, 2012). When the story picked up local and then national media coverage, students, faculty, and alumni came together to support Sullivan, and a week later she was reinstated. Instead of the intended effect of changing the direction and priorities for the university, the board's actions increased support for the president, which will also likely add support to her plans for dealing with the issues.

Cultivation Theory

Cultivation theory is a media effects theory created by George Gerbner that states that media exposure, specifically to television, shapes our social reality by giving us a distorted view on the amount of violence and risk in the world. The theory also states that viewers identify with certain values and identities that are presented as mainstream on television even though they do not actually share those values or identities in their real lives (Griffin, 2009). Drawing on cultivation as it is practiced in farming, Gerbner turned this notion into a powerful metaphor to explain how the media, and television in particular, shapes our social realities. Just as a farmer plants seeds that he or she then cultivates over time to produce a crop, the media plants seeds in our minds and then cultivates them until they grow into our shared social reality.



Figure: Cultivation theory states that heavy television viewing cultivates, or grows, certain ways of thinking about the world that are distorted. Yoshihide Nomura – [Watching TV](#) – CC BY-ND 2.0.

Over decades of exploring cultivation theory, Gerbner made several well-supported conclusions that are summarized as follows:

- Prime-time television shows and weekend morning children's programming have been found to contain consistently high amounts of violence over the past thirty years.

- Older people, children, African Americans, and Latino/as are more likely to be shown as victims of violence than are their young-adult, middle-aged, and/or white counterparts. This disparity is more meaningful when we realize that these groups are also underrepresented (relative to their percentage in the general population) on these shows while their vulnerability to violence is overstated.
- The effects of television viewing on our worldview build up over years, but in general, people who are more heavy viewers perceive the world as more dangerous than do light viewers. Gerbner coined the phrase “mean world syndrome,” which refers to the distorted view of the world as more violent and people as more dangerous than they actually are.
 - Heavy viewers predict that their odds of being a victim of violence within the next week are 1 in 10, while light viewers predicted 1 in 100. Real crime statistics give a more reliable estimate of 1 in 10,000.
 - Heavy viewers fear walking alone on the street more than do light viewers, believing that criminal activity is actually ten times more prevalent than it actually is.
 - Heavy viewers believe that more people are involved in law enforcement and that officers draw and use their weapons much more than is actually the case.
 - Heavy viewers are generally more suspicious of others and question their motives more than do light viewers (the basis of the mean world syndrome).
- Given that most people on television are portrayed as politically moderate and middle class, heavy viewers are more likely to assume those labels even though heavy users tend to be more working class or poor and more politically conservative than moderate. In short, they begin to view themselves as similar to those they watch on television and consider themselves a part of the mainstream of society even though they are not.

“Getting Competent”: Applying Media Theories

Although most do not get mass public attention, there are many media criticism and analysis organizations that devote much time and resources to observing, studying, and/or commenting on how the media acts in practice, which often involves an implicit evaluation of media theories we have discussed so far, in particular media effects theories. Media outlets and the people who send messages through media outlets (i.e., politicians, spokespeople, and advertisers) are concerned about the effects and effectiveness of their messaging. As we already learned, the pervasive view of media effects today is that media messages do affect people, but that people have some agency in terms of how much or little they identify with or reinterpret a message.

To understand media effects, media criticism organizations do research on audience attitudes and also call on media commentators to give their opinions, which may be more academic and informed or more personal and partisan. In either case, taking some time to engage with these media criticism organizations can allow you to see how they apply mass communication theories and give you more information so you can be a more critical and informed consumer of media. You can find a list of many media criticism organizations at the following link: <http://www.world-newspapers.com/media.html>. Some of these organizations have a particular political ideology or social/cultural cause that they serve, so be cautious when choosing a source for media criticism to make sure you know what you’re getting. There are also more objective and balanced sources of media criticism. Two of my personal favorites that I engage with every week are CNN’s show *Reliable Sources* (<http://reliablesources.blogs.cnn.com>) and the public radio show *On the Media* (<http://www.onthemedial.org>). *Reliable Sources* even has an implicit reference to reciprocal effects in its show description, stating, “The press is a part of every story it covers.”^[1] *On the Media* ran a story that implicitly connects to cultivation theory, as it critiques some of the media’s coverage of violence and audiences’ seeming desensitization to it (Bernstein 2012).

1. Of the “functions of mass media” discussed earlier in the chapter, which functions do media criticism organizations like the ones mentioned here serve? Specifically, give examples of how these organizations fulfill the gatekeeping functions and how they monitor the gatekeeping done by other media sources.
2. Since media criticism organizations like *Reliable Sources* and *On the Media* are also media sources (one a television show and one a radio show), how might they be contributing to reciprocal effects?
3. Using the links provided, find a substantial article, study, or report that analyzes some media practice such as the covering of a specific event. Apply some aspect of media effects from the chapter to the story. How might media effects theory help us understand the criticism being raised?

Key Takeaways

- The mass media serves information, interpretation, instructive, bonding, and diversion functions.
- As a gatekeeper, the media functions to relay, limit, expand, and reinterpret information.
- The hypodermic needle theory of mass communication suggests that a sender constructs a message with a particular meaning that is “injected” into individuals within a mass audience.
- Theories of media effects explore the intended or unintended effects of what the media does. Theories have claimed strong effects, meaning that media messages can directly and intentionally influence audience members. They have also claimed weak effects, meaning that media messages have no little power over viewers. More recently, theories have claimed negotiated effects, meaning that media messages do affect viewers but that viewers also have some agency to identify with, reject, or reinterpret a message.
- Cultivation theory explores a particular kind of media effect claiming that media exposure, specifically to television, shapes our social reality by giving us a distorted view on the amount of violence and risk in the world.

Exercises

1. Which function of mass media (information, interpretation, instructive, bonding, or diversion) do you think is most important for you and why? Which is most important for society and why?
2. What ethical issues are created by the gatekeeping function of the media? What strategies or suggestions do you have for bypassing this function of the media to ensure that you get access to the information you want/need?
3. Getting integrated: Discuss media messages that have influenced or would influence you in a professional, academic, personal, and civic context.

Reference

Bernstein, B., “The Story of the Times Gory Empire State Shooting Photo,” *On the Media*, August 24, 2012, accessed September 20, 2012, www.onthemedial.org/blogs/on-t.hooting-photo1.

Bitner, J. R., *Mass Communication*, 6th ed. (Boston, MA: Allyn and Bacon, 1996), 11.

Coronel, S. S., “The Media as Watchdog,” Harvard-World Bank Workshop, May 19, 2008, accessed September 19, 2012, www.hks.harvard.edu/fs/pnorri.20Watchdog.pdf.

Griffin, E., *A First Look at Communication Theory*, 7th ed. (Boston, MA: McGraw-Hill, 2009), 352–53.

McQuail, D., *McQuail’s Mass Communication Theory*, 6th ed. (Thousand Oaks, CA: Sage, 2010), 457.

Pérez-Peña, R., “Ousted Head of University Is Reinstated in Virginia,” *New York Times*, June 26, 2012, accessed November 11, 2012, <http://www.nytimes.com/2012/06/27/education/university-of-virginia-reinstates-ousted-president.html?pagewanted=all>.

Self, C. C., Edward L. Gaylord, and Thelma Gaylord, “The Evolution of Mass Communication Theory in the 20th Century,” *The Romanian Review of Journalism and Communication* 6, no. 3 (2009): 29.

-
1. “About This Show,” *CNN Reliable Sources*, accessed September 20, 2012, <http://reliablesources.blogs.cnn.com>. ←
-

This page titled [15.2: Functions and Theories of Mass Communication](#) is shared under a [CC BY-NC-SA 3.0](#) license and was authored, remixed, and/or curated by [Anonymous](#) via [source content](#) that was edited to the style and standards of the LibreTexts platform; a detailed edit history is available upon request.

15.3: Mass Communication and Ethics

Learning Objectives

1. Discuss patterns of ownership and control as they currently exist in the media.
2. Explain the relationship between the media and globalization.
3. Evaluate the diversity (or lack thereof) of representations in the media and discuss potential effects.
4. Employ media-literacy skills to evaluate media messages.

Given the potential for mass communication messages to reach thousands to millions of people, the potential for positive or negative consequences of those messages exceed those of interpersonal, small group, or even public communication messages. Because of this, questions of ethics have to be closely considered when discussing mass communication and the media. In this section, we will discuss how media-ownership regulations, globalization, and representations of diversity tie in with mass communication ethics.

Media Control and Ownership

Media interests and ownership have become more concentrated over the past few decades as a result of deregulation. Deregulation refers to the overturning or revising of policies that were in place to ensure that media outlets serve the interests of the public and include diverse viewpoints, programs, and ownership. Deregulation occurred as a result of the rapid technological changes in the 1980s and 1990s, including the growth of cable and satellite outlets. The argument for deregulation was to make the overall market for network, cable, satellite, and other media outlets more competitive.



Restrictions on the number of radio and/or television stations a single person could own have lessened over the years, allowing individuals to control multiple media outlets. Gerogeri – [radio tower](#) – CC BY-NC-ND 2.0.

Timeline of Changes Made by the Federal Communications Commission (FCC) (Austin, 2011)

- **1954–84.** National ownership is limited to seven stations and each station is required to be in a separate geographic market.
- **1984.** The FCC expands ownership to twelve stations as long as the number of stations owned doesn't reach more than 25 percent of the national market

- **1996.** The Telecommunications Act eliminates a maximum on number of stations that one person or entity can own, as long as they do not reach more than 35 percent of the national market.
- **2003.** Cross-media ownership rules are relaxed, which allows for a person or entity to own both newspaper and broadcast outlets and radio and television outlets. The FCC increases the maximum audience one person or entity can reach to 45 percent of the national market, but Congress intervenes and reduces that to 39 percent.

The pressure to lessen regulations came as media outlets struggled to keep up with increased competition and technological changes and saw mergers and consolidations as a way to save money and keep a competitive edge. Television was one of the first forms of electronic mass media to begin to merge. Companies that you're familiar with now but probably didn't know were once separate entities include Time-Warner Cable (formed from the 1989 merger of Time, Inc. and Warner Communications, Inc.). General Electric, a company we may know for making refrigerators and stoves, bought the NBC television network in 1986. These are just two of the many megamergers that have occurred in the past few decades.^[1] The merger of these media companies was meant to provide a synergy that could lower costs and produce higher profits by, for example, merging Disney (with its expertise and market share of children's entertainment) and the broadcast network ABC (with its expertise in television and news).

As computers and the Internet began to enter households, media companies wanted to take advantage of the prospect of providing additional media services under one umbrella. Media convergence refers to the merging of technologies that were previously developed and used separately (Rayner, Wall, & Kruger, 2004). One such convergence that affects many if not most of you reading this book is the creation of broadband Internet access through existing cable lines and the bundling of cable and high-speed Internet services. This marked the beginning of a rush, on the part of media conglomerates, to own the methods of distribution for media messages as a means of then controlling the devices and technology that can be used on them. A recent and well-known example of this was iPhone's exclusive contract with AT&T. For the first few years that iPhones were on the market, AT&T was the only service provider that worked with the phones. To handle the data load needed to service all the new phones, AT&T had to rush and spend millions of dollars to upgrade its cellular network. These moves help preserve the media conglomerates' power, because smaller, independent, or competing companies cannot afford the time, resources, and money needed to build a competing or even functional distribution mechanism.

Consolidated media ownership has led to a decrease in localism in terms of local news and local reporters, radio DJs, and editors (Austin, 2011). Since business is handled from a central hub that might be hundreds or thousands of miles away from a market the media outlet serves, many of the media jobs that used to exist in a city or region have disappeared. While media consolidation has led to some structural and cultural changes in the United States, similar forces are at work in the process of globalization.

Media and Globalization

Globalization refers to a complex of interconnecting structural and cultural forces that aid the spread of ideas and technologies and influence the social and economic organization of societies. Just as modernization in the form of industrialization and then later a turn toward an information-based society spread across the globe, so do technologies and the forms of media they create. In all these cases, the spread of ideas, technologies, and media is imbalanced, as we will discuss more later. This type of cultural imperialism is often criticized as being a part of globalization, and scholars acknowledge that cultural imperialism is largely achieved through media messages (Siapera, 2012).

Media imperialism refers to the domination of other countries through exported media and the values and ideologies they contain (Rayner, Wall, & Kruger, 2004). Just as corporations have helped further globalization, media companies have expanded into multinational conglomerates in such a way that allows them to have power and influence that is difficult for individual nations to regulate or control. During the first seventy or so years of electronic mass media, countries could more easily control messages that were sent through cables or other hard structures. For example, telegraph, telephone, and television lines could be cut and even radio television stations that broadcast over the airwaves could be taken offline by cutting the power to the transmitter. As more information became digitized and sent via satellite, countries had much more difficulty limiting what could get in and out of their borders.

Media-fueled cultural imperialism is critiqued because of the concern that the imported cultural images and values will end up destroying or forever changing the cultural identity of the countries being "occupied" by foreign media. The flow of media is predictable and patterned. The cultural values of more-developed Western and Northern countries flow via media messages to the global East and South, mimicking the flow of power that has existed for centuries with the western and northern hemispheres, primarily Europe and the United States, politically and economically dominating countries in the southern and eastern hemispheres such as those in Asia, South America, and Africa. As with any form of imperialism, the poorest countries are the ones who are the

most vulnerable and subjected to the most external control (Rayner, Wall, & Kruger, 2004). The reason more-developed countries dominate the media in other countries stems from available resources and knowledge needed to produce and transmit media content. Developing countries lack the same level of infrastructure (such as fiber-optic cables and satellite systems), technical expertise, and technology needed to produce their own content, which makes it cheaper to purchase Western, predominantly US American, content to fuel the growing desire of people in these countries to have access to media. This creates a negative cycle in which poorer countries use what resources they do have to carry Western content, which prevents them from investing in additional organic and local content and creates a demand for more Western content. Critics have also focused on the quality of the content that is exported, which is only representative of a narrow range of Western identities and values. Content tends to be dramatized programs like *Baywatch*, which at one point was the most-watched television program in the world. Dramas are preferred because humor is more likely to be lost in translation, while viewers can often identify with stock plot lines in dramas, which make the shows easier to translate and attracts a larger audience. The downside to this is that these narrowly chosen shows that run over and over in a specific country contribute to a stereotypical view of what life in the United States is like.

Not all the discussion of and scholarship on globalization and the media is negative. More recently, much research has focused on the notion of cultural hybridity and the ways in which some cultures take in foreign, predominantly Western media messages and representations and integrate them into existing cultural beliefs and practices. For example, one scholar writes about a quartet in Africa that takes European chamber music and incorporates African rhythms and another group that takes American hip-hop music and gives it a more traditional African flair (Rayner, Wall, & Kruger, 2004). Additionally, the emergence of social and personal media allows users in specific countries to generate their own content and adopt and utilize media platforms in their own ways. As we will learn later, social and personal media have been used to overthrow oppressive governments and to increase the flow of information in places where it was once restricted. So, in these cases, we can see that the ability of certain forms of communication to cross borders has led to positive change.

We can even examine the spread of personal media and social media as an example of globalization. Here, rather than a specific message or set of cultural values being distributed around the world, a platform was made available and adopted in a more democratic, less imperialistic way. Social media, unlike more traditional modes of media, bring people together in more self-determined ways. For example, people can connect over the Internet to a blogger with a shared interest and interact with one another via comments or other means.

Media and Representation

Another area of concern for those who study mass media is the representation of diversity (or lack thereof) in media messages. The FCC has identified program, ownership, and viewpoint diversity as important elements of a balanced mass media that serves the public good (Austin, 2011). This view was enforced through the Fairness Doctrine that was established in 1949 and lasted until the early 1980s when it began to be questioned by those in favor of media deregulation. The Fairness Doctrine was eventually overturned in 1987, but the FCC tried in 2003 to reinstate policies that encourage minority ownership of media outlets, which they hoped in turn would lead to more diverse programming. It remains to be seen whether or not minority-owned media outlets will produce or carry more diverse programming, but it is important to note that the deregulation over the past few decades has led to a decrease in the number of owners of media outlets who come from minority groups.

Scholars have raised concerns about the number of characters from minority groups on television relative to the groups' percentage of the population. Perhaps even more concerning is the type of characters that actors from minority groups play and the types of shows on which they appear. Whether we want them to be or not, the people we see featured in media messages, especially those who appear frequently on television, in movies, in magazines, or in some combination of the three, serve as role models for many that view them. These people help set the tone for standards of behavior, beauty, and intelligence, among other things. Social learning theory claims that media portrayals influence our development of schemata or scripts, especially as children, about different groups of people (Signorielli, 2009). For example, a person who grows up in a relatively homogenous white, middle-class environment can develop schemata about African Americans and Latina/os based on how they are depicted in media messages. Cultivation theory, which we discussed earlier, also supports the notion that media representations affect our perceptions and actions. Since media messages, overall, are patterned representations, they cultivate within users a common worldview from the seeds that are planted by a relatively narrow set of content. For example, people in television shows are disproportionately portrayed as middle-class professionals. In reality, about 67 percent of people working in the United States have blue-collar or service-industry jobs, but they only make up about 10 percent of the people on television (Griffin, 2009).



Figure: Even though the majority of workers in the United States classify as blue-collar or service workers, they only make up about 10 percent of the people on television. Brian Statler – Blue Collar Project – CC BY-NC-ND 2.0.

African Americans, Latina/os, and women are underrepresented in television, and people over the age of sixty-five are the most-excluded group (Griffin, 2009). Studies show that there is less diversity in mediated messages relative to the population as a whole and that the images and messages in the media contain certain themes that rely on stereotypes and further reduce the complexity of our society. Over time, these recurring images and messages affect what we think and how we view the world. In particular, research based on social learning and cultivation theories find that people who watch more television have views that reflect what they see in the programming they watch.

Looking specifically at television, representations of African Americans on prime-time shows (those that air between 7 and 11 p.m.) are actually proportional to their percentage of the population. Whites, however, are overrepresented, meaning there is a larger percentage of white people on prime-time shows than there is in our actual population. This disparity can be accounted for by pointing out that Latina/o, Native, and Asian Americans, as well as African American females, are underrepresented if not invisible in much of the media (Signorielli, 2009). For example, a study of minority characters on prime-time television between 2001 and 2008 found that Latina/os make up 5 percent of the characters despite being 16 percent of the population.

As the number of minority-focused programs, especially sitcoms, has decreased in the past ten years, minority characters have diffused more into other shows. While this integration is positive in some ways, there are still many examples of shows on which a minority character is the lone person of color or gay or lesbian person. From the view of social learning and cultivation theory, this is problematic, since many people, especially children, may form their early perceptions of difference based on interactions with characters in media messages. So unless viewers intentionally seek out diverse programming, they will likely mostly see people with dominant identities represented in the media they consume (Signorielli, 2009).

Unfortunately, there has been a similar lack of diversity found among new media. In a first-of-its-kind study of gender representation in online news sources, the Global Media Monitoring Project found after analyzing news stories on seventy-six websites in sixteen countries that only 36 percent of the stories were reported by women, and women were the focus of only 23 percent of all the stories written (Global Media Monitoring Project, 2012). Another look at popular, blog-style news sites such as *The Huffington Post*, *The Daily Beast*, *Slate*, and *Salon* found that representations of minorities conformed to stereotypes. For example, African Americans were featured primarily in stories about athletics, Latino/as appeared in stories about immigration, and Native and Asian Americans were absent (Jackson, 2012). Even when a major source for online information like *The Huffington Post* tries to include more diverse viewpoints, it does so under criticism. The website decided to add a section focused on information and news of interest to African Americans after adding twenty-six other sections ranging from information on travel to divorce. Although the editor of the section wanted to have a nuanced discussion about race, many of her ideas were discounted because they were not “buzzy enough,” meaning they might not attract enough readers. So instead of starting a dialogue about race, most of the stories featured on the first day were more “buzz worthy” and, ironically, written by white reporters (Jackson, 2012).

Some people who study and/or work in the media view media diversity as a means of expanding public dialogue, creating a more-informed citizenry, and enhancing our democracy through positive social change. Some online news sources have taken up such a

call, but they fall short of the popularity or profitability of more mainstream news outlets. The online investigative news outlet *ProPublica* has received positive attention and awards for their coverage of a wide range of issues, including stories that focus on underrepresented communities.^[2] The advent of new and personal media makes it easier for individuals and independent rather than corporate-owned media outlets to take advantage of new technologies and platforms to produce quality media products on a budget. As consumers of media, we can also keep a critical eye open for issues of representation and seek out media that is more inclusive and diverse. This type of evaluative and deliberate thinking about the media is an important part of media literacy, which we will discuss next.

Developing Media Literacy

Media literacy involves our ability to critique and analyze the potential impact of the media. The word *literacy* refers to our ability to read and comprehend written language, but just as we need literacy to be able to read, write, and function in our society, we also need to be able to read media messages. To be media literate, we must develop a particular skill set that is unfortunately not taught in a systematic way like reading and writing. The quest to make a more media-literate society is not new. You may be surprised, as I was, to learn that the media-literacy movement began in the 1930s when a chapter of the American Association of University Women in Madison, Wisconsin, created a newspaper column and a radio program called “Broadcast on Broadcasts” that reviewed and evaluated current media messages and practices (Dunlop, & Kymnes, 2007). Despite the fact that this movement has been around for eighty years now, many people still don’t know about it.

Media literacy isn’t meant to censor or blame the media, nor does it advocate for us to limit or change our engagement with the media in any particular way. Instead, media literacy ties in with critical thinking and listening, which we have learned about throughout this book already. Media-literacy skills are important because media outlets are “culture makers,” meaning they reflect much of current society but also reshape and influence sociocultural reality and real-life practices. Some may mistakenly believe that frequent exposure to media or that growing up in a media-saturated environment leads to media literacy. Knowing how to use technology to find and use media is different from knowing how to analyze it. Like other critical thinking skills, media literacy doesn’t just develop; it must be taught, learned, practiced, and reflected on.

Media-literacy skills teach us to analyze the media and to realize the following:^[3]

- All media messages are constructed (even “objective” news stories are filmed, edited, and introduced in ways that frame and influence their meaning).
- Media structures and policies affect message construction (which means we need to also learn about how media ownership and distribution function in our society—a growing concern that we discussed earlier in this section).
- Each medium has different characteristics and affects messages differently (e.g., a story presented on *The Colbert Report* will likely be less complete and more dramatized than a story presented on a blog focused on that topic).
- Media messages are constructed for particular purposes (many messages are constructed to gain profit or power, some messages promote change, and some try to maintain the status quo).
- All media messages are embedded with values and beliefs (the myth of objectivity helps mask the underlying bias or misrepresentation in some messages).
- Media messages influence our beliefs, attitudes, values, and behaviors, including how we perceive and interact with others and how we participate in larger society.
- Media messages can prevent change (intentionally presenting manipulated or selectively chosen content to inhibit change).

We learn much through the media that we do not have direct experience with, and communication and media scholars theorize that we tend to believe media portrayals are accurate representations of life. However, the media represents race, gender, sexuality, ability, and other cultural identities in biased and stereotypical ways that often favor dominant identities (Allen, 2011). Since the media influences our beliefs, attitudes, and expectations about difference, it is important to be able to critically evaluate the mediated messages that we receive. The goal of media literacy is not to teach you what to think but to teach you how you can engage with, interpret, and evaluate media in a more informed manner. Media literacy is also reflective in that we are asked to be accountable for those choices we make in regards to media by reflecting on and being prepared to articulate how those choices fit in with our own belief and value systems.

There are some standard questions that you can ask yourself to help you get started in your media criticism and analysis. There are no “true” or “right/wrong” answers to many of the questions we ask during the critical thinking process. Engaging in media literacy is more about expanding our understanding and perspective rather than arriving at definitive answers. The following questions will help you hone your media-literacy skills (Allen, 2011):

1. Who created this message? What did they hope to accomplish? What are their primary belief systems?
2. What is my interpretation of this message? How and why might different people understand this message differently than me? What can I learn about myself based on my interpretation and how it may differ from others'?
3. What lifestyles, values, and points of view are represented or omitted in this message? What does this tell me about how other people live and believe? Does this message leave anything or anyone out?
4. Why was this message sent? Who sent it? Is it trying to tell me something? To sell me something?

After asking these questions, media-literate people should be able to use well-reasoned arguments and evidence (not just opinion) to support their evaluations. People with media-literacy skills also know that their evaluations may not be definitive. Although this may seem like a place of uncertainty, media-literate people actually have more control over how they interact with media messages, which allows them to use media to their advantage, whether that is to become better informed or to just enjoy their media experience.

Key Takeaways

- Media control and ownership has been deregulated over the past few decades, which has led to increased consolidation and merging of media outlets.
- The media aids globalization by exporting Western beliefs and values to other countries. This trend in exporting has been termed *media imperialism*, since Western media tend to dominate in many countries. Certain stereotypes about the West, particularly the United States, are maintained through the narrow range of messages that are exported. Other countries do not just passively receive Western media messages, however. Some messages are reinterpreted by the local culture, creating hybrid media texts.
- Deregulation has contributed to lack of media outlet ownership by minorities. Additionally, representation of most minority groups in media messages is not proportional to their numbers in the actual population. When minorities are included in media messages, it is often in stereotypical ways. Social learning theory states that these representations are important because they influence the schemata we develop about other groups of people, which points to how these distorted representations can actually influence how people think and act in their real lives.
- Media-literacy skills allow us to critique and analyze the potential effects of media. Media-literate people ask critical questions about all the media messages they receive, not just the ones with which they disagree. Doing so leads people to be more accountable for their media choices and to have more control over the role that media plays in their lives.

Exercises

1. Visit the FCC's webpage to view its mission: <http://www.fcc.gov/what-we-do>. Based on what you read there, how do you think the FCC is doing?
2. As we learned, many of the media messages that are exported from the United States to other countries end up supporting narrow stereotypes about US Americans. What media messages do you think would be better to export in order to allow other countries to see a more "accurate" picture of American life? Try to think of several examples of television programs, movies, websites, and so on.
3. Think about the diversity in some of the shows that you watch. Before doing any research, write down the different cultural identities that you think are represented in a couple of your favorite shows or movies. Then go and actually research the show or movie (look up the cast online, etc.) to see if your perceptions matched up with reality. Are the shows diverse? Why or why not? If there are minority characters, are they portrayed in stereotypical or narrow ways?

References

- Allen, B. J., *Difference Matters: Communicating Social Identity*, 2nd ed. (Long Grove, IL: Waveland, 2011), 29, 34.
- Austin, C., "Overwhelmed by Big Consolidation: Bringing Back Regulation to Increase Diversity in Programming That Serves Minority Audiences," *Federal Communications Law Journal* 63, no. 3 (2011): 746–48.
- Dunlop, J., and Angel Kymnes, "Analysis of Media Literacy Curriculum: The Center for Media Literacy's Media Kit," *Smile* 7, no. 3 (2007), 3.
- Jackson, J., "New Media—but Familiar Lack of Diversity," *Extra!*, June 2012, accessed September 20, 2012, <http://www.fair.org/index.php?page=4551>.

Global Media Monitoring Project, 2010, “Who Makes the News?” accessed November 11, 2012, whomakesthenews.org/images/st.hlights_en.pdf.

Griffin, E., *A First Look at Communication Theory*, 7th ed. (Boston, MA: McGraw-Hill, 2009), 351.

Rayner, P., Peter Wall, and Stephen Kruger, *Media Studies: The Essential Resource* (London: Routledge, 2004), 249.

Siapera, E., *Understanding New Media* (London: Sage, 2012), 23–26.

Signorielli, N., “Minorities Representation in Prime Time: 2000–2008,” *Communication Research Reports* 26, no. 4 (2009): 324.

-
1. “Media Mega Mergers: A Timeline,” *Common Cause: Holding Power Accountable*, accessed September 20, 2012, www.commoncause.org/site/pp.a.QIwG&b=4923181. ↵
 2. “About Us,” *ProPublica: Journalism in the Public Interest*, accessed September 20, 2012, <http://www.propublica.org/about>. ↵
 3. “Core Principles of Media Literacy Education in the United States,” *National Association for Media Literacy Education*, accessed September 20, 2012, namle.net/wp-content/uploads/questions2.pdf. ↵

This page titled [15.3: Mass Communication and Ethics](#) is shared under a [CC BY-NC-SA 3.0](#) license and was authored, remixed, and/or curated by [Anonymous](#) via [source content](#) that was edited to the style and standards of the LibreTexts platform; a detailed edit history is available upon request.

CHAPTER OVERVIEW

16: New Media and Communication

[16.1: New Media Technologies](#)

[16.2: New Media and Society](#)

[16.3: New Media, the Self, and Relationships](#)

This page titled [16: New Media and Communication](#) is shared under a [CC BY-NC-SA 3.0](#) license and was authored, remixed, and/or curated by [Anonymous](#) via [source content](#) that was edited to the style and standards of the LibreTexts platform; a detailed edit history is available upon request.

16.1: New Media Technologies

Learning Objectives

1. Trace the evolution of new media.
2. Discuss how new media are more personal and social than old media.

So what makes “new media” *new* media? When we consider “old media,” which consist of mainly print, radio, and television/movies, we see that their presence in our lives and our societies was limited to a few places. For example, television and radio have long been key technology features in the home. Movies were primarily enjoyed in theaters until VCRs and DVD players brought them into our homes. The closest thing to a portable mass medium was reading a book or paper on a commute to and from work. New media, however, are more personal and more social than old media, which creates a paradox we will explore later in this chapter, as we discuss how new media simultaneously separate and connect us. In this section, we will trace the evolution of new media and discuss how personal media and social media fit under the umbrella of new media.

The Evolution of New Media

New media, as we are discussing them here, couldn’t exist without the move from analogue to digital technology, as all the types of new media we will discuss are digitally based (Siapera, 2012). Digital media are composed of and/or are designed to read numerical codes (hence the root word *digit*). The most commonly used system of numbers is binary code, which converts information into a series of 0s and 1s. This shared code system means that any machine that can decode (read) binary code can make sense of, store, and replay the information. Analogue media are created by encoding information onto a physical object that must then be paired with another device capable of reading that specific code. So what most distinguishes analogue media from digital media are their physicality and their need to be matched with a specific decoding device. In terms of physicality, analogue media are a combination of mechanical and physical parts, while digital media can be completely electronic and have no physicality; think of an MP3 music file, for example. To understand the second distinction between analogue and digital media, we can look at predigital music and how various types of analogue music had to be paired with a specific decoding device. To make recordings using old media technology, grooves were carved into vinyl to make records or changes were made in the electromagnetic signature of ribbon or tape to make cassette tapes. So each of these physical objects must be paired with a specific device, such as a record player or a cassette deck, to be able to decode and listen to the music. New media changed how we collect and listen to music. Many people who came of age in the digital revolution are now so used to having digital music that the notion of a physical music collection is completely foreign to them. Now music files are stored electronically and can be played on many different platforms, including iPods, computers, and smartphones.



Analogue media like videocassette recorders (VCRs) are only compatible with specific media objects that have been physically encoded with information. Brad Montgomery – [vcr](#) – CC BY 2.0.

In news coverage and academic scholarship, you will see several different terms used when discussing new media. Other terms used include *digital media*, *online media*, *social media*, and *personal media*. For the sake of our discussion, we will subsume all these under the term *new media*. The term *new media* itself has been critiqued by some for setting up a false dichotomy between new and old. The technology that made new media possible has been in development for many years. The Internet has existed in some capacity for more than forty years, and the World Wide Web, which made the Internet accessible to the masses, just celebrated its twenty-first birthday in August of 2012.

So in addition to the word *new* helping us realize some key technological changes from older forms of media, we should also think of *new* as present and future oriented, since media and technology are now changing faster than ever before. In short, what is new today may not be considered new in a week. Despite the rapid changes in technology, the multiplatform compatibility of much of new media paradoxically allows for some stability. Whereas new technology often made analogue media devices and products obsolete, the format of much of the new media objects stays the same even as newer and updated devices with which to access digital media become available. Key to new media is the notion of technological convergence. Most new media are already digital, and the ongoing digitalization of old media allows them to circulate freely and be read/accessed/played by any digital media platform without the need for conversion (Siapera, 2012). This multiplatform compatibility has never existed before, as each type of media had a corresponding platform. For example, you couldn't play records in an eight-track cassette tape player or a VHS tape in a DVD player. Likewise, whereas machines that printed words on paper and the human eye were the encoding and decoding devices needed to engage with analogue forms of print media, you can read this textbook in print, on a computer, or on an e-reader, iPad, smartphone, or other handheld device. Another characteristic of new media is the blurring of lines between producers and consumers, as individual users now have a more personal relationship with their media.

Personal Media

Personal media is so named because users are more free to choose the media content to which they want to be exposed, to generate their own content, to comment on and link to other content, to share content with others, and, in general, to create personalized media environments. To better understand personal media, we must take a look at personal media devices and the messages and social connections they facilitate.

In terms of devices, the label *personal media* entered regular usage in the late 1970s when the personal computer was first being produced and plans were in the works to create even more personal (and portable) computing devices (Lüders, 2008). The 1980s saw an explosion of personal media devices such as the Walkman, the VCR, the camcorder, the cell phone, and the personal computer. At this time, though, personal media devices lacked the connectivity that later allowed personal media to become social media. Still, during this time, people created personalized media environments that allowed for more control over the media messages with which they engaged. For example, while portable radios had been around for years, the Walkman allowed people to listen to any cassette tape they owned instead of having to listen to whatever the radio station played. Beyond that, people began creating mix tapes by recording their favorite songs from the radio or by dubbing select songs from other cassette tapes. Although a little more labor intensive, these mix tapes were the precursor to the playlists of digital music that we create today. Additionally, VCRs allowed people to watch specific movies on their own schedule rather than having to watch movies shown on television or at the movie theater.

While mass media messages are the creation of institutions and professionals, many personal media messages are the creation of individuals or small groups whose skills range from amateur to professional (Lüders, 2008). Personal computers allowed amateurs and hobbyists to create new computer programs that they could circulate on discs or perhaps through early Internet connections. Camcorders allowed people to create a range of products from home videos to amateur or independent films. As was mentioned earlier, portable music recording and listening devices also allowed people to create their own mix tapes and gave amateur musicians an affordable and accessible way to make demo tapes. These amateur personal media creations weren't as easily distributed as they are today, as the analogue technology still required that people send their messages on discs or tapes.

Personal media crossed the line to new and social media with the growing accessibility of the Internet and digital media. As media products like videos, music, and pictures turned digital, the analogue personal media devices that people once carried around were no longer necessary. New online platforms gave people the opportunity to create and make content that could be accessed by anyone with an Internet connection. For example, the singer who would have once sold demo tapes on cassettes out of his or her car might be now discovered after putting his or her music on MySpace.

Social Media

Media and mass media have long been discussed as a unifying force. The shared experience of national mourning after President Kennedy was assassinated and after the terrorist attacks of September 11, 2001, was facilitated through media. Online media, in particular, is characterized by its connectivity. This type of connectivity is different from that of the mass media. Whereas a large audience was connected to the same radio or television broadcast, newspaper story, book, or movie via a one-way communication channel sent from one place to many, online media connects mass media outlets to people and allows people to connect back to them. The basis for this connectivity is the Internet, which connects individual computers, smartphones, and other devices in an interactive web, and it is this web of connected personal media devices like computers and smartphones that facilitates and defines

social media. Technology has allowed for mediated social interaction since the days of the telegraph, but these connections were not at the mass level they are today. So even if we think of the telegram as a precursor to a “tweet,” we can still see that the potential connection points and the audience size are much different. While a telegraph went to one person, Olympian Michael Phelps can send a tweet instantly to 1.2 million people, and Justin Bieber’s tweets reach 23 million people! Social media doesn’t just allow for connection; it allows us more control over the quality and degree of connection that we maintain with others (Siapera, 2012).

The potential for social media was realized under the conditions of what is called Web 2.0, which refers to a new way of using the connectivity of the Internet to bring people together for collaboration and creativity—to harness collective intelligence (O’Reilly, 2012). This entails using the web to collaborate on projects and problem solving rather than making and protecting one’s own material (Boler, 2008). Much of this was achieved through platforms and websites such as Napster, Flickr, YouTube, and Wikipedia that encouraged and enable user-generated content. It is important to note that user-generated content and collaboration have been a part of the World Wide Web for decades, but much of it was in the form of self-publishing information such as user reviews, online journal entries/diaries, and later blogs, which cross over between the “old” web and Web 2.0.

The most influential part of the new web is social networking sites (SNSs), which allow users to build a public or semipublic profile, create a network of connections to other people, and view other people’s profiles and networks of connections (Boyd & Ellison, 2008). Although SNSs have existed for over a decade, earlier iterations such as Friendster and MySpace have given way to the giant that is Facebook. Facebook, which now has more than 955 million monthly active users is unquestionably the most popular SNS.^[1] And the number of users is predicted to reach one billion by the end of 2012 (Hunter, 2012). More specific SNSs like LinkedIn focus on professional networking. In any case, the ability to self-publish information, likes/dislikes, status updates, profiles, and links allows people to craft their own life narrative and share it with other people. Likewise, users can follow the narratives of others in their network as they are constructed. The degree to which we engage with others’ narratives varies based on the closeness of the relationship and situational factors, but SNSs are used to sustain strong, moderate, and weak ties with others (Richardson & Hessey, 2009).




Figure: Social media enable interactivity between individuals that share a social network and also allow people to broadcast or “narrowcast” their activities and interests. Sean MacEntee – [social media](#) – CC BY 2.0.

Let’s conceptualize social media in another way—through the idea of collaboration and sharing rather than just through interpersonal connection and interaction. The growth of open source publishing and creative commons licensing also presents a challenge to traditional media outlets and corporations and copyrights. Open source publishing first appeared most notably with software programs. The idea was that the users could improve on openly available computer programs and codes and then the new versions, sometimes called derivatives, would be made available again to the community. Crowdsourcing refers more to the idea stage of development where people from various perspectives and positions offer proposals or information to solve a problem or create something new (Brabham, 2008). This type of open access and free collaboration helps encourage participation and improve creativity through the synergy created by bringing together different perspectives and has been referred to as the biggest shift in innovation since the Industrial Revolution (Kaufman, 2008). In short, the combination of open source publishing and crowdsourcing allows a community of users to collectively improve on and create more innovative ideas, products, and projects. Unlike most media products that are tightly copyrighted and closely monitored by the companies that create them, open source publishing and crowdsourcing increase the democratizing potential of new media.

The advent of these new, collaborative, participative, and democratizing media has been both resisted and embraced by old media outlets. Increased participation and feedback means that traditional media outlets that were used to one-way communication and passive audiences now have to listen to and respond to feedback, some of which is critical and/or negative. User-generated content, both amateur and professional, can also compete directly with traditional mass media content that costs much more to produce.

Social media is responsible for the whole phenomenon of viral videos, through which a video of a kitten doing a flip or a parody of a commercial can reach many more audience members than a network video blooper show or an actual commercial. Media outlets are again in a paradox. They want to encourage audience participation, but they also want to be able to control and predict the media consumption habits and reactions of audiences (Siapera, 2012).

📌 “Getting Real”: The Open Source Philosophy in the Professional World

No matter what career you go into, you will interact with something that is “open source.” It will likely be some type of open source software, since that is the area in which open source product development is most commonly applied (Brabham, 2008). When something is open source, its essential elements are available to anyone who may want to use and/or improve on the product. So, for example, when software is open source, the code is available to anyone who may want to edit it as long as they continue the open philosophy of product development by then making their version, often called a derivative, available to anyone who may want to edit it. Within this philosophy, the synergy that is created when a group of people with different levels of knowledge, experience, and expertise work collaboratively leads to innovative ideas and products that are then shared with the commons rather than kept as proprietary. One example of this type of free, open source software that is used in many professional settings is Mozilla’s Firefox web browser, which I’m sure many of you use.

Another example of open source innovation that we may soon be interacting with frequently in our professional and personal lives is 3D printing. 3D printers are already being used to print custom prosthetics used in knee and hip replacement surgeries, replacement parts for electronic and mechanical devices, custom guitars and shoes, food, and even skin that can be used on humans for skin grafts.^[2] Although the rapid advances in 3D printing have so far been limited to a small group of inventors, specialty scientists, doctors, and early adopters, 3D printers for professional and personal use are now commercially available. The community of people using these printers is committed to keeping them open, which means that when a user designs a program to print a plastic test tube holder that can be put on a standard drill to create a centrifuge, he or she will make that design available for anyone to use and/or modify. This type of do-it-yourself production could have implications for all types of businesses, who could, for example, save money on design, production, and shipping by printing their own custom or specialty products.

1. Discuss some of the advantages and disadvantages of the open source model of product development and innovation.
2. Based on your current career goals, how might open source products (like computer software and 3D printers) play a role in your day-to-day job duties?

Key Takeaways

- New media consist mostly of digital media, which are composed of and/or designed to read numerical code (such as binary code).
- New media are distinct from old media in that they are less linked to a specific media platform and are therefore more transferable from device to device. They are also less bound to a physical object, meaning that information can be stored electronically rather than needing to be encoded onto a physical object.
- New media are also distinct from old media in that they are more personal and social. As the line between consumers and producers of media blur in new media, users gain more freedom to personalize their media experiences. Additionally, the interactive web of personal media devices also allows people to stay in touch with each other, collaborate, and share information in ways that increase the social nature of technology use.

Exercises

1. Getting integrated: Identify some ways that you might use new media in each of the following contexts: academic, professional, personal, and civic.
2. How do you personalize the media that you use? How do digital media make it easier for you to personalize your media experiences than analogue media?
3. Aside from using social media to maintain interpersonal connections, how have you used social media to collaborate or share information?

References

Boler, M., “Introduction,” in *Digital Media and Democracy: Tactics in Hard Times*, ed. Megan Boler (Cambridge, MA: MIT Press, 2008), 39.

- Boyd, D. M. and Nicole B. Ellison, "Social Network Sites: Definition, History, and Scholarship," *Journal of Computer Mediated Communication* 13, no. 1 (2008): 211.
- Brabham, D. C., "Crowdsourcing as a Model for Problem Solving: An Introduction and Cases," *Convergence: The International Journal of Research into New Media Technologies* 14, no. 1 (2008): 76.
- Hunter, C., "Number of Facebook Users Could Reach 1 Billion by 2012," *The Exponent Online*, January 12, 2012, accessed November 8, 2012, www.purdueexponent.org/feature-49528d4d8037.html.
- Kaufman, W., "Crowd Sourcing Turns Business on Its Head," *NPR*, August 20, 2008, accessed November 8, 2012, <http://www.npr.org/templates/story/storyId=93495217>.
- Lüders, M., "Conceptualizing Personal Media," *New Media and Society* 10, no. 5 (2008): 684.
- O'Reilly, T., "What Is Web 2.0?" *O'Reilly: Spreading the Knowledge of Innovators*, accessed November 3, 2012, <http://oreilly.com/web2/archive/what-is-web-20.html>.
- Richardson, K. and Sue Hesse, "Archiving the Self?: Facebook as Biography of Social and Relational Memory," *Journal of Information, Communication, and Ethics in Society* 7, no. 1 (2009): 29.
- Siapera, E., *Understanding New Media* (Thousand Oaks, CA: Sage, 2012), 3.

-
1. "Key Facts," Facebook Newsroom, accessed November 8, 2012, <http://newsroom.fb.com/content/default.aspx?NewsAreaId=22>. ↩
 2. "Pushing Dimensions: Charting the 3D-Printing Landscape," *3D-Printer Hub*, accessed November 20, 2012, 3dprinterhub.com/3d-printer-news. ↩

This page titled [16.1: New Media Technologies](#) is shared under a [CC BY-NC-SA 3.0](#) license and was authored, remixed, and/or curated by [Anonymous](#) via [source content](#) that was edited to the style and standards of the LibreTexts platform; a detailed edit history is available upon request.

16.2: New Media and Society

Learning Objectives

1. Discuss the relationship between new media and democracy.
2. Evaluate the ethics of intellectual rights and copyrights in new media.
3. Evaluate the ethics of content filtering and surveillance in new media.

Media studies pioneer Marshall McLuhan emphasized, long before what we now call “new media” existed, that studying media and technology can help us understand our society. In short, he didn’t believe that we could study media without studying society, as the two are bound together (Siapera, 2012). The ongoing switch from analogue to digital, impersonal to personal/social, and one-way to dialogic media is affecting our society in interesting ways.

The days of analogue media are coming to an end and, indeed, are over in many places. As a speech teacher, one of the technology struggles I have faced over the years is recording student speeches. For the past several years, while teaching at different schools, I was continually flustered by the difficulty of finding an easy way to digitally record and have students access their speeches. When I first started teaching, we rolled a camcorder into the classroom on speech days and each student brought his or her own VCR tape to class and would pop it in, hit record, do the speech, and then pop it out. It was the easiest method of recording I have ever used. It didn’t require waiting to upload, having to deal with length or file size issues when trying to post to YouTube or e-mail, or dealing with compatibility issues. But the last time I asked my students to bring a VCR tape was about five years ago, and when I asked, the students looked at me like I had five heads. “Where can we find one of those?” “Where am I going to play it? I don’t have a VCR!” It was at that moment that I knew the analogue era had come to an end, which is evident elsewhere. Now digital television conversion is complete in the United States and the European Union, and many old media formats are being digitalized—for example, books and documents scanned into PDFs, old home movies being turned into DVDs, and record players with USB outputs digitizing people’s vinyl collections.

These technological changes haven’t solved some problems that are being carried over from old media. Some of the same problems with representation and access for which the mass media were criticized are still present in new media, despite its democratizing potential. As we discussed earlier, new media increase participation and interactivity, giving audience members and users more control over content and influence over media decisions. Media critics point out, though, that participants are not equally distributed (Jenkins, 2006). Research shows that new media users, especially heavy users who are more actively engaged, tend to be male, middle class, and white.

New Media and Democracy

Scholars and reporters have noted the democratizing effect of new media, meaning that new media help distribute power to the people through their personal and social characteristics. Many media scholars have commented on these changes as a positive and more active and participative alternative to passive media consumption (Siapera, 2012). Instead of the powerful media outlets exclusively having control over what is communicated to audiences and serving as the sole gatekeeper, media-audience interactions are now more like a dialogue. The personal access to media and growing control over media discourses by users allows people to more freely express opinions, offer criticisms, and question others—communicative acts that are all important for a functioning democracy.

A recent national survey found that young people, aged fifteen to twenty-five, are using new media to engage with peers on political issues.^[1] The survey found that young people are defying traditional notions of youthful political apathy by using new media platforms to do things like start online political groups, share political videos using social media, or circulate news stories about political issues.



New media are being used by people, especially young people, to engage with political causes and participate in the democratic process by sharing news stories and “liking” and commenting on other people’s postings. Sean MacEntee – [facebook like button](#) – CC BY 2.0.

These activities were not included in previous research done on the political habits of young people because those surveys typically focused on more traditional forms of political engagement like voting, joining a political party, or offline campaigning. Political engagement using new media is viewed as more participatory, since people can interact with their peers without having to go through official channels or institutions. But the research also found that this type of participatory political engagement also led to traditional engagement, as those people were twice as likely to vote in the actual election.^[2] Although the digital divide is a continuing ethical issue, new media have had a more positive effect on places that are often left out of such technologies. For example, although many people in developing countries still do not have access to dependable electricity or water, they may have access to a cell phone or the Internet through NGO programs or Internet cafés. Many people, especially US Americans, may think the days of Internet cafés (also called cyber cafés) are over. Although Internet cafés were never as popular or numerous in the United States, communal and public Internet access is still an important part of providing access to the Internet all around the world (Liff & Lægran, 2003).

“Getting Plugged In”: Social Media and the 2012 Presidential Election

The election of 2012 has been called the “social media election.” Perhaps in today’s hyperconnected world of social media, we shouldn’t be surprised with the rate at which people took to their Facebook timelines and/or Twitter feeds to announce who they planned on voting for or to encourage others to vote for a particular candidate. In fact, about 25 percent of registered voters told their Facebook friends and Twitter followers who they would vote for (Byers, 2012). Candidates are aware of the growing political power of social media, as evidenced by the fact that, for the first time, major campaigns now include a “digital director” as one of their top-level campaign staffers (Friess, 2012). These “social media gurus” are responsible for securing targeted advertising on outlets such as Facebook, Twitter, Tumblr, Pinterest, and Reddit (among others), which now have the capability to narrowcast to specific geographical areas and user demographics. The digital directors are also responsible for developing strategies to secure Facebook “likes,” Twitter followers, and retweets. Smartphones also present new options for targeted messaging, as some ads on mobile apps were “geotargeted” to people riding a certain bus or attending a specific public event (Friess, 2012).

Aside from new methods of advertising, social media also helped capture the much-anticipated Election Day, including some of the barriers or problems people experienced. People used YouTube, Twitter, and Facebook to document and make public their voting experience. One voter in Pennsylvania recorded a video of a voting machine that kept switching to Romney/Ryan every time the person tried to choose Obama/Biden, and before the day was over, the video already had more than two million views (Balke, 2012). People also used social media to document long lines at polling places and to share the incoming election results. The 2012 election was the most-tweeted-about political event ever with approximately 20 million tweets posted on election night and more than 11 million uses of the hashtag “#election2012.” When Obama’s campaign tweeted “Four more years” after he had been declared the winner, it was retweeted more than 225,000 times (Bello, 2012).

1. How did you and/or your friends and family use social media during the 2012 election?
2. What are some of the positives and negatives of the increasingly central role that social media play in politics?

Issues of ownership and control are present in new media as they are in traditional mass media. Although people may think they are multitasking and accessing different media outlets, they may not be. To help keep users within their domain, some large new media platforms like Facebook and Yahoo! create expansive environments that include news, social media connections, advertising, and entertainment, which allow users to click around and feel like they are moving freely even though they are not leaving the general owner’s space.

New media provide ways of countering some of the control and participation issues that audiences have typically faced as the lines blur between producers and consumers of media. The phrase *alternative media* is often associated with new media. Alternative media include a range of voices with diverse cultural identities and experiences, which counter the mainstream media outlets that are controlled by and include the voices and perspectives of more privileged people. Alternative media is very similar to and in fact overlaps with tactical media, which are more activist oriented and include dissenting and “radical” perspectives that challenge the status quo. From a truly democratic perspective, which is supposed to invite and encourage dissent, a plurality of voices, and civil debate, alternative and tactical media are welcome additions to the traditional media landscape that tries to diminish, rather than encourage, competing voices.

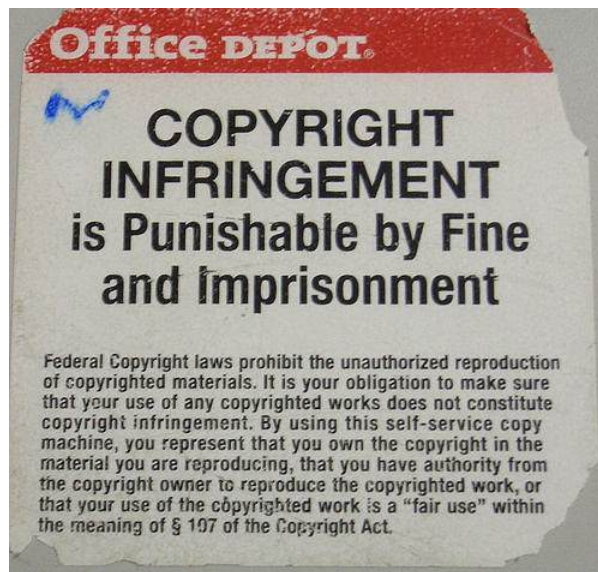
Blogs were the earliest manifestation of Web 2.0 and marked the beginning of the turn to more user-generated content and the democratization of information gathering and sharing. While “web logging” existed in various forms before 1999, that year marked blogging’s “big bang” as the software application Blogger made it easy for people who did not know HTML (the computer code used to build websites) to compose and publish their blog as well as link to other blogs and relevant content (Boler, 2008). Just as then, today’s blogs provide information that varies in terms of depth, quality, and credibility. Blogs that are most relevant to our discussion of democracy are those whose authors engage in citizen journalism and/or gatewatching.

Blogs are an accessible and popular outlet for citizen journalism, which is reporting done by individuals or small groups outside of the media establishment as a corrective to mainstream journalism, which may inaccurately report or underreport a story (Boler, 2008). Citizen journalists increasingly play a part in shaping local and national discussions of news and have received positive and negative evaluations from mainstream media and audiences.

One corrective function of alternative media and citizen journalists is the gatewatching function. Recall that earlier we discussed the gatekeeping function of mass media through which reporters, editors, executives, and advertisers influence what content and how much of it makes it to audiences. Citizen journalists revised this notion to be more actively involved in the process, so gatewatching refers to a media criticism practice that seeks to correct or expand mainstream media reporting. These citizen journalists look for stories or information that will be relevant to their often smaller more niche audiences. Since many people use new media to access information, they seek out information specifically targeted toward their interests and needs. New media make this type of “micro media” a viable alternative to mass media. The citizen journalists then transmit that information to their audience through a blog or microblog, such as Twitter. In this sense, they act as gatewatchers for the mass media and serve the traditional gatekeeper function for their niche audiences. They may comment on how one media outlet covered a story while another did not or how one outlet used more credible sources than the other. They may also critique a media outlet for shallow coverage or overcoverage. Interestingly, the information generated by these citizen journalists increasingly influences the mainstream media’s coverage. Stories that may not have been picked up by a major media outlet now get covered after they receive much attention through new and social media. People in such cases may demand that major media outlets cover the story, or the outlet may choose to cover it on their own to capitalize on the popularity of the story.

New Media and Ethics

If you buy a song from iTunes, should you be able to play it on any device you wish? Should ideas or knowledge that can lead to positive change for many people (like an approach to international conflict mediation or a scientific discovery that could lead to a new lifesaving medication) be protected and kept from the public through intellectual property laws? How much information and creative works should be available in the public domain to help further knowledge and inspire further innovation and creativity, and how much of that should be protected? These questions aren’t easy to answer, and many answers spark controversy as they bring up issues of censorship and information control.



In recent years lawmakers, law enforcers, and media companies have taken more steps to deter and/or prosecute people who violate copyright laws. Cory Doctorow – [Office Depot copyright warning](#) – CC BY-SA 2.0.

Censorship, which is the suppression, limiting, or deleting of speech, is an issue that predates the advent of mass media and new media but one that has become more prevalent as the amount, access to, and diversity of information has increased. Censorship is based on the notion of freedom of speech, which is a foundational principle of the US Constitution and was declared a universal human right by the United Nations (Deibert, 2008). I have chosen to discuss censorship in the section on new media because the Internet, which is the basis for most new media, has been envisioned as an avenue toward and an outlet for more free speech. Censorship is enacted and free speech limited in two primary ways on the Internet: through intellectual property rights and copyrights and through content filtering by governments or other entities (Deibert, 2008).

Intellectual Property Rights and Copyrights

As we learned earlier, one of the technological changes that made the birth and explosion of new media possible is the near universal compatibility of digital content. This along with the absence of a physical object onto which media content is coded (a DVD instead of a digital file on a computer or other device) has created issues with increased piracy, which refers to the unlawful reproduction and/or distribution of intellectual property or other copyrighted material (Deibert, 2008). This problem gained much attention following the mass popularity of the peer-to-peer (P2P) file-sharing program Napster. Despite the numerous lawsuits and legal challenges that Napster faced, P2P file-sharing programs like Limewire, Vuze, and bitTorrent became the new way to legally and illegally share files ranging from software to video games, documents, books, music, and movies.

Once anything is digitized and makes its way to one of these networks, it becomes nearly impossible to control or limit its circulation. For example, media corporations and law enforcement and government agencies have tried to prosecute individuals, require Internet service providers to take action against users who illegally download materials or visit suspect sites, or shut down domain names based in the United States (Newman, 2012). None of these measures has been very effective, especially for sites based outside of the United States, but a renewed effort on the part of interest groups that represent the entertainment industry led to the introduction of two pieces of legislation that stirred up quite a backlash. The Stop Online Piracy Act (SOPA) and the Protect IP Act (PIPA) were introduced into the House of Representatives and the Senate in order to make it more difficult for sites, in the United States and abroad, to distribute pirated copyrighted materials ranging from movies, to music, to digital books. Although many people applaud the effort to stop the circulation of pirated material, many were also afraid that the regulations could lead to restrictions on other forms of information circulation such as open source sharing and crowdsourcing (Magid, 2012). To protest and raise awareness of these laws, several high-profile sites and hundreds of other online supporters engaged in the largest act of cyberprotest to date. On January 18, 2012, sites like Wikipedia, Google, and Craigslist “went black,” limited content, or displayed information about SOPA and PIPA. Within a few days, support for the laws had dwindled, and both are now on indefinite hold.

Most new media scholars and commentators do not question the fact that some information should be protected as intellectual property and that many artistic creations should be copyrighted. Such practices help ensure that innovation and creativity are recognized and that the people who create them are duly compensated. Such protections actually help promote and protect freedom of speech and provide an incentive for people to expend considerable time and effort to produce innovative and creative products

and exchange ideas and art that circulate and enhance our society (Deibert, 2008). Intellectual property rights and protections are newer and more difficult to enforce and even define than are copyrights. After all, putting protections on “knowledge” or “information” is more ambiguous than putting a copyright on a discrete item like a book or song. In the realm of academia, especially, the philosophy of open and shared knowledge has been applied to academic research and scholarship. Ideas and findings are free to circulate and be used and adapted (with the proper citation and/or credit given) in order to further knowledge and provide a system of transparency and accountability. Corporations and companies have long had a more closed policy to knowledge and information, keeping many product ideas and designs to themselves and considering them proprietary information. Such practices, including issuing patents for inventions or considering certain information confidential, help keep individuals and businesses striving for better and/or more competitive products or ideas. The increase in corporate-like application of such protections to intellectual property in academia and other scientific areas that were historically more open and collaborative has received much criticism. To reiterate, these issues exist independently of new media, but the fact that most ideas and creations are now in digital form and that the Internet provides for sharing and then rapid and uncontrollable diffusion of such material is what creates the issue relevant to our discussion. And the issue of enforcement is what brings us back to the notion and ethics of censorship.

One way such protections have been enforced is by actually building new codes directly into the content or technology. Again, this alone isn’t enough to constitute an ethical violation. But one media scholar and critic sums up the oppositional view of such practices in the following statement: “Many believe the restrictions are leading to the suffocation of works in the public domain for scholarship and a wholesale erosion of the global commons of information” (Deibert, 2008). The main criticism in terms of infringement on intellectual work rests on the increase in copyrights and intellectual property laws on the circulation of academic findings and publications. The Internet is seen by many as a tool to enhance academic research and sharing and as a place for collaboration, but such laws have limited or shut down some academic databases and the circulation of electronic journals and articles.

The main criticism in terms of infringement on creative works rests on the loss of revenue for artists, authors, and musicians whose works are pirated and losses for their representatives, such as distributors, record labels, or movie studios. Since piracy, which is the illegal or unauthorized reproduction of a copyrighted product, hasn’t been successfully curtailed through threats of prosecution, the codes that I mentioned earlier have become the new means of protection. This practice, called digital rights management (DRM), involves embedding device- or program-specific codes into a digital product that limit its ability to be reproduced and/or used on multiple devices. DRM has raised much concern and controversy. I’m sure we’ve all been frustrated that we can’t get a song we downloaded from iTunes to play on a “nonapproved device” or experienced the annoying unintended effects of DRM. Even though that content belongs to us and we bought it legally, we are not able to take advantage of the portability and cross-platform compatibility that we learned earlier is so characteristic of new media. The use of these codes is critiqued because they limit choice for those who legally and/or rightfully purchased the content and because they lead to a dependency on certain companies (usually large powerful ones) like Microsoft or Apple, which can limit the ability of people, especially those who are already marginalized in terms of socioeconomic status, to access and use certain technology or products.

Content Filtering and Surveillance

Research shows that Internet content filtering is increasing as new technologies allow governments and other entities to effectively target and block Internet users from accessing undesirable information. For example, in 2002 only two countries, China and Saudi Arabia, were known to actively filter Internet content within their borders. Presently, many more countries, including the United States, engage in such content filtering. Content filtering can happen at different levels.^[3] Filtering or blocking can happen at the Internet backbone level, which is the method most often used to limit information at the national level. In such cases, content is filtered out at an infrastructure or gateway point before it ever enters the country. Internet service providers can also block or censor content at the request of governments or other groups. Institutions can block certain content using software or other technical means. This type of blocking may be carried out to meet the objectives or values of a particular institution—for example, to block sexually explicit information from school computers. Finally, censorship can occur at the individual computer level. In such cases, parents or others may want to control the information available with filtering software that is customizable.



Figure: While it is difficult to control what individuals put on the Internet, governments and other groups have been very effective at blocking certain content at the “backbone” level of the Internet. Stefano Petroni – [Firewall](#) – CC BY-NC-ND 2.0.

Typically, blocked content includes pornography or other materials deemed sexually explicit, information deemed harmful to national security or public safety (e.g., bomb-making information), and information that challenges a government or regime’s power (Deibert, 2008). In 2009, Bahrain was reported to make the most substantial increase in filtering of any country, as it limited many social, religious, political, and human rights sites (Faris & Zittrain, 2009). In terms of politics and human rights blocking, China blocked access to Twitter in the lead-up to the twenty-year anniversary of the Tiananmen Square protests. Saudi Arabia has taken a more targeted approach by blocking the accounts of two prominent human rights activists (Faris & Zittrain, 2009). Religiously offensive material can also be blocked as evidenced by Pakistan’s practice of blocking information that is offensive to Islam. The “Getting Critical” feature explores in more detail the often controversial practice of censorship for religious reasons.

“Getting Critical”: YouTube and Free Speech: Should Religiously Offensive Material Be Blocked?

The issue of censoring information deemed to be religiously offensive gained worldwide attention in September of 2012 when a video trailer for an anti-Islamic movie made in the United States made its way onto YouTube, which sparked protests in Egypt, Libya, Yemen, Pakistan, Tunisia, Indonesia, Iraq, Lebanon, and many other countries. In response to calls from some of these countries for the United States to remove the video from YouTube, Secretary of State Hilary Clinton condemned the video but affirmed that the video is protected under the right to free speech promised by the US Constitution. Google, which owns YouTube, also stated that the video doesn’t violate US law or Google’s terms of service and would therefore not be removed in the United States. Google did make the unprecedented decision, in the wake of an attack on the US embassy in Libya that killed four US Americans including ambassador Chris Stevens and in the face of increasing protests, to block the video in Libya, Egypt, Indonesia, and India (Rosen, 2012).

1. Should the United States have completely removed the video from YouTube in the wake of the protests and violence it sparked around the world? Why or why not?
2. Discuss Google/YouTube’s decision to block the video in several countries. Do you think this was the right or wrong decision on the part of the company?
3. Review YouTube’s “Community Guidelines,” which can be accessed at the following link: https://www.youtube.com/t/community_guidelines. In your opinion, should anything be removed from or added to these guidelines?

To further limit information, some governments also block access to foreign news or information from human rights organizations (Faris & Zittrain, 2009). Blocking software can now also limit access to translation sites, which a person could use to get around the filtering since most of the information that is blocked is in the native language(s) of the country. This was the case in Bahrain, which blocked access to Google Translate in 2009. Web access can also be limited due to security reasons. In 2009, the US Marines announced that soldiers would no longer have access to social media networks, because they can lead to cyberattacks or allow

people to leak information. Some of the major critiques of this practice include the collusion of corporations who own certain Internet platforms with governments that block content. For example, a company could turn over, at the request of a government, logs or archives of information about the Internet use of a dissident. At the request of the Chinese government, Yahoo! turned over e-mail records of three people, which led to their arrest. Additionally, people have raised concerns about the fact that US companies supply many of these countries, with whom the United States doesn't have relationship with or with whom those relations are strained, with the software that is then used in ways that go against US and UN policies for the protection of free speech and human rights (Deibert, 2008).

Electronic espionage has been around since communication technologies like the telegraph, sound-recording devices, and radios were invented. Many countries, including the United States, have long had limitations on and protections against the use of electronic surveillance on US citizens, but after 9/11, these restrictions have been lessened, loosely interpreted, or only selectively enforced. With new media come new opportunities for electronic surveillance. Internet based “wiretaps”—the unauthorized and unknown monitoring or collection of e-mail, web-surfing data, or even keyboard strokes—are now employed, and that information may be shared with law enforcement or intelligence agencies (Deibert, 2008).

Such surveillance techniques are not just used by government or intelligence agencies; they are also used by companies. If you're like many others and me, you are now used to clicking “accept” on those lengthy terms of use agreements and privacy policies without looking at them. What we may not know (and may not care about) is that who or whatever is asking us for our agreement or disagreement may want to track our usage of their program or product. Sometimes this tracking is meant to improve the functionality of the product or to connect us with services that we or the program has identified as useful to or relevant for us. The amount of data that exists on each one of us is now astounding, and more web users are demanding that browsers and other Internet services allow them to either opt out of tracking or monitor who is tracking them. A recent “add-on” called Collusion for Mozilla's Firefox has received attention for allowing users to visualize who is tracking them in real time.^[4]

Key Takeaways

- New media have had a democratizing effect on society, as they help distribute power to people through their social and personal characteristics. Instead of media outlets having sole control over what is communicated to audiences, media-audience interactions are now more like a dialogue. The personal access to media and growing control over media discourses by users allows people to more freely express opinions, offer criticisms, and question others—communicative acts that are all important for a functioning democracy.
- The digitalization of media products allows them to be more easily reproduced and disseminated. Due to increasing rates of piracy, media outlets have started a more aggressive campaign to reduce copyright infringement through threats of prosecution, collaboration with media providers to identify offending users, and digital rights management (DRM).
- The democratizing nature of new media hasn't been welcomed by all, as governments, institutions, and individuals engage in various types of content filtering.
- The connectivity afforded by social and personal media also create more possibilities for surveillance in terms of electronic “wiretaps” by law enforcement and collection of web-browsing, consumption, and online communication data by corporations and organizations.

Exercises

1. Discuss the ways in which new media have democratized access to information and allowed people to participate in more of a dialogue with media outlets, government officials, political candidates, and/or individuals.
2. *Democracy Now* is an alternative media outlet that is accessible in many different new media platforms. You can visit their main page at the following link: <http://www.democracynow.org>. Take a few minutes to visit the website and watch or listen to the most recent broadcast. How does the content of this news differ from mainstream media?
3. Discuss digital rights management (DRM). What are some of the positive and negative effects of limiting the ability of a digital media file to be reproduced or used on multiple devices?

References

- Balke, J., “Projection: Social Media Wins Big in 2012,” *Houston Press: Blogs*, November 7, 2012, accessed November 8, 2012, http://blogs.houstonpress.com/hairballs/2012/11/projection_social_media_wins_b.php.
- Bello, M., “Voters Document Election on Social Media,” *FreeP.com*, November 7, 2012, accessed November 8, 2012, www.freep.com/article/2012110.cebook-YouTube.

- Boler, M., "Introduction," in *Digital Media and Democracy: Tactics in Hard Times*, ed. Megan Boler (Cambridge, MA: MIT Press, 2008), 40.
- Byers, A., "Study: Facebook, Twitter Users Divulge Votes Online," *Politico*, November 6, 2012, accessed November 8, 2012, <http://www.politico.com/news/stories/1112/83418.html>.
- Deibert, R. J., "Black Code Redux: Censorship, Surveillance, and the Militarization of Cyberspace," in *Digital Media and Democracy: Tactics in Hard Times*, ed. Megan Boler (Cambridge, MA: MIT Press, 2008), 140.
- Faris, R. and Jonathan Zittrain, "Web Tactics," *Index on Censorship* 38 (2009): 91.
- Friess, S., "5 Social Media Questions 2012 Will Answer," *Politico*, November 5, 2012, accessed November 8, 2012, <http://www.politico.com/news/stories/1112/83343.html>.
- Jenkins, H., *Convergence Culture: Where Old and New Media Collide* (New York: New York University Press, 2006), 241.
- Liff, S. and Anne Sofie Lægran, "Cybercafés: Debating the Meaning and Significance of Internet Access in a Café Environment," *New Media and Society* 5, no. 3 (2003): 307–12.
- Magid, L., "What Are SOPA and PIPA and Why All the Fuss?" *Forbes*, January 18, 2012, accessed November 8, 2012, <http://www.forbes.com/sites/larrymagid/2012/01/18/what-are-sopa-and-pipa-and-why-all-the-fuss>.
- Newman, J., "SOPA and PIPA: Just the Facts," *PC World*, January 17, 2012, accessed November 8, 2012, http://www.pcworld.com/article/248298/sopa_and_pipa_just_the_facts.html.
- Rosen, R. J., "What to Make of Google's Decision to Block 'The Innocence of Muslims' Movie," *The Atlantic*, September 14, 2012, accessed November 8, 2012, <http://www.theatlantic.com/technology/archive/2012/09/what-to-make-of-googles-decision-to-block-the-innocence-of-muslims-movie/262395>.
- Siapera, E., *Understanding New Media* (Thousand Oaks, CA: Sage, 2012), 2.

-
1. "Social Media Powers Youth Participation in Politics," *Newswise: The University of Chicago News Office*, June 26, 2012, accessed November 8, 2012, www.newswise.com/articles/soc.-participation-in-politics. ↩
 2. "Social Media Powers Youth Participation in Politics," *Newswise: The University of Chicago News Office*, June 26, 2012, accessed November 8, 2012, www.newswise.com/articles/soc.-participation-in-politics. ↩
 3. "About Filtering," OpenNet Initiative, accessed November 8, 2012, <http://opennet.net/about-filtering>. ↩
 4. "Collusion," Add-ons, accessed November 8, 2012, addons.mozilla.org/en-US/firefox/collusion. ↩

This page titled [16.2: New Media and Society](#) is shared under a [CC BY-NC-SA 3.0](#) license and was authored, remixed, and/or curated by [Anonymous](#) via [source content](#) that was edited to the style and standards of the LibreTexts platform; a detailed edit history is available upon request.

16.3: New Media, the Self, and Relationships

Learning Objectives

- Discuss the relationship between new media and the self.
- Identify positive and negative impacts of new media on our interpersonal relationships.

Think about some ways that new media have changed the way you think about yourself and the way you think about and interact in your relationships. Have you ever given your Facebook page a “once-over” before you send or accept a friend request just to make sure that the content displayed is giving off the desired impression? The technological changes of the past twenty years have affected you and your relationships whether you are a heavy user or not. Even people who don’t engage with technology as much as others are still affected by it, since the people they interact with use and are affected by new media to varying degrees.

New Media and the Self

The explicit way we become conscious of self-presentation when using new media, social networking sites (SNSs) in particular, may lead to an increase in self-consciousness. You’ll recall that in the chapter titled “Introduction to Communication Studies” we talked about the role that communication plays in helping us meet our identity needs and, in the chapter titled “Communication and Perception” on Facebook, the pictures we are tagged in, and the news stories or jokes that we share on our timeline all come together to create a database of information that new and old friends can access to form and reform impressions of us. Because we know that others are making impressions based on this database of information and because we have control over most of what appears in this database, people may become overfocused on crafting their online presence to the point that they neglect their offline relationships. This extra level of self-consciousness has also manifested in an increase in self-image and self-esteem issues for some users. For example, some cosmetic surgeons have noted an uptick in patients coming in to have facial surgeries or procedures specifically because they don’t like the way their chin looks on the webcam while chatting on Skype or because they feel self-conscious about the way they look in the numerous digital pictures that are now passed around and stored on new media. Since new media are being increasingly used in professional capacities, some people are also seeking cosmetic surgery or procedures as a way of investing in their personal brand or as a way of giving them an edge in a tight job market.^[1]

The personal and social nature of new media also creates an openness that isn’t necessarily part of our offline social reality. Although some people try to address this problem by creating more than one Facebook account, according to the terms of use we all agreed to, we are not allowed to create more than one personal profile. People may also have difficulty managing their different commitments, especially if they develop a dependence on or even addiction to new media devices and/or platforms. New media blur the lines between personal and professional in many ways, which can be positive and negative. For example, the constant connection offered by laptops and smartphones increases the expectation that people will continue working from home or while on vacation. At the same time, however, people may use new media for non-work-related purposes while at work, which may help even out the work/life balance. Cyberslacking, which is the non-work-related use of new media while on the job, is seen as a problem in many organizations and workplaces. However, some research shows that occasional use of new media for personal reasons while at work can have positive effects, as it may relieve boredom, help reduce stress, or lead to greater job satisfaction.^[2]

Personal media devices bring with them a sense of constant connectivity that makes us “reachable” nearly all the time and can be comforting or anxiety inducing. Devices such as smartphones and computers, and platforms such as e-mail, Facebook, and the web, are within an arm’s reach of many people. While this can be convenient and make things more efficient in some cases, it can also create a dependence that we might not be aware of until those connections are broken or become unreliable. You don’t have to look too far to see people buried in their smartphones, tablets, or laptops all around. While some people have learned to rely on peripheral vision in order to text and walk at the same time, others aren’t so graceful. In fact, London saw the creation of a “text safe” street with padding on street signs and lamp poles to help prevent injuries when people inevitably bump into them while engrossed in their gadgets’ screens. Follow this link to read a story in Time magazine and see a picture of the street^[3]. Additionally, a survey conducted in the United Kingdom found that being away from social networks causes more anxiety than being a user of them. Another study found that 73 percent of people would panic if they lost their smartphone.^[4]

Of course, social media can also increase self-esteem or have other social benefits. A recent survey of fifteen thousand women found that 48 percent of the respondents felt that social media helped them stay in touch with others while also adding a little stress in terms of overstimulation. Forty-two percent didn’t mention the stress of overstimulation and focused more on the positive effects of being in touch with others and the world in general. When asked about how social media affects their social lives, 30 percent of

the women felt that increased use of social media helped them be more social offline as well.^[5] Other research supports this finding for both genders, finding that Facebook can help people with social anxiety feel more confident and socially connected.^[6]

New Media and Interpersonal Relationships

How do new media affect our interpersonal relationships, if at all? This is a question that has been addressed by scholars, commentators, and people in general. To provide some perspective, similar questions and concerns have been raised along with each major change in communication technology. New media, however, have been the primary communication change of the past few generations, which likely accounts for the attention they receive. Some scholars in sociology have decried the negative effects of new technology on society and relationships in particular, saying that the quality of relationships is deteriorating and the strength of connections is weakening.^[7]

Facebook greatly influenced our use of the word friend, although people's conceptions of the word may not have changed as much. When someone "friends you" on Facebook, it doesn't automatically mean that you now have the closeness and intimacy that you have with some offline friends. And research shows that people don't regularly accept friend requests from or send them to people they haven't met, preferring instead to have met a person at least once.^[8] Some users, though, especially adolescents, engage in what is called "friend-collecting behavior," which entails users friending people they don't know personally or that they wouldn't talk to in person in order to increase the size of their online network.^[9] As we will discuss later, this could be an impression management strategy, as the user may assume that a large number of Facebook friends will make him or her appear more popular to others.

Although many have critiqued the watering down of the term friend when applied to SNSs, specifically Facebook, some scholars have explored how the creation of these networks affects our interpersonal relationships and may even restructure how we think about our relationships. Even though a person may have hundreds of Facebook friends that he or she doesn't regularly interact with on- or offline, just knowing that the network exists in a somewhat tangible form (catalogued on Facebook) can be comforting. Even the people who are distant acquaintances but are "friends" on Facebook can serve important functions. Rather than Facebook users seeing these connections as pointless, frivolous, or stressful, they are often comforting background presences. A dormant network is a network of people with whom users may not feel obligated to explicitly interact but may find comfort in knowing the connections exist. Such networks can be beneficial, because when needed, a person may be able to more easily tap into that dormant network than they would an offline extended network. It's almost like being friends on Facebook keeps the communication line open, because both people can view the other's profile and keep up with their lives even without directly communicating. This can help sustain tenuous friendships or past friendships and prevent them from fading away, which as we learned in the chapter titled "Communication in Relationships" is a common occurrence as we go through various life changes.

A key part of interpersonal communication is impression management, and some forms of new media allow us more tools for presenting ourselves than others. Social networking sites (SNSs) in many ways are platforms for self-presentation. Even more than blogs, web pages, and smartphones, the environment on an SNS like Facebook or Twitter facilitates self-disclosure in a directed way and allows others who have access to our profile to see our other "friends." This convergence of different groups of people (close friends, family, acquaintances, friends of friends, colleagues, and strangers) can present challenges for self-presentation. Although Facebook is often thought of as a social media outlet for teens and young adults, research shows half of all US adults have a profile on Facebook or another SNS.^[10] The fact that Facebook is expanding to different generations of users has coined a new phrase—"the graying of Facebook." This is due to a large increase in users over the age of fifty-five. In fact, it has been stated the fastest-growing Facebook user group is women fifty-five and older, which is up more than 175 percent since fall 2008.^[11] So now we likely have people from personal, professional, and academic contexts in our Facebook network, and those people are now more likely than ever to be from multiple generations. The growing diversity of our social media networks creates new challenges as we try to engage in impression management.

We should be aware that people form impressions of us based not just on what we post on our profiles but also on our friends and the content that they post on our profiles. In short, as in our offline lives, we are judged online by the company we keep.^[12] The difference is, though, that via Facebook a person (unless blocked or limited by privacy settings) can see our entire online social network and friends, which doesn't happen offline. The information on our Facebook profiles is also archived, meaning there is a record the likes of which doesn't exist in offline interactions. Recent research found that a person's perception of a profile owner's attractiveness is influenced by the attractiveness of the friends shown on the profile. In short, a profile owner is judged more physically attractive when his or her friends are judged as physically attractive, and vice versa. The profile owner is also judged as more socially attractive (likable, friendly) when his or her friends are judged as physically attractive. The study also found that complimentary and friendly statements made about profile owners on their wall or on profile comments increased perceptions of

the profile owner's social attractiveness and credibility. An interesting, but not surprising, gender double standard also emerged. When statements containing sexual remarks or references to the profile owner's excessive drinking were posted on the profile, perceptions of attractiveness increased if the profile owner was male and decreased if female.^[13]

Self-disclosure is a fundamental building block of interpersonal relationships, and new media make self-disclosures easier for many people because of the lack of immediacy, meaning the fact that a message is sent through electronic means arouses less anxiety or inhibition than would a face-to-face exchange. SNSs provide opportunities for social support. Research has found that Facebook communication behaviors such as "friending" someone or responding to a request posted on someone's wall lead people to feel a sense of attachment and perceive that others are reliable and helpful.^[14] Much of the research on Facebook, though, has focused on the less intimate alliances that we maintain through social media. Since most people maintain offline contact with their close friends and family, Facebook is more of a supplement to interpersonal communication. Since most people's Facebook "friend" networks are composed primarily of people with whom they have less face-to-face contact in their daily lives, Facebook provides an alternative space for interaction that can more easily fit into a person's busy schedule or interest area. For example, to stay connected, both people don't have to look at each other's profiles simultaneously. I often catch up on a friend by scrolling through a couple weeks of timeline posts rather than checking in daily.

The space provided by SNSs can also help reduce some of the stress we feel in regards to relational maintenance or staying in touch by allowing for more convenient contact. The expectations for regular contact with our Facebook friends who are in our extended network are minimal. An occasional comment on a photo or status update or an even easier click on the "like" button can help maintain those relationships. However, when we post something asking for information, help, social support, or advice, those in the extended network may play a more important role and allow us to access resources and viewpoints beyond those in our closer circles. And research shows that many people ask for informational help through their status updates.^[15]

These extended networks serve important purposes, one of which is to provide access to new information and different perspectives than those we may get from close friends and family. For example, since we tend to have significant others that are more similar to than different from us, the people that we are closest to are likely to share many or most of our beliefs, attitudes, and values. Extended contacts, however, may expose us to different political views or new sources of information, which can help broaden our perspectives. The content in this section hopefully captures what I'm sure you have already experienced in your own engagement with new media—that new media have important implications for our interpersonal relationships. Given that, we will end this chapter with a "Getting Competent" feature box that discusses some tips on how to competently use social media.

"Getting Competent": Using Social Media Competently Objectives

We all have a growing log of personal information stored on the Internet, and some of it is under our control and some of it isn't. We also have increasingly diverse social networks that require us to be cognizant of the information we make available and how we present ourselves. While we can't control all the information about ourselves online or the impressions people form, we can more competently engage with social media so that we are getting the most out of it in both personal and professional contexts.

A quick search on Google for "social media dos and don'ts" will yield around 100,000 results, which shows that there's no shortage of advice about how to competently use social media. I'll offer some of the most important dos and don'ts that I found that relate to communication.^[16] Feel free to do your own research on specific areas of concern.

Be consistent. Given that most people have multiple social media accounts, it's important to have some degree of consistency. At least at the top level of your profile (the part that isn't limited by privacy settings), include information that you don't mind anyone seeing.

Know what's out there. Since the top level of many social media sites are visible in Google search results, you should monitor how these appear to others by regularly (about once a month) doing a Google search using various iterations of your name. Putting your name in quotation marks will help target your results. Make sure you're logged out of all your accounts and then click on the various results to see what others can see.

Think before you post. Software that enable people to take "screen shots" or download videos and tools that archive web pages can be used without our knowledge to create records of what you post. While it is still a good idea to go through your online content and "clean up" materials that may form unfavorable impressions, it is even a better idea to not put that information out there in the first place. Posting something about how you hate school or your job or a specific person may be

done in the heat of the moment and forgotten, but a potential employer might find that information and form a negative impression even if it's months or years old.

Be familiar with privacy settings. If you are trying to expand your social network, it may be counterproductive to put your Facebook or Twitter account on “lockdown,” but it is beneficial to know what levels of control you have and to take advantage of them. For example, I have a “Limited Profile” list on Facebook to which I assign new contacts or people with whom I am not very close. You can also create groups of contacts on various social media sites so that only certain people see certain information.

Be a gatekeeper for your network. Do not accept friend requests or followers that you do not know. Not only could these requests be sent from “bots” that might skim your personal info or monitor your activity; they could be from people that might make you look bad. Remember, we learned earlier that people form impressions based on those with whom we are connected. You can always send a private message to someone asking how he or she knows you or do some research by Googling his or her name or username.

1. Identify information that you might want to limit for each of the following audiences: friends, family, and employers.
2. Google your name (remember to use multiple forms and to put them in quotation marks). Do the same with any usernames that are associated with your name (e.g., you can Google your Twitter handle or an e-mail address). What information came up? Were you surprised by anything?
3. What strategies can you use to help manage the impressions you form on social media?

Key Takeaways

New media affect the self as we develop a higher degree of self-consciousness due to the increased visibility of our lives (including pictures, life events, and communication). The constant connectivity that comes with new media can also help us feel more connected to others and create anxiety due to overstimulation or a fear of being cut off.

New media affect interpersonal relationships, as conceptions of relationships are influenced by new points of connection such as “being Facebook friends.” While some people have critiqued social media for lessening the importance of face-to-face interaction, some communication scholars have found that online networks provide important opportunities to stay connected, receive emotional support, and broaden our perspectives in ways that traditional offline networks do not.

Getting integrated: Social networking sites (SNSs) can present interpersonal challenges related to self-disclosure and self-presentation since we use them in academic, professional, personal, and civic contexts. Given that people from all those contexts may have access to our profile, we have to be competent in regards to what we disclose and how we present ourselves to people from different contexts (or be really good at managing privacy settings so that only certain information is available to certain people).

Exercises

Discuss the notion that social media has increased our degree of self-consciousness. Do you agree? Why or why not?

Do you find the constant connectivity that comes with personal media overstimulating or comforting?

Have you noticed a “graying” of social media like Facebook and Twitter in your own networks? What opportunities and challenges are presented by intergenerational interactions on social media?

1. Jessica Roy, “Facebook, Skype Give Cosmetic Surgery Industry a Lift,” BetaBeat.com, July 11, 2012, accessed November 8, 2012, betabeat.com/2012/07/facebook-skype-plastic-surgery-cosmetic-increase-07112012. ↵
2. Jessica Vitak, Julia Crouse, and Robert LaRose, “Personal Internet Use at Work: Understanding Cyberslacking,” *Computers in Human Behavior* 27, no. 5 (2011): 1752. ↵
3. Hylton, Hilary. “Texting and Walking: Dangerous Mix.” *Time*, Mar. 2008. ↵
4. Brittney Fitzgerald, “Social Media Is Causing Anxiety, Study Finds,” *Huffington Post*, July 11, 2012, accessed November 8, 2012, www.huffingtonpost.com/2012/07/10/social-media-anxiety_n_1662224.html↵
5. Bonnie Kintzer, “Women Find Social Media Make Them More Social Offline, Too,” *Advertising Age*, July 9, 2012, accessed November 8, 2012, <http://adage.com/article/guest-columnists/women-find-social-media-makes-social-offline/235712>. ↵
6. Tracii Ryan and Sophia Xenos, “Who Uses Facebook? An Investigation into the Relationship between the Big Five, Shyness, Narcissism, Loneliness, and Facebook Usage,” *Computers in Human Behavior* 27, no. 5 (2011): 1659. ↵
7. Kathleen Richardson and Sue Hessey, “Archiving the Self?: Facebook as Biography of Social and Relational Memory,” *Journal of Information, Communication, and Ethics in Society* 7, no. 1 (2009): 29. ↵

8. Kathleen Richardson and Sue Hessey, “Archiving the Self?: Facebook as Biography of Social and Relational Memory,” *Journal of Information, Communication, and Ethics in Society* 7, no. 1 (2009): 32. ↵
9. Emily Christofides, Amy Muise, and Serge Desmarais, “Hey Mom, What’s on Your Facebook? Comparing Facebook Disclosure and Privacy in Adolescents and Adults,” *Social Psychological and Personality Science* 3, no. 1 (2012): 51. ↵
10. Jessica Vitak and Nicole B. Ellison, “‘There’s a Network Out There You Might as Well Tap’: Exploring the Benefits of and Barriers to Exchanging Informational and Support-Based Resources on Facebook,” *New Media and Society* (in press) ↵
11. Anita Gates, “For Baby Boomers, the Joys of Facebook,” *New York Times*, March 19, 2009, accessed November 8, 2012, <http://www.nytimes.com/2009/03/22/nyregion/new-jersey/22Rgen.html>. ↵
12. Joseph B. Walther, Brandon Van Der Heide, Sang-Yeon Kim, David Westerman, and Stephanie Tom Tong, “The Role of Friends’ Appearance and Behavior on Evaluations of Individuals on Facebook: Are We Known by the Company We Keep?” *Human Communication Research* 34 (2008): 29. ↵
13. Joseph B. Walther, Brandon Van Der Heide, Sang-Yeon Kim, David Westerman, and Stephanie Tom Tong, “The Role of Friends’ Appearance and Behavior on Evaluations of Individuals on Facebook: Are We Known by the Company We Keep?” *Human Communication Research* 34 (2008): 41–45. ↵
14. Jessica Vitak and Nicole B. Ellison, “‘There’s a Network Out There You Might as Well Tap’: Exploring the Benefits of and Barriers to Exchanging Informational and Support-Based Resources on Facebook,” *New Media and Society* (in press) ↵
15. Jessica Vitak and Nicole B. Ellison, “‘There’s a Network Out There You Might as Well Tap’: Exploring the Benefits of and Barriers to Exchanging Informational and Support-Based Resources on Facebook,” *New Media and Society* (in press) ↵
16. Alison Doyle, “Top 10 Social Media Dos and Don’ts,” *About.com*, accessed November 8, 2012, <http://jobsearch.about.com/od/onlinecareernetworking/tp/socialmediajobsearch.htm>. ↵

This page titled [16.3: New Media, the Self, and Relationships](#) is shared under a [CC BY-NC-SA 3.0](#) license and was authored, remixed, and/or curated by [Anonymous](#).

Index

A

adaptors

[4.2: Types of Nonverbal Communication](#)

adjourning stage

[13.2: Small Group Development](#)

affective language

[3.3: Using Words Well](#)

American Sign Language

[8.1: Foundations of Culture and Identity](#)

annoyance swearing

[3.3: Using Words Well](#)

Antimiscegenation laws

[8.3: Intercultural Communication](#)

C

chronemics

[4.2: Types of Nonverbal Communication](#)

conflict

[6.2: Conflict and Interpersonal Communication](#)

conflict management styles

[6.2: Conflict and Interpersonal Communication](#)

conformity

[13.3: Small Group Dynamics](#)

D

diversity training

[8.1: Foundations of Culture and Identity](#)

E

emblems

[4.2: Types of Nonverbal Communication](#)

evocative language

[3.3: Using Words Well](#)

F

family time

[7.3: Communication and Families](#)

forming stage

[13.2: Small Group Development](#)

Friendship

[7.2: Communication and Friends](#)

G

gestures

[4.2: Types of Nonverbal Communication](#)

group climate

[13.3: Small Group Dynamics](#)

group cohesion

[13.3: Small Group Dynamics](#)

group pressures

[13.3: Small Group Dynamics](#)

group socialization

[13.3: Small Group Dynamics](#)

groupthink

[13.3: Small Group Dynamics](#)

H

haptics

[4.2: Types of Nonverbal Communication](#)

hazing

[13.3: Small Group Dynamics](#)

I

illustrators

[4.2: Types of Nonverbal Communication](#)

Interpersonal communication

[6.1: Principles of Interpersonal Communication](#)

interpersonal communication competence

[6.1: Principles of Interpersonal Communication](#)

K

kinesics

[4.2: Types of Nonverbal Communication](#)

L

leadership

[14.1: Leadership and Small Group Communication](#)

M

mass communication

[15.1: Technological Advances- From the Printing Press to the iPhone](#)

mass media

[15.1: Technological Advances- From the Printing Press to the iPhone](#)

N

nonverbal communication

[4.1: Principles and Functions of Nonverbal Communication](#)

[4.2: Types of Nonverbal Communication](#)

norming stage

[13.2: Small Group Development](#)

nuclear family

[7.3: Communication and Families](#)

O

oculesics

[4.2: Types of Nonverbal Communication](#)

P

paralanguage

[4.1: Principles and Functions of Nonverbal Communication](#)

performing stage

[13.2: Small Group Development](#)

physiological noise

[5.2: Barriers to Effective Listening](#)

Plagiarism

[9.3: Organizing](#)

proxemics

[4.2: Types of Nonverbal Communication](#)

psychological noise

[5.2: Barriers to Effective Listening](#)

S

shared identity

[13.1: Understanding Small Groups](#)

small group

[13.1: Understanding Small Groups](#)

social swearing

[3.3: Using Words Well](#)

storming stage

[13.2: Small Group Development](#)

V

vocalics

[4.2: Types of Nonverbal Communication](#)

Glossary

Ableism | A system of beliefs and practices that produces a physical and mental standard that is projected as normal for a human being and labels deviations from it abnormal.

abstract | An author-supplied summary of an academic article.

academic conferences | Local, regional, national, or international events at which students, teachers, professionals, and practitioners gather to discuss and share knowledge in a particular field of study.

Accents | Distinct styles of pronunciation.

accepting an award | A ceremonial speech in which a person briefly, graciously, and humbly accepts an award.

accommodating | Style of conflict management that may indicate a low concern for self and a high concern for other, is often viewed as passive or submissive, and may result in a lose/win situation.

Achievement-oriented leaders | Leaders who strive for excellence and set challenging goals, constantly seeking improvement and exhibiting confidence that group members can meet their high expectations.

Action-oriented listeners | Listeners who focus on what action needs to take place in regards to a received message and try to formulate an organized way to initiate that action.

Active listening | The process of pairing outwardly visible positive listening behaviors with positive cognitive listening practices.

Adaptors | Touching behaviors and movements that indicate internal states typically related to arousal or anxiety and may be directed at the self, others, or objects.

Adjacency pairs | Related communication structures that come one after the other (adjacent to each other) in an interaction.

adjourning | The stage of group development in which a group dissolves because it has completed its purpose or goal, membership is declining and support for the group no longer exists, or it is dissolved because of some other internal or external cause.

Affective language | Language used to express a person's feelings and create similar feelings in another person.

Aggressive listening | A bad listening practice in which people pay attention in order to attack something a speaker says.

airhead | A person who skirts his or her responsibilities by claiming ignorance when he or she actually understands or intentionally performs poorly on a task so the other group members question his or her intellectual abilities to handle other tasks.

Alternative media | Media that include a range of voices with diverse cultural identities and experiences, which counter the mainstream media that are controlled by and include the voices and perspectives of more privileged people.

altruistic lies | Lies told to build the self-esteem of another person, communicate loyalty, or bend the truth to spare someone from hurtful information.

Analogies | Type of supporting material that compares ideas, items, or circumstances.

Analogue media | Media that are created by encoding information onto a physical object that must then be paired with another device capable of reading that specific code.

Annoyance swearing | Swearing that provides a sense of relief as people use it to manage stress and tension, which can be a preferred alternative to physical aggression.

Antimiscegenation laws | Laws that made it illegal for people of different racial/ethnic groups to marry.

anxious attachment | Used to describe people with a desire for closeness but anxieties about being abandoned leading to self-doubts and emotional volatility.

Articulation | The clarity of sounds and words we produce.

artifacts | Possessions that communicate our identities.

Associative friendships | Mutually pleasurable relationships between acquaintances or associates that, although positive, lack the commitment of reciprocal friendships.

assumed similarity | Perceptual tendency to perceive others as similar to us.

audio monitor | Speaker or earpiece that allows a person on television to hear himself or herself, studio producers, or another person communicating from off-site.

audiovisual age | The period that extends from 1850 to 1990 and marks the invention and spread of radio, movies, and television.

avoidant attachment | Used to describe people who report discomfort with closeness and a reluctance to depend on others resulting in a pessimistic view of love and a fear of intimacy.

avoiding | Style of conflict management that may indicate a low concern for self and other, in which there is no direct communication about the conflict, and may result in a lose/lose situation.

avoiding stage | Relational interaction stage where people signal that they want to close down the lines of communication.

avowed identities | Identities that we claim for ourselves.

Back-channel cues | Verbal and nonverbal signals we send while someone is talking, which can consist of verbal cues like "uh-huh," "oh," and "right," and/or nonverbal cues like direct eye contact, head nods, and leaning forward.

bonding stage | Relational interaction stage that includes a public ritual that announces a formal commitment.

Books | The earliest form of communication to be distributed to the masses, which led to significant cultural and social transformation.

boomerang effect | Media-induced change that is counter to the desired change.

Brainstorming | Process of quickly generating ideas without prejudging them.

captive audience | An audience consisting of people who are required to be present.

Causal reasoning | Arguments that establish a relationship between a cause and an effect.

cause-effect pattern | Organizing a speech by setting up a relationship between ideas that shows a progression from origin to result or vice versa.

Ceremonial speaking | Speeches of praise, tribute, and celebration that bring audiences together on special occasions.

channel | The sensory route on which a message travels.

Chronemics | The study of how time affects communication.

chronological pattern | Organizing a speech based on time or sequence.

circumscribing stage | Relational interaction stage where communication decreases and certain areas or subjects become restricted as individuals verbally close themselves off from each other.

citizen journalism | Reporting done by individuals or small groups outside of the media establishment as a corrective to mainstream journalism, which may inaccurately report or underreport a story.

Civic engagement | Working to make a difference in our communities by improving the quality of life of community members; raising awareness about social, cultural, or political issues; or participating in a wide variety of political and nonpolitical processes.

code-switching | Changing accents, dialects, or languages.

Codes | Culturally agreed on and ever-changing systems of symbols that help us organize, understand, and generate meaning.

coercive power | Power that comes from the ability of a group member to provide a negative incentive.

cognitive dissonance | The mental discomfort that results when new information contradicts currently held beliefs, attitudes, or values.

Cognitive flexibility | The ability to continually supplement and revise existing knowledge to create new categories rather than forcing new information into old categories.

Cognitive restructuring | Strategy for managing public speaking anxiety that involves changing negative thought patterns about public speaking.

collaborating | Style of conflict management that shows a high degree of concern for self and other, usually indicates investment in the conflict and/or relationship, and results in a win/win situation.

Collectivistic cultures | Culture that values in-group identity over individual identity and values conformity to social norms of the in-group.

commissives | Language that commits the speaker to a certain course of action.

communication | The process of generating meaning by sending and receiving verbal and nonverbal symbols and signs that are influenced by multiple contexts.

communication competence | The knowledge of effective and appropriate communication patterns and the ability to use and adapt that knowledge in various contexts.

Communication ethics | The process of negotiating and reflecting on our actions and communication regarding what we believe to be right and wrong.

Communication to outside stakeholders | Messages sent from service providers to people who are not employed by the organization but conduct business with or support it.

Communication-orientation modification therapy | A cognitive restructuring strategy also known as COM therapy that addresses public speaking anxiety by viewing public speaking as a conversation rather than a performance.

communicative aggression | Recurring verbal or nonverbal communication that significantly and negatively affects a person's sense of self.

Companionate love | Overall stable and consistent affection felt between two people whose lives are interdependent.

competing | Style of conflict management that indicates a high concern for self and a low concern for other, in which one party attempts to win by gaining concessions or consent from another.

compliance-gaining communication | Communication aimed at getting people to do something or act in a particular way.

compromising | Style of conflict management that shows moderate concern for self and other, may indicate a low investment in the conflict and/or the relationship, and results in a partial win or partial loss for both parties.

Connotation | Definition that is based on emotion- or experience-based associations people have with a word.

Consensus rule | A decision-making technique in which all members of the group must agree on the same decision.

constant connectivity | A quality of personal media whereby we are "reachable" nearly all the time, which can be both comforting and anxiety inducing.

constructive criticism | Comments that are specific and descriptive enough for the receiver to apply them for the purpose of self-improvement.

Contact cultures | Cultural groups in which people stand closer together, engage in more eye contact, touch more frequently, and speak more loudly.

contaminated messages | Messages that include mixed or misleading expressions.

Content-oriented listeners | Listeners who like to listen to complex information and evaluate the content of a message, often from multiple perspectives, before drawing conclusions.

credibility | Audience members' perceptions of whether or not a speaker is competent, trustworthy, and/or engaging.

Crisis communication | Communication that occurs as a result of a major event outside of normal expectations that has potential negative results, runs the risk of escalating in intensity, may result in close media or government scrutiny, and creates pressure for a timely and effective response.

Critical listening | Listening with the goal of analyzing or evaluating a message.

Cross-gender friendships | Friendships between a male and a female.

Crowdsourcing | A decentralized model for problem solving in which people from various perspectives and positions offer proposals or information to solve a problem or create something new.

Cultivation theory | Media effects theory that states that media exposure, specifically to television, shapes our social reality by giving us a distorted view on the amount of violence and risk in the world.

Cultural bias | A skewed way of viewing or talking about a group that is typically negative.

Cultural context | Aspects of identities such as race, gender, nationality, ethnicity, sexual orientation, class, and ability that influence communication.

Cultural identities | Identities based on socially constructed categories that teach us a way of being and include expectations for social behavior.

cultural-individual dialectic | Dialectic that captures the interplay between patterned behaviors learned from a cultural group and individual behaviors that may be variations on or counter to those of the larger culture.

culture | The ongoing renegotiation of learned and patterned beliefs, attitudes, values, and behaviors.

Cyberslacking | The non-work-related use of new media while on the job.

dark side of relationships | Includes actions that are deemed unacceptable by society at large and actions that are unproductive for those in the relationship.

Demographics | Broad sociocultural categories such as age, gender, race, socioeconomic status, sexual orientation, education level, religion, ethnicity, and nationality that are used to segment a larger population.

Denotation | Definition that is accepted by the language group as a whole, or the dictionary definition of a word.

Dichotomies | Dualistic ways of thinking that highlight opposites, reducing the ability to see gradations that exist in between concepts.

differentiating stage | Relational interaction stage where communicating differences becomes a primary focus and people reestablish boundaries between themselves.

digital divide | The unequal access to technology and related skills that exists in much of the world.

digital media | Media similarly constructed with digital, binary code made up of ones and zeros.

digital rights management | Practice that involves embedding device- or program-specific codes into a digital product that limit its ability to be reproduced and/or used on multiple devices.

Directive leaders | Leaders who provide psychological structure for their group members by clearly communicating expectations, keeping a schedule and agenda, providing specific guidance as group members work toward the completion of their task, and taking the lead on setting and communicating group rules and procedures.

Directives | Utterances that try to get another person to do something.

Discriminative listening | A focused and usually instrumental type of listening that is primarily physiological and occurs mostly at the receiving stage of the listening process.

displacement | The unique human ability to talk about events that are removed in space or time from a speaker and situation.

Display rules | Sociocultural norms that influence emotional expression.

divergence | Using communication to emphasize the differences between you and your conversational partner.

dormant network | A network of people with whom users may not feel obligated to explicitly interact but may find comfort in knowing the connections exist.

Downward communication | Messages directed at audience members who hold lower positions on the organizational hierarchy than the sender.

DTR talk | A form of relationship-maintenance communication that defines the relationship between two people—often occurs in the early stages of a relationship to reduce uncertainty about where one stands with the other person.

Dynamism | Refers to the degree to which audience members perceive a speaker to be outgoing and animated.

Eavesdropping | A bad listening practice that involves a planned attempt to secretly listen to a conversation.

Emblems | Gestures that have specific agreed-on meanings.

Emergent leaders | Leaders who gain status and respect through engagement with the group and its task and are turned to by others as a resource when leadership is needed.

Emotion sharing | Communicating the circumstances, thoughts, and feelings surrounding an emotional event.

emotional contagion | The spreading of emotion from one person to another.

Emotional intelligence | The ability to monitor one's own and others' feelings and emotions, to discriminate among them, and to use this information to guide one's thinking and action.

Emotions | Physiological, behavioral, and/or communicative reactions to stimuli that are cognitively processed and experienced as emotional.

Empathetic listening | The most challenging form of listening, which occurs when we try to understand or experience what a speaker is thinking or feeling.

Esperanto | The most well-known and widely used auxiliary language that was intended to serve as a common international language.

essentialize | To reduce/overlook important variations within a group.

ethnocentrism | The tendency to view our own culture as superior to other cultures.

Ethos | Refers to the credibility of a speaker, which includes three dimensions: competence, trustworthiness, and dynamism.

eulogy | A speech honoring a person who has died.

example | A cited case that is representative of a larger whole.

expediter | A task-related role that functions to keep the group on track toward completing its task by managing the agenda and setting and assessing goals in order to monitor the group's progress.

experimenting stage | Relational interaction stage where people exchange information and often move from strangers to acquaintances.

Expert power | Power that comes from knowledge, skill, or expertise that a group member possesses and other group members do not.

Explanations | Type of supporting material that clarifies ideas by providing information about what something is, why something is the way it is, or how something works or came to be.

Extemporaneous delivery | Delivering a speech using a keyword and/or key-phrase outline after memorizing the general structure and main points of a speech.

External attributions | The process of connecting the cause of behaviors to situational factors.

Extradyadic romantic activity | Sexual or emotional interaction with someone other than a primary romantic partner.

eye contact | Element of nonverbal delivery that helps establish credibility and hold an audience's attention.

Face negotiation theory | Theory that argues people in all cultures negotiate face through communication encounters, and that cultural factors influence how we engage in facework, especially in conflicts.

Facial expressions | Movements of the face that help convey emotions and demonstrate enthusiasm during a speech.

Fallacies | Flaws within the logic or reasoning of an argument.

family celebrations | Formal family rituals that have more standardization between families, may be culturally specific, help transmit values and memories through generations, and include rites of passage and religious and secular holiday celebrations.

Family of orientation | Refers to people who share the same household and are connected by blood, legal bond, or who act/live as if they are connected by either.

Family traditions | Formal family rituals that vary widely from family to family and include birthdays, family reunions, and family vacations, among other things.

feasibility report | Future-oriented report that explores potential actions or steps and then makes recommendations for future action based on methodical evaluation.

Feedback | Messages sent in response to other messages.

Final reports | Reports presented at the conclusion of a task and similar to a progress report but including a discussion and analysis of the results of an effort.

Fluency hiccups | Unintended pauses in a speech.

formal outline | A full-sentence outline that helps a speaker prepare for and judge the coherence of a speech.

forming | The stage of development in which group members begin to reduce uncertainty associated with new relationships and/or new tasks through initial interactions that lay the foundation for later group dynamics.

Friends with benefits | Relationships that have the closeness of a friendship and the sexual activity of a romantic partnership without the expectations of romantic commitment or labels.

Friendships | Voluntary interpersonal relationships between two people who are usually equals and who mutually influence one another.

fundamental attribution error | A perceptual error through which we are more likely to explain others' behaviors using internal rather than external attributions.

gatekeeper | A group member who manages the flow of conversation in a group in order to achieve an appropriate balance so that all group members get to participate in a meaningful way.

gatekeeping function | Media outlets function to effect or control the information that is transmitted to their audiences.

gatewatching | A media criticism practice that seeks to correct or expand mainstream media reporting.

general purpose | The overarching purpose of your speech, which will be to inform, to persuade, or to entertain.

Gestures | Arm and hand movements used during a speech.

Globalization | A complex of interconnecting structural and cultural forces that aid the spread of ideas and technologies and influence the social and economic organization of societies.

Grammar | The rules that govern how words are used to make phrases and sentences.

Group climate | The relatively enduring tone and quality of group interaction that is experienced similarly by group members.

Group cohesion | The commitment of members to the purpose of the group and the degree of attraction among individuals within the group.

Group communication | Communication among three or more people interacting to achieve a shared goal.

group fantasies | Verbalized references to events outside the "here and now" of the group, including references to the group's past, predictions for the future, or other communication about people or events outside the group.

Group socialization | The process of teaching and learning the norms, rules, and expectations associated with group interaction and group member behaviors.

Groupthink | A negative group phenomenon characterized by a lack of critical evaluation of proposed ideas or courses of action that results from high levels of cohesion and/or high conformity pressures.

haptics | The study of communication by touch.

harmonizer | A group member who helps manage the various types of group conflict that emerge during group communication.

high-context communication | Communication style in which much of the meaning generated within an interaction comes from nonverbal or contextual cues rather than the verbal communication.

history/past-present/future dialectic | Dialectic that reminds us to acknowledge how the past informs our communication in the present, how the present influences our view of the past, and how the past and present will affect our future.

horizontal communication | Communication between colleagues or people who are on the same approximate level in the organizational hierarchy.

horn effect | Perceptual effect that occurs when initial negative perceptions lead us to view later interactions as negative.

hypodermic needle approach | An early theory of mass communication that suggests a sender constructs a message with a particular meaning that is "injected" or "shot" into individuals within the mass audience.

Identity needs | Needs related to the desire to present ourselves to others and be thought of in particular ways.

ideology of domination | Common belief system that makes it seem natural and normal for some people or groups to have power over others.

Illustrators | The most common type of gesture, used to illustrate the verbal message they accompany.

Immediacy behaviors | Verbal and nonverbal behaviors that lessen real or perceived physical and psychological distance between communicators.

implicit personality theories | An interpretation process that uses previous experience to generalize a person's overall personality from the limited traits we can perceive.

implicit personality theories | An interpretation process that uses previous experience to generalize a person's overall personality from the limited traits we can perceive.

impromptu delivery | Delivering a speech with little to no time to prepare.

impromptu delivery | Delivering a speech with little to no time to prepare.

Inductive reasoning | Arguments that persuade by citing examples that build to a conclusion.

inference-observation confusion | A frequent source of miscommunication that involves the misperception of an inference (conclusion based on limited information) as an observation (an observed or agreed-on fact).

Informal time | Applies to casual and interpersonal situations in which there is much more variation in terms of expectations for promptness.

information overload | A barrier to effective listening that occurs when a speech contains more information than audience members can process.

Information power | Power that comes from a person's ability to access information that comes through informal channels and well-established social and professional networks.

information provider | A role that includes behaviors that are more evenly shared than in other roles, as ideally, all group members present new ideas, initiate discussions of new topics, and contribute their own relevant knowledge and experiences.

information seeker | A group member who asks for more information, elaboration, or clarification on items relevant to the group's task.

Informational listening | Listening with the goal of comprehending and retaining information.

informative speaking | Speaking to teach an audience something using factual objective information.

Informing through definition | Informing by defining concepts clearly and concisely using synonyms or antonyms, use or function, examples, or etymology.

informing through demonstration | Informing by giving verbal directions about how to do something while also physically demonstrating the steps.

Informing through description | Informing by creating detailed verbal pictures.

Informing through explanation | Informing by sharing how something works, how something came to be, or why something happened.

initiating stage | Relational interaction stage where people size each other up and try to present themselves favorably.

Instrumental needs | Needs that help us get things done in our day-to-day lives and achieve short- and long-term goals.

integrating stage | Relational interaction stage where two people's identities and personalities merge and a sense of interdependence develops.

integrative learning | An approach that encourages students to reflect on how the content they are learning connects to other classes they have taken or are taking, their professional goals, and their civic responsibilities.

intensifying stage | Relational interaction stage where people indicate that they would like or are open to more intimacy, closeness, or interdependence.

Intercultural communication competence | The ability to communicate effectively and appropriately in various cultural contexts.

Intercultural relationships | Relationships formed between people with different cultural identities and includes friends, romantic partners, family, and coworkers.

interdependence | A characteristic of small groups that refers to a shared purpose and fate, meaning that each group member's actions affect every other group member.

intergenerational communication | Communication between people of different age groups.

Internet | A decentralized communications and information network that relies on the transmission of digital signals through cables, phone lines, and satellites, which are then relayed through network servers, modems, and computer processors.

Interpersonal attributions | Identifies the relationship between the sender and receiver as the cause of the disclosure.

Interpersonal communication | The process of exchanging messages between people whose lives mutually influence one another in unique ways in relation to social and cultural norms.

interpersonal communication competence | Our ability to communicate effectively and appropriately within our personal relationships.

Interpersonal conflict | Interactions in which there are real or perceived incompatible goals, scarce resources, or opposing viewpoints.

interpreter | A group member who helps manage the diversity within a group by mediating intercultural conflict, articulating common ground between different people, and generally creating a climate where difference is seen as an opportunity rather than as something to be feared.

intersectional reflexivity | A reflective practice by which we acknowledge intersecting identities, both privileged and disadvantaged, and implicate ourselves in social hierarchies and inequalities.

intersectionality | Acknowledges that we each have multiple cultures and identities that intersect with each other.

intimate terrorism | Violence used by one partner to have general control over the other.

Intrapersonal communication | Communication with oneself using internal vocalization or reflective thinking.

Jargon | Specialized words used by a certain group or profession.

Johari window | Concept that can be applied to a variety of interpersonal interactions in order to help us understand what parts of ourselves are open, hidden, blind, and unknown.

Judgments | Expressions of approval or disapproval that are subjective and not verifiable.

kinesics | Refers to the study of hand, arm, body, and face movements.

laissez-faire family | A family that is low in conversation and conformity orientations, has infrequent and/or short interactions, and doesn't discuss many topics.

Language acquisition | The process by which we learn to understand, produce, and use words to communicate within a given language group.

Leadership | A complex of beliefs, communication patterns, and behaviors that influence the functioning of a group and move a group toward the completion of its task.

learning styles | How individuals effectively receive and process information, including visual, auditory, and kinesthetic.

legitimate power | Power that flows from the officially recognized position, status, or title of a group member.

Listenable messages | Orally delivered messages that are tailored to be comprehended by a listener.

Listenable messages | Orally delivered messages that are tailored to be comprehended by a listener.

Listening | The learned process of receiving, interpreting, recalling, evaluating, and responding to verbal and nonverbal messages.

Listening environment | Characteristics and norms of an organization and its members that contribute to expectations for and perceptions about listening.

Logos | The reasoning or logic of an argument.

Long-term memory | A mental storage capability to which stimuli in short-term memory can be transferred if they are connected to existing schema. Once there, they can be stored indefinitely.

looking glass self | A concept that explains that we see ourselves reflected in other people's reactions to us and then form our self-concept based on how we believe other people see us.

low conformity orientation | A climate that encourages diversity of beliefs, attitudes, values, and behaviors and assertion of individuality.

magazines | The first national mass medium, reaching people all over the growing United States of the late 1700s and into the 1800s.

Majority rule | A decision-making technique in which a majority of one-half plus one must agree before a decision is made.

manuscript age | The period of human history that immediately predated the advent of mass media and began around 3500 BCE with the introduction of written texts and lasted until the printing revolution of 1450 CE.

manuscript delivery | Delivering a speech from a written or printed document that contains the entirety of the speech.

mass communication | Communication in which messages are transmitted to many people through print or electronic media.

matching hypothesis | States that people with similar levels of attractiveness will pair together.

Media convergence | The merging of technologies that were previously developed and used separately.

Media effects | The intended or unintended consequences of what the mass media does.

Media imperialism | The domination of other countries through exported media and the values and ideologies they contain.

media interview | Communication with a reporter or radio or television representative.

Media literacy | Our ability to critique and analyze the potential impact of the media.

medical model of disability | Model that places disability as an individual and medical rather than social or cultural issue.

memorized delivery | Delivering a speech word for word from memory.

mentoring relationship | Relationship in which one person functions as a guide, helping another navigate toward career goals.

message | The verbal or nonverbal content being conveyed in a communication encounter.

metaphor | An implicit comparison of two things that are not alike and/or are not typically associated.

mic fright | Increased nervousness due to the presence of a microphone.

Mindreading | Communication in which one person attributes something to the other using generalizations, usually leading to a defensive response that escalates conflict.

Minority rule | A decision-making technique in which a designated authority or expert has final say over a decision and may or may not consider the input of other group members.

mirroring | The often subconscious practice of using nonverbal cues that match those of others around us.

mixed messages | Messages in which verbal and nonverbal signals contradict each other.

Mnemonic devices | Techniques that can aid in information recall.

Monroe's Motivated Sequence | A five-step organization pattern that attempts to persuade an audience by making a topic relevant, using positive and/or negative motivation, and including a call to action.

Motivation | The root of a person's desire to foster intercultural relationships, which can be intrinsic or extrinsic.

Movies | The first mass medium to combine audio and visual electronic communication.

Narcissistic listening | Self-centered and self-absorbed listening in which listeners try to make the interaction about them.

negative motivation | Attempts to motivate an audience by implying or stating that failure to follow a speaker's advice will result in negative consequences.

Neologisms | Newly coined or used words.

Network overlap | The number of shared associations, including friends and family, that a couple has.

Newspapers | The first medium to serve as the chronicle of daily life in our society, providing regular coverage of events, both historic and mundane, and allowing us to learn about current events outside of our community and country.

nominal group technique | A discussion method that guides decision making through a four-step process that includes idea generation and evaluation and seeks to elicit equal contributions from all group members.

noncontact culture | Cultural groups in which people stand farther apart while talking, make less eye contact, and touch less during regular interactions.

nondominant identities | Identities that historically had and currently have less resources and influence.

nonverbal adaptors | Body movements triggered by anxiety that often occur unconsciously but are distracting for the audience.

Nonverbal communication | A process of generating meaning using behavior other than words.

Nonverbal congruence | Consistency among different nonverbal expressions within a cluster.

nonverbal leakage | Nonverbal behaviors that occur as we try to control the cognitive and physical changes that happen during states of cognitive and physical arousal.

Nonverbal signposts | Pauses and changes in rate, pitch, or volume that help emphasize transitions within a speech.

norming | The stage of group development in which the practices and expectations of the group are solidified, which leads to more stability, productivity, and cohesion within the group.

oculesics | The study of eye behaviors as nonverbal communication.

Organizing | The second part of the perception process, in which we sort and categorize information that we perceive based on innate and learned cognitive patterns.

ought self | Self that consists of the attributes you or someone else believes you *should* possess.

paralanguage | The vocalized but not verbal part of a spoken message, such as speaking rate, volume, and pitch.

parallel wording | Similar wording among key organizing signposts and main points that helps structure a speech.

paraphrase | A message that is rephrased in your own words.

Partial messages | Messages that are missing a relevant type of expression and can lead to misunderstanding and conflict.

Participative leaders | Leaders who work to include group members in the decision-making process by soliciting and considering their opinions and suggestions.

Partnered couples | Couples who live together and take additional steps to verbally, ceremonially, or legally claim their intentions to be together in a long-term committed relationship.

Pathos | Emotional appeals used by a speaker.

patriarchy | System of social structures and practices that maintains the values, priorities, and interests of men as a group.

Patterned family interactions | Frequent family rituals that do not have the degree of formality of traditions or celebrations.

peer coworker relationship | Relationship between two people who have no formal authority over the other and are interdependent in some way.

peer-review process | A rigorous form of review that takes several months to years and ensures that the information published has been vetted and approved by numerous experts on the subject.

People-oriented listeners | Listeners who are concerned about the emotional states of others and listen with the purpose of offering support in interpersonal relationships.

Perception | The process of selecting, organizing, and interpreting information.

Perception checking | A strategy to help us monitor our reactions to and perceptions about people and communication.

performing | The stage of group development in which group members work relatively smoothly toward the completion of a task or achievement of a purpose.

personal idioms | Communicative constructs between relational partners, such as nicknames, that create a sense of belonging and have unique meaning for those in the relationship but may not make sense to outsiders.

personal-contextual dialectic | Dialectic that highlights the connection between our personal patterns of and preferences for communicating and how various contexts influence the personal.

Personality | A person's general way of thinking, feeling, and behaving based on underlying motivations and impulses.

Personification | The attribution of human qualities or characteristics of other living things to nonhuman objects or abstract concepts.

Phatic communion | Scripted and routine verbal interactions that are intended to establish social bonds rather than actually exchange meaning.

Physical context | The environmental factors in a communication encounter.

Physical needs | Needs that keep our bodies and minds functioning.

physical relaxation exercises | Strategy for managing public speaking anxiety that uses breathing and stretching to address the physiological responses to anxiety.

piracy | The unlawful reproduction and/or distribution of intellectual property or other copyrighted material.

Pitch | How high or low your voice is.

polychronic | A flexible cultural orientation toward time in which relationships are often valued above schedules and scheduling appointments at the same time and being late for or missing appointments may not be a violation of norms.

positive visualization | A cognitive restructuring strategy that addresses public speaking anxiety by visualizing success as a speaker rather than focusing on negative thoughts.

Posture | Position we assume with our body, either intentionally or out of habit.

Prejudice | Negative feelings or attitudes toward people based on their identity or identities.

presenting an award | A ceremonial speech meant to enhance the value of an award and honor the person receiving it.

primacy effect | Perceptual tendency to place more value on the first information we receive about a person.

Primary emotions | Innate emotions that are experienced for short periods of time, appear rapidly, and are expressed similarly across cultures.

primary groups | Long-lasting groups that are formed based on relationships and include significant others.

Primary sources | Materials written by people with firsthand experience with an event or researchers/scholars who conducted original research.

primary tension | Group tension based on uncertainty that is a natural part of initial interactions.

print age | The period that extended from 1450 to 1850 and marked the birth and rise of the first mass medium.

problem question | A question that will guide the group as it generates possible solutions.

problem statement | A single sentence that summarizes the problem facing the group.

problem-solution pattern | Organizing a speech by presenting a problem and then offering a solution.

Procedural conflict | Group conflict that emerges from disagreements or trouble with the mechanics of group operations.

pronunciation | Speaking words correctly.

Propositions of policy | Arguments that persuade that something "should or shouldn't" be done.

proxemic information | Information that is geographically relevant to the audience.

Proxemics | The study of how space and distance influence communication.

Pseudo-listening | Behaving as if you're paying attention to a speaker when you're actually not.

Psychological audience analysis | Analysis that considers your audience's psychological dispositions toward the topic, speaker, and occasion and how their attitudes, beliefs, and values inform those dispositions.

Psychological context | The mental and emotional factors in a communication encounter.

Psychological noise | Noise stemming from our psychological states, including moods and level of arousal, that can impede listening.

public advocacy | Engaging people through responsible communication that seeks to make a better world for our loved ones and our communities.

Public communication | A sender-focused form of communication in which one person is typically responsible for conveying information to an audience.

Public speaking anxiety | A type of communication apprehension that produces physiological, cognitive, and behavioral reactions in people when faced with a real or imagined presentation.

Punctuation | The structuring of information into a timeline to determine the cause (stimulus) and effect (response) of our communication interactions.

race | A socially constructed category based on differences in appearance that has been used to create hierarchies that privilege some and disadvantage others.

Rate | How fast or slow you speak.

Reasoning by analogy | Arguments that claim what is true in one set of circumstances will be true in another.

recency effect | Speaking strategy in which the best information is presented last in a speech in order to leave a strong final impression.

Receptive friendships | Friendships that include a status differential that makes the relationship asymmetrical.

reciprocal effect | The interactive relationship between the media and the subject being covered through which the media attention received by a person or event influences the way the person acts or the way the event functions.

recorder | A group member who takes notes on the discussion and activities that occur during a group meeting.

Reference librarians | Information-retrieval experts at college and university libraries.

Referent power | Power that comes from the attractiveness, likeability, and charisma of the group member.

Relational context | The previous interpersonal history and type of relationship we have with a person.

Relational needs | Needs that help us maintain social bonds and interpersonal relationships.

Relational-oriented groups | Groups formed to promote interpersonal connections and that are more focused on quality interactions that contribute to the well-being of group members.

Relationship rituals | Communicative acts that take on more symbolic meaning than relationship routines and may be adapted from established cultural rituals such as holidays or anniversaries or may be highly individualized and specific to a relationship.

relationship routines | Communicative acts that create a sense of predictability in a relationship that is often comforting.

relationship schemata | The expectations or blueprints we bring into our interpersonal relationships based on our social and cultural experiences.

Response preparation | Our tendency to rehearse what we are going to say next while a speaker is still talking.

rhetoric | The art of speaking well and persuasively.

rhetorical question | A question posed to the audience that is designed to elicit a mental response.

safety needs | Human need to preserve the safety of ourselves and our loved ones.

Salience | The degree to which something attracts our attention in a particular context.

Schemata | Databases of stored, related information that we use to interpret new experiences.

Secondary emotions | Emotions that develop over time, take longer to fade away, and require higher-order thinking to process.

secondary groups | Groups characterized by less frequent face-to-face interactions, less emotional and relational communication, and more task-related communication than primary groups.

secondary sources | Sources that compile and summarize research done by others.

Secondary tension | Tension that emerges after groups have passed the forming stage of group development and begin to have conflict over member roles, differing ideas, and personality conflicts.

secure attachment | Used to describe people who are comfortable with intimacy and dependence and have few self-doubts resulting in generally effective emotion management.

Selecting | The first part of the perception process, in which we focus our attention on certain incoming sensory information.

selective attention | Our tendency to pay attention to the messages that benefit us in some way and filter others out.

self-centered roles | Negative group roles that divert attention from the task to the group member exhibiting the behavior. These roles include the central negative, monopolizer, stage hog, egghead, self-confessor, insecure compliment seeker, and joker.

Self-concept | The overall idea of who a person thinks he or she is.

Self-disclosure | Purposeful disclosure of personal information to another person.

Self-Efficacy | The judgments people make about their ability to perform a task within a specific context.

self-enhancement bias | Self-presentation bias that refers to our tendency to emphasize our desirable qualities.

Self-esteem | The judgments and evaluations we make about our self-concept.

self-esteem needs | Human need to think well of ourselves and have others think well of us.

Self-fulfilling prophecies | Thought and action patterns in which a person's false belief triggers a behavior that makes the initial false belief actually or seemingly come true.

Self-presentation | The process of strategically concealing or revealing personal information in order to influence others' perceptions.

self-serving bias | A perceptual error through which we overattribute the cause of our successes to internal personal factors while overattributing our failures to external factors beyond our control.

Self-serving self-presentation | Strategically exhibiting behaviors that present a person as highly skilled, willing to challenge others, and someone not to be messed with.

semantic noise | Noise that occurs in the encoding and decoding process when the participants do not understand a symbol.

serial arguing | A repeated pattern of disagreement over an issue.

Sex | Classification based on biological characteristics, including external genitalia, internal sex organs, chromosomes, and hormones.

Sexual conflict | Conflict that can result when couples disagree over frequency or type of sexual activities.

Sexual orientation | A person's primary emotional and physical attraction and activity.

Signposts | Statements that help audience members navigate the turns of a speech.

simile | A direct comparison of two things using the words *like* or *as*.

Situational audience analysis | Analysis that considers the physical surroundings and setting of a speech.

Situational couple violence | Violence provoked by a particular situation that does not involve a quest for control in the relationship.

Skills training | Strategy for managing public speaking anxiety that focuses on learning skills that will improve specific speaking behaviors.

Slang | New or adapted words that are specific to a group, context, and/or time period, regarded as less formal, and representative of people's creative play with language.

Small group communication | Interactions among three or more people who are connected through a common purpose, mutual influence, and a shared identity.

Social cohesion | The attraction and liking among group members.

Social comparison theory | Theory that explains how we describe and evaluate ourselves in terms of how we compare to other people.

Social constructionism | A view that argues the self is formed through our interactions with others and in relationship to social, cultural, and political contexts.

Social context | The stated rules or unstated norms that guide communication.

Social exchange theory | Theory that states we weigh the costs and rewards in our relationships.

social identities | Identities that are derived from involvement in social groups with which we are interpersonally committed.

Social learning theory | States that media portrayals influence our development of schemata or scripts, especially as children, about different groups of people.

social loafing | Tendency for some members of small groups to contribute less to the group than other members or than they would if working alone.

social needs | Human need to belong to supportive and caring groups.

social networking sites | Sites that are an influential part of Web 2.0 and allow users to build a public or semipublic profile, create a network of connections to other people, and view other people's profiles and networks of connections.

Social penetration theory | Theory that states we engage in a reciprocal process of self-disclosure that changes in breadth and depth and affects how a relationship progresses.

Social relationships | Relationships that occasionally meet our needs and lack the closeness and interdependence of personal relationships.

sound bite | A verbal bullet point that is about ten seconds or twenty-six words long.

spatial pattern | Organizing the main points of a speech based on their layout or proximity to each other.

Speaking in education/training and development | Speaking that involves students delivering a lecture, facilitating a discussion, or running an activity as if they were actually teaching or training.

Speaking in science and math | Speaking that usually focuses on using established methods and logic to find and report objective results.

Speaking in technical courses | Speaking that focuses on learning through testing, replication, and design and then translating the technical information involved in those processes into lay terms.

Speaking in the arts and humanities | Speaking that usually involves creating and explaining original works of art or critiquing, reviewing, or comparing and contrasting existing literature, art, philosophies, or historical texts in ways that connect the historical and contemporary.

Speaking in the social sciences | Speaking driven by quantitative or qualitative data reviewed in existing literature or from original research projects that focus on historical or current social issues.

speaking outline | A keyword and phrase outline that helps a speaker deliver a speech.

Special peers | Peers who have high levels of self-disclosure with relatively few limitations and are highly interdependent in terms of providing emotional and professional support for one another.

specific purpose | A one-sentence statement that is audience centered and includes the objective a speaker wants to accomplish in his or her speech.

speech of introduction | A ceremonial speech in which one speaker briefly introduces an upcoming speaker who is usually the focus of the occasion.

speech of tribute | A longer and more formal version of a toast that establishes why a person, group, or concept is worthy of praise.

Spokespeople | Speakers who communicate with external audiences, primarily the media, on behalf of an individual or group.

stagnating stage | Relational interaction stage where the relationship may come to a standstill, as individuals wait for the relationship to end.

State CA | Anxiety related to communication that occurs in a particular situation and time.

static-dynamic dialectic | Dialectic that suggests culture and communication change over time, yet often appear to be and are experienced as stable.

Statistics | Numerical representations of information.

Status reports | Reports that focus on a specific project or task or simply report on the regular functioning of a group.

Stereotypes | Sets of beliefs that we develop about groups, which we then apply to individuals from that group.

storming | The stage of group development in which conflict emerges as people begin to perform their various roles, have their ideas heard, and negotiate where they fit in the group's structure.

Subordinate points | Points that provide evidence or support for a main idea or thesis.

Substantive conflict | Group conflict that focuses on group members' differing beliefs, attitudes, values, or ideas related to the purpose or task of the group.

supervisor-subordinate relationship | Relationship based in mentoring, friendship, or romance that includes two people, one of whom has formal authority over the other.

supporter | A role characterized by communication behaviors that encourage other group members and provide emotional support as needed.

Supportive leaders | Leaders who show concern for their followers' needs and emotions.

supportive messages | Messages communicated in an open, honest, and nonconfrontational way.

syllogism | An example of deductive reasoning in which a conclusion is supported by major and minor premises.

symbol | Something, like a word or gesture, that stands in for or represents something else.

Synergy | Refers to the potential for gains in performance or heightened quality of interactions when complementary members or member characteristics are added to existing ones.

systematic desensitization | Strategy for managing public speaking anxiety that involves repeated real or imagined exposure to public speaking to reduce uncertainty and novelty.

Task-oriented groups | Groups formed to solve a problem, promote a cause, or generate ideas or information.

Teams | Task-oriented groups in which members are especially loyal and dedicated to the task and other group members.

technical briefings | Briefings that provide instructions on the use or function of something.

telegraph | Communication device invented in the 1840s that transmitted Morse code across cables using electric pulses, making it the first nearly instant one-to-one communication technology.

television | The first mass medium capable of instantly and wirelessly transmitting audio and visual signals.

tension releaser | A role filled by someone who is naturally funny and sensitive to the personalities of the group and the dynamics of any given situation and who uses these qualities to manage the frustration level of the group.

terminating stage | Relational interaction stage where a relationship ends.

Territoriality | An innate drive to take up and defend spaces.

Testimony | Quoted information from people with direct knowledge about a subject or situation.

theory of triangles | Theory that examines the relationship between three domains of activity: the primary partnership (corner 1), the inner self (corner 2), and important outside interests (corner 3).

thesis statement | A one-sentence summary of the central idea of your speech that you will either explain or defend.

This I Believe speeches | Speeches that encourage people to use the power of their voice to speak from a personal context in a way can inspire, motivate, and resonate with others.

Tie signs | Nonverbal cues that communicate intimacy and signal the connection between two people.

Time-oriented listeners | Listeners who are more concerned about time limits and time lines than they are with the content or senders of a message.

toast | A ceremonial speech that praises or conveys goodwill or blessings in honor of a person, accomplishment, or event.

Tolerance for uncertainty | An individual's attitude about and level of comfort in uncertain situations.

topical pattern | Organizing a speech by logically dividing a large topic or idea into smaller topics or ideas.

training | Presentations that prepare new employees for their jobs or provide instruction or development opportunities for existing employees.

transaction model of communication | Describes communication as a process in which communicators generate social realities within social, relational, and cultural contexts.

Transgender | An umbrella term for people whose gender identity and/or expression does not match the gender they were assigned at birth.

transmission model of communication | Describes communication as a linear, one-way process in which a sender intentionally transmits a message to a receiver.

triangle of meaning | A model of communication that indicates the relationship among a thought, symbol, and referent, and highlights the indirect relationship between the symbol and referent.

Trustworthiness | The degree to which audience members perceive a speaker to be presenting accurate, credible information in a nonmanipulative way.

truth bias | Our tendency to believe that people are telling the truth, especially if we know and like them.

unconscious competence | Communicating competently without straining to do so.

unproductive roles | Negative group roles that prevent or make it more difficult for the group to make progress. These roles include the blocker, withdrawer, aggressor, and doormat.

unsupportive messages | Messages that can make others respond defensively, which can lead to feelings of separation and actual separation or dissolution of a relationship.

Upward communication | Speeches, proposals, or briefings that are directed at audience members who hold higher positions in the organizational hierarchy than the sender.

Verbal expressions | Language that helps us communicate our observations, thoughts, feelings, and needs.

Verbal fillers | Words that speakers use to fill in a gap between what they were saying and what they will say next.

Video monitors | Televisions that allow on-air people to monitor their movements and see what viewers are seeing.

Violent resistance | Violence that is often a reaction or response to intimate terrorism.

Virtual groups | Groups that take advantage of new technologies and meet exclusively or primarily online to achieve their purpose or goal.

Visual aids | Materials that reinforce speech content visually, which helps amplify the speaker's message.

Vocal variety | Variations in rate, volume, and pitch that make a speech more engaging.

Vocal warm-up exercises | Exercises targeted at warming up muscles of the face and mouth to reduce fluency issues that occur when speaking and contribute to speaking anxiety.

Vocalics | The study of paralanguage, which includes the vocal qualities that go along with verbal messages, such as pitch, volume, rate, vocal quality, and verbal fillers.

Volume | How loud or soft you speak.

voluntary audience | An audience consisting of people who chose to be present.

warrant | The underlying justification that connects the claim and evidence.

wireless telegraph | Communication device that used electromagnetic waves to transmit signals coded into pulses and was the precursor to radio.

Workplace romances | Relationships that involve two coworkers who are emotionally and physically attracted to one another.

Detailed Licensing

Overview

Title: [Communication in the Real World - An Introduction to Communication Studies](#)

Webpages: 88

Applicable Restrictions: Noncommercial

All licenses found:

- [CC BY-NC-SA 3.0](#): 89.8% (79 pages)
- [Undeclared](#): 10.2% (9 pages)

By Page

- [Communication in the Real World - An Introduction to Communication Studies](#) - [CC BY-NC-SA 3.0](#)
 - [Front Matter](#) - [Undeclared](#)
 - [TitlePage](#) - [Undeclared](#)
 - [InfoPage](#) - [Undeclared](#)
 - [Table of Contents](#) - [Undeclared](#)
 - [Licensing](#) - [Undeclared](#)
 - [1: Introduction to Communication Studies](#) - [CC BY-NC-SA 3.0](#)
 - [1.1: Communication - History and Forms](#) - [CC BY-NC-SA 3.0](#)
 - [1.2: The Communication Process](#) - [CC BY-NC-SA 3.0](#)
 - [1.3: Communication Principles](#) - [CC BY-NC-SA 3.0](#)
 - [1.4: Communication Competence](#) - [CC BY-NC-SA 3.0](#)
 - [2: Communication and Perception](#) - [CC BY-NC-SA 3.0](#)
 - [2.1: Perception Process](#) - [CC BY-NC-SA 3.0](#)
 - [2.2: Perceiving Others](#) - [CC BY-NC-SA 3.0](#)
 - [2.3: Perceiving and Presenting Self](#) - [CC BY-NC-SA 3.0](#)
 - [2.4: Improving Perception](#) - [CC BY-NC-SA 3.0](#)
 - [3: Verbal Communication](#) - [CC BY-NC-SA 3.0](#)
 - [3.1: Language and Meaning](#) - [CC BY-NC-SA 3.0](#)
 - [3.2: Functions of Language](#) - [CC BY-NC-SA 3.0](#)
 - [3.3: Using Words Well](#) - [CC BY-NC-SA 3.0](#)
 - [3.4: Language, Society, and Culture](#) - [CC BY-NC-SA 3.0](#)
 - [4: Nonverbal Communication](#) - [CC BY-NC-SA 3.0](#)
 - [4.1: Principles and Functions of Nonverbal Communication](#) - [CC BY-NC-SA 3.0](#)
 - [4.2: Types of Nonverbal Communication](#) - [CC BY-NC-SA 3.0](#)
 - [4.3: Nonverbal Communication Competence](#) - [CC BY-NC-SA 3.0](#)
 - [4.4: Nonverbal Communication in Context](#) - [CC BY-NC-SA 3.0](#)
 - [5: Listening](#) - [CC BY-NC-SA 3.0](#)
 - [5.1: Understanding How and Why We Listen](#) - [CC BY-NC-SA 3.0](#)
 - [5.2: Barriers to Effective Listening](#) - [CC BY-NC-SA 3.0](#)
 - [5.3: Improving Listening Competence](#) - [CC BY-NC-SA 3.0](#)
 - [5.4: Listenable Messages and Effective Feedback](#) - [CC BY-NC-SA 3.0](#)
 - [6: Interpersonal Communication Processes](#) - [CC BY-NC-SA 3.0](#)
 - [6.1: Principles of Interpersonal Communication](#) - [CC BY-NC-SA 3.0](#)
 - [6.2: Conflict and Interpersonal Communication](#) - [CC BY-NC-SA 3.0](#)
 - [6.3: Emotions and Interpersonal Communication](#) - [CC BY-NC-SA 3.0](#)
 - [6.4: Self-Disclosure and Interpersonal Communication](#) - [CC BY-NC-SA 3.0](#)
 - [7: Communication in Relationships](#) - [CC BY-NC-SA 3.0](#)
 - [7.1: Foundations of Relationships](#) - [CC BY-NC-SA 3.0](#)
 - [7.2: Communication and Friends](#) - [CC BY-NC-SA 3.0](#)
 - [7.3: Communication and Families](#) - [CC BY-NC-SA 3.0](#)
 - [7.4: Romantic Relationships](#) - [CC BY-NC-SA 3.0](#)
 - [7.5: Relationships at Work](#) - [CC BY-NC-SA 3.0](#)
 - [7.6: The Dark Side of Relationships](#) - [CC BY-NC-SA 3.0](#)
 - [8: Culture and Communication](#) - [CC BY-NC-SA 3.0](#)
 - [8.1: Foundations of Culture and Identity](#) - [CC BY-NC-SA 3.0](#)
 - [8.2: Exploring Specific Cultural Identities](#) - [CC BY-NC-SA 3.0](#)
 - [8.3: Intercultural Communication](#) - [CC BY-NC-SA 3.0](#)
 - [8.4: Intercultural Communication Competence](#) - [CC BY-NC-SA 3.0](#)
 - [9: Preparing a Speech](#) - [CC BY-NC-SA 3.0](#)

- 9.1: Selecting and Narrowing a Topic - *CC BY-NC-SA 3.0*
- 9.2: Researching and Supporting Your Speech - *CC BY-NC-SA 3.0*
- 9.3: Organizing - *CC BY-NC-SA 3.0*
- 9.4: Outlining - *CC BY-NC-SA 3.0*
- 10: Delivering a Speech - *CC BY-NC-SA 3.0*
 - 10.1: Managing Public Speaking Anxiety - *CC BY-NC-SA 3.0*
 - 10.2: Delivery Methods and Practice Sessions - *CC BY-NC-SA 3.0*
 - 10.3: Vocal Delivery - *CC BY-NC-SA 3.0*
 - 10.4: Physical Delivery - *CC BY-NC-SA 3.0*
- 11: Informative and Persuasive Speaking - *CC BY-NC-SA 3.0*
 - 11.1: Informative Speeches - *CC BY-NC-SA 3.0*
 - 11.2: Persuasive Speaking - *CC BY-NC-SA 3.0*
 - 11.3: Persuasive Reasoning and Fallacies - *CC BY-NC-SA 3.0*
 - 11.4: Persuasive Strategies - *CC BY-NC-SA 3.0*
- 12: Public Speaking in Various Contexts - *CC BY-NC-SA 3.0*
 - 12.1: Speaking in Personal and Civic Contexts - *CC BY-NC-SA 3.0*
 - 12.2: Speaking in Academic Settings - *CC BY-NC-SA 3.0*
 - 12.3: Speaking in Business Settings - *CC BY-NC-SA 3.0*
 - 12.4: Speaking via Electronic Media - *CC BY-NC-SA 3.0*
- 13: Small Group Communication - *CC BY-NC-SA 3.0*
 - 13.1: Understanding Small Groups - *CC BY-NC-SA 3.0*
 - 13.2: Small Group Development - *CC BY-NC-SA 3.0*
 - 13.3: Small Group Dynamics - *CC BY-NC-SA 3.0*
- 14: Leadership, Roles, and Problem Solving in Groups - *CC BY-NC-SA 3.0*
 - 14.1: Leadership and Small Group Communication - *CC BY-NC-SA 3.0*
 - 14.2: Group Member Roles - *CC BY-NC-SA 3.0*
 - 14.3: Problem Solving and Decision Making in Groups - *CC BY-NC-SA 3.0*
- 15: Media, Technology, and Communication - *CC BY-NC-SA 3.0*
 - 15.1: Technological Advances- From the Printing Press to the iPhone - *CC BY-NC-SA 3.0*
 - 15.2: Functions and Theories of Mass Communication - *CC BY-NC-SA 3.0*
 - 15.3: Mass Communication and Ethics - *CC BY-NC-SA 3.0*
- 16: New Media and Communication - *CC BY-NC-SA 3.0*
 - 16.1: New Media Technologies - *CC BY-NC-SA 3.0*
 - 16.2: New Media and Society - *CC BY-NC-SA 3.0*
 - 16.3: New Media, the Self, and Relationships - *CC BY-NC-SA 3.0*
- Back Matter - *Undeclared*
 - Index - *Undeclared*
 - Glossary - *Undeclared*
 - Detailed Licensing - *Undeclared*