

RESEARCH ARTICLE

Open Access



# A new reinforcement method for the conservation of fragile, double-sided, printed paper cultural relics

Jiaojiao Liu, Huiping Xing, Juanli Wang, Jing Cao, Xiaolian Chao, Zhihui Jia\* and Yuhu Li\*

## Abstract

Paper cultural relics such as double-sided printed newspapers and periodicals represent modern cultural heritage. Severe damage such as embrittlement, decay, and dreg generally occur to paper; hence, it urgently needs conservation and restoration. Therefore, herein, a new reinforcement method for the fragile double-sided printed paper cultural relics is proposed with cotton mesh and adhesive PVA217 as reinforcement materials. Using a computer measured and controlled folding endurance tester, a pendulum tensile strength tester, pH meter, pulp viscosimeter, and other instruments, the physical properties of newspaper samples before and after aging were evaluated. In addition, the mechanical properties, chromatic aberration and surface morphology of simulated samples before and after the cotton mesh reinforcement and Japanese washi paper reinforcement were assessed. The experimental results indicate that this new reinforcement method could effectively improve the physical strength, chromatic aberration and durability of the simulated samples. Widespread applications of this cotton mesh reinforcement method for the reinforcement and protection of the red revolutionary cultural relics such as double-sided printed newspaper and periodicals during the Republic of China era are foreseeable.

**Keywords:** Double-sided printing, Paper cultural relics, Cotton mesh, Restoration and reinforcement, Japanese washi paper

## Introduction

Since its invention, paper has become the primary medium for recording information throughout the world. Paper cultural relics (PCR) mainly include rare historical books, paintings and calligraphic works, newspapers, periodicals, etc., which are of great value in studies of culture, and history and ancient societies [1–5]. However, numerous paper cultural relics have become increasingly fragile though the ages in various environments and are in danger of severe damage [3–6]. The lignin oxidation [7] and acid-sizing [8] in these newspapers, periodicals, books and other double-sided printed paper cultural

relics (DSPPCR) caused the paper fibers to hydrolyze and oxidize. In addition, environmental conditions including air pollution, temperature and humidity, pests, microorganisms and UV light aggravate deterioration of PCR, in forms of yellowing, embrittlement, decay, breakage, dregs, and even breakage upon one single touch. As a result, the PCR are on the verge of self-integration [9, 10], as shown in Fig. 1. Hence, it is a challenge to effectively conserve and protect the double-sided printed-paper cultural relics due to the lack of scientific, reliable and practical technology for reinforcement and protection. Therefore, the research in reinforcement and protection of the DSPPCR in archives and museums is vital.

For protecting paper cultural relics, especially, those with printed words or characters on both sides, the ideal reinforcement materials should possess the properties of flexibility, transparency, long-term durability and

\*Correspondence: jzh1988@snnu.edu.cn; liyuhu@snnu.edu.cn  
Engineering Research Center of Historical Cultural Heritage Conservation, Ministry of Education, School of Materials Science and Engineering, Shaanxi Normal University, Xi'an 710119, China



© The Author(s) 2021. **Open Access** This article is licensed under a Creative Commons Attribution 4.0 International License, which permits use, sharing, adaptation, distribution and reproduction in any medium or format, as long as you give appropriate credit to the original author(s) and the source, provide a link to the Creative Commons licence, and indicate if changes were made. The images or other third party material in this article are included in the article's Creative Commons licence, unless indicated otherwise in a credit line to the material. If material is not included in the article's Creative Commons licence and your intended use is not permitted by statutory regulation or exceeds the permitted use, you will need to obtain permission directly from the copyright holder. To view a copy of this licence, visit <http://creativecommons.org/licenses/by/4.0/>. The Creative Commons Public Domain Dedication waiver (<http://creativecommons.org/publicdomain/zero/1.0/>) applies to the data made available in this article, unless otherwise stated in a credit line to the data.



**Fig. 1** Typical cases of embrittlement and decay of double-sided printed paper cultural relics: the status quo of newspapers collected in the late Qing Dynasty in the First Historical Archives of China (a); the present situation of newspaper during Xi'an Incident (b)

reversibility, etc. Previous researches on the paper reinforcement and restoration methods mainly include traditional mounting, silk mesh hot pressing, polyester film sealing,  $\gamma$ -radiation polymerization, electrospinning film, parylene crafting, and graft copolymerization coating [11–18]. However, all these methods have some unavoidable limitations. In the mounting method, it is hard to support the damaged paper with double-sided written or printed characters, and the mounting performance is not ideal. Silk mesh itself easily ages and falls off due to the aging-caused loss of adhesion. The polyester film changes the appearance, optical properties, texture, and thickness of paper, and easily hardens after aging. In the studies of effects of gamma irradiation on the paper relics, although gamma irradiation would affect the properties of paper, some researchers focused on the conditions in which the properties of the paper are affected as little as possible [19, 20]. Parylene protection needs to be performed under vacuum conditions, which involves complicated processes and strict conditions [21]. The graft polymerization coating can greatly protect the cellulose substrate, but the reinforcement is completed through chemical grafting reaction, which is difficult to separate after reinforcement, resulting in poor reversibility. Recently, one study [22] that caught our attention has introduced the silk mesh reinforcement and Japanese washi paper reinforcement for fragile, double-sided, printed paper cultural relics. The results indicate that Japanese washi paper reinforcement presented better mechanical properties and durability of treated simulated samples than silk mesh reinforcement. Therefore, it can be seen that researchers are always exploring new efficient, convenient, harmless, and long-term stable reinforcement methods for these DSPPCR.

Under such a background, taking into consideration the actual requirements for restoring and reinforcing paper cultural relics, it is very important that the reinforcement

materials should be well compatible with the raw materials forming the paper cultural relics in terms of the physical and chemical properties. Pure cotton yarn mesh and paper are both plant fibers. With the cellulose content close to 100%, its expansion and contraction rate are consistent with those of paper; hence, they are highly compatible. Pure cotton fiber is composed of several fine fibers similar to the rich hairiness. The structure endows the fiber with large specific surface area, which can enhance the mutual adhesion between the fiber and the paper. As a water-soluble synthetic polymer, polyvinyl alcohol (PVA) is non-toxic, odorless and transparent, and has good chemical resistance and high mechanical properties [23–25]. Therefore, PVA has been one of the most popular synthetic polymers in paper adhesive materials and packaging applications [26]. In this research, a new reinforcement method is proposed with cotton mesh reinforcement material and water-soluble adhesive PVA217 for the conservation of fragile, double-sided, printed paper cultural relics. By studying the effects of accelerated aging methods such as hygrothermal aging, dry heat aging, and ultraviolet (UV) light aging on the appearance, potential of hydrogen (pH), degree of polymerization (DP), lignin content and mechanical properties of modern newspapers, simulated newspaper samples were successfully prepared. Meanwhile, paper performance and conservation process have been comparatively studied between cotton mesh reinforcement and Japanese washi paper reinforcement. This cotton mesh reinforcement method is expected to lay the theoretical foundation and provide technical support for the conservation and restoration work on the acidified and decayed paper cultural relics, especially the DSPPCR.

## Experimental section

### Preparation of reinforcement material

A single cotton filament with a diameter of 75  $\mu\text{m}$  was selected and woven on a netting machine to form a

square grid with the side length of 1.5 mm. And 5.0 wt% PVA solution was sprayed on the grid using a spray gun and dried at room temperature. Then, it was cut from the netting frame to obtain the cotton mesh as reinforcement material.

#### Accelerated aging experiment

Dry heat, hygrothermal and UV-light accelerated aging methods were applied to prepare the simulated newspaper samples and evaluate the durability of the reinforcement methods. The dry heat accelerated aging test was performed for 21 days in a DHG-9245 A aging chamber at 105 °C according to ISO 5630-1:1991. The hygrothermal accelerated aging test was performed for 21 days in a DHG-9245 A aging chamber at 80 °C and 65% relative humidity (RH) as per GB/T 22,894–2008. The UV-light accelerated aging test was performed for 21 days in an ultraviolet lamp 60 W and the vertical distance was 5 cm.

#### Evaluation of simulated samples

To simulate the embrittlement situation of ancient DSP-PCR, three accelerated aging treatments were carried out on modern double-sided printed newspapers to prepare the simulated samples. 8% Alum aqueous solution was brushed on the samples before aging. After natural drying, the average pH of the samples was measured to be faintly acid. The cold extraction method was employed for pH testing according to the ISO 6588-1: 2012. Viscometric determinations of the average DP were performed according to the standard viscometric methods (BS ISO 5351:2004), using a pulp viscosimeter (PTITV2000/AKV, Frank-PTI, Germany) and fresh CED solvent (China Pulp and Paper Research Institute Co. Ltd, Beijing, China). Lignin content test was performed with three parallel experiments to obtain the average value according to the Pulps-Determination of acid-insoluble lignin (GB/T 747-2003).


#### Evaluation of reinforcement effect and durability

Tensile strength, folding endurance, scanning electron microscope (SEM), and chromatic aberration tests were performed to evaluate the results of the conservation treatment. The folding endurance of the 150 × 15 mm<sup>2</sup> size specimens was measured with the YT-CTM tester according to ISO 5626:1993 method. The tensile strength of 270 × 15 mm size specimens was measured with a QT-1136PC universal material testing machine (Gaotai Testing Instrument Co., Ltd, Dongguan, China) as per ISO 1924-2:1994 method. The samples were cut according to the machine (MD) and cross directions (CD) of the paper. The SU3500 tungsten filament SEM was utilized to characterize the samples, spray the gold 80 s on the sample surface with an ion sputtering instrument (30 mA), and observe and analyze the sample surface under an acceleration voltage of 5 kV. The X-RiteVS-450 spectrophotometer was applied to test the chromatic aberration  $\Delta E$ , which was evaluated by the CIE L\*a\*b\* system [27].

#### Reinforcement process

##### Japanese washi paper reinforcement process

As shown in Fig. 2, simulated newspaper samples were reinforced with Japanese washi paper (2 g/m<sup>2</sup>). A 1922 newspaper was used to describe the conservation workflow. First, deionized water was lightly sprayed on the object to relax the paper (Fig. 2a). After that, the wheat starch adhesive was brushed on one side of the newspaper with a soft wool brush (Fig. 2b), which was followed by placing the Japanese washi paper onto the newspaper (Fig. 2c). The size of the Japanese washi paper was slightly larger than the size of the newspaper. The Japanese washi paper was gently brushed in order to flat surface and disperse adhesive (Fig. 2d). Mechanical paper was placed on the lined newspaper with brushing and pressure to absorb the excess water and bond tightly to the surface of the aged newspaper (Fig. 2e). Then, the same reinforcement procedure as above was used to reinforce the other side of aged newspaper (Fig. 2f–i). Finally, the lined



**Fig. 2** The workflow of the Japanese washi paper reinforcement

newspaper was mounted on the Paper Wall or dried by machine until it was sufficiently dried. The aged newspaper after this treatment is shown in Fig. 2j.

**The cotton mesh reinforcement process**

As shown in Fig. 3, simulated newspapers samples were reinforced with the cotton mesh (300-yarn counts). A 1922 newspaper was used to describe the conservation workflow. The first step is to relax the paper with little deionized water (Fig. 3a). Then, cotton mesh was laid flatly on the paper to be reinforced, and the paper and the cotton mesh were kept flat (Fig. 3b). After that, a clean towel, steamed at a high temperature, was dipped in distilled water, wring dried until no water dripped, rolled into a roll and rolled on cotton mesh to completely adhere the cotton mesh and the newspaper (Fig. 3c). The soft magnetic strip was adsorbed around the newspaper, fixing it on the repair table and allowing it to be dried naturally (Fig. 3d).

**Results and discussion**

**Evaluation of simulated samples**


**Variations in appearance before and after aging**

To assess the merit and demerit of one treatment, some simulated samples instead of the precious 1922 newspapers would be required in order to study the mechanical and optical changes in treated newspapers. For accurate assessment results, it is important that simulated samples possess the similar properties of the 1922 newspapers as much as possible. Up to date, these double-sided printed papers made in the early 1922 (Fig. 1) had already lost their mechanical strength and appeared yellow after being exposed in various environments. Lignin oxidation in these double-sided printed papers produced


chromophores, causing papers to turn yellow. Yellowing is one of the early signs of the aging and deterioration of paper. The accelerated aging process significantly accelerates the rate of lignin oxidation, leading to reduced mechanical strength as well as changes in appearance. Three accelerated aging treatments were carried out on 2020 newspapers to prepare simulated newspaper samples. These three accelerated aging methods include dry heat aging, hygrothermal aging and UV aging. Variation in appearance of these simulated newspaper samples was as a simple evaluation method. As shown in Fig. 4, these simulated newspaper samples after three accelerated aging treatments appeared yellow and brittle, which are similar to the 1922 newspaper.

**Variations in pH values before and after aging**

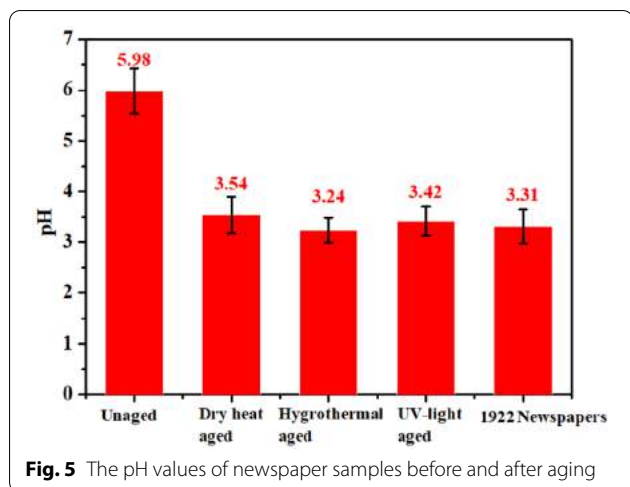
Paper cultural relics come into contact with acidic gases such as nitrogen dioxide and sulfur dioxide in the air, and then combine with water molecules in the air to form acids, which further change their pH values. Thereby, pH value could be another parameter to evaluate these simulated newspaper samples. To achieve the embrittlement and acidification of modern newspaper samples during the accelerated aging process, alum aqueous solution was applied to brush the surface of modern newspaper samples, further adjusting their pH values before aging to be weak acid. As shown in Fig. 5, newspaper samples before aging showed the pH value of 5.98. After three accelerated aging treatments, the pH values of the simulated newspaper samples increased in the order: hygrothermal aged < UV-light aged < dry heat aged. These results indicate that excessive humidity and high temperature in the hygrothermal aging process have a greater effect on the formation of paper acidity than UV light and high



**Fig. 3** The workflow of the cotton mesh reinforcement



**Fig. 4** The photos of aging samples: before aged (a), dry heat aged 21d (b), hygrothermal aged 21d (c), UV-light aged 21d (d), and 1922 newspaper (e)



temperature. The pH values of these three simulated samples were very closed to 3.31, the pH value of 1922 newspapers. It means that the simulated newspaper samples possess similar pH values of 1922 newspapers.

**Variations in degree of polymerization before and after aging**

From a microscopic point of view, acidic hydrolysis leads to irreversible depolymerization of cellulose chains. As a classic analytical method with inexpensive and relatively easy to perform, viscometry was employed for the estimation of cellulose depolymerisation. The test results of DP are listed in Table 1. The unaged newspaper is a 2020 machine-made paper, whose DP value is 399. This DP value is in line with previous reports [8]. After three artificial accelerated aging treatments, the DP values of the simulated newspaper samples increased in the order: hygrothermal aged (48) < dry heat aged (71) < UV-light aged (88). Among these accelerated aging methods, hygrothermal aging had a greater effect on the DP of simulated samples, which is attributed to that high temperature and excessive humidity exacerbate the hydrolysis process, damage fibers and change the DP value. To accurately evaluate the reliability of simulated newspaper samples, a 1922 newspaper was used as a reference to compare its DP value with others in simulated newspaper

**Table 1** Degree of polymerization in newspaper samples

Newspaper samples	t (s)	V (cst)	$\eta$ (cp.)	$[\eta]$ (mL/g)	DP
Unaged	232.94	4.29	4.54	302	399
Dry heat aged 21d	131.62	2.42	2.55	63	71
Hygrothermal aged 21d	125.50	2.31	2.43	44	48
UV-light aged 21 d	135.96	2.50	2.64	77	88
Ancient 1922 newspaper	124.25	2.29	2.41	40	43

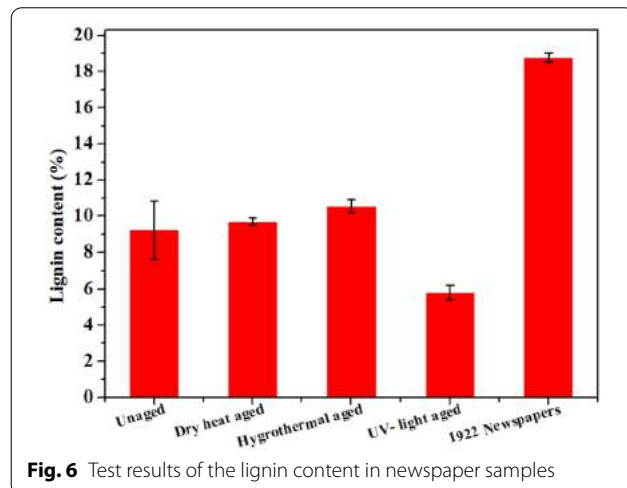
samples. The results suggest that the simulated newspaper samples have similar DP values with 1922 newspaper.

**Variations in lignin content before and after aging**

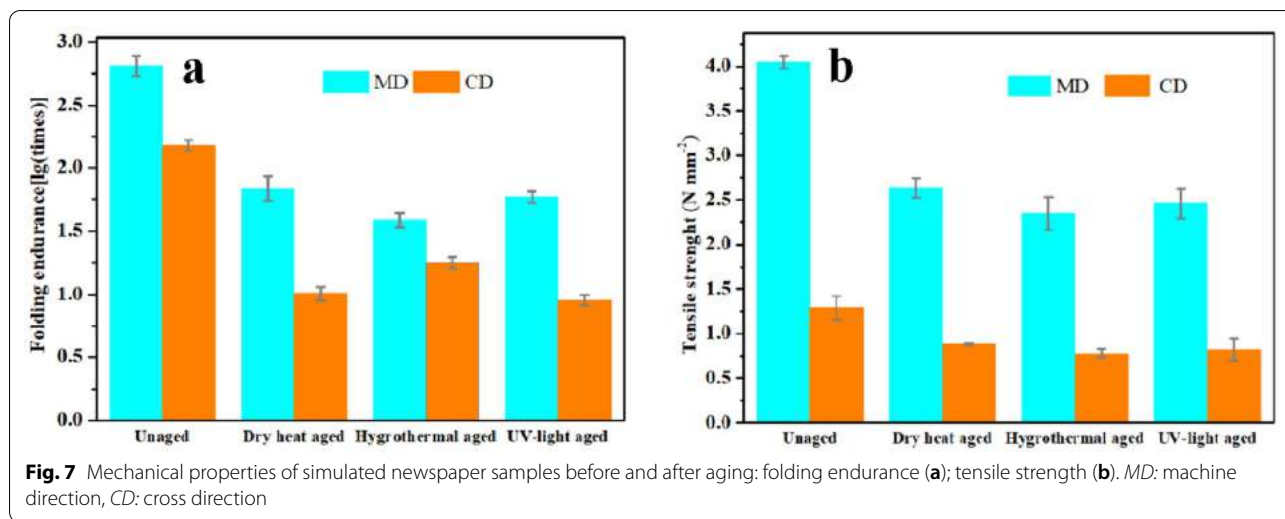
Previous studies reported that lignin is susceptible to oxidation and further affects paper colour change [7]. In this work, the lignin contents in modern 2020 newspapers, simulated newspaper samples and ancient 1922 newspapers were measured, respectively. As shown in Fig. 6, the lignin content of 18.67 in 1922 newspapers is almost two times larger than that in 2020 newspapers, which are mainly due to the different fiber compositions. Compared with 1922 newspapers, the simulated newspaper samples showed smaller lignin contents, which are in line with the colour change after aging shown in Fig. 4. After dry heat and hygrothermal aging treatments, the lignin contents in the simulated newspaper samples are close to that in 2020 newspapers, which indicate that these aging methods have little effect on the lignin content. Compared with these two aging methods, the UV light aging dramatically decreases the lignin content, which is attributed to that UV light causes the degradation of lignin [28].

**Variations in mechanical properties before and after aging**

In this research, artificial dry heat aging, hydrothermal aging and UV light aging were utilized to simulate the natural aging process of simulated newspaper samples, and their tensile strength and folding endurance were then measured after the artificial aging. The aging results are presented in Fig. 7. After three kinds of accelerated aging, simulated newspaper samples significantly loss the tensile strength and folding endurance. The tensile strength and folding endurance in the machine direction (MD) are larger than



**Fig. 6** Test results of the lignin content in newspaper samples

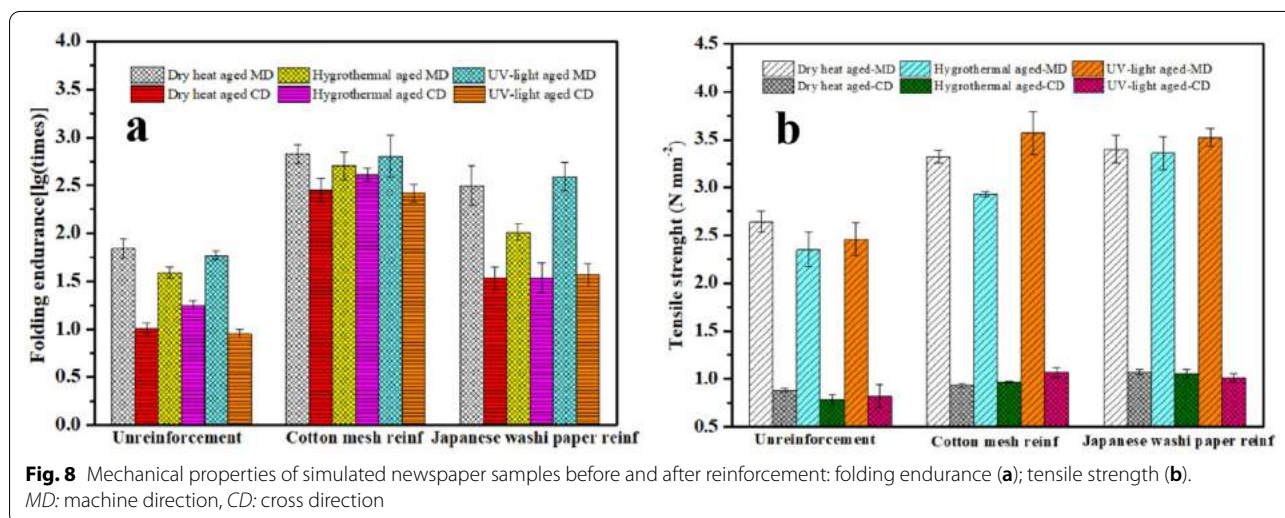


those in the cross direction (CD). As shown in Fig. 7a, the folding endurance of the simulated samples in the MD after dry heat, hygrothermal and UV light aging has decreased by 34.61, 43.42, and 37.01%, respectively. The corresponding values in the CD turn into 53.73, 42.59 and 56.26%, respectively. It is obvious that the accelerated aging process has a larger effect on the folding endurance in the CD than that in the MD. However, it is different that the accelerated aging process has slightly bigger effect on the tensile strength in the MD than those in the CD (Fig. 7b). The tensile strength based upon different accelerated aging procedures could indirectly reflect the extent of oxidative and hydrolytic damage to cellulosic fibers in simulated samples.

**Evaluation of reinforcement effect**

**Variations in mechanical properties before and after reinforcement**

Folding endurance is the most sensitive indicator of changes in the paper structure and expresses the suitability of paper better than other mechanical properties [29, 30]. Tensile strength is an important indicator, which reflects the cellulosic structure of paper and the microscopic behavior [30]. Figure 8 shows the effect of cotton mesh reinforcement and Japanese washi reinforcement on the folding endurance and tensile strength of the simulated newspaper samples. Compared with untreated newspapers, folding endurance and tensile strength in the MD and CD increased considerably after these two reinforcement treatments, which confirm their beneficial

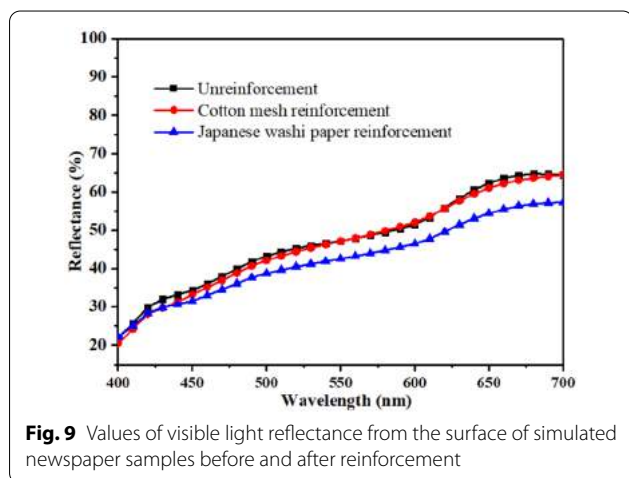


reinforcement effects. As shown in Fig. 8a, the folding endurance of the simulated samples treated with cotton mesh in the MD after dry heat, hygrothermal and UV light aging has increased by 53.80, 69.94, and 58.42%, respectively. The corresponding values in the CD turn into 143.18, 108.72 and 154.07%, respectively. Compared with Japanese washi reinforcement, the cotton mesh reinforcement is more advantageous in improving the folding endurance of simulated samples, which is possibly due to the excellent flexibility of the cotton mesh. As observed in Fig. 8b, these two treatments show a smaller increase on tensile strength than the increase on folding endurance, which is attributed that folding endurance is the most sensitive indicator of changes in the paper structure [29]. Overall, Japanese washi reinforcement is more helpful to increase the tensile strength of simulated samples than cotton mesh reinforcement. The above results indicate these two treatments would be complementary in improving the performance of folding endurance and tensile strength.

#### Variations in chromatic aberration before and after reinforcement

In the experiment, the  $\Delta E$  values of simulated samples treated with cotton mesh and Japanese washi paper are 1.07 and 1.64, respectively. After cotton mesh reinforcement, the value of  $\Delta E$  lower than 1.5 could be seen as undetectable by the human eye [27]. Although the  $\Delta E$  value of the paper treated with Japanese washi paper is slightly bigger than 1.5, it might be optimized further by adjusting thickness of Japanese washi paper or changing the concentration of the repairing paste.

Figure 9 shows the values of visible light reflectance from the surface of the simulated newspaper samples before and after reinforcement. It can be seen that the reflectance values of the sample surface in the



400–700nm band remains unchanged before and after cotton mesh reinforcement and their curves basically coincide. It further confirms that the process of cotton mesh reinforcement shows no obvious colour change of the sample surface. However, Japanese washi paper reinforcement decreases the reflectance of the sample surface, which is primarily attributed to that the repairing paste formed a film to affect its reflectance.

#### Durability evaluation of reinforcement methods

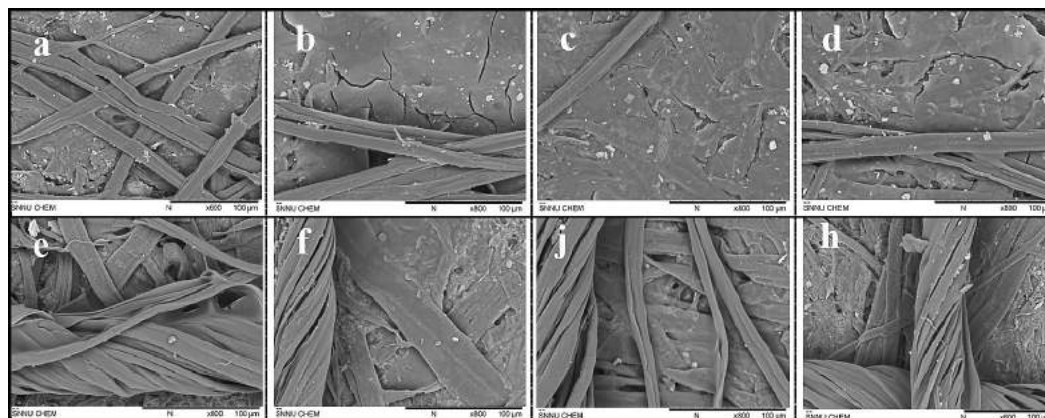
Durability is a key indicator in evaluating whether one treatment is suitable for the paper relics. The durability of paper refers to the length of time it can maintain various physical and chemical properties. Generally, the most important factors in paper degradation include temperature, moisture and light radiation. Therefore, the simulated samples before and after reinforcement were treated for 21 days with dry heat, hygrothermal, and UV light aging to obtain reliable data for the durability evaluation of reinforcement methods.

#### Variations in microscopic morphology before and after aging

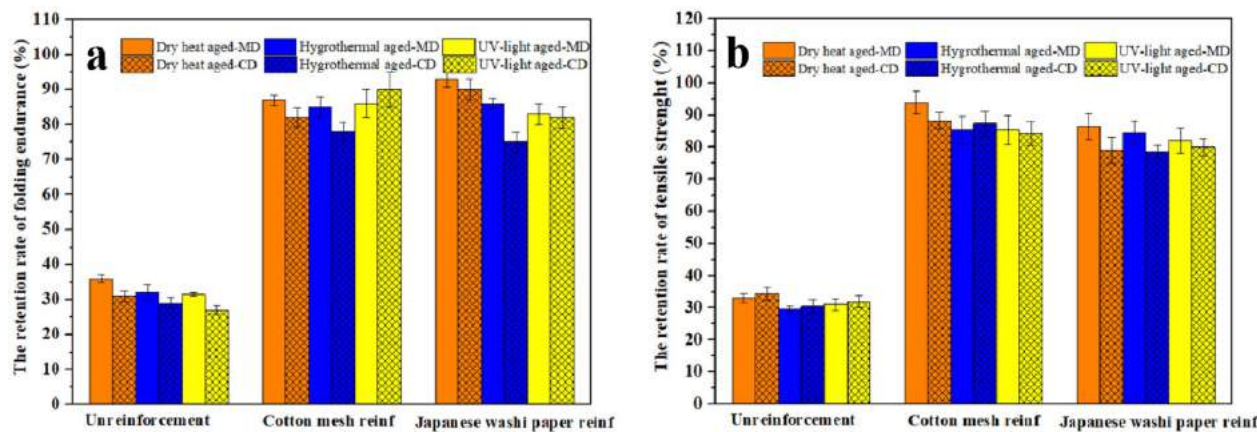
SEM micrographs could provide microscopic information to evaluate the durability of the cotton mesh reinforcement and Japanese washi reinforcement. As shown in Fig. 10a, e, paper fibers of simulated samples treated with the cotton mesh and Japanese washi paper were relatively dense and evenly dispersed. However, after 21 days of dry heat, hygrothermal, and UV light aging, small cracks appeared on the surface of simulated samples treated with Japanese washi paper (Fig. 10b–d). It is speculated that the repairing paste dried and formed into a film, then it was broken after aged and caused the surface to crack. Meanwhile, it is noticed that the simulated samples treated with the cotton mesh after aging showed no obvious cracks (Fig. 10f–h). This is mainly due to the fact that water-soluble adhesive PVA217 on the surface of cotton mesh did not form an overall film on the paper and maintained the original surface morphology of the paper. All these structural characteristics would improve the physical strength of paper archives and enhance their aging resistance.

#### Aging resistance of the reinforcement samples

The durability results are shown in Fig. 11. Compared with unreinforcement, cotton mesh reinforcement and Japanese washi paper reinforcement significantly improved the retention rates of folding endurance and tensile strength. The durability of the reinforcement samples is about 2–3 times higher than that of the unreinforced samples. As shown in Fig. 11a, the retention rate of the folding endurance after cotton mesh reinforcement is between 84 and 93%, while the



**Fig. 10** SEM surface morphology of simulated samples reinforced with Japanese washi paper (a–d) and cotton mesh (e–h) before and after aging: a, e before aging; b, f after dry heat aged; c, g after hydrothermal aged; d, h after UV-light aged



**Fig. 11** Durability of simulated samples before and after reinforcement: folding endurance (a); tensile strength (b). MD: machine direction, CD: cross direction

retention rate of the folding endurance after the Japanese washi paper reinforcement is generally between 78 and 86%. This result shows cotton mesh reinforcement has better durability than Japanese washi paper reinforcement from the view of folding endurance. Figure 11b demonstrates that the accelerated aging methods affect the retention rate of the tensile strength for reinforcement samples. For dry heat aging, cotton mesh reinforcement displays better durability than Japanese washi paper reinforcement. However, the durability is reversed for these two reinforcement methods after UV light aging. It is speculated that the difference in durability is related to aging resistance ability of their reinforcement materials. Overall, these two reinforcement methods significantly improve the durability of simulated newspaper samples, and their levels of durability

is a little different in terms of folding endurance and tensile strength.

**Comparison of reinforcement methods**

Japanese washi paper, a thin and transparent material, which reinforcement will not affect the reading of the DSPPCR, and has been widely used in Taiwan, Hong Kong, Singapore, Japan and other places. However, because Japanese washi paper needs to be imported from Japan, this reinforcement method has not been used extensively for the reinforcement and protection of Chinese DSPPCR. The cotton mesh reinforcement in this research employs cotton fiber and adhesive PVA217 as reinforcement materials, which are widely available at low cost.



From the perspective of the reinforcement process, the cotton mesh reinforcement is completed with simple adhesion and compaction, while Japanese washi paper reinforcement requires more procedures including brushing paste, paper mounting, absorbing excess water, and compaction. For these two reinforcement methods, the paper relic conservators have successfully combined deacidification and reinforcement process in the actual conservation of fragile, double-sided, printed paper cultural relics [22]. Meanwhile, these two reinforcement methods both get the advantages of good compatibility, good reversibility, and compliance with the principle of minimum intervention for paper relic conservation.

From the results of reinforcement effect and durability, cotton mesh reinforcement shows slightly better advantage in the improvement of mechanical property, chromatic aberration, durability performance than Japanese washi paper reinforcement with 2 g/m<sup>2</sup> Japanese tissue. Inevitably, these two reinforcement methods have their own limitations. For example, Japanese washi paper reinforcement is not appropriate for the conservation of water-soluble handwriting that easily diffuses when exposed to water. The cotton mesh reinforcement may cause slightly aesthetic defects caused by gridlines. Overall, the comparison results show that the new method would be another option for the conservation of fragile DSPPCR besides the Japanese washi paper method.

## Conclusions

To meet the requirements of the reinforcement and restoration of Chinese double-sided printed paper cultural relics, herein, a new reinforcement method is proposed with pure cotton mesh and water-soluble adhesive PVA217. The reinforcement method not only meets the compatibility requirements in bonding with paper, but is also in line with the reprocessing principle of reinforced paper under trace water wetting. Through pH value alteration of newspapers and artificial accelerated aging, the simulated newspaper samples could achieve similar properties to the 1922 newspapers. The mechanical strength and aging resistance of the simulated newspaper samples treated with cotton mesh reinforcement and Japanese washi paper reinforcement were significantly improved. After complete evaluation of the effect of two reinforcement methods on the mechanical property, chromatic aberration and surface morphology of the simulated newspaper samples, cotton mesh reinforcement shows slightly better advantage in the improvement of mechanical property, chromatic aberration, durability performance than Japanese washi paper reinforcement with 2 g/m<sup>2</sup> Japanese tissue. Therefore, widespread practical applications of this cotton mesh reinforcement

method for the conservation of damaged DSPPCR are foreseeable.

## Abbreviations

PCR: Paper cultural relics; DSPPCR: Double-sided printed paper cultural relics; SEM: Scanning electron microscope; UV: Ultraviolet; pH: Potential of hydrogen; DP: Degree of polymerization; PVA: Polyvinyl alcohol; MD: Machine direction; CD: Cross direction.

## Acknowledgements

The authors would like to thank the conservators in Xi'an the Eighth Route Army Xi'an Office Memorial Hall and Yan'an Revolutionary Memorial Hall, China for their contributions.

## Authors' contributions

JL performed the conservation process of double-sided paper cultural relics and written the manuscript. HX and JW carried out literature and examination. XC and JC assisted in sample testing and data analysis. JC was involved in the initial concept of the examination. ZJ and YL provided financial support for this study. All authors have read and agreed to the published version of the manuscript.

## Funding

The research is financially supported by National Natural Science Foundation of China (22002080), the Key Industries in Shaanxi Province (2021ZDLSF06-03, 2017ZDXM-SF-084), the Key Research and Development Program of Shaanxi Province (2021GY-172, 2020SF-358) and the Fundamental Research Funds for the Central Universities (GK202103060, GK202103056).

## Availability of data and materials

All data are available on request.

## Declarations

## Competing interests

The authors declare that they have no competing interests.

Received: 21 April 2021 Accepted: 17 September 2021

Published online: 01 October 2021

## References

- Liu L, Zhang L, Zhang B, Hu Y. A comparative study of reinforcement materials for waterlogged wood relics in laboratory. *J Cult Herit*. 2019;36:94–102.
- Zhang X, Wen W, Yu H, Qiu F, Chen Q, Yang D. Preparation, characterization of nano-silica/fluoroacrylate material and the application in stone surface conservation. *J Polym Res*. 2016;23(4):75.
- Alexopoulou I, Zervos S. Paper conservation methods: an international survey. *J Cult Herit*. 2016;21:922–30.
- Zervos S, Alexopoulou I. Paper conservation methods: a literature review. *Cellulose*. 2015;22(5):2859–97.
- Chen Q, Wen WY, Qiu FX, Xu JC, Yu HQ, Chen ML, Yang DY. Preparation and application of modified carboxymethyl cellulose Si/polyacrylate protective coating material for paper relics. *Chem Pap*. 2016;70(7):946–59.
- Liu J, Wang J. Main factors affecting the preservation of Chinese paper documents: a review and recommendations. *IFLA J*. 2010;36(3):227–34.
- Małachowska E, Dubowik M, Boruszewski P, Łojewska J, Przybysz P. Influence of lignin content in cellulose pulp on paper durability. *Sci Rep*. 2020;10:19998.
- Brown N, Lichtblau D, Fearn T, Strlič M. Characterisation of 19th and 20th century Chinese paper. *Herit Sci*. 2017;5:47.
- Daniels VD. The chemistry of paper conservation. *Chem Soc Rev*. 1996;25(3):179–86.
- He B, Lin Q, Chang M, Liu C, Fan H, Ren J. A new and highly efficient conservation treatment for deacidification and strengthening of aging paper by in-situ quaternization. *Carbohydr Polym*. 2019;209:250–7.

11. Li Q, Xi S, Zhang X. Conservation of paper relics by electrospun PVDF fiber membranes. *J Cult Herit*. 2014;15(4):359–64.
12. Chen S, Liu GS, He HW, Zhou CF, Yan X, Zhang JC. Physical structure induced hydrophobicity analysed from electrospinning and coating Poly(vinyl butyral) (PVB) films. *Adv Condens Matter Phys*. 2019;2019:6179456.
13. D'Orazio L, Gentile G, Mancarella C, Martuscelli E, Massa V. Water-dispersed polymers for the conservation and restoration of Cultural Heritage: a molecular, thermal, structural and mechanical characterization. *Polym Testing*. 2001;20(3):227–40.
14. Cocca M, D'Arienzo L, D'Orazio L, Gentile G, Mancarella C, Martuscelli E, Polcaro C. Water dispersed polymers for textile conservation: a molecular, thermal, structural, mechanical and optical characterization. *J Cult Herit*. 2006;7(4):236–43.
15. Princi E, Vicini S, Pedemonte E, Arrighi V, McEwen I. New polymeric materials for paper and textile conservation. I. Synthesis and characterization of acrylic copolymers. *J Appl Polym Sci*. 2005;98(3):1157–64.
16. Princi E, Vicini S, Pedemonte E, Arrighi V, McEwen IJ. New polymeric materials for paper and textiles conservation. II. Grafting polymerization of ethyl acrylate/methyl methacrylate copolymers onto linen and cotton. *J Appl Polym Sci*. 2007;103(1):90–9.
17. Cocca M, D'Arienzo L, D'Orazio L, Gentile G, Martuscelli E. Polyacrylates for conservation: chemico-physical properties and durability of different commercial products. *Polym Testing*. 2004;23(3):333–42.
18. Carter HA. The chemistry of paper preservation part 3. The strengthening of paper. *J Chem Educ*. 1996;73(12):1160–2.
19. Bicchieri M, Monti M, Piantanida G, Sodo A. Effects of gamma irradiation on deteriorated paper. *Radiat Phys Chem*. 2016;125:21–6.
20. Jiménez-Reyes M, Tenorio D, Rojas-Robles M, García-Rosales G. Physico-chemical behavior of several kinds of paper under gamma irradiation. *Radiat Phys Chem*. 2018;148:13–8.
21. Qiu J, Shan L, Cheng P, Qiang Z. Glue for reinforcing and protecting paper historic relics. *J Nanjing Univ Aeronaut Astronaut*. 2006;38(1):126–30. (in Chinese).
22. Zhang M, Zhu Q. An integration research of reinforcement and deacidification for damaged newspapers with double-sided writing. *Arch Sci Bull*. 2016;1:69–73. (in Chinese).
23. Chiellini E, Corti A, D'Antone S, Solaro R. Biodegradation of poly (vinyl-alcohol) based materials. *Prog Polym Sci*. 2003;28(6):963–1014.
24. Tang X, Alavi S. Recent advances in starch, polyvinyl alcohol based polymer blends, nanocomposites and their biodegradability. *Carbohydr Polym*. 2011;85(1):7–16.
25. Cai J, Chen J, Zhang Q, Lei M, He J, Xiao A, Ma C, Li S, Xiong H. Well-aligned cellulose nanofiber-reinforced polyvinyl alcohol composite film: mechanical and optical properties. *Carbohydr Polym*. 2016;140:238–45.
26. Abdullah ZW, Dong Y, Davies IJ, Barbhuiya S. PVA, PVA blends, and their nanocomposites for biodegradable packaging application. *Polym-Plast Techno Eng*. 2017;56(12):1307–44.
27. Jiang F, Yang Y, Weng J, Zhang X. Layer-by-layer self-assembly for reinforcement of aged papers. *Ind Eng Chem Res*. 2016;55:10544–54.
28. Tran MH, Phan DP, Lee EY. Review on lignin modifications toward natural UV protection ingredient for lignin-based sunscreens. *Green Chem*. 2021;23:4633–46.
29. Brandis L. Summary and evaluation of the testing sponsored by the library of congress of books deacidified by the FMC, Akzo and Wei T'o Mass deacidification processes. *Restaurator*. 1994;15:109–27.
30. Havlínová B, Katuščák S, Petrovičová M, Maková A, Brezová V. A study of mechanical properties of papers exposed to various methods of accelerated ageing. Part I. The effect of heat and humidity on original wood-pulp papers. *J Cult Herit*. 2009;10:222–31.

#### Publisher's Note

Springer Nature remains neutral with regard to jurisdictional claims in published maps and institutional affiliations.

Submit your manuscript to a SpringerOpen<sup>®</sup> journal and benefit from:

- Convenient online submission
- Rigorous peer review
- Open access: articles freely available online
- High visibility within the field
- Retaining the copyright to your article

---

Submit your next manuscript at ► [springeropen.com](https://www.springeropen.com)

---

## Terms and Conditions

Springer Nature journal content, brought to you courtesy of Springer Nature Customer Service Center GmbH (“Springer Nature”).

Springer Nature supports a reasonable amount of sharing of research papers by authors, subscribers and authorised users (“Users”), for small-scale personal, non-commercial use provided that all copyright, trade and service marks and other proprietary notices are maintained. By accessing, sharing, receiving or otherwise using the Springer Nature journal content you agree to these terms of use (“Terms”). For these purposes, Springer Nature considers academic use (by researchers and students) to be non-commercial.

These Terms are supplementary and will apply in addition to any applicable website terms and conditions, a relevant site licence or a personal subscription. These Terms will prevail over any conflict or ambiguity with regards to the relevant terms, a site licence or a personal subscription (to the extent of the conflict or ambiguity only). For Creative Commons-licensed articles, the terms of the Creative Commons license used will apply.

We collect and use personal data to provide access to the Springer Nature journal content. We may also use these personal data internally within ResearchGate and Springer Nature and as agreed share it, in an anonymised way, for purposes of tracking, analysis and reporting. We will not otherwise disclose your personal data outside the ResearchGate or the Springer Nature group of companies unless we have your permission as detailed in the Privacy Policy.

While Users may use the Springer Nature journal content for small scale, personal non-commercial use, it is important to note that Users may not:

1. use such content for the purpose of providing other users with access on a regular or large scale basis or as a means to circumvent access control;
2. use such content where to do so would be considered a criminal or statutory offence in any jurisdiction, or gives rise to civil liability, or is otherwise unlawful;
3. falsely or misleadingly imply or suggest endorsement, approval, sponsorship, or association unless explicitly agreed to by Springer Nature in writing;
4. use bots or other automated methods to access the content or redirect messages
5. override any security feature or exclusionary protocol; or
6. share the content in order to create substitute for Springer Nature products or services or a systematic database of Springer Nature journal content.

In line with the restriction against commercial use, Springer Nature does not permit the creation of a product or service that creates revenue, royalties, rent or income from our content or its inclusion as part of a paid for service or for other commercial gain. Springer Nature journal content cannot be used for inter-library loans and librarians may not upload Springer Nature journal content on a large scale into their, or any other, institutional repository.

These terms of use are reviewed regularly and may be amended at any time. Springer Nature is not obligated to publish any information or content on this website and may remove it or features or functionality at our sole discretion, at any time with or without notice. Springer Nature may revoke this licence to you at any time and remove access to any copies of the Springer Nature journal content which have been saved.

To the fullest extent permitted by law, Springer Nature makes no warranties, representations or guarantees to Users, either express or implied with respect to the Springer nature journal content and all parties disclaim and waive any implied warranties or warranties imposed by law, including merchantability or fitness for any particular purpose.

Please note that these rights do not automatically extend to content, data or other material published by Springer Nature that may be licensed from third parties.

If you would like to use or distribute our Springer Nature journal content to a wider audience or on a regular basis or in any other manner not expressly permitted by these Terms, please contact Springer Nature at

[onlineservice@springernature.com](mailto:onlineservice@springernature.com)