



C2

C1

B2

B1

A2

A1

Pre A1

Cambridge English Qualifications

Pre A1 Starters

Classroom activities

These activities are based on topics from the Pre A1 Starters Wordlist Picture Book and Classroom poster.




Pre A1 Starters Worksheet No. 1

(My favourite food)

Activity (a)

Look and read. Put a tick (✓) or a cross (✗) in the box. There are two examples.

Examples



This is a fish.



This is a sausage.



Questions


1.



This is a coconut.



2.



This is a banana.



3.



This is a carrot.



4.



This is a potato.



5.



This is a mango.



Activity (b)


Speaking

Ann asks her friends what they would like for their lunch. Look at the pictures and talk about them.

Example



What would you like for your lunch, Alex?
I would like some bread.



Questions

1. What would you like for your lunch, Grace?




2. What would you like for your lunch, Ben?




3. What would you like for your lunch, Jill?



4. What would you like for your lunch, Bill?



5. What would you like for your lunch, Lucy?



Writing

Write a word on the line about the pictures. There is one example.

Example

I would like some bread

Sentences

1. I would like some

2. I would like an

3. I would like some

4. I would like a

5. I would like a

Activity (c)

Read the sentences. Write one word from the *Word bank* on the line.
There is one example.

Example

I like fish and chips.

Word bank

and

or

but

Questions

1. I like rice chicken.

2. I like apples I don't like oranges.

3. Would you like orange juice would you like lemonade?

4. You can have cake you can't have sweets.

5. I like milk. I drink it at breakfast, at lunch at dinner!

Pre A1 Starters Worksheet No. 2

(My favourite food)

Activity (a)

Look and read. Write *yes* or *no*. There are two examples.

Examples

Some children are eating.

yes

A man is eating breakfast.

no

Questions

1. The children are happy. -----
2. Some girls are eating ice cream. -----
3. The children are eating fish. -----
4. The children are at home. -----
5. There are seven children. -----



Activity (b)


Look, read and write. Tell your friend what you like. Your friend likes it too!
There are two examples.

Examples



I like rice -----

so do I



I like grapes -----

me too

Sentences









Two empty speech bubble shapes for writing.

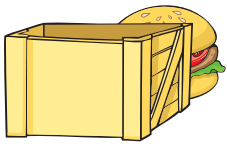


Two empty speech bubble shapes for writing.

Activity (c)

Where's the burger? Choose your answer from the *Word bank* and write it on the line. There is one example.

Example




The burger is behind the box.


Word bank

behind
next to
between
in front of
in
under


Questions



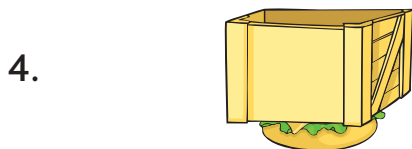
The burger is _____ the box.




The burger is _____ the box.



The burger is _____ the box.



The burger is _____ the box.




The burger is _____ the boxes.

Pre A1 Starters Worksheet No. 3 (At school)

Activity (a)

Look at the pictures. Look at the letters. Write the words. There is one example.

Example



book

o k o b

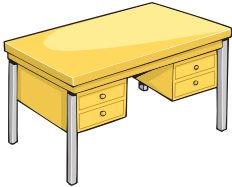
Sentences

1.



t u c e p r o m

2.



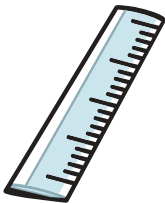
s e k d

3.



c e p l i n

4.



e l u r r

5.



h a t r e c e

Activity (b)

Look at the picture and draw lines. There is one example.

radio

guitar

Example
picture



chair

pencils

table

Activity (c)

Read the questions. Write one word from the *Word bank* on the line. There is one example.

Example

Please teacher, how do I spell classroom?

Questions

1. _____ is that on your desk, Nick?
2. Grace, _____ did you put your bag?
3. _____ pencil would you like – the red one or the blue one?
4. Now class, _____ would like to answer question 6?
5. _____ rubber is this?

Word bank


how
which
whose
what
who
where







Pre A1 Starters Worksheet No. 4 (At school)

Activity (a)

Read the text below. Choose a word from the *Word bank*.
Write the correct word next to numbers 1–5. There is one example.

A classroom



Word bank		
 school	 picture	 bookcase
 music	 computers	 write

There are lots of these in a school. Some have desks where
you (1) _____ but some have desks for (2) _____.
Many have a (3) _____ and lots of books. In some you can play
(4) _____ and in some you can draw a (5) _____.
What is it? It's a classroom.

Activity (b)

Read the sentences. Choose a word to write on the line. All the words are correct.
Read your story to your family, a friend or your teacher.

Example

I am telling a story.

Questions

- This is a story about playing _____.
- I am playing with my _____.

reading
writing
telling

basketball
football
hockey

brother
cousin
sister

3. We are playing in the

morning
afternoon
evening

4. We playing games.

enjoy
like
love

5. Now we are drinking some

lemonade
orange juice
water

Activity (c)

Write *ing* at the end of the words. Say your new word. Draw a picture. There is one example.

Example paint
painting


1 draw

2 fish

3 jump

4 kick

5 throw

Pre A1 Starters Worksheet No. 5 (Animals)

Activity (a)

Look at the pictures and read the questions. Write one-word answers. There are two examples.

Examples

Where are the children? at the zoo

What colour is the elephant? grey



Questions

What is the elephant looking at? two



What is the girl pointing at? a

How many goats can you see?

What colour is the frog?

What is the boy pointing at? a



Activity (b)

Look at the pictures. How many animals are there? Write one word on each line. There are two examples.

Examples



There is one cow



There are two horses

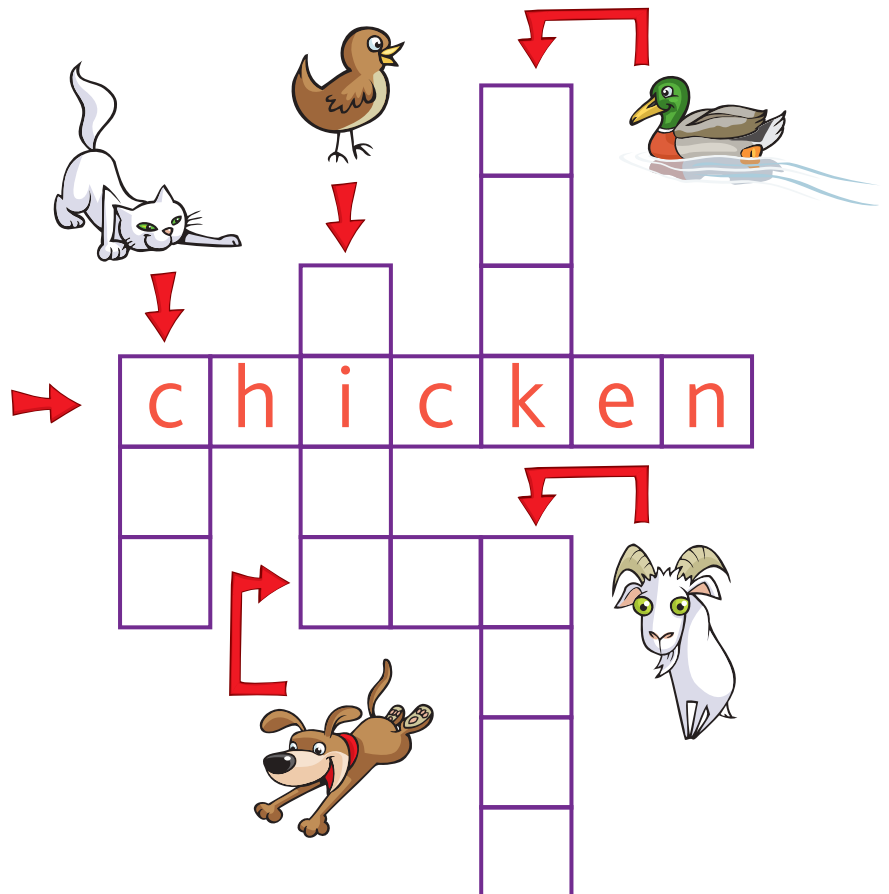
Questions

1.  There
2.  There
3.  There
4.  There
5.  There

Activity (c)

Look at the pictures.
Write the words.
There is one example.

Example



Pre A1 Starters Worksheet No. 6

(Body, clothes and colours)

Activity (a)

Colour the clothes in the clothes shop. There is one example.

Example

The t-shirt is black.

Sentences

1. The dress is orange.
2. The trousers are blue.
3. The jacket is green.
4. The skirt is purple.
5. The hat is yellow.



Activity (b)

What do the friends choose in the clothes shop? Write on the lines.






Look at the picture of the clothes shop above for the colours. There is one example.

Example



Grace chooses a black t-shirt

Questions

1.  Sam chooses
 Jill chooses an
3.  Nick chooses a
4.  Kim chooses a
5.  Ben chooses a

Activity (c)

This young learner has a nice smile on her face. Choose words from the *Word bank* and write them on the lines. There is one example.

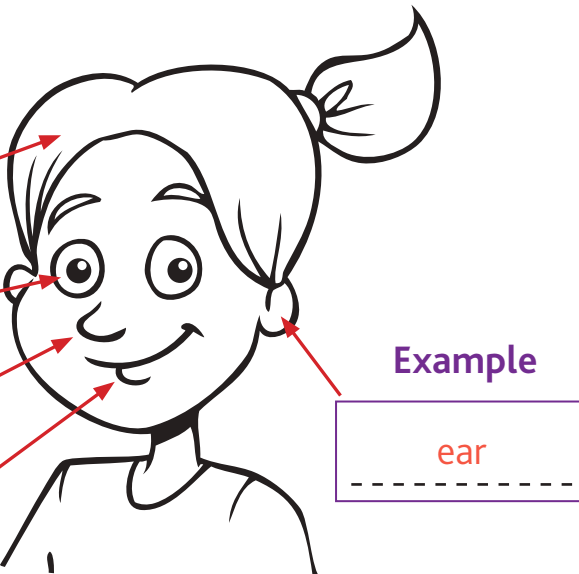
1.

2.

3.

4.

5.



Example

ear

Word bank
ear
nose
eye
head
mouth
hair

Pre A1 Starters Worksheets 1–6: Answers

Worksheet No. 1

Page 1

Activity (a)

- ✓
- ✗
- ✓
- ✗
- ✓

Page 2/3

Activity (b)

- chips/fries
- egg
- ice cream
- pear
- tomato

Page 3

Activity (c)

- and
- but
- or
- but
- and

Worksheet No. 2

Page 4

Activity (a)

- yes
- yes
- no
- no
- yes

Page 4/5

Activity (b)

- chocolate/*Either so do I or me too*
- peas/*Either so do I or me too*
- sweets or candy/*Either so do I or me too*
- onion(s)/*Either so do I or me too*
- beans/*Either so do I or me too*

Page 5

Activity (c)

- in front of
- in
- next to
- under
- between

Worksheet No. 3


Page 6

Activity (a)

- computer
- desk
- pencil
- ruler
- teacher

Page 7

Activity (b)



Page 7

Activity (c)

- what
- where
- which
- who
- whose

Pre A1 Starters Worksheets 1–6: Answers

Worksheet No. 4

Page 8 Activity (a)

1. write
2. computers
3. bookcase
4. music
5. picture

Page 8/9 Activity (b)

All selections are correct. Check spelling of the chosen words and ask the child to read the story.

Page 9 Activity (c)

1. drawing
2. fishing
3. jumping
4. kicking
5. throwing

Ask the child to say each word.

Worksheet No. 5

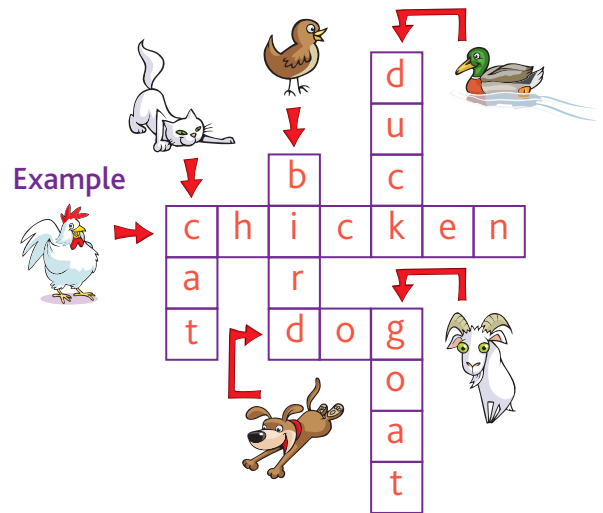
Page 10 Activity (a)

1. mice
2. crocodile
3. three/3
4. green
5. lizard

Page 10/11 Activity (b)

1. There is one giraffe.
2. There are two hippos.
3. There is one monkey.
4. There are three snakes.
5. There is one tiger.

Page 11 Activity (c)



Worksheet No. 6

Page 12 Activity (a)



Page 12/13 Activity (b)

1. Sam – blue trousers
2. Jill – orange dress
3. Nick – yellow hat
4. Kim – purple skirt
5. Ben – green jacket

Page 13 Activity (c)

1. head
2. hair
3. eye
4. nose
5. mouth