

*Ariel - Livrinho  
de Atividades!*

Agradeço Muito  
sua Presença!



Obrigada!!!

LEMBRANCINHA



AGRADEÇO MUITO  
A SUA PRESENÇA




Obrigada

[www.fazendadominicaofesta.blogspot.com](http://www.fazendadominicaofesta.blogspot.com)

Lembrança do meu  
ANIVERSÁRIO





# Ligue os Pontos!









# Coloque o Sinal Correto!




IGUAL =  
OU  
DIFERENTE ≠







Qual dos Linguados menor  
é igual ao Linguado maior?





# Labirinto...



Conte com:



Tracing practice for numbers 2, 3, and 4. Each row contains six numbers: one solid with stroke order arrows and numbers, and five dashed for tracing.

2	2	2	2	2	2
3	3	3	3	3	3
4	4	4	4	4	4


# Ligue os Pontos



A dot-marker activity where children connect dots to form a picture. The dots are arranged to form the shape of Ariel, including her head, hair, seashell, and tail.



Vamos Contar com:



$$\underline{5} + \underline{1} = \underline{6}$$




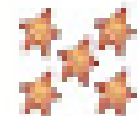
$$\underline{\quad} + \underline{\quad} = \underline{\quad}$$



$$\underline{\quad} + \underline{\quad} = \underline{\quad}$$



$$\underline{\quad} + \underline{\quad} = \underline{\quad}$$



$$\underline{\quad} + \underline{\quad} = \underline{\quad}$$





$$\underline{\quad} + \underline{\quad} = \underline{\quad}$$



$$\underline{\quad} + \underline{\quad} = \underline{\quad}$$



# Labirinto




Colorir!



Aprenda Escrever...

A	B	C	D
E	F	G	H
I	J	K	L
M	N	O	P
Q	R	S	T
U	V	W	X
Y	Z		



# Jogo da Memória

