

80/20 Japanese

10 Steps to 500 Sentences

By Richard Webb

10 steps to 500 sentences

Let me show you just how easy Japanese is by teaching you to say over 500 different sentences **in just 10 steps.**

P.S. You'll also learn the fundamental structure of every sentence in the Japanese language

Step 1: Understand word order

For basic sentences in Japanese, just remember these three things:

1. The **person** doing the action **comes first**
2. The **verb** (action word) goes **at the end**
3. **Everything else** goes **in between**

Example:

I **bread, at the supermarket** **bought**

person

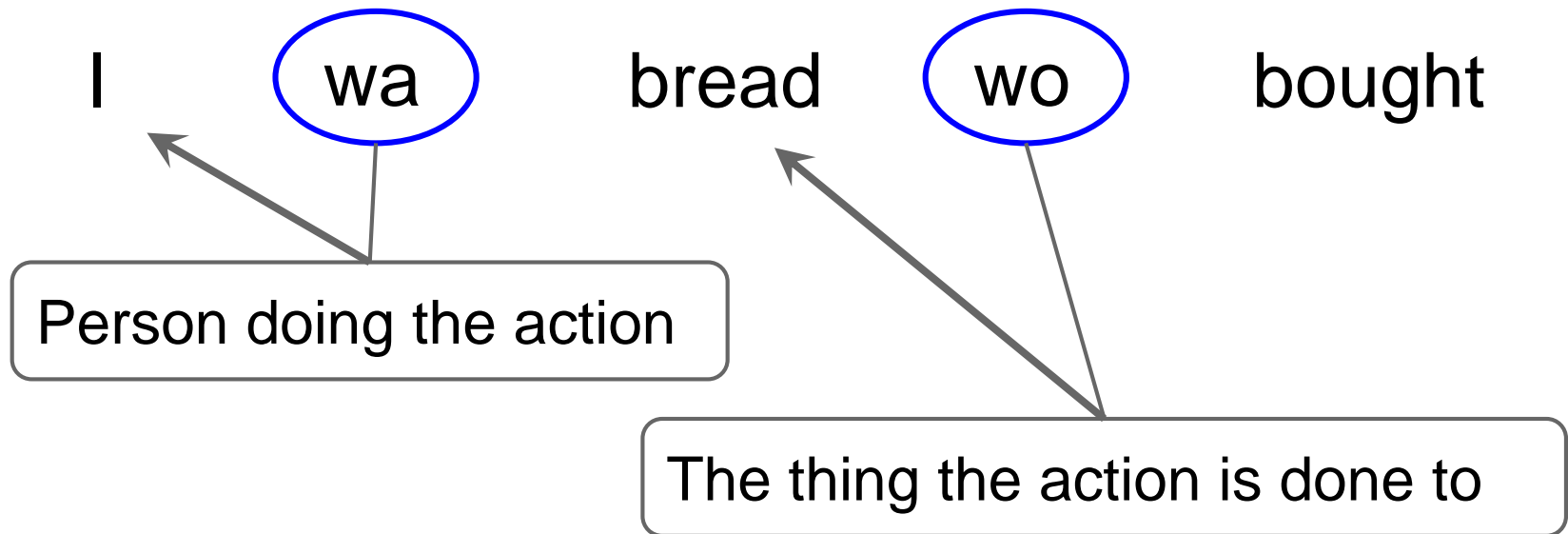
everything else

verb

Step 2: Learn about particles

Japanese has these things called **particles**. These are basically **markers** that tell you what each word does.

Particles come **after** the word that they are marking.



Step 3: Learn some vocab

Now you know the absolute basics, you need some words.

People

I watashi

Others [name]-san

Things

bread pan

television terebi

book hon


Verbs (past tense)

bought kaimashita

ate tabemashita

watched mimashita




read yomimashita



This includes “you”. In Japanese, instead of saying “you”, it’s common practice to just refer to people by name.

Step 4: Mix and match

Now that we know some vocab to go with our basic grammar, it's time to start making sentences!

watashi	wa	pan	wo	tabemashita	
Sato-san	wa	pan	wo	kaimashita	
Suzuki-san	wa	terebe	wo	mimashita	
Tanaka-san	wa	terebe	wo	kaimashita	
Abe-san	wa	hon	wo	yomimashita	
Adachi-san	wa	hon	wo	kaimashita	

person

everything else

verb

Step 5: Learn more particles

A couple more particles will allow us to add more detail:

de Tells us **where the action takes place**, or **the mode of transport used** to travel

ni Tells us the **destination of a movement**

watashi wa **sūpā de** pan wo kaimashita
(supermarket) (bread) (bought)

Where it took place

watashi wa **basu de** **hoteru ni** ikimashita
(bus) (hotel) (went)

The mode of transport

The destination

person

everything else

verb

Step 6: Try out the new particles

Now let's put these new particles to use.

watashi / [name]-san...

... wa	sūpā	de	pan	wo	kaimashita
... wa	netto (Internet)	de	terebi	wo	kaimashita
... wa	ie (home)	de	terebi	wo	mimashita
... wa	gakkō (school)	de	hon	wo	yomimashita
... wa	kuruma (car)	de	sūpā	ni	ikimashita
... wa	basu (bus)	de	gakkō	ni	kimashita (came)

person

everything else

verb

Step 7: Learn polite verb tenses

To change tenses, all we have to do is change the ending of the verb.

Present/future tense - ends in **masu** eg. tab**masu** (eat)

Use this for just about anything that you or someone else (a) does on a regular basis, or (b) will do in the future.

Past tense - ends in **mashita** eg. tab**mashita** (ate)

Use this when talking about something that you or someone else did in the past.

Step 8: Practice using each tense

Now you can talk about actions in the past or future. Try it!

I **will buy** bread at the supermarket

watashi wa sūpā de pan wo kaimasu

I **bought** bread at the supermarket

watashi wa sūpā de pan wo kaimashita




Suzuki-san **will watch** TV at home

Suzuki-san wa ie de terebi wo mimasu

Suzuki-san **watched** TV at home

Suzuki-san wa ie de terebi wo mimashita



Step 9: Mix and match some more

watashi / [name]-san wa...

resutoran (restaurant)

hoteru (hotel)

sūpā (supermarket)

ie (home)

kōen (park)

gakkō (school)

jitensha (bicycle)

kuruma (car)

basu (bus)

hikōki (airplane)

de

mizu (water)

ocha (tea)

pan (bread)

sushi (sushi)

sakkā (soccer)

karaoke (karaoke)

soko (there)

koko (here)

tōkyō (Tokyo)

nihon (Japan)

wo

nomimasu (drink)

kaimasu (buy)

kaimashita (bought)

tabemasu (eat)

mimasu (watch)

shimasu (do)

ikimasu (go)

kimasu (come)

ikimashita (went)

kimashita (came)

ni

Step 10: Turn them into questions

Turn any sentence into a question just **by adding “ka”**.

Tanaka-san will play soccer at the park

Tanaka-san wa kōen de sakkā wo shimasu

Will Tanaka-san play soccer at the park?

Tanaka-san wa kōen de sakkā wo shimasu ka



Sato-san went to school by bus

Satō-san wa basu de gakkō ni ikimashita

Did Sato-san go to school by bus?

Satō-san wa basu de gakkō ni ikimashita ka



That's it!

You can now say over 500 sentences in Japanese!

Now go out into the world and practice what you learned. Start now, practice lots and you'll be amazed at how quickly you improve.

Want to learn more?

Check out my book at

<https://8020japanese.com>

Click here!

