



# **ANCIENT EGYPTIAN ARCHITECTURE**

**Dr. Zeinab Feisal**

# ANCIENT EGYPTIAN

The influence of geography on ancient Egyptian believes:

Cyclic natural phenomena :

1. SUNRISE / SUNSET
2. MOON CYCLE
3. FLOOD / RECEDING WATERS
4. LIFE AND DEATH

**RESURRECTION**

Axis of the Nile unites Upper and lower Egypt.





# ANCIENT EGYPTIAN RELIGION & THEIR GODS

## RESURECTION



THE BODY

ANUBIS

MAAT

THOT

THE SOUL

HORUS

OSIRIS

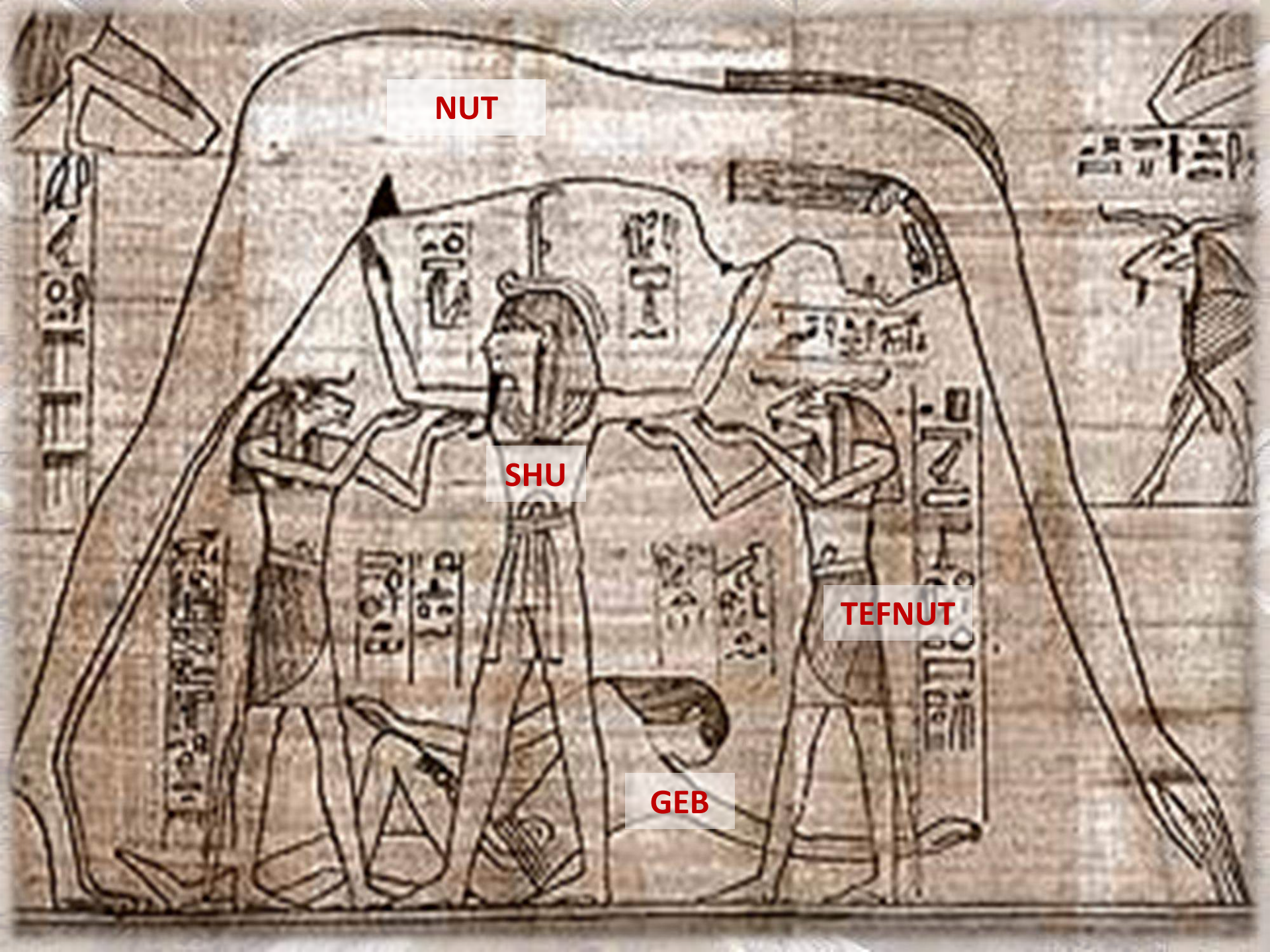


**NUT**

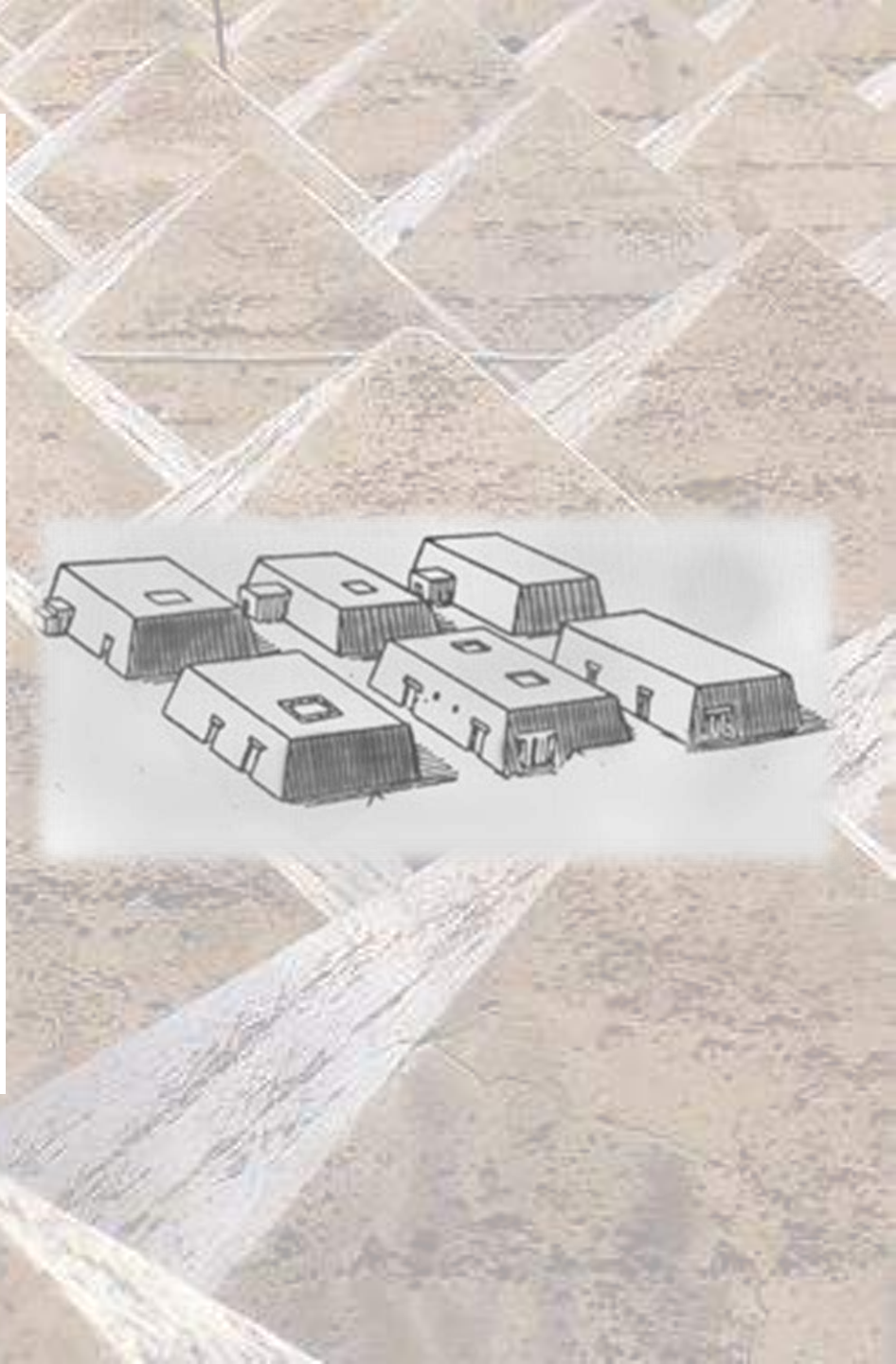
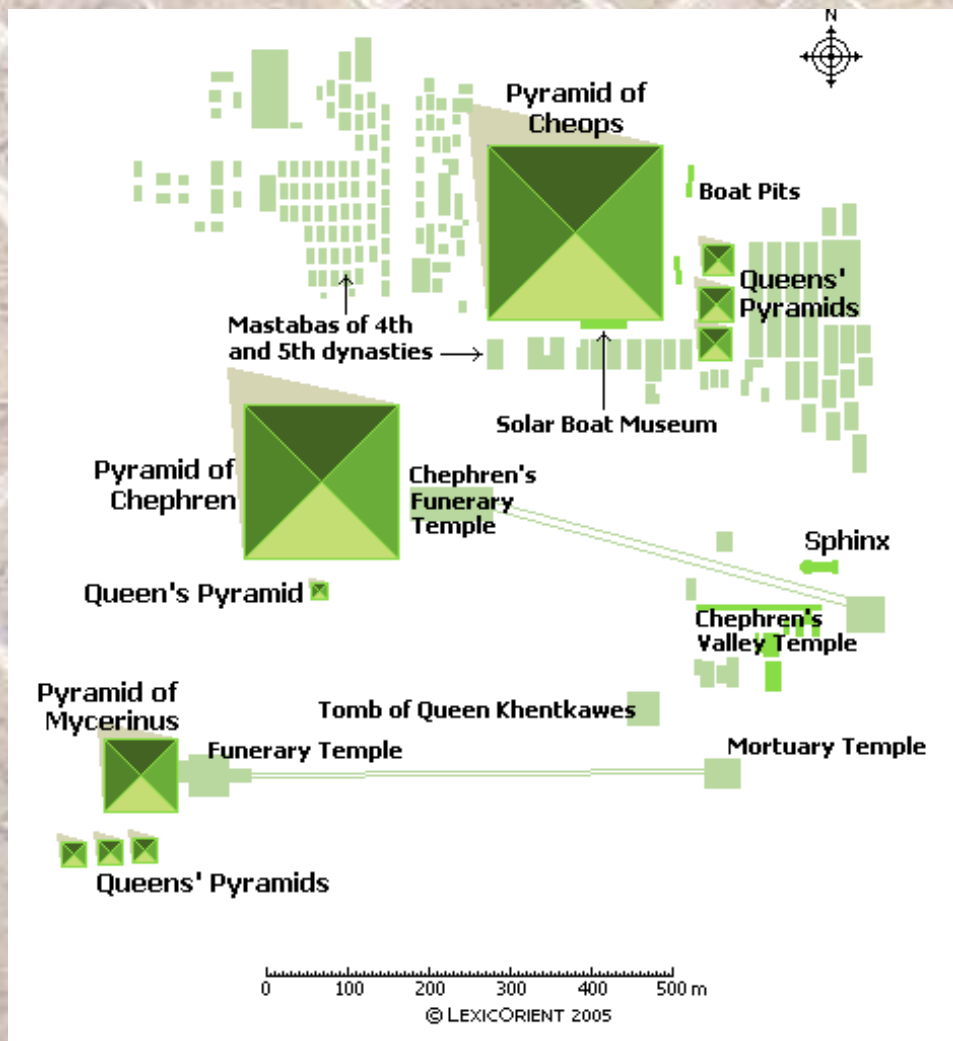
**SHU**

**TEFNUT**

**GEB**















# ANCIENT EGYPTIAN RELIGION & THEIR GODS

8. One of the most striking features of ancient Egyptian gods is the way they were represented





# ANCIENT EGYPTIAN RELIGION & THEIR GODS





# ANCIENT EGYPTIAN RELIGION & THEIR GODS

- **MUMMIFICATION**










# ANCIENT EGYPTIAN RELIGION & THEIR GODS

## Local gods

- |           |         |             |
|-----------|---------|-------------|
| – NEKHBET | Vulture | UPPER EGYPT |
| – WADJET  | COBRA   | LOWER EGYPT |





# ANCIENT EGYPTIAN RELIGION & THEIR GODS

## Local gods

- |   |         |         |             |
|---|---------|---------|-------------|
| – | NEKHBET | Vulture | UPPER EGYPT |
| – | WADJET  | COBRA   | LOWER EGYPT |





# ANCIENT EGYPTIAN RELIGION & THEIR GODS

## KINGSHIP AND DIVINITY

- Living king is a symbol of HORUS
- Dead king is a symbol of OSIRIS

- |                |       |              |
|----------------|-------|--------------|
| – HUMAN        | ..... | DIVINE       |
| – UPPER EGYPT  | ..... | LOWER EGYPT  |
| – LIGHT        | ..... | DARKNESS     |
| – GREEN VALLEY | ..... | DESERT SIDES |
| – EARTH        | ..... | SKY & HEAVEN |

Not POLARITIES  
But  
UNITIES of Two's




# KINGSHIP AND DIVINITY

Denderah temple:

Cleopatra .... Isis crown

Cesarion .... Amun crown





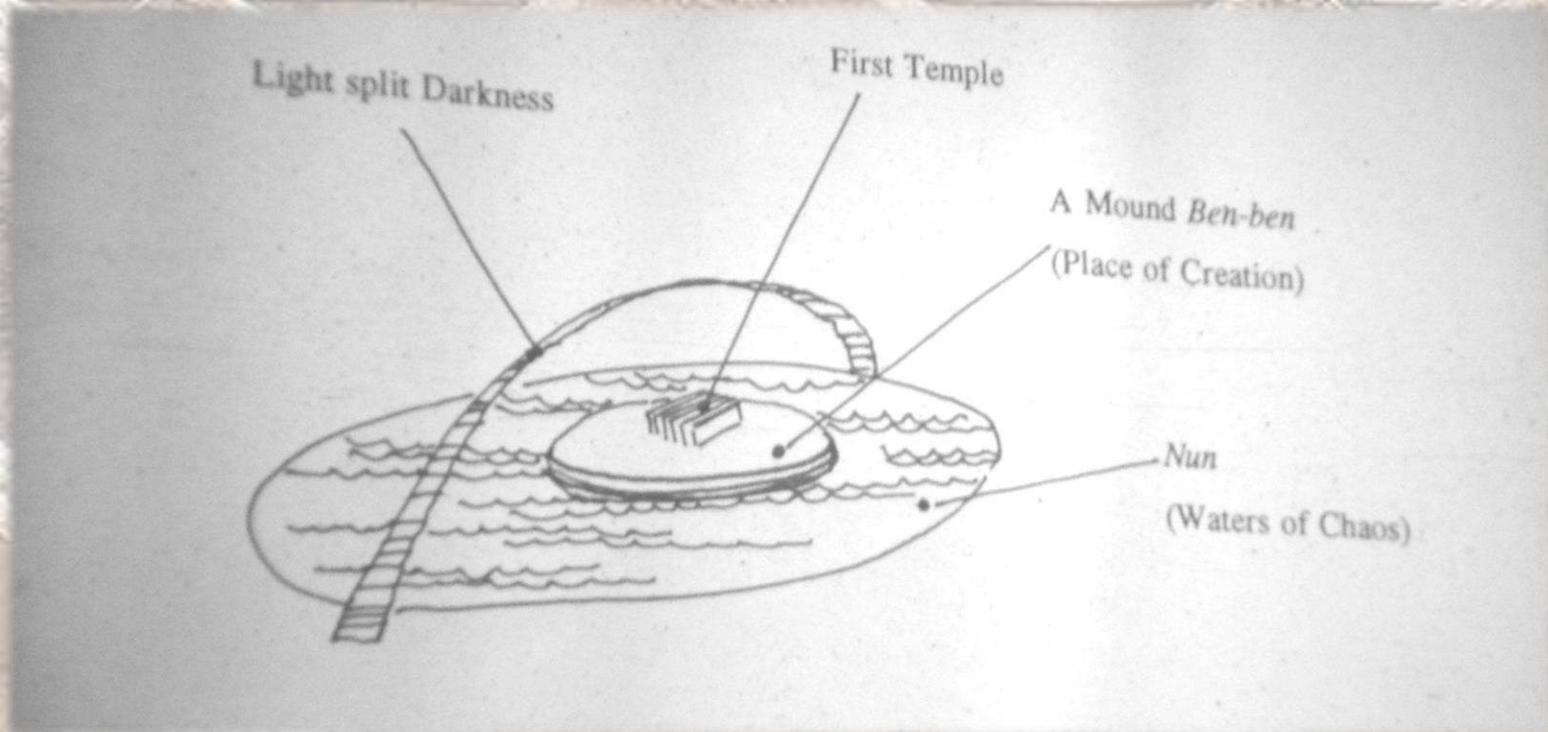


**MYTHS**



# ANCIENT EGYPTIAN RELIGION & THEIR GODS

## 1- CREATION MYTH





# ANCIENT EGYPTIAN RELIGION & THEIR GODS

## 1- CREATION MYTH





# ANCIENT EGYPTIAN RELIGION & THEIR GODS

## 1- CREATION MYTH





# ANCIENT EGYPTIAN RELIGION & THEIR GODS

## 2- OSIRIS MYTH

- OSIRIS and ISIS ruled the Earth.
- SETH kills OSIRIS , cuts him into 14 parts and throws them in the Nile.
- ISIS searches Egypt and collects his body parts.
- ANUBIS makes OSIRIS into the first mummy and brings him briefly back to life to conceive a child.
- Pregnant ISIS hides in the Delta Papyrus thicket on an island.
- HORUS fights SETH and wins, becomes the prototype of the living king / God on earth.
- OSIRIS is resurrected and becomes the prototype of the God of the Underworld.



# ANCIENT EGYPTIAN RELIGION & THEIR GODS

## 2- OSIRIS MYTH





# ANCIENT EGYPTIAN RELIGION & THEIR GODS

## 2- OSIRIS MYTH





# ANCIENT EGYPTIAN RELIGION & THEIR GODS

## 4- Myth of Solar Cycle

- NUT gave birth to RE the Sun God as a sphere.
- RE journeyed in solar baroques of gold along the star studded heavens.
- MESEKTET was the morning baroque, MANDET was the night Braque.







# ANCIENT EGYPTIAN RELIGION & THEIR GODS





# ANCIENT EGYPTIAN RELIGION & THEIR GODS

## 5- Myth OF THE CREATION OF MAN

- The God KHNUM created man from clay of the Nile flood.
- He formed his body and duplicate
- This act of creation was on the island of Elephantine.







The background features a repeating pattern of pyramids in a desert landscape, overlaid with a grid of white lines. On the left and right sides, there are vertical borders containing a repeating motif of an ancient Egyptian figure, possibly a deity or a royal figure, in a stylized pose.

# **ANCIENT EGYPTIAN ARCHITECTURE**



# ANCIENT EGYPTIAN ARCHITECTURE

## ANCIENT EGYPTIAN TIMELINE:

- PRE DYNASTIC
- OLD KINGDOM
- MIDDLE KINGDOM
- NEW EMPIRE



# ANCIENT EGYPTIAN ARCHITECTURE

## ANCIENT EGYPTIAN TIMELINE:

### *The Old Kingdom*

*"the age of the pyramids"*

3<sup>rd</sup> – 7<sup>th</sup> Dynasty





# ANCIENT EGYPTIAN ARCHITECTURE

## Introduction

During the old Kingdom, the pharaoh and his court lived in **Memphis**

When they died they were buried at the **Necropolis at Saqqara**

The earthly dwelling of the ancient Egyptians was seen as temporary and the **tomb as a permanent dwelling**

Houses were built of temporary materials to last for a life time



# ANCIENT EGYPTIAN ARCHITECTURE

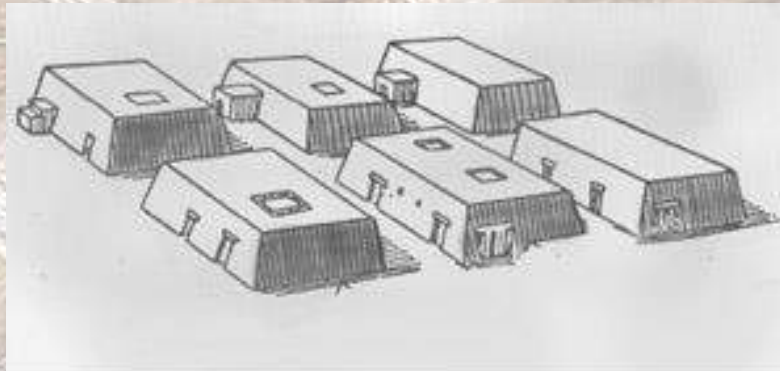
## Introduction

- **Tombs** were most outstanding architectural element of the period
- Tombs also serve as the **focus for the worship** of the dead
- The Tomb evolved during the old kingdom from the **Mastaba**, through the **stepped** pyramid to the renown **ancient Egyptian pyramid**
- We will examine each of these next



# ANCIENT EGYPTIAN ARCHITECTURE

## Mastaba



View of a group of Mastaba

Source: Adapted from Trachtenberg & Hyman (1996)

The earliest method of burial in ancient Egypt was in shallow pits in the desert

The desert dried the bodies and preserved them

When animals preyed on bodies, the people dug deeper

In the end they built a bench-like structure over graves to create first burial structure called **Mastaba**

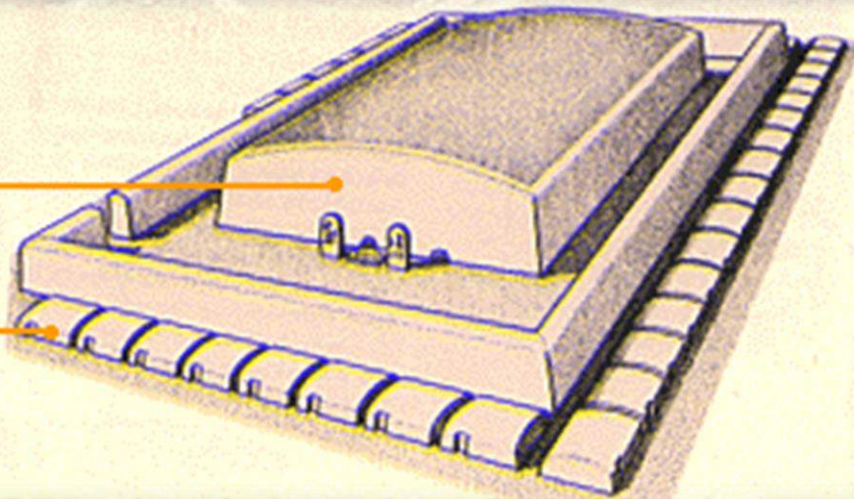


# ANCIENT EGYPTIAN ARCHITECTURE

**MASTABA:** shape of Ben-Ben

royal mastaba

non-royal mastaba





# ANCIENT EGYPTIAN ARCHITECTURE

## **MASTABA:** shape of Ben-Ben

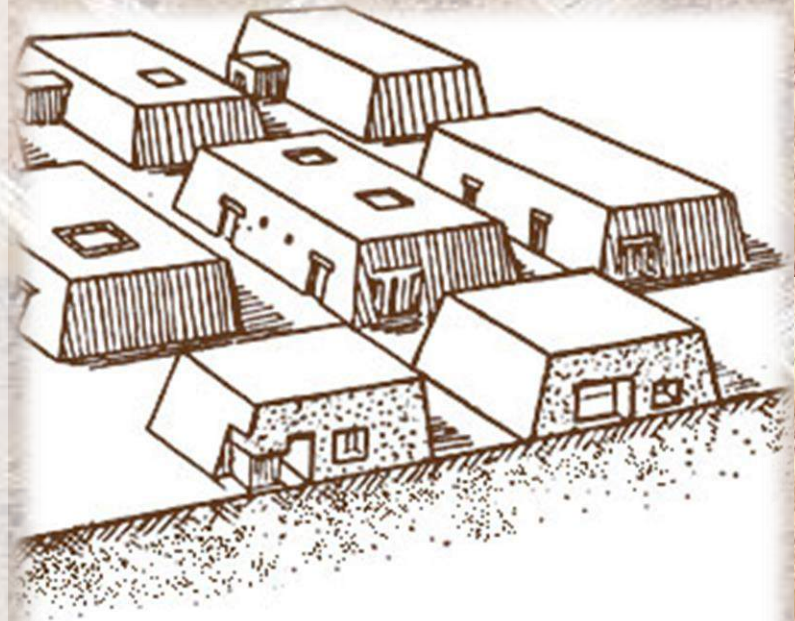
- The Mastaba was rectangular
- Flat or curved roofed structures
- Sloping sides with angle of about 75 degree
- It consists of three parts:
  1. The outer chamber (A chapel)
  2. The Serdab.
  3. Aburial chamber :The chamber containing the sarcophagus.



# ANCIENT EGYPTIAN ARCHITECTURE

## MASTABA:

- The Serdab and Chapel are located above ground
- The serdab is a room where the statue of the dead person is kept
- The statue acts as a substitute for body in case it is destroyed



Section of a Mastaba showing Chape & Serdab  
Source: adapted from Trachtenberg & Hyman (1996)



# ANCIENT EGYPTIAN ARCHITECTURE

**MASTABA:** at Abydos



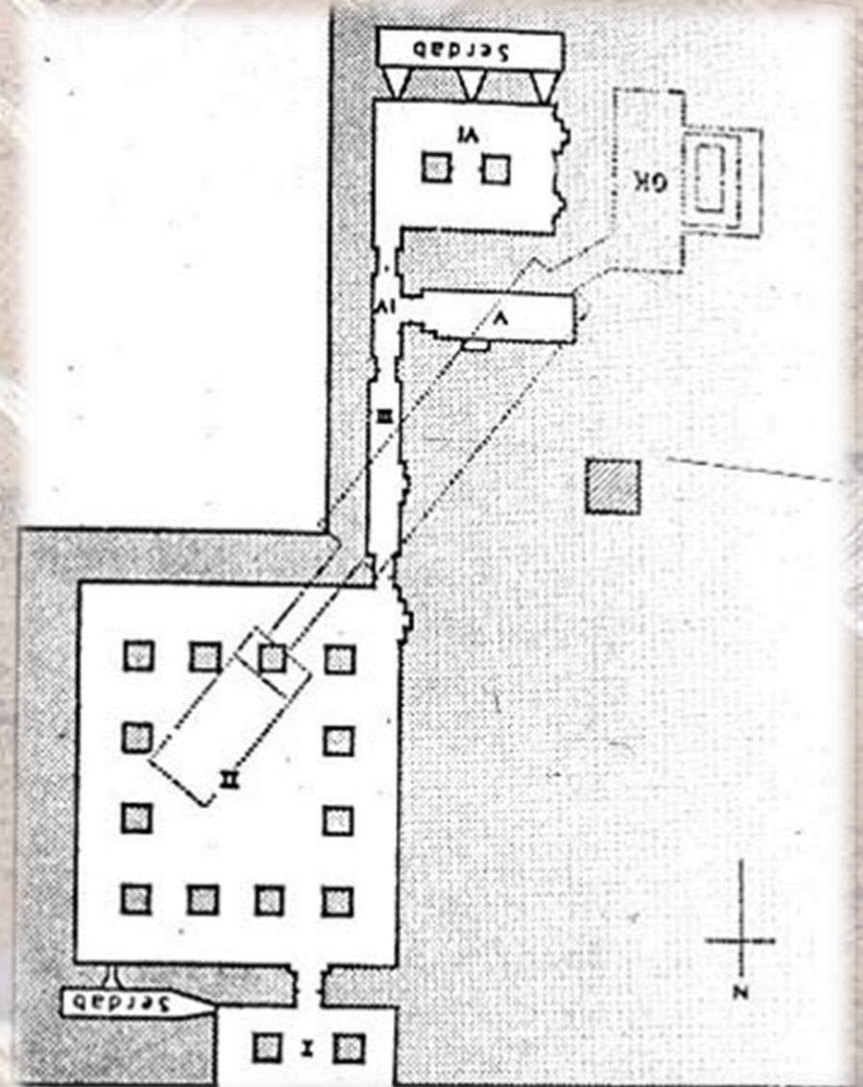


# ANCIENT EGYPTIAN ARCHITECTURE

## MASTABA:

### The Mastaba of Thi, Sakkara,

- Well preserved and restored,
- dates from the fifth dynasty, and
- Was erected to thi, who held the position of royal architect and superintendent of pyramids.
- It consists of a small vestibule, beyond which is a large court, where offerings to the deceased were made, and from which a mummy shaft led to the tomb chamber.
- The masonry is accurately jointed, and the bas-reliefs are some of the finest and most interesting in egypt .





# ANCIENT EGYPTIAN ARCHITECTURE

## MASTABA:

MASTABA OF THI  
AT SAKKARA:  
DYN 5

اسرة ثي  
قبره  
TOMB OF TI  
BYN V  
C. 2400 B.C.






# ANCIENT EGYPTIAN ARCHITECTURE

## MASTABA:

MASTABA OF THI  
AT SAKKARA:  
DYN 5

KA door





# ANCIENT EGYPTIAN ARCHITECTURE

## MASTABA:

MASTABA OF THI  
AT SAKKARA:  
DYN 5

relief





# ANCIENT EGYPTIAN ARCHITECTURE

## MASTABA:

MASTABA OF THI AT  
SAKKARA:  
DYN 5

### relief fishing

Thi is pictured in a papyrus thicket, sailing through the marshes.





# ANCIENT EGYPTIAN ARCHITECTURE



## MASTABA:

MASTABA OF THI AT  
SAKKARA:  
DYN 5

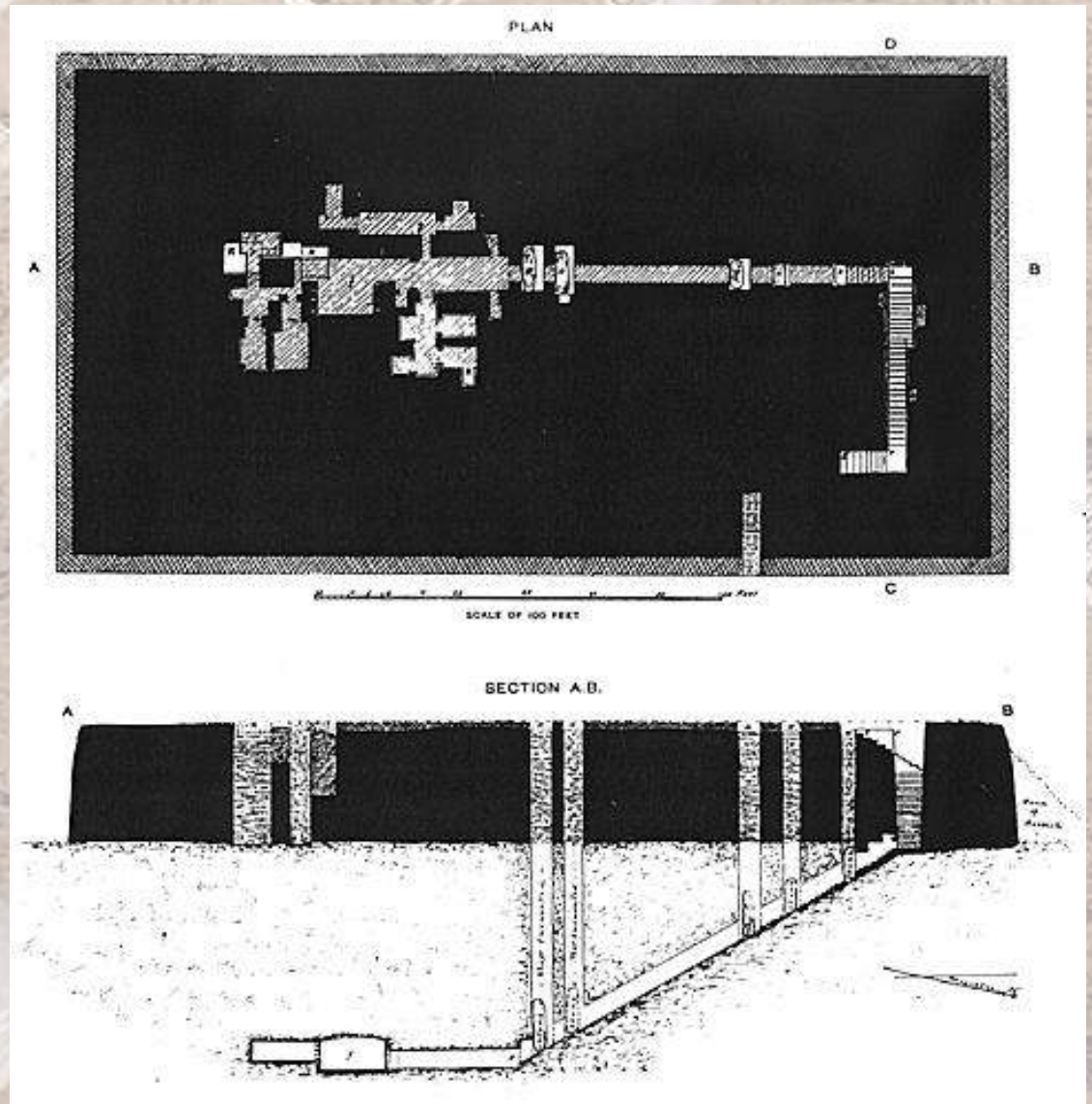
relief workers



# ANCIENT EGYPTIAN ARCHITECTURE

## MASTABA:

MASTABA AT BEIT KHALLAF:  
DYN 3





# ANCIENT EGYPTIAN ARCHITECTURE




**Stepped pyramid**



# ANCIENT EGYPTIAN ARCHITECTURE

## Stepped pyramid





# ANCIENT EGYPTIAN ARCHITECTURE

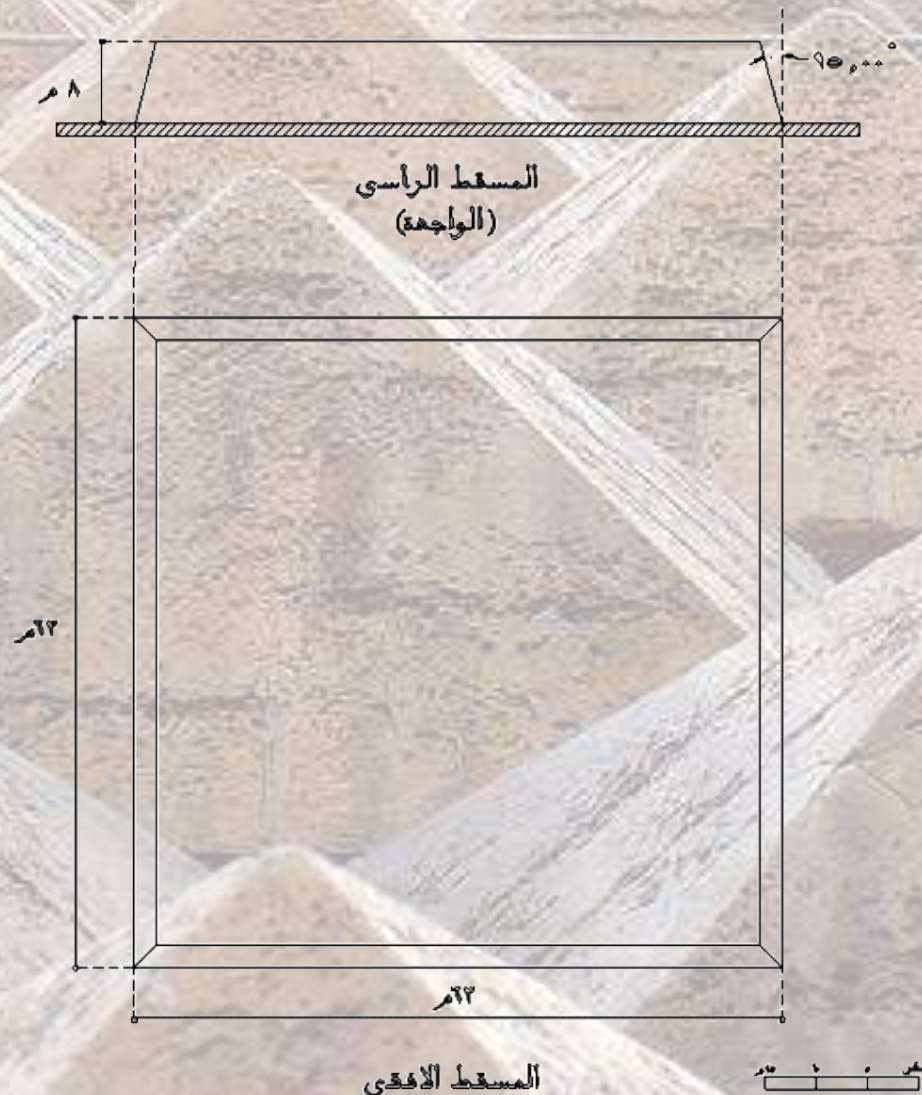
## Stepped pyramid

- King Zoser was the powerful pharaoh of the third dynasty of the old kingdom
- The stepped pyramid was built for king Zoser by Imhotep
- It was built as a funeral complex in the necropolis at Saqqara
- Imhotep initially conceived of the tomb as a large Mastaba of stone



# ANCIENT EGYPTIAN ARCHITECTURE

## Stepped pyramid





# ANCIENT EGYPTIAN ARCHITECTURE

## Stepped pyramid

- **Dissatisfaction** with the result led to the stacking of mastaba one on top of another
- The result was the stepped pyramid with **six sloping setbacks**
- The **stepped pyramid** is the **intermediate step** between mastaba and geometric pyramid

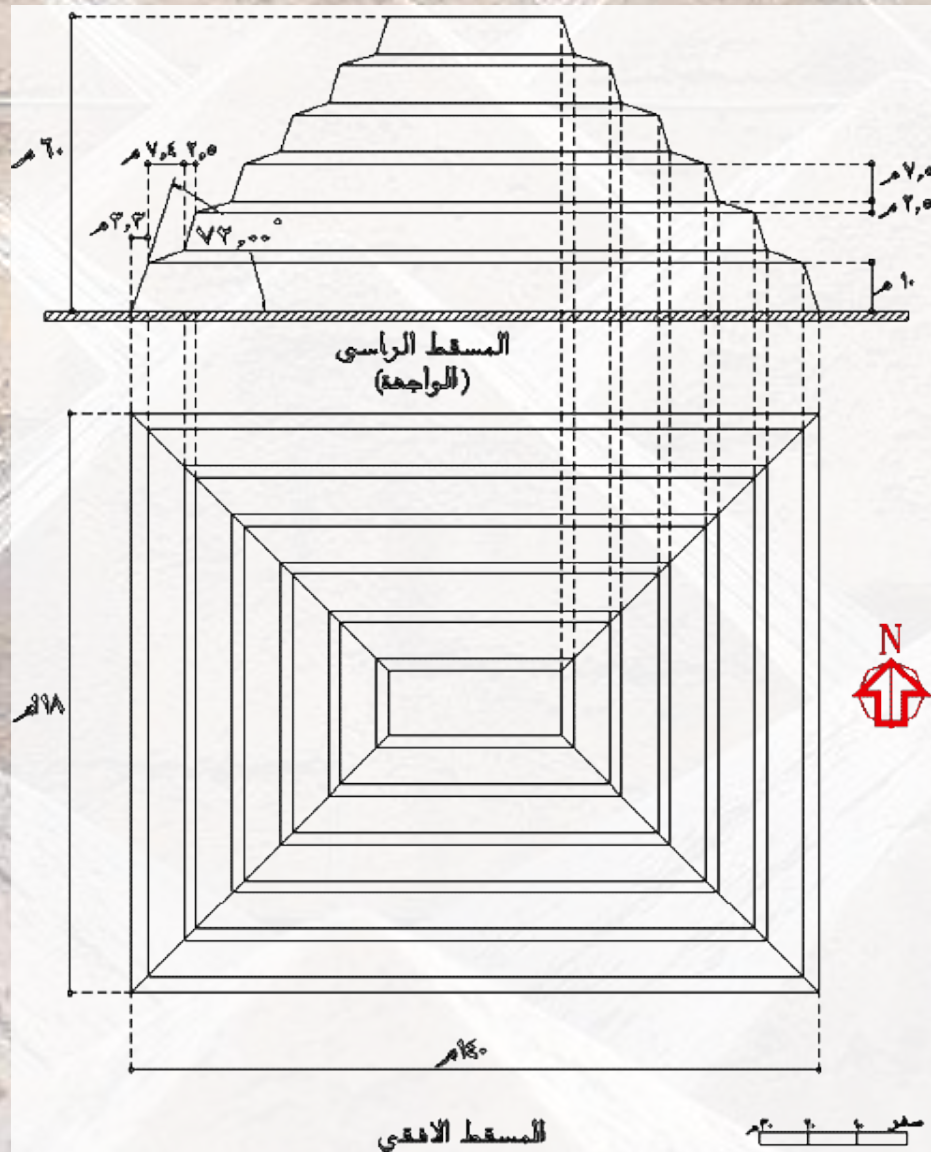


Stepped Pyramid of Zoser  
Source: <http://egyptphoto.ncf.ca>



# ANCIENT EGYPTIAN ARCHITECTURE

## Stepped pyramid





# ANCIENT EGYPTIAN ARCHITECTURE

## Stepped pyramid



- Stepped pyramid was 200 feet high with 6 giant steps
- The burial chamber is entered from the north side and is 92 feet down



# ANCIENT EGYPTIAN ARCHITECTURE

## Stepped pyramid

- After the stepped pyramids, there were several attempts at building a pure geometric pyramid
- Among the prominent attempts were the pyramid at Medum and two pyramids built by Snefru at Dashur







# Early Kingdom Tomb

## Attempts at Pyramid Building

- Pharaoh Snefru made two attempts at pyramid construction
- His first pyramid, the Bent pyramid at Dashur had a square plan with a height of 102 meters
- The pyramid had a change of angle midway, leading to its being called the bent pyramid



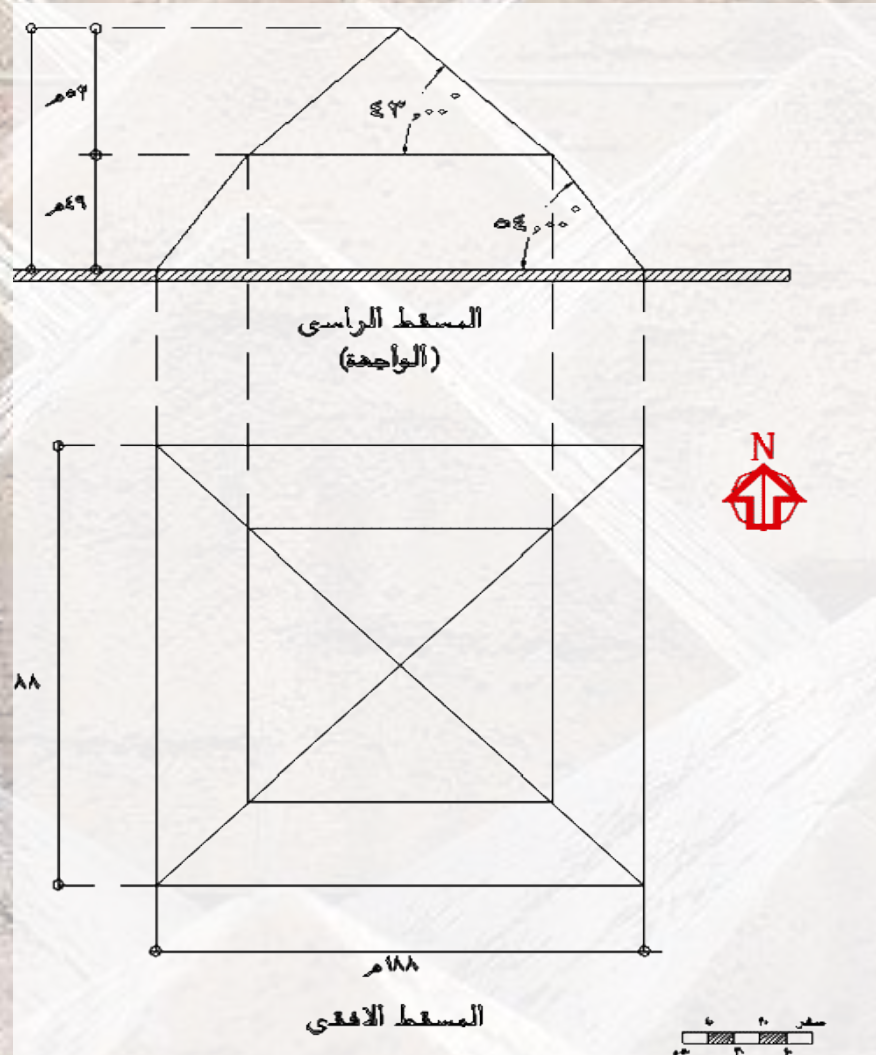
Snefru's Bent Pyramid

Source: <http://egyptphoto.ncf.ca>



# ANCIENT EGYPTIAN ARCHITECTURE

## Snefrou pyramid





# Early Kingdom Tomb

## Attempts at Pyramid Building

- Snefru's second pyramid, the north pyramid, is the place he was buried
- It had a low pitch of 43 degrees instead of 52 degrees making it look stunted
- A true pyramid has an incline angle of 52 degrees



Snefru's North Pyramid

Source: <http://egyptphoto.ncf.ca>



# Early Kingdom Tomb

## The Pyramids at Giza

- The construction of a true geometrical pyramid was achieved during the reign of Cheops, son of Snefru
- This was located at Giza
- This pyramid is called the Great Pyramid because of its size
- The pyramid is 482 ft high on a plan 760 ft square



The Great Pyramid of Cheops (Kufu) Giza  
Source: <http://egyptphoto.ncf.ca>



# Early Kingdom Tomb

## The Pyramids at Giza

- Two additional pyramids were subsequently built at Giza
- The second largest in the center was built by Chefren, the son of Cheops
- The third and smallest was built by Mykerinus, the son of Chefren
- The three together are referred to as the **pyramids at Giza**



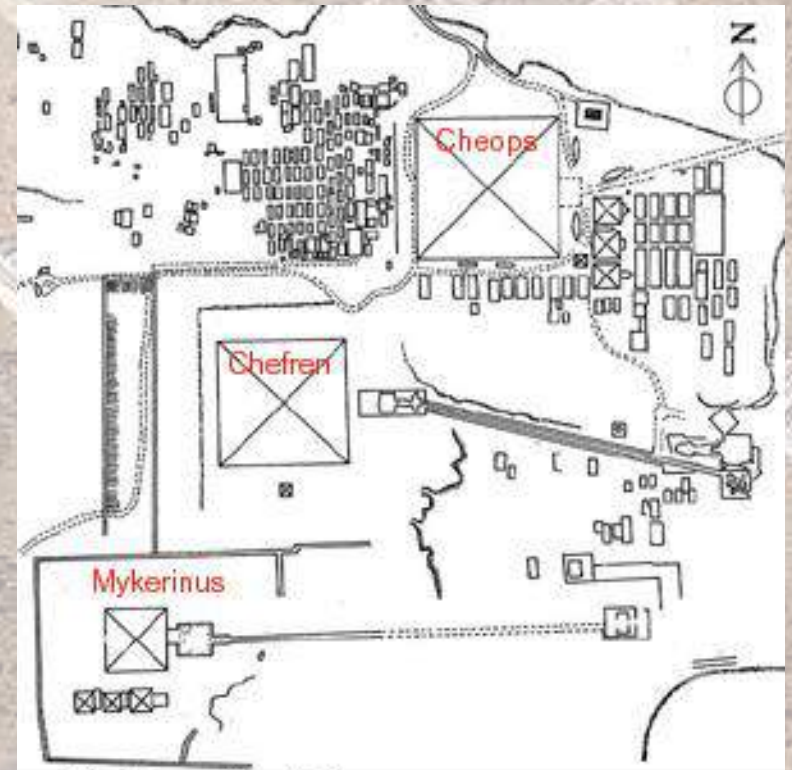
The Pyramids at Giza  
Source: <http://egyptphoto.ncf.ca>



# Early Kingdom Tomb

## The Pyramids at Giza

- The three are aligned diagonally along the projection of the diagonal of the great pyramid
- The small pyramids close to them were built for their Queens



The Pyramids at Giza

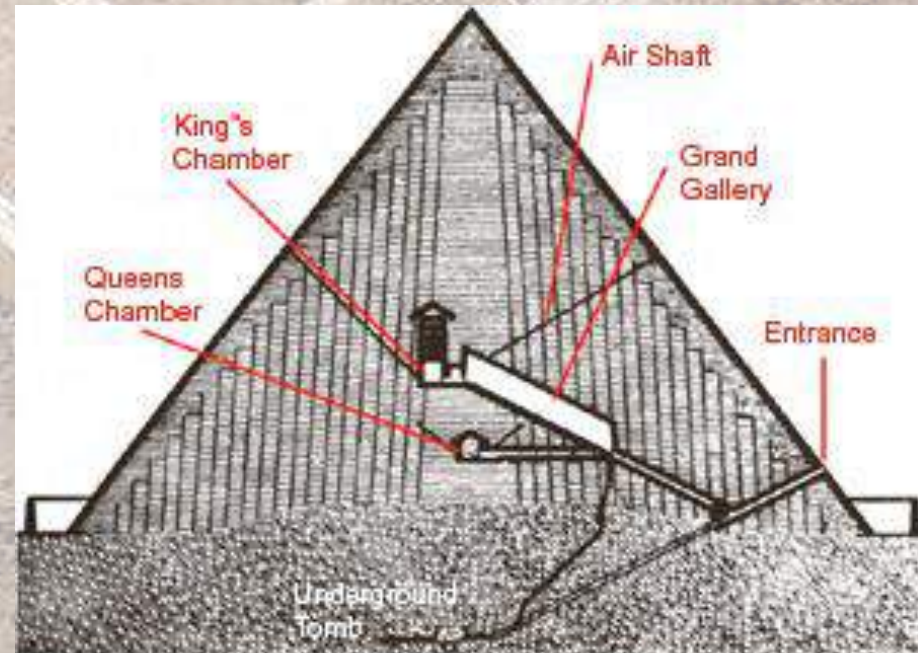
Source: <http://egyptphoto.ncf.ca>



# Early Kingdom Tomb

## The Great Pyramid Cheops

- The great pyramid has a unique internal arrangement
- First it has a chamber built below the base of the pyramid
- Another chamber was built above it known as the queen's chamber
- A larger burial chamber known as the king's chamber was built at the center of the pyramid



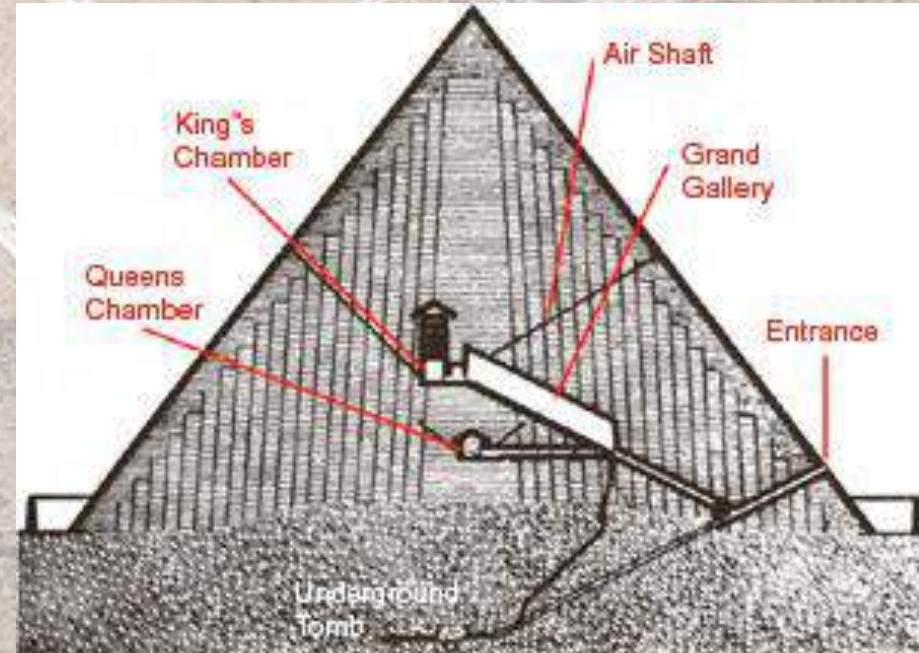
Section of The Great Pyramid of Cheops  
Source: adapted from Tractenberg & Hyman (1986)



# Early Kingdom Tomb

## The Great Pyramid Cheops

- This is the chamber where the king was buried in his Sarcophagus
- The king's chamber was 35 ft by 17ft in plan and 19ft high
- Both the king and queen chamber are connected to the entrance on the north side
- Two air shafts also connect the king's chamber to outside for ventilation
- Once a king is buried, the burial chamber was sealed forever



Section of The Great Pyramid of Cheops

Source: adapted from Tractenberg & Hyman (1986)



# Early Kingdom Tomb Pyramid

- The pyramids were designed as part of a funeral complex for the burial of a pharaoh
- Chefred's complex is the best preserved example
- The complex consist of three interconnected units:
  - A valley temple by the river Nile where the pharaoh's body was embalmed
  - A pyramid mortuary temple for rituals
  - A long narrow causeway connecting the two



A: Pyramid Funeral Complex

B: View of Giza





**THANK YOU!**