



Winnipeg Public Library

Rhymes & Songs

For Babies and Toddlers



Rhymes & Songs

*A collection of rhymes for babies and toddlers ...
and the people who love them!*



Financial support for the printing of this booklet is provided by a generous grant from the Literacy for Life Fund held at The Winnipeg Foundation (www.wpgfdn.org).

Sharing rhymes with your child is a wonderful way to share the joy of learning new words and sounds! Teaching your baby or toddler the movements to act out a rhyme will show your child that learning and fun can happen at the same time.

You are your child's first and most important teacher. When you spend time together repeating rhymes, you are helping to develop important language skills: talking, listening, asking questions, giving answers, guessing the next word and predicting the next action are skills necessary for growing children to be successful learners.

Even if your baby is too young to speak words, they will learn to communicate by watching and listening to you. Over time, hearing the same rhymes repeated often, babies will respond with sounds, facial expressions, and body movements. Your child will delight in being the focus of your attention and affection!

Discover new rhymes and stories by participating in the library's Baby Rhyme Time and Toddler Time programs. For information about locations, schedules, and registration, please visit the library website at winnipeg.ca/library or pick up a copy of the library newsletter, *AT THE LIBRARY*, available at all branches.

Please note: *All actions (rocking, bouncing, tickling, etc.) should be performed in a gentle manner that is appropriate for the individual child's personality and stage of development.*

Tips for Rhyming and Reading with Your Child

- Carry this rhyme booklet with you on errands and to appointments. Rhymes can be done anywhere from the grocery store line up to the doctor's office.
- Repeat the rhymes your baby likes best! Repetition leads to learning and one day your child will be saying the rhymes back to you.
- The actions in the rhymes (clapping, bouncing, dancing, etc.) help children develop motor skills that are important for healthy physical activity.
- Songs and rhymes introduce young children to many new words, building their vocabulary, and their knowledge of the world.

- Read books with your child every day. Praise them when they babble and “read” too.
- Point to words in books as you read them. This will help your child make a connection between the words they hear you say and the words on the page.
- When you read together, encourage your child to turn the pages. Take turns pointing and identifying objects in the pictures.
- Don’t worry about finishing a book at one sitting. Let your child’s attention span tell you when it’s time to move on to another activity.
- The more you enjoy the reading experience, the more your child will enjoy it.

- Read throughout the day: recipes, food labels, schedules, maps, instructions, traffic signs, store signs. Your baby or toddler may not understand the meaning of your words; but they will absorb how you are using language to communicate. They will also begin to learn that being able to read is a useful life skill.
- Children learn best by having fun with the people who love them the most.
- Ask library staff for book suggestions! Staff can recommend many titles that are appealing to young children including popular books used in library story times.

Talk, Sing, Read, Write, Play!

Surround your baby or toddler with these five activities every day to create a language-rich environment in your home.

TALK!

Talking with babies and toddlers is a brain-building activity! Before young children have words, they communicate in their own language using babbles, coos, laughter, smiles, looks, and gestures. Talk to your child and reply to their language. Be sure to use many different words and model how to ask and answer questions.

SING!

Babies and toddlers love music! Music enriches brain development and can be used to teach new words and concepts. In addition to sharing traditional songs, make up silly versions to go along with daily routines such as diaper changes, meal time, and bath time. When your child has words, stop during a song and let them fill in the blank. Include songs and rhymes in your home language.

READ!

Reading to babies and toddlers helps build their early literacy skills and helps them get ready for school. For young children, the most important part of reading together is interacting about the book: pointing at and talking about pictures, asking questions, making comments to connect the story to the child's life.

WRITE!

Babies and toddlers may not be writing yet but they can begin to learn about this important skill. As you read with your child, pointing to letters and words, you are helping them learn to recognize the shape and sounds of letters. This will help prepare them to learn to print letters, words, and sentences. Rhymes and songs that include finger actions and hand gestures help to build fine motor skills required to hold a crayon or pencil.

PLAY!

Play is fun and it is also how children learn. When they play, children connect imaginative ideas with real objects; for example, pretending a cushion on the floor is a boat on the ocean. This helps them understand that a letter can represent a sound and a printed word can represent an object or idea. Playing with young children takes a lot of energy so remember to include some time for quiet activities and resting.

Photo Credit: Ramona Donaldson Photography



Acka Backa

**Acka backa soda cracker,
Acka backa boo.**

(rock, swing, or bounce child)

**Acka backa soda cracker,
Up goes you!**

(lift child up into the air)

**Acka backa soda cracker,
Acka backa boo.**

(rock, swing, or bounce child)

**Acka backa soda cracker,
I love you!**

(pick up and give child a hug)

Happy Thumbs

Happy thumbs up and

(thumbs up)

Happy thumbs down,

(thumbs down)

Happy thumbs dancing

(thumbs up and bouncing to the right)

All around the town.

(bounce thumbs to the left)

Dance ‘em on your shoulders,

(bounce thumbs on shoulders)

Dance ‘em on your head,

(bounce thumbs on head)

Dance ‘em on your knees,

(bounce thumbs on knees)

Tuck them into bed.

(fold arms hiding hands)

Jelly in the Bowl

**Jelly in the bowl, jelly in the bowl,
Wibble wobble, wibble wobble,
Jelly in the bowl.**

(wiggle like jelly)

**Cookies in the tin, cookies in the tin,
Shake 'em up, shake 'em up,
Cookies in the tin.**

(pretend to shake a cookie tin)

**Candles on the cake, candles on the cake,
Blow 'em out, blow 'em out,
Candles on the cake.**

(blow out the candles)



Wibbleton to Wobbleton

From Wibbleton to Wobbleton is 15 miles,
From Wobbleton to Wibbleton is 15 miles,
Wibbleton to Wobbleton,
Wobbleton to Wibbleton,
From Wobbleton to Wibbleton is 15 miles.

(bounce child to rhythm of the verse)



Row, Row, Row Your Boat

*(rock baby back and forth or
take baby's hands and row)*

**Row, row, row your boat,
Gently down the stream,
Merrily, merrily, merrily, merrily,
Life is but a dream.**

**Row, row, row your boat,
Gently down the stream,
If you see a crocodile,
Don't forget to scream!
AAAAhhhhh!**

(scream)



Jack Frost Nose

Where did you get that little red nose?

(gently wiggle nose with fingers)

Jack Frost kissed it I suppose.

He kissed it once,

(kiss baby's nose)

He kissed it twice,

(kiss baby's nose)

Poor little nose, it's as cold as ice.

Here Comes a Mouse!

Here comes a mouse,

(make fist into a 'mouse')

Squeak, squeak, squeak.

She is tiny and soft,

(pet mouse)

And has little pink feet.

(tickle child's feet)

She runs up your leg,

(run fingers up child's leg)

Then under your arm.

Tickle-y, tickle-y

(tickle child under arms)

She means you no harm.

Here is the Beehive



Here is the beehive,

(close hands)

Where are the bees?

(look at fist)

Hidden away where nobody sees.

Soon they come creeping

Out of the hive,

(open hand, one finger at a time)

1, 2, 3, 4, 5.



Up Down, Turn Around

Up, down,

(hold baby's hands up in the air, then down to the floor)

Turn around,

(roll baby's hands)

Touch the sky,

(hands up in the air again)

Touch the ground,

(hands down to the floor again)

Wiggle fingers,

(touch baby's fingers)

Wiggle toes,

(touch baby's toes)

Wiggle shoulders,

(touch baby's shoulder)

Say hello!

(wave hands)

Here is a Nest for a Bluebird

Here is a nest for a bluebird,

(cup hands)

And here is a hive for a bee,

(folds hands together in a ball)

Here is a hole for a bunny,

(form circle with fingertips and thumbs touching)

And here is a house for me.

(make a peaked roof with hands and hold over baby's head)



Little Rabbit

I saw a little rabbit go hop, hop, hop.

(hop 3 times)

I saw her two long ears go flop, flop, flop.

(using hands for ears, flop them 3 times)

**I saw her little nose go twink, twink,
twink.**

(wiggle nose 3 times)

I saw her little eyes go blink, blink, blink.

(blink eyes 3 times)

**I said “little rabbit, please won’t you
stay?”**

**But she looked right at me, and hopped
away.**

(hop away)

Slowly, Slowly, Very Slowly

Slowly, slowly, very slowly
Creeps the garden snail.

Slowly, slowly, very slowly
Up the garden rail.

(slowly creep fingers up baby's arm or leg)

Quickly, quickly, very quickly
Runs the little mouse.

Quickly, quickly, very quickly
Up into her house!

*(quickly run fingers around baby's tummy
and up the underarm or a ticklish spot)*





These are Grandma's Glasses

These are Grandma's glasses,

(make circles around eyes with pointer finger and thumb)

This is Grandma's hat;

(place hands in triangle shape on head)

Grandma claps her hands like this,

(clap)

And rests them in her lap.

(put hands together on lap)

These are Grandpa's glasses,

(as above)

This is Grandpa's hat;

(as above)

This is the way he folds his arms

(fold arms)


Just. Like. That!

(raise & lower folded arms with each word)

Zoom Zoom Zoom

Zoom zoom zoom, we're going to the moon.
Zoom zoom zoom, we're going to the moon.
If you want to take a trip,
Climb aboard my rocket ship.
Zoom zoom zoom, we're going to the moon.
5-4-3-2-1, blast off!

(gently lift baby high in the air)



Here's a Cup

Here's a cup,

(make a cup with one hand)

And here's a cup,

(make a cup with the other hand)

And here's a pot of tea.

(bring two hands together)

Pour a cup,

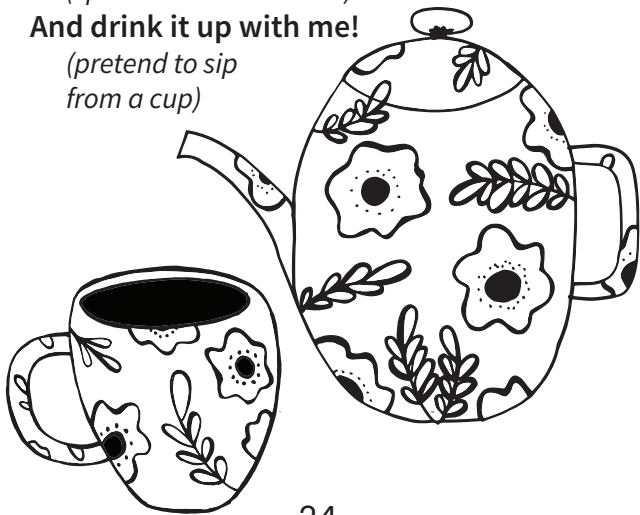
("pour" into one hand)

And pour a cup,

("pour" into other hand)

And drink it up with me!

*(pretend to sip
from a cup)*



A Smooth Road to London Town

A smooth road to London town,

A smooth road to London town,

(gently bounce baby on your knee)

The road goes up and the road goes down,

(raise and lower your knees)

A smooth road to London town.

But... by and by we come to a dell,

There the roads are not so swell,

A bumpy road, a bumpy road, a bumpy

road to London town.

(bounce baby up and down)

A smooth road to London Town,

But... by and by we come to a wood,

There the roads are not so good,

A bumpy road, a bumpy road, a bumpy

road to London town.

(bounce baby up and down)

Ten Galloping Horses

Ten galloping horses rode through the town.

Five were white and five were brown.


(bounce baby on your knee)

Five rode up and five rode down.

(pull your knees up to ride high, then lower them again)

Ten galloping horses rode through the town!

(bounce baby on your knee)



I'm Toast in the Toaster

I'm toast in the toaster.

I'm getting very hot.

(gently bounce baby)

Tick, tock, tick, tock.

(sway side to side)

Up I pop!

(lift baby up in the air)

Mix and Stir

Mix and stir and pat in the pan,

*(take baby's hands and make stirring motion,
then pat baby's tummy)*

I'm going to make a gingerbread man.

*(trace outline of baby's shape on head and
shoulders with index fingers)*

With a nose so neat,

(touch baby's nose)

And a smile so sweet,

(trace a smile on baby's mouth)

**And gingerbread shoes on his gingerbread
feet.**

(pat baby's feet)

Round and Round the Garden

**Round and round the garden,
Like a teddy bear.**

(draw a circle on baby's tummy)

**One step, two step,
Tickle you under there!**

*(walk fingers up for a tickle under
baby's arm)*

Pizza, Pizza, Pumpernickel!

Pizza, Pizza, Pumpernickel!

(flash one hand wide, then the other, then roll arms)

My little one shall have a tickle!

(tickle child)

One for the nose, one for the toes,

(gently touch child's nose and tickle toes)

And one for the middle where the good food goes!

(tickle child's tummy)

The Moon is Round

The moon is round as round can be.

(circle finger around child's face)

Two eyes, a nose, and a mouth like me!

(gently point to eyes, nose and mouth)

The Grandfather Clock

The grandfather clock goes
Tick tock, tick tock, tick
tock,

*(sway baby slowly from side
to side)*

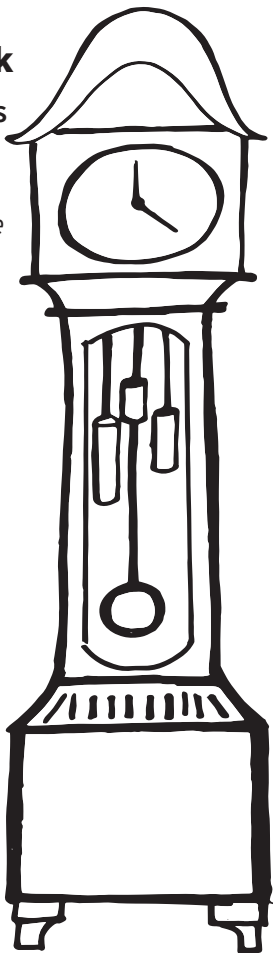
The kitchen clock goes
Tick tock, tick tock, tick
tock,

(sway a little faster)

And Mommy's little watch
goes

Tick-tick-tick-tick-tick-tick
(jiggle or tickle)

Stop!



Two Little Eyes

Two little eyes to look around.

(touch baby's eyes)

Two little ears to hear each sound.

(touch baby's ears)

One little nose to smell what's sweet.

(touch baby's nose)

And one little mouth that likes to eat.

(touch baby's mouth)

Chubby Little Snowman

A chubby little snowman,
(arms around your big belly)

Had a carrot nose.
(point to nose)

Along came a bunny,
(fingers pointed like bunny ears... hop, hop)

And what do you suppose?
(fingers still like ears, stop hopping)

That hungry little bunny,
(look to the left)

Looking for her lunch,
(look to the right)

Ate the snowman's nose with a
(grab carrot nose and hold to mouth)

Nibble.....nibble....CRUNCH!
*(munch carrot....jump up with hands high on
'CRUNCH'!)*

The Apple Tree

Way up high in the apple tree,

(stretch arms up)

Two little apples peeked at me.

(peek out from behind fingers)

I shook that tree as hard as I could,

(pretend to shake tree trunk)

And down came the apples.

(bring arms down/or fall to the ground)

Mmmm, they were good!

(pat tummy)

Baby's Nap

This is a baby ready for a nap.

(hold out your index finger)

Lay her down in a loving lap.

(lay finger down in baby's palm)

Cover her up so she won't peep.

(wrap baby's fingers around your index finger)

And rock her till she's fast asleep.

(rock finger back and forth)

Baby in the Cradle

Baby in the cradle goes rock, rock, rock.

(rock child)

**The clock on the dresser goes tick, tick,
tock.**

(move index finger back and forth)

The rain on the window goes tap, tap, tap.

(tap finger)

**But here comes the sun so we clap, clap,
clap!**

(clap hands)

Head and Shoulders

Head and shoulders,

(place hands on head, then shoulders)

Knees and toes,

(knees and toes)

Knees and toes,

(repeat actions)

Knees and toes,

(repeat actions)

Head and shoulders,

(place hands on head, shoulders)

Knees and toes,

(repeat knees and toes)

Eyes, ears, mouth, and nose.

(point to eyes, ears, mouth, and nose)

Sing this verse to the tune of

'London Bridge is Falling Down.'

*Repeat over and over, quickening the pace
each time.*

I Saw a Snake

I saw a snake go by today,
(make fingers into sunglasses)

Driving in his Chevrolet.
(make steering-wheel actions)

He was long,
*(show length with
arms stretched apart)*


And he was thin,
(show pointer finger)

But he didn't have a chin.
(touch chin)

Didn't have a chin?
But what the heck,

(throw arms up)

**He had lots and
lots of neck!**
*(roll hands out
from under your
chin, one after
the other)*



The Ponies are Walking

The ponies are walking, they're walking
along,

Walking along, walking along.

The ponies are walking, they're walking
along.

(slowly bounce baby on your knee)

Whoa! Whoa! Whoa!

(lean baby back)

The ponies are trotting, they're trotting
along,

Trotting along, trotting along.

The ponies are trotting, they're trotting
along.

(quickly bounce baby on your knee)

Whoa! Whoa! Whoa!

(lean baby back)

This is My Mother

This is my mother.

(wiggle baby's thumb)

This is my father.

(wiggle baby's index finger)

This is my brother tall.

(wiggle baby's middle finger)

This is my sister.

(wiggle baby's ring finger)

This is the baby.

(wiggle baby finger)

Oh, how I love them all!

(kiss fingertips)

Make a rhyme your own by changing the words to describe your family.

The Cuckoo Clock

Tick tock, tick tock,
I'm a little cuckoo clock.
Tick tock, tick tock,
Now the time is one o'clock.
Cuckoo!

(lift baby in the air once)

Tick tock, tick tock,
I'm a little cuckoo clock.
Tick tock, tick tock,
Now the time is two o'clock.
Cuckoo! Cuckoo!

(lift baby in the air twice)

Tick tock, tick tock,
I'm a little cuckoo clock.
Tick tock, tick tock,
Now the time is three o'clock.
Cuckoo! Cuckoo! Cuckoo!

(lift baby in the air three times)

Hickory Dickory Dock

**Hickory dickory dock,
The mouse ran up the clock.**

(walk two fingers up baby's arm like a pair of legs)

**The clock struck one,
*(give baby a kiss on the nose)***

**The mouse ran down,
*(run fingers back down the same arm)***

Hickory dickory dock.

Roly Poly

**Roly poly, roly poly,
Up, up, up...up, up, up.**

(roll baby's hands around each other, then stretch up and up and up)

**Roly poly poly, roly poly poly,
Down, down, down...down, down, down.**

(roll baby's hands, then stretch down and down and down)

Two Little Bluebirds

Two little bluebirds sitting on a hill,

(hold up both index fingers)

One named Jack, and one named Jill.

(hold up one finger, then the other)

Fly away Jack, fly away Jill,

(first one “bird” flies behind your back, then the other)

Come back Jack, and come back Jill.

(bring back one “bird”, and then the other)

Pat-a-Cake

**Pat-a-cake, pat-a-cake, baker's man,
Bake me a cake as fast as you can.**

(take baby's hands and clap)

**Roll it, and pat it, and mark it with a B,
*(roll baby's hands, pat baby's palm and
draw a B)***

**And put it in the oven for baby and me!
*(gently pat baby's tummy)***

Fee Fi Fo Fum

Fee, fi, fo, fum.

(point to fingers, one by one)

See my fingers,

(wiggle fingers)

See my thumbs.

(wiggle thumbs)

Fee, fi, fo, fum.

Fingers gone -

Now the thumbs.

(wiggle fingers and thumbs, then hide behind back)

Mother and Father and Uncle John

Mother and Father and Uncle John,
(bounce child)

Went to the market, one by one.
(continue to bounce)

Mother fell off,
(tilt way to the left holding child)

And Father fell off,
(tilt way to the right holding child)

But Uncle John went on and on and on....
(bounce child on and on and on...)



winnipeg.ca/library