



MINISTRY OF EDUCATION

Nursery Activity Book



FOREWARD

A book that is as exciting as it is interesting, this *Nursery Activity Book*, the first of its kind produced by the Ministry of Education, will be a great learning adventure for nursery-aged children as they also have fun practising what they learn. This learning is skilfully reinforced as children write, trace and colour.

When children are involved in meaningful activities real and lasting learning takes place. Children will learn simple fundamental concepts on numbers, shapes, colours and letters as they see pictures of objects familiar to them. Our little ones, though excited, should not do too many pages at once. One or two pages each day will be fine.

These activities should be done in a pleasant, relaxed atmosphere where the children are always being encouraged. They have been designed by experienced and capable officers who are really great at what they do.

Enjoy this *Nursery Activity Book* and look out for a second one soon!

Jennifer Cumberbatch

Director,

National Centre for Educational resource Development (NCERD)

All about me!

My name is _____

I am a



boy



girl

The colour of my eyes is

The colour of my hair is







I can trace lines




Match the rain drop colours to the cups.




Trace the shapes



Colour the shapes just as those coloured below.



green



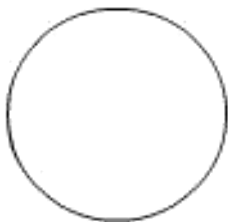
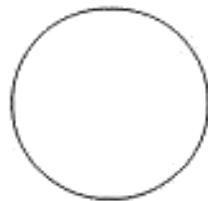

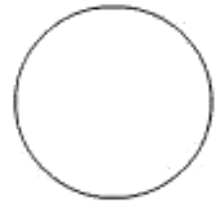
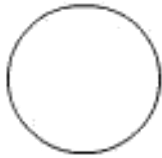
blue



red



yellow



Trace the numerals in each row.

1 1 1 1 1 1


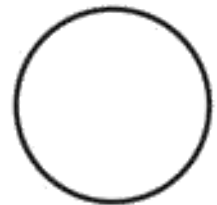
2 2 2 2 2 2

3 3 3 3 3 3

4 4 4 4 4 4

5 5 5 5 5 5

In each row circle the picture that is different.



Match the word to a picture.

cold



sunny



happy



hot



sad



rainy




Colour the picture




Coconut


Count the number of dots on the ladybug then circle the correct number.




6	4	3
---	---	---




8	6	7
---	---	---




5	4	9
---	---	---




10	9	8
----	---	---




3	2	8
---	---	---




9	3	6
---	---	---



8	10	6
---	----	---




11	10	9
----	----	---



2	1	3
---	---	---


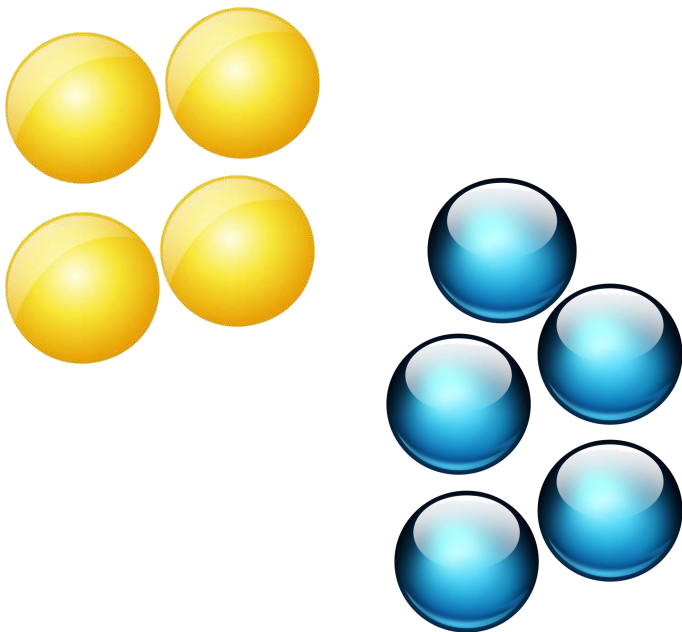
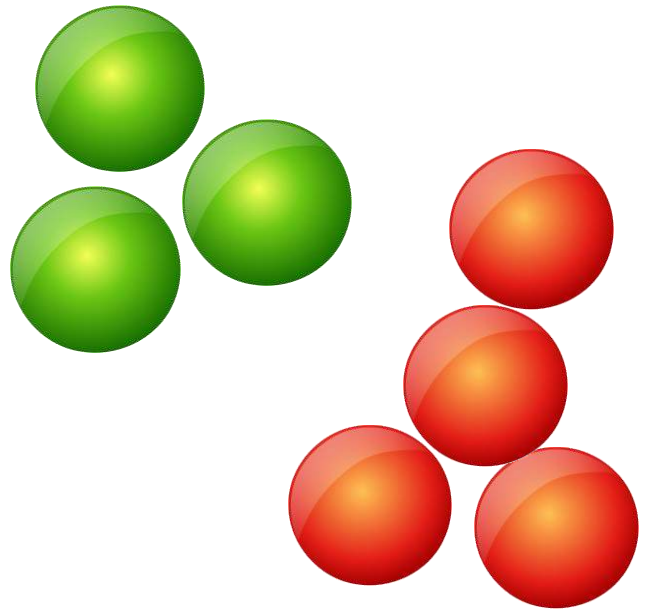
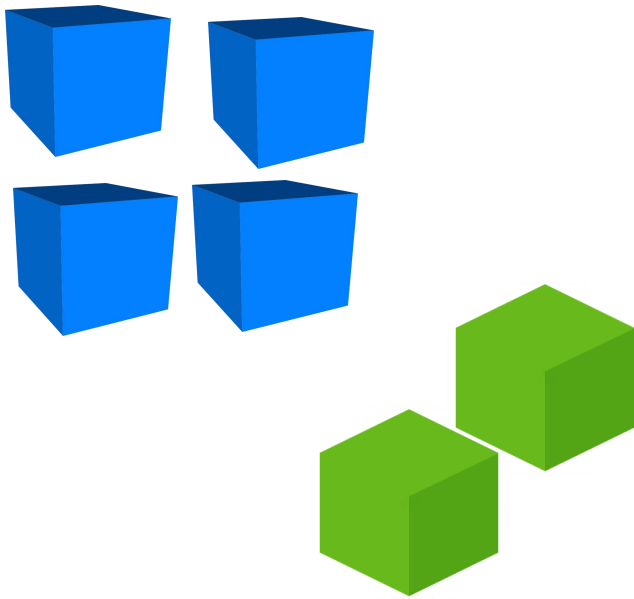
Colour the picture



Butterflies and flowers

More or Less

Look at the shapes in each box and circle the set that has more.

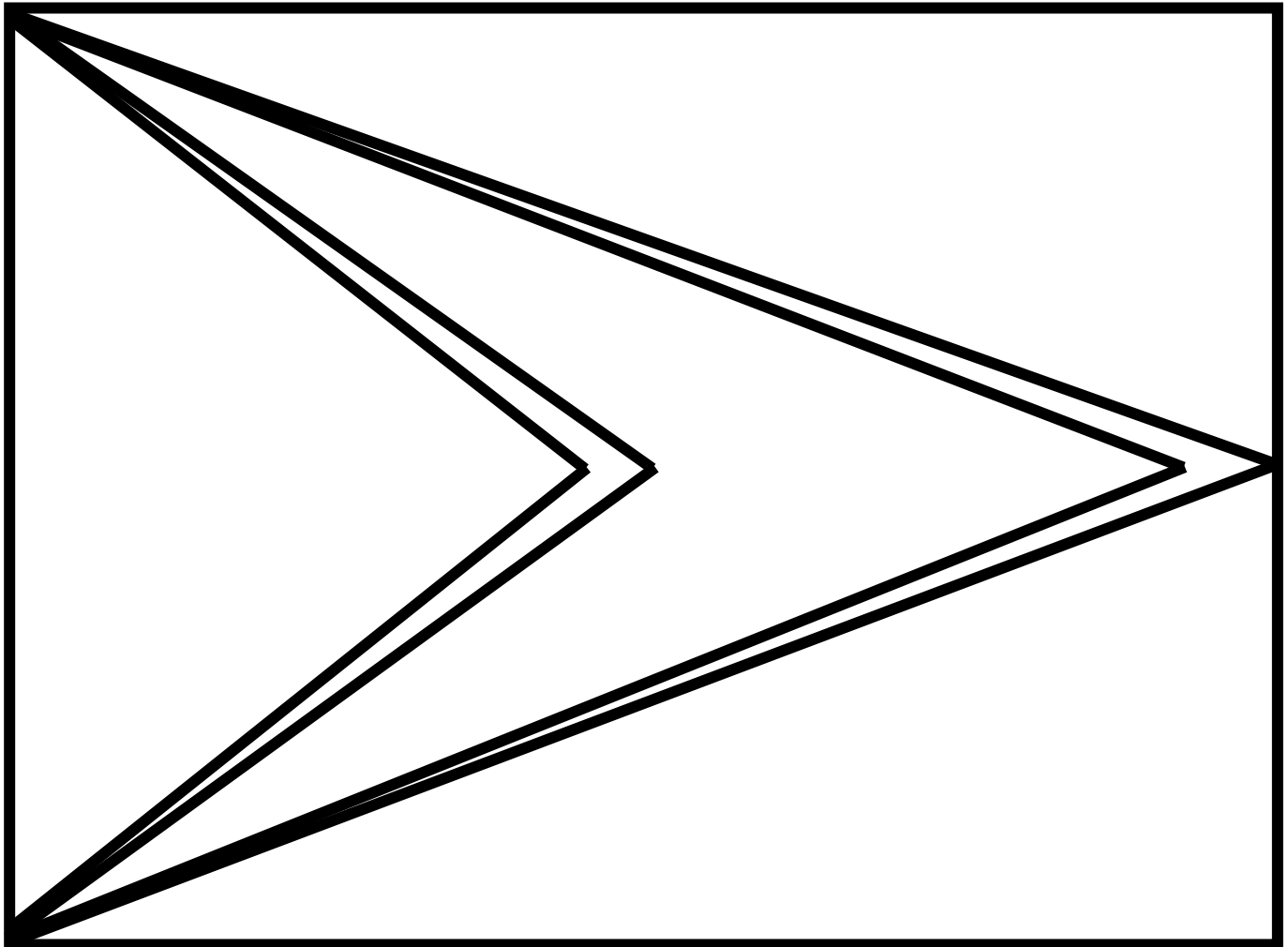


Big or Small

Look at the objects in each box and circle the one that is bigger.




Colour the picture



The Golden Arrowhead

Trace and colour the numbers.



1 2 3

4 5

6 7 8

9 10

Match each uppercase letter to its lowercase.



Apple

A



b



Ball

B



d



Cake

C



e



Dog

D



a



Egg

E



f



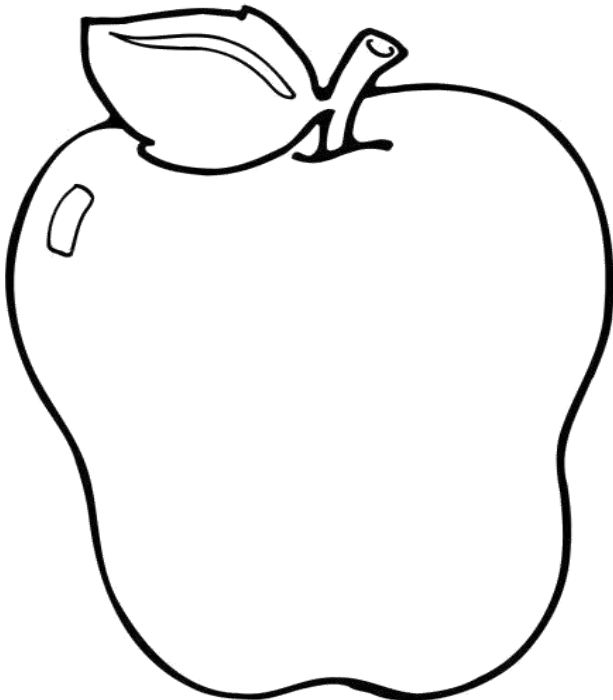
Fish

F




c


Colour the picture




red apple



blue balloon



yellow star



green leaf













Colour the picture




Stay safe: cover your cough and sneeze

Colour and shape patterns

Circle the shape which comes next

	 	or
	 	or
	 	or
	 	or

Colour the picture



Stay safe, wear your mask!

Use your fingers to trace the letters

a b c d e



f g h i j

k l m n o

p q r s t

u v w x y z

Count the number of animals and colour the correct number below.



Colour the picture



Doctor


Let us learn


One, two,
Buckle my shoe;



Three, four,
Knock at the door;

Five, six,
Pick up sticks;



 Seven, eight,
Lay them straight;

Nine, ten,
A big, fat hen




Let us sing

Hey, Diddle, Diddle



Hey, diddle, diddle,



The cat and the fiddle,



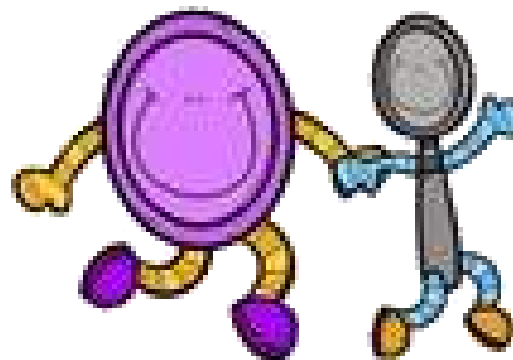
The cow jumped over the moon;

The little dog laughed

To see such sport,



And the dish ran away with the spoon.



Let us practise writing

Write your name as many times as you can

Handwriting practice lines consisting of two columns of horizontal lines for writing.

Write different words that you know

Handwriting practice lines consisting of 18 rows. Each row has a solid top line, a dashed middle line, and a solid bottom line.

Write different words that you know

Handwriting practice lines consisting of 15 sets of three horizontal lines (top, middle dashed, bottom) for writing words.

Free expression

Use this page to print, colour, draw or write

Free expression

Use this page to print, colour, draw or write

Free expression

Use this page to print, colour, draw or write

Free expression

Use this page to print, colour, draw or write



Produced By:
National Centre for Educational Resource Development
MINISTRY OF EDUCATION