

Dot

Bluezone-Monica Graffeo, 2004



Shelving system

Un'architettura leggera per organizzare in totale libertà ogni stanza della casa. Pochi elementi per infinite soluzioni: mensole in lamiera verniciata, montanti in alluminio, fianchetti, reggilibri, tubi illuminanti, porta abiti e contenitori pensili.

A lightweight design element for organising every room in the home as you desire. A few elements for countless solutions: painted sheet metal shelves, aluminium uprights, sides, bookends, bar lighting, clothes hooks and wall storage units.

Eine leichte Konstruktion, um jeden Raum des Hauses in völliger Freiheit zu organisieren. Wenige Elemente für unzählige Lösungen: Borde aus lackiertem Blech, Pfosten aus Aluminium, Seitenblenden, Buchstützen, Leuchtröhren, Kleiderhalter und Hängeelemente.

Une architecture légère pour organiser et aménager, en pleine liberté, chaque pièce de la maison. Peu d'éléments pour une infinité de solutions: étagères en tôle laquée, montants en aluminium, côtés, serre-livres, tubes éclairants, tringles de penderie et rangements à suspendre.

KRISTALIA

Dimensions



Wall upright
 H 60-100-140-180-220-260 cm
 H 23⁵/₈-39³/₈-55¹/₈-70⁷/₈-86⁵/₈-102³/₈"



Support for floor-standing bookcase
 H 18 cm
 H 7"



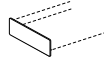
Floor-to-ceiling upright
 H 236/242-276/282-316/322 cm
 H 92⁷/₈/95¹/₄-108³/₄/111-124³/₈/126³/₄"



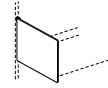
Shelf-support
 P 25-35-45 cm
 D 9⁷/₈-13³/₄-17³/₄"



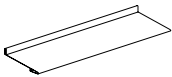
Shelf-support to join two shelves
 P 25-35-45 cm
 D 9⁷/₈-13³/₄-17³/₄"



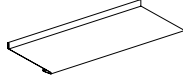
Rh/Lh end panel
 P 26-36-46 cm
 D 10²/₈-14-18"



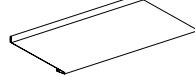
Rh/Lh high end side panel
 P 26-36 cm
 D 10²/₈-14"



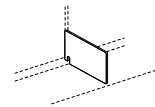
Shelf 25 cm deep
 L 76-91-151-181-226-271 cm
 W 29⁷/₈-35⁷/₈-59⁴/₈-71²/₈-89-106³/₄"



Shelf 35 cm deep
 L 76-91-151-181-226-271 cm
 W 29⁷/₈-35⁷/₈-59⁴/₈-71²/₈-89-106³/₄"



Shelf 45 cm deep
 L 76-91-151-181-226-271 cm
 W 29⁷/₈-35⁷/₈-59⁴/₈-71²/₈-89-106³/₄"



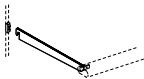
Book support
 P 26 H 18 cm
 D 10²/₈" H 7"



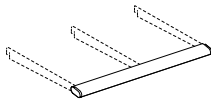
Hanger-bar support
 Rh/Lh or middle



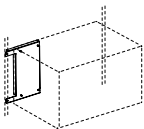
Hanger-bar
 L 76-91-151-181-226-271 cm
 W 29⁷/₈-35⁷/₈-59⁴/₈-71²/₈-89-106³/₄"



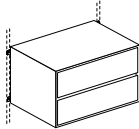
Bar light support
 Rh/Lh or middle



Bar light
 L 76-91-151-181-226-271 cm
 W 29⁷/₈-35⁷/₈-59⁴/₈-71²/₈-89-106³/₄"




Supports for suspended drawer units
 Rh/Lh or middle




Suspended drawer unit
 L 71-86 P 47 H 45 cm
 W 28-33⁷/₈" D 18¹/₂" H 17³/₄"

Finish



Aluminium grey metal



White metal



Black metal

More finishes and coverings info:

[Materials & Finishes](#)