


Reading Centre

making a difference

Retelling stories at home







Retelling stories at home

Building reading
comprehension through
retelling stories


Adapted from Tell It Again – Q1! © DoE 2017

Why is story retell important?

 Learning to retell a story is an important skill for building reading comprehension and writing skills in young children.

 Children need to develop story telling skills in a spoken format before they can apply them to a written format – to understand stories and to write stories.


 To tell a good story children need to understand the components of story structure.



When **learning @ home**

Discussing the topics that are contained in the following slides when you are discussing or reading texts will assist children when they are retelling stories.

Components of story structure



- Character
- Setting
- Complication or Problem
- Action
- Resolution or Ending
- Feelings

Characters



Characters are people or animals in stories.

All stories have characters.

When we ask “Who is in the story?” we are talking about the characters.

Characters are the most important part of a story.

Without characters, there would be no story!

A character in a story will usually be a person but can sometimes be an animal, or even a robot or a car!



This icon will help you remember to talk about the characters in your stories.

Setting



The setting tells us where the story takes place.

The setting can also tell us when the story happens.




This icon will help you remember to talk about the setting in your stories.

Complication or Problem



The complication is something that happens in the story that gets the story going.

Most interesting stories have **a complication that starts the story off** and makes the **characters go into action**.



This symbol reminds us that most stories have a complication.

Action



The actions are things the characters do in the story.

The characters usually take actions to solve the complication.

All stories have actions.

The characters might need to plan and do lots of different actions during the story.



This icon reminds us that all stories have **actions** in them.


Resolution or ending



The resolution of a story happens because of the actions the characters take.

The resolution is the way the story ends.

A story always has words at the end that wrap up the story.



This icon reminds us that all stories need to have a resolution.


Feelings




Characters have feelings about things that happen in the story.

Feelings can happen all through the story.

Characters can feel angry, sad, worried, scared or happy.



This icon reminds us about the **feelings** characters have in stories.



When **learning @ home**
you can also use gestures.

Gestures act as a prompt
for children and can help
them to remember to
include all the components
in their retelling stories.

Gestures



Practise using the gestures.



Complication



Resolution



Setting




Feeling



Character



Action




When learning @ home
you can use

- story scripts,
- pictures,
- icons, and
- gestures.


These materials will assist you to
help your child with retelling
stories.

Story scripts

All of the story scripts contain a complete episode and the same important story elements



- character
- setting
- complication
- action and resolution
- feelings



When **learning @ home**

The following slides will give you an example of the story that is being read and where the icon cards which represent each of the elements, fit.

The adult reads the story

1



One beautiful sunny day, Mae, a happy little girl, was playing in the yard with her brand new ball. Her dog quietly sat watching Mae having fun with the ball.

2



Suddenly her dog snatched Mae's ball and ran away with it. She chased after her pesky dog but he ran faster and faster until she fell over. Mae was upset and cried because she couldn't catch that naughty dog.

3



After a while Mae decided that she would get help from her Dad who had come out into the garden when he heard her crying. She explained "The dog has stolen my ball and I can't catch him.

4



When Dad caught the dog he took the ball out of his mouth. Mae was happy because she finally had her ball back and decided to keep it away from her naughty dog.

The child places the icons when they hear a story element

Mia is a character




The dog is a character

The yard is the setting



The dog snatching the ball is the complication



Upset is a feeling



Dad is a character





Mia telling Dad what happened is an action

Happy is a feeling.

Dad catching the dog is an action

Mia getting her ball back is the resolution.





When **learning @ home**

With practice, your child will increase their ability to identify each of the elements in these stories and many others that they read.

Always remember to praise and encourage your child for their efforts.

