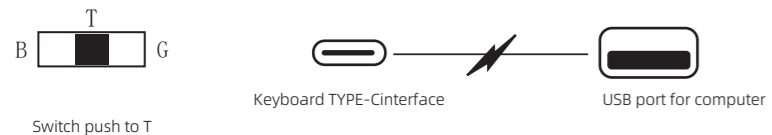


Three mode use tutorial

Wired Mode:

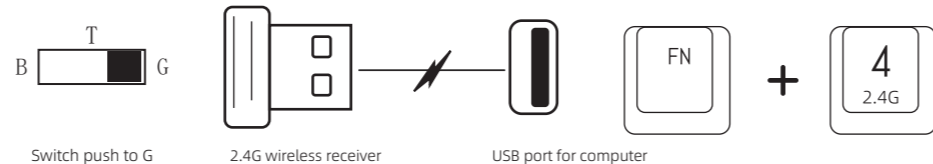


When the wired mode is used, the switch is pushed to T, and the data cable is connected to the keyboard and the computer.

After the data cable is connected to the computer, the keyboard battery will be charged at the same time (left CTRL key back bright red, left CTRL key green after full charge)

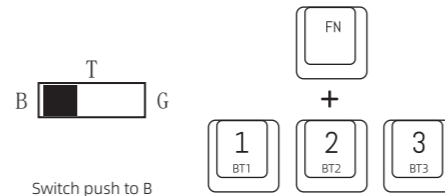
When the power is low, the right CTRL key back bright red and flashing prompt charging voltage/current: DC5V==1A(MAX), the use of high-power fast charger is easy to damage the keyboard

2.4G Wireless mode:



2.4G wireless use, the switch is pushed to G, the 4-key flash light, the receiver is inserted into the computer USB port, the 4-key light stops blinking, you can use the keyboard wirelessly.
(Long press Fn+4 for about 3 seconds, and after the 4-key light flashes quickly, plug the receiver into the computer USB port to re-pair.)

Bluetooth mode:



When using Bluetooth, push the switch to B, short press Fn+1 to switch the Bluetooth key, Bluetooth pairing: long press FN+1, wait for the 1 key indicator to blink quickly, and then search for Bluetooth pairing can be used.
(The operation of 2/3 keys is the same as above)

FN composite key

Fn+	F1	F2	F3	F4	F5	F6	F7	F8	F9	F10	F11	F12
WIN	luminance	Brightness +	Win+tab	Win+E	Mail	Home Page	Previous song	Play/pause	Next Song	Mute	Volume	Volume +
MAC	luminance	Brightness +	Task control	Console	Keyboard backlight Brightness	Keyboard backlight Brightness +	Previous song	Play/pause	Next Song	Mute	Volume	Volume +

Fn+	ESC	WIN	BackSpace	DEL	Home	PGUP	PGUP	PGDN	Direction left	Direction right
Combination function	Press and hold 3s to restore factory Settings	Lock WIN key	Query power	Backlight effect Toggle	Backlight color toggle	背光开关	backlight switch	backlight Brightness +	backlight Brightness speed slows	backlight Brightness Express speed up

注：自动识别WIN/MAC系统,无需切换；WIN键锁定常亮白光；大写时Caps键常亮白光；

查询电量：组合键Fn+BackSpace，背光熄灭，数字键1到0键亮灯显示电量占比，例如：1亮，表示10%电量，1和2亮，表示20%电量。以此类推。（30%以下红色，50%以下黄色，50%以上绿色）

Lamp effect mode

FN+DEL key combination switch light effect mode:

Drift, ripples, stars, streams, shadow, peaks, sine waves, colorful springs, flowers, twobirds with one stone, peaks and turns, colorful, all over the sky snow, meteor, steadyon, dynamic, breathing, spectral cycle, custom (driving), music rhythm electric sound(driving), music rhythm classic (driving), light and shadow mode Type (drive)
Light effect sequence and quantity if there is any change, without prior notice,subject to receipt of the actual

System REQUIREMENTS

Bluetooth Mode

The device has Bluetooth 3.0, Bluetooth 5.0 or later
PC:Windows 7 or later system;
Mac: macos X10.6 Snow Leopard or later
ios:iPad /iphone 5 or later; Android:5.0 or later
Wired /2.4G mode

A computer with a working USB port
PC:Windows 7 or later system; Mac: macos X10.6 Snow Leopard or later