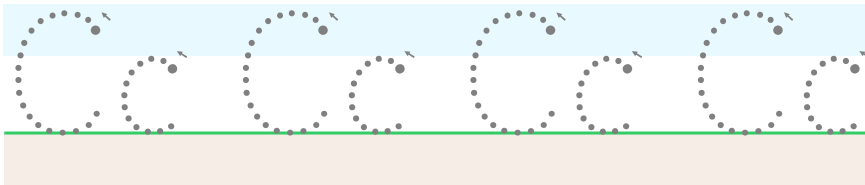
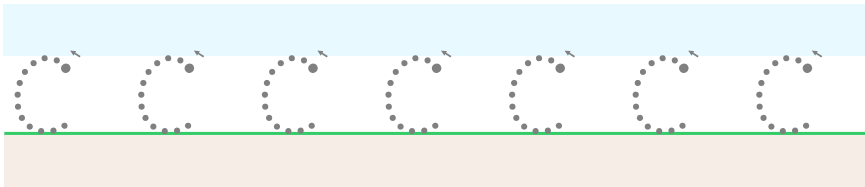
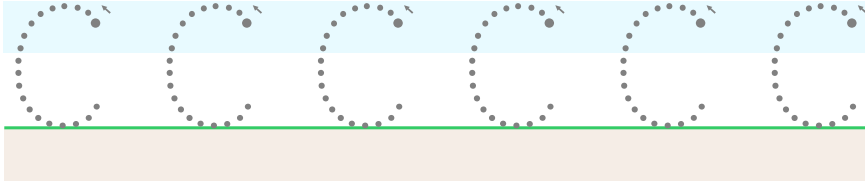
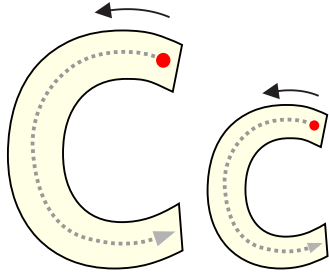


Lesson 1 Worksheet

Verbal lesson: How To Write Capital 'C'

_____ (Name)



_____ (Name)




Cora cat


(Cora is a girl's name.)




Cora cat



Cody cat



Cody cat


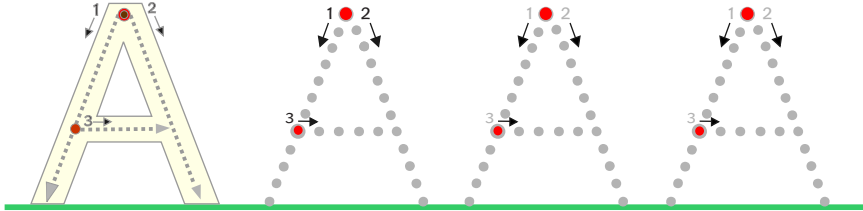


(Cody is a boy's name.)

Lesson 2 Worksheet

Trace the dotted letters. Then color the apples that have a capital <A> in them.


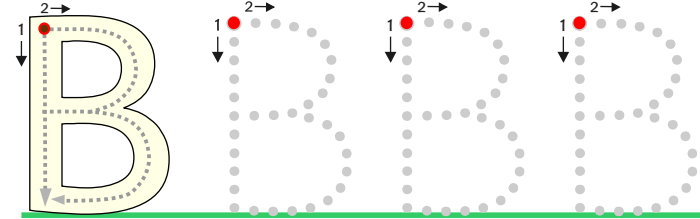
(Name) _____



Lesson 3 Worksheet - Part 1

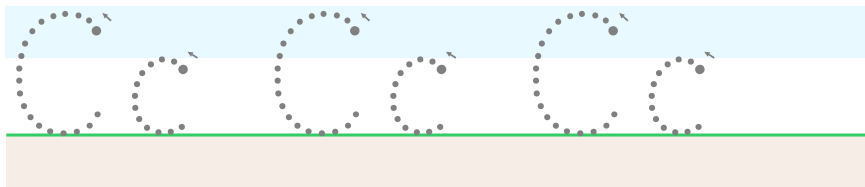
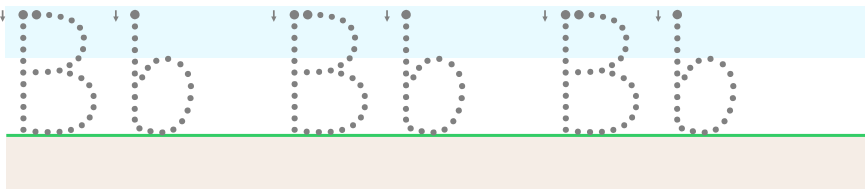

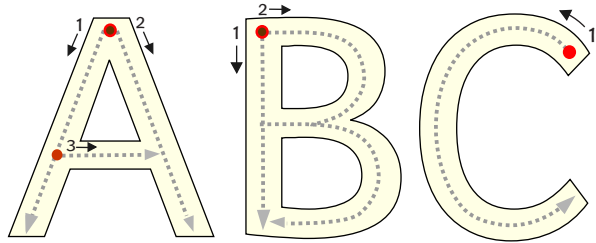
Trace the dotted letters. Then circle the bees that have a capital on them.

(Name) _____



Lesson 3 Worksheet - Part 2

_____ (Name)




_____ (Name)



ABC abc




ABC abc



Aa Bb Cc




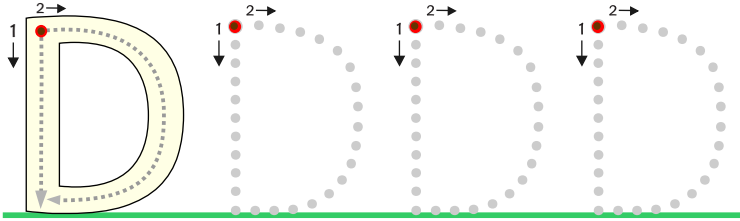
Aa Bb Cc



Lesson 4 Worksheet

Trace the dotted letters. Then color the spots that have a capital <D> in them.



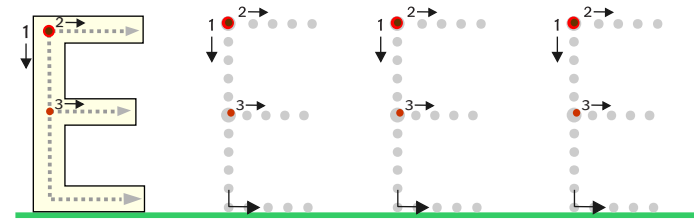
(Name) _____



Lesson 5 Worksheet Part 1

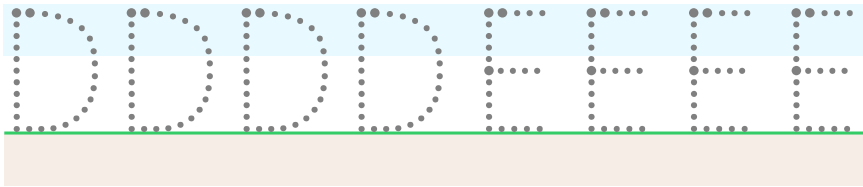
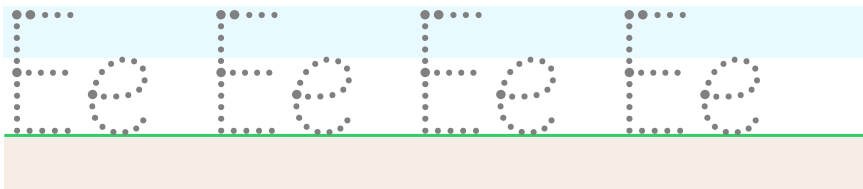
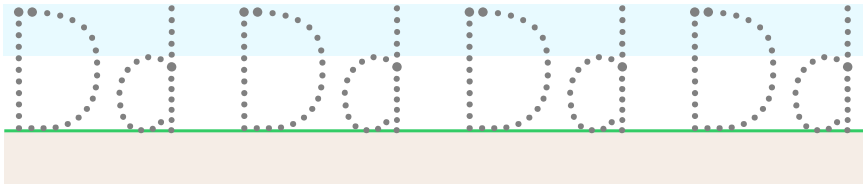
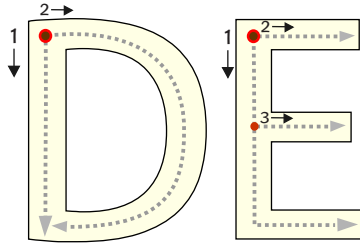
Trace the dotted letters. Then color the balls that have a capital <E> in them.

(Name) _____



Lesson 5 Worksheet - Part 2


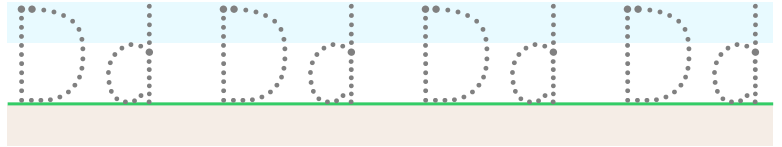
(Name) _____





(Name) _____



Dd Dd Dd Dd



Ee Ee Ee Ee



Lesson 6 Worksheet - Part 1

Draw a line between each little letter and its matching capital letter.

a

b

c

d

e

E

A

D

C

B

(Name)


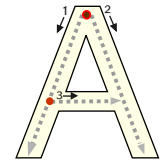
Lesson 6 Worksheet - Part 2

Trace and copy the letters.


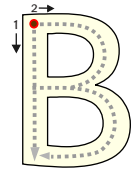
(Name)



A A A A A A



B B B B B B



Lesson 7 Worksheet Part 1

Circle the little letters that match the capital letters in each box.

(Name)

A		
e	o	a

B		
h	b	k

C		
c	a	o

D		
d	f	h

E		
a	c	e

A		
a	s	i

B		
b	h	t

D		
k	f	d

E		
s	e	n

Ab Bb Cc Dd Ee


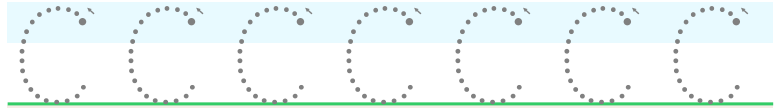
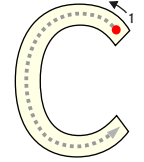
Lesson 7 Worksheet Part 2

Trace and copy the letters.


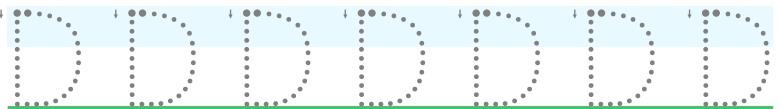
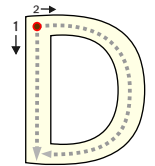
(Name)



C C C C C C C



D D D D D D D



Lesson 8 Worksheet - Part 1


Write the names with the correct capital letter.

(Name)

A B C D E



nn



ob



ody



arla



d

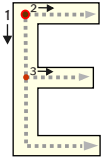
Lesson 8 Worksheet - Part 2

Trace and copy the letters.

(Name)



EEEEEEEE



EEEEEEEE



Blank handwriting lines for copying the letter E.



A B C D E



A B C D E



Blank handwriting lines for copying the letters A, B, C, D, and E.