

German 101

German 101

REBECCA LINAM

UNIVERSITY OF NORTH ALABAMA DIGITAL PRESS AT COLLIER
LIBRARY
FLORENCE, AL



German 101 Copyright © 2022 by Rebecca Linam is licensed under a [Creative Commons Attribution 4.0 International License](https://creativecommons.org/licenses/by/4.0/), except where otherwise noted.

Contents

About German 101	vii
Table of Contents	viii
Part I. <u>Main Body</u>	
1. Section 1-1	1
2. Section 1-2	15
3. Section 1-3	25
4. Section 1-4	39
5. Section 1-5	48
6. Section 1-6	53
7. Section 1-7	63
8. Section 1-8	73
9. Section 1-9	80
10. Section 1-10	86
11. Section 1-11	91
12. Section 1-12	113
13. Section 1-13	127
14. Section 1-14	136
15. Chapter 1 - Glossary	137
16. Section 2-1	140
17. Section 2-2	149
18. Section 2-3	163
19. Section 2-4	181
20. Section 2-5	208

21. Section 2-6	219
22. Section 2-7	225
23. Section 2-8	232
24. Chapter 2 - Glossary	234
25. Section 3-1	239
26. Section 3-2	273
27. Section 3-3	278
28. Section 3-4	293
29. Section 3-5	298
30. Section 3-6	329
31. Section 3-7	336
32. Chapter 3 - Glossary	338
Chapter 1 - Glossary	341
Chapter 1 - Extra Practice	344
Chapter 2 - Extra Practice	346
Chapter 2 - Glossary	347
Chapter 3 - Glossary	352
Dictionary	354
Just for Fun!	380

About German 101

Features of *German 101*:

(Jump ahead to German [102](#)? [201](#)? [350](#)?)

- Short articles and dialogues in each chapter.
- Extra practice for each grammar concept.
- Links to an interactive video series that reviews grammar and vocabulary.
- Comic strips to promote interest, reading, and provide additional visual examples.
- Exercises for in class and out of class.
- Links to German music from the 1980s to the present day with grammar concepts to introduce music culture.
- Links to videos that reteach each grammar concept and pronounce new words.
- Proficiency interview practice at the end of each chapter.
- Quick upgrades to the text as necessary.

New words are introduced gradually in colored text boxes next to each concept. Sections can be combined or rearranged to make the desired chapter length. For example, if you wish to cover the alphabet on day one, simply do that section first. I've placed it in the middle of chapter one because I prefer to gradually introduce it along with pronunciation as I go so that students begin to speak quickly and don't grow disinterested. Every effort has been made to compare similarities and differences between English and German.

As for homework, I assign some activities from this textbook and put others on Canvas to be graded automatically. This textbook has links to many online sites with automatically graded exercises, such as www.germanzone.org. Deutsche Welle's video series, *Nicos Weg*, also has interactive online exercises whose scores can be saved online for homework grades.

Table of Contents

Kapitel 1

- 1.1 Greetings, Introductions, and Farewells
- 1.2 Definite Articles; Possession
- 1.3 Numbers and Pronunciation
- 1.4 Adjectives and Negation
- 1.5 Pronouns in the Nominative Case
- 1.6 The Verb “sein”
- 1.7 The Verb “haben”
- 1.8 Plurals
- 1.9 Indefinite Articles (Ein/eine) and “Kein/Keine
- 1.10 The Alphabet
- 1.11 Present Tense—Regular Verbs
- 1.12 Nominative Case and Word Order
- 1.13 Possessive Adjectives

Kapitel 2

- 2.1 Telling Time
- 2.2 Food, Drink, and Family Members
- 2.3 The Accusative Case
- 2.4 Stem-changing Verbs
- 2.5 Accusative Prepositions
- 2.6 Accusative Personal Pronouns
- 2.7 Future Tense

Kapitel 3

- 3.1 Imperative
- 3.2 Twenty-four-hour clock
- 3.3 Der-words vs. ein-words
- 3.4 Adjectives of indefinite number (WAVEM words)
- 3.5 Modal verbs
- 3.6 Wissen vs. kennen

3.7 Oral Proficiency Interview Practice

I. Section I-I

1-1: Greetings, Introductions, and Farewells



Formal	Informal
Guten Morgen! (Until 11 am) Guten Tag! (During the day) Guten Abend! (After 6 pm)	Morgen! Tag! Abend! Hallo! (anytime)

Watch Germanpod101.com's video to hear these greetings being pronounced.



One or more interactive elements has been excluded from this version of the text. You can view them online here: <https://una.pressbooks.pub/gr101/?p=482#oembed-1>



This comic was created at www.MakeBeliefsComix.com. Go there and make one now!

Wie heißen Sie? What's your name? How do you call yourself?


Ich heiße _____. My name is _____. I am called _____.


ich = I
heißen = to be called
wie = how
Sie = you (polite)

How to pronounce the word "ich":
 The vowel "i" in this word is pronounced like the "i" in the English word "it." Try to imitate a cat hissing softly to pronounce the "ch" sound → *ich*.

Freut mich! Nice to meet you!

Watch Anja's video to hear "Ich heiße _____" and "Wie heißen Sie?" being pronounced and to see her reteaching this lesson.


One or more interactive elements has been excluded

 from this version of the text. You can view them online
 here: <https://una.pressbooks.pub/gr101/?p=482#oembed-2>



This comic was created at www.MakeBeliefsComix.com. Go there and make one now!

Woher kommen Sie?

Where do you come from?

Ich komme aus _____.

I come from _____.

Amerika	Deutschland	Japan
Mexiko	Kanada	Australien
England	Belgien	China
Schweden	Norwegen	Frankreich
Russland	Vietnam	Kuba
Österreich	Liechtenstein	Luxemburg
Dänemark	Island	Rumänien
Saudi-Arabien	Südkorea	Peru

woher = from where
kommen = to come
aus = from, out of

Watch Anja's video to see her reteaching "Woher kommen Sie?" and "Ich komme aus _____."



One or more interactive elements has been excluded from this version of the text. You can view them online

here: <https://una.pressbooks.pub/gr101/?p=482#oembed-3>

Watch Coffeebreak German's video to hear interviews with native German speakers answering the question "Woher kommen Sie?"



One or more interactive elements has been excluded from this version of the text. You can view them online

here: <https://una.pressbooks.pub/gr101/?p=482#oembed-4>



This comic was created at www.MakeBeliefsComix.com. Go there and make one now!

Wo wohnen Sie?

Where do you live?

Ich wohne in _____ . I
live in _____ .

wo = where
wohnen = to live
in = in

Watch Anja's video to see her pronouncing „Wo wohnen Sie?“ and “Ich wohne in _____.” After 2:06, she jumps into some more advanced stuff that you won't learn until next chapter. Feel free to stop at that point, if you want to stick with just what we're learning for now.



One or more interactive elements has been excluded from this version of the text. You can view them online here: <https://una.pressbooks.pub/gr101/?p=482#oembed-5>

Tschüss! Bye!

Auf Wiedersehen! Good-bye!

Bis später! Until later!


Bis bald! Until soon!

Ex. A: Alles über Sie! Write a very brief paragraph introducing yourself to someone else. Don't forget to say hello and goodbye.

Du vs. Sie

In the examples above, you see the word *Sie*, which means “you.” German has two words for “you”—*Sie* and *du*. The chart and the comic strip list some instances when to use *du* or *Sie*.

Sie	du
People you don't know People you wish to treat with respect People who are older than you	Friends and family Children and pets God People your own age or younger



It may seem strange at first that there are two words for “you” in German. However, we actually have two ways to say “you” in English: *thou* and *you*. *Thou* is the English equivalent of German *du*. Nowadays, it has become old-fashioned, but we still see it in Shakespeare’s works and the King James Version of the Bible. Whenever you see the word “*thou*,” it is implied that the people are very close to one another or know each other very well.

Shakespeare's *King Lear*:

"Have more than **thou**
showest, speak less than **thou**
knowest, lend less than **thou**
owest". - (Act I, Scene IV)

Bible, King James Version:

Thou shalt not kill. **Thou** shalt
not commit adultery. **Thou**
shalt not steal. **Thou** shalt not
bear false witness against thy
neighbour.
(Exodus 20: 13-16)

For a more in-depth discussion on "du vs. Sie," feel free to watch Easy German's video—DU oder SIE?



One or more interactive elements has been excluded
from this version of the text. You can view them online
here: <https://una.pressbooks.pub/gr101/?p=482#oembed-6>

Ex. B: Sie vs. du. Decide whether you should use *Sie* or *du* to address the following people.

1. your best friend

2. the mailman
3. a stranger in the park
4. your aunt
5. your mother
6. your teacher
7. the teller at the bank
8. God
9. your pet
10. a child

Wie geht's?



To ask how someone is doing, use the following phrases:

- *Wie geht's? How are you? (Lit. How goes it?)*

You can use this phrase with anyone, whether formal or informal. You may be wondering why there is an apostrophe in the word *geht's*. This is a short form of “geht es.” We use the apostrophe to show that the letter “e” has been left out.

- *Wie geht es dir? How are you? (Informal)*

Use this phrase when speaking to someone with whom you would use “du.”

- *Wie geht es Ihnen? How are you? (Formal)*

Use this one when speaking to someone with whom you would use “Sie.”

Here are a few ways to answer this question.

Positive	Neutral	Negative
Gut! Ganz gut! Sehr gut! Super!	Es geht.	Nicht gut. Nicht so gut. Nicht sehr gut.

BEWARE! You may be tempted to answer with “Ich bin gut,” but in German it would mean that you are a good person, not that you are doing well. If you want to answer in a complete sentence, use, “Mir geht es gut!” (You will learn the grammar behind this phrase in a later chapter, but it can be memorized for now.)

Ex. C: Wie geht's? Ask your classmates how they are?

A: Wie geht's? (Alternative: Wie geht es dir?/Wie geht es Ihnen?)

B: (Use one of the answers above or come up with your own!)

Ex. D: Video: *Nicos Weg, Folge 1: “Hallo!”* Watch the video and do the online activities associated with it.

- <https://learngerman.dw.com/en/hallo/1-37250531>

Pronouns

You have already learned the pronouns *Sie*, *du*, and *ich* in German. Here are two more pronouns:

er→he

sie→she(Easy way to remember; *sie* rhymes with “she.”)

Notice that the word for “she” and “you” are the same, EXCEPT that it is capitalized when it means “you.”

Er heißt Kevin. He is called Kevin.

Sie heißt Jana. She is called Jana.

Notice the endings:

- ich heiße
- er/sie heißt
- Sie heißen

German changes the ending of verbs according to the subject, i.e. *ich*, *er/sie*, *Sie*, etc. You will learn more about this later on in this chapter.



This comic was created at www.MakeBeliefsComix.com. Go there and make one now!

Ex. E: Wie heißt er? Wie heißt sie? Below are pictures of several

well-known personalities. *Wie heißen diese Menschen?* Answer using a complete sentence.

diese Menschen = these people



1.

4.




2.



5.



3.



6.



We can take it one step further to use “er” and “sie” with the verbs “kommen” and “wohnen.”

Er kommt aus Kanada.

He comes from Canada.

Sie kommt aus Deutschland.

She comes from Germany.

Er wohnt in Berlin.

He lives in Berlin.

Sie wohnt in Zürich.

She lives in Zürich.



Ex. F: Woher kommen diese Leute? Wo wohnen sie? Using the cues below, write sentences describing where these people come from and where they now live.

Beispiel: Daniel, Australien, Japan.

Daniel kommt aus Australien, aber er wohnt in Japan.

(Daniel comes from Australia, but he lives in Japan.)

1. Jutta, Deutschland, Belgien
2. Marco, Argentinien, Finnland
3. Sophie, Frankreich, Italien
4. Katja, Luxemburg, Spanien
5. Peter, Deutschland, Irland
6. Erika, Österreich, Amerika
7. Konstantin, Russland, Polen
8. Eduardo, Mexiko, Guatemala

Ex. G: Dialogue. Read the following dialogue aloud. Then answer the questions about them in complete sentences.

der Mann—the man
 die Frau—the woman
 schon—already
 zwanzig—20
 neu—new

Frau: Guten Tag!

Mann: Guten Tag!

Frau: Ich bin Rita. Und Sie? Wie heißen Sie?

Mann: Ich heiÙe Frank.

Frau: Freut mich! Ich bin neu hier. Ich komme aus M¼nchen, aber jetzt wohne ich in Stuttgart.

Mann: Echt? Ich komme auch aus M¼nchen, aber ich wohne schon zwanzig Jahre hier.

1. Wie heiÙt die Frau?
2. Wie heiÙt der Mann?
3. Woher kommt die Frau?
4. Woher kommt der Mann?
5. Wo wohnt die Frau jetzt?
6. Wo wohnt der Mann?

EXTRA PRACTICE with greetings, names, countries, verbs “heiÙen/kommen/sein,” asking how someone is, and du vs. Sie.

- <https://a1.vhs-lernportal.de/wws/9.php#/wws/home.php>.

You will need to set up an account (free!), and click on the A1 course. Click on the tab to change the site interface to English if you wish...or try it in German. Each lesson includes written, listening, and speaking exercises with fill-in-the-blank or multiple-choice questions.

2. Section I-2

1-2: Definite Articles; Possession

Here are several objects that you might find in your classroom. Notice that they all begin with the definite article—*der*, *die*, or *das*. All of these mean *the* in English. Like many foreign languages, German nouns have a particular grammatical gender. It is best to learn new words together with the definite article.

der }
die } THE
das }

der (masculine)
die (feminine)
das (neuter)

der Tisch
die Tür
das Heft

Nouns in German are always capitalized! The definite article (*der/die/das*) is always lowercase unless it is at the beginning of a sentence. Always capitalize the first word of each sentence.

What's a noun? A noun is a word that refers to a person, place, thing, or idea.



5

1

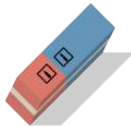
2

3

4

6

- | | |
|----------------------------------|--------------|
| 1. der Kugelschreiber (der Kuli) | 4. das Handy |
| 2. das Papier | 5. das Buch |
| 3. der Bleistift (der Stift) | 6. das Heft |



7

8

9

10

11

12

- | | |
|-------------------|---------------------------------|
| 7. der Computer | 10. die Uhr |
| 8. der/das Laptop | 11. der Filzstift |
| 9. die Maus | 12. der Radiergummi (der Gummi) |



publicdomainpictures.org

13

14

15

16

17

13. der Tisch
 14. der Stuhl
 15. die Tür

16. das Fenster
 17. die Tafel



18. das Poster

21. die Tasche

19. die Landkarte

22. der Wischer

20. der Rucksack

die Wand—wall

der Professor/die Professorin—professor

der Student/die Studentin—college student

der Lehrer/die Lehrerin—high school or elementary teacher

der Schüler/die Schülerin—high school or elementary student

Ex. A: Was ist das? Ask each other about the items in your classroom. Don't forget to include the definite article (der/die/das)!

A: Was ist das? (What is that?)

B: Das ist die Tasche.

das = that
ist = is



Ex. B: Der, die oder das? List the definite article (der/die/das) for each classroom item listed below. If you can't remember, look back at the pictures.

1. _____ Professorin

8. _____ Wand

2. _____ Tafel

9. _____ Stuhl

3. _____ Fenster

10. _____ Tür

4. _____ Tasche

11. _____ Student

5. _____ Buch

12. _____ Kuli

6. _____ Wand

13. _____ Lehrer

7. _____ Stuhl

14. _____ Computer

EXTRA PRACTICE:

Click the link on Germanzone.org's website to do more online practice with definite articles and classroom objects. The site will give you feedback on your mistakes.

- <https://www.germanzone.org/noun-genders-1-classroom-objects/>.

Ex. C: Maskulin, weiblich oder Neutrum?

Video: How To Know a Word's Gender: Super Easy German (70)



One or more interactive elements has been excluded from this version of the text. You can view them online

here: <https://una.pressbooks.pub/gr101/?p=484#oembed-1>

- a. _____% of all words are feminine.
b. _____% of all words are masculine.
c. _____% of all words are neuter.
2. Organize the following endings as masculine, feminine, or neuter.

-ei, -lein, -keit, -ie, -ma, -ion, -ität, -schaft, -in, -ant, -ent, -ich, -ik, -ling, -er*, -ismus, -ist, -or, -ung, -ur, -chen, -ment, -heit, -um, -tum, -anz, -enz

Maskulin	Feminin	Neutrum

3. Using what you learned, categorize the following nouns as masculine, feminine, or neuter.

1. _____ Endung
2. _____ Mädchen
3. _____ Häuslein
4. _____ Aktivität
5. _____ Testament
6. _____ Freundschaft
7. _____ Polizei
8. _____ Toleranz
9. _____ Rassismus
10. _____ Freiheit
11. _____ Universum
12. _____ Komma
13. _____ Migrant
14. _____ Student
15. _____ Teppich
16. _____ Musik

EXTRA PRACTICE:

Need more practice with predicting patterns of a word's gender? Click the link to Germanzone.org's online quiz that will give you feedback: <https://www.germanzone.org/noun-genders-3/>.

Possessive of proper names:

To show possession with proper names in German, add an -s to the end of the person's name. If the name already ends in an -s or an "s" sound, such as -z or -ß, we add a comma to the end.

Ist das **Melanies** Buch?

Ritas Handy ist neu.

Reiners Computer ist kaputt.

Thomas' Rucksack ist zu groß.

kaputt—worn out,
broken down
groß—big, tall
neu—new



This comic was created at www.MakeBeliefsComix.com. Go there and make one now!

Ex. D: Dialog: Read the following dialogue between two young children and answer the questions about it in complete sentences.

Heidi: Hallo, Walter!

Walter: Tag, Heidi.

Heidi: Wessen Kuli ist das?

Walter: Hmm. Ich denke, das ist Hans' Kuli.

Heidi: Ach, ja! Das stimmt!
Und der Bleistift?

Walter: Das ist Inges Bleistift.

Heidi: Und der Filzstift? Wessen Filzstift ist das?


Walter: Aber Heidi! Das ist doch dein Filzstift!

wessen—whose
ich denke—I think
Das stimmt—That's right.
dein—your

1. Wessen Kuli ist das?
2. Wessen Bleistift ist das?
3. Wessen Filzstift ist das?

Farben (colors)

Below are several colors that will help you describe objects with the definite articles you have already learned.

rot 	gelb 	blau 	grün 
lila 	braun 	schwarz 	weiß 
rosa 	grau 	orange 	bunt—many-colored

To express different shades of these, use *dunkel-* or *hell-* affixed to the color. Do not add a space between the words.

dunkel + rot = dunkelrot

hell + blau = hellblau

Beispiel:

- Der Bleistift ist gelb.
- Die Uhr ist schwarz und weiß.
- Das Heft ist dunkelgrau.
- Das Buch ist hellgrün.

dunkel—dark
hell—light



“German flag” by fdecomite is marked with CC BY 2.0.

Die deutsche Fahne ist schwarz, rot und gold.

Ex. E: Welche Farbe hat das?

Ask each other about the colors

of the items in your classroom.

A: Welche Farbe hat das Poster?
Poster?

welche Farbe— which color/what color

B: Das Poster ist hellblau,
gelb und rosa.



Video. Need more examples? Watch Benjamin-der Deutschelehrer's video to hear the colors pronounced with lots of examples:




One or more interactive elements has been excluded from this version of the text. You can view them online

here: <https://una.pressbooks.pub/gr101/?p=484#oembed-2>

EXTRA PRACTICE: Go to Germanzone.org's website and do the online activities to describe the colors of each item you see. Although you may not recognize every word in the exercise, most of them are very much like English. When in doubt, use a dictionary to look it up.

- <https://www.germanzone.org/german-colors-1/>.
- <https://www.germanzone.org/german-colors-2/>.

Watch this Youtube video with examples of the colors rot and grün:





One or more interactive elements has been excluded from this version of the text. You can view them online here: <https://una.pressbooks.pub/gr101/?p=484#oembed-3>

3. Section 1-3

1-3: Numbers and Pronunciation

eins—1	sieben—7
zwei—2	acht—8
drei—3	neun—9
vier—4	zehn—10
fünf—5	elf—11
sechs—6	zwölf—12

You will see several of the major vowel combinations in the German language in these numbers.

ei → pronounced like English “i”.

ie → pronounced like English “e”.

Why? Because when these two vowels go a’walking, the second does the talking.

Click the link to do some online listening practice with “ei” and “ie.”

<https://www.germanzone.org/sounds-german-ei-ie/>.

- eu → pronounced like the “oy” in the English word “toy.”
- ö → pronounced like the “ur” in the English word “turn” but without the r-sound.
- ü → pronounced like the “ew” in the English word “few” but with lips rounded and less of the w-sound.

There are also several consonants in these numbers that have different sounds from those in English.

- z → pronounced like the “ts” sound at the end of the English word “cats.”
- s → pronounced like an English “z” at the beginning of a word.
- v → pronounced like an English “f”.
- w → pronounced like an English “v”.

Ex. A: Aussprache. Practice each sound by saying the following words out loud. Refer to the pronunciation guide if you forget how they sound.

1. ei → eins, zwei, drei, heißen, Bleistift, Kugelschreiber, Einstein
2. ie → vier, sieben, Papier, Radiergummi
3. eu → neun, Euro, Feuer, teuer
4. ö → zwölf, Töchter, könnte
5. ü → fünf, Stück, München
6. z → zehn, zwölf, zwanzig
7. s → sechs, sieben, Rucksack, singen
8. v → vier, viel, von
9. w → was, wie, wo, wohin, zwölf

Watch YourGermanTeacher's video to hear the numbers 1-10 being pronounced.



One or more interactive elements has been excluded from this version of the text. You can view them online here: <https://una.pressbooks.pub/gr101/?p=486#oembed-1>

Deutsche Musik! Want to practice numbers 1-10 with Mo-Do's German hit song from the 90s? The lyrics are inside the video.



One or more interactive elements has been excluded from this version of the text. You can view them online here: <https://una.pressbooks.pub/gr101/?p=486#oembed-2>

Numbers past 12 are similar to English. In English, we add -teen to

the end of numbers 1-9. In German, we add *-zehn* to the end. Note a few minor spelling changes in the chart below.

13: drei + zehn = dreizehn

14: vier + zehn = vierzehn

dreizehn

vierzehn

fünfzehn

sechzehn (Note that „sechs“ loses the last „s“.)

siebzehn (Note that „sieben“ loses the last „en“.)

achtzehn

neunzehn

ONLINE PRACTICE: If you want to practice your numbers online, click on the links. The program will grade your answers.

- <https://german.net/vocabulary/lists/numbers/> (Click on “start test”).
- <https://www.deutschakademie.de/online-deutschkurs/english/quiz/Ub7hZsD9tp4QjkKM#1>.

For two-digit numbers above nineteen, most German numbers add *-zig*, which is equivalent to the English suffix *-ty* with numbers. Note a few minor spelling changes in the chart below.

80: acht + zig = achtzig

90: neun + zig = neunzig

zwanzig

dreißig (Note that instead of -zig, 30 has *-ßig*.)

vierzig

fünzig

sechzig (Just like in “sechzehn,” 60 loses the final “s”.)

siebzig (Just like in „siebzehn,” 70 loses the final „en”.)

achtzig

neunzig

German compound numbers are constructed much like English numbers were hundreds of years ago.

Chaucer’s

Canterbury Tales:

14th century

“At night was come
in-to that hostelrye
wel **nyne and twenty**
in a companye”
(nine-and-twenty)

English nursery
rhyme: 16th-17th
centuries

“Sing a song of
sixpence,
A pocket full of rye.
Four-and-twenty
blackbirds
Baked in a pie.”

Jane Austen's *Pride
and Prejudice*: 1813

“Mr. Bennet was so
odd a mixture of
quick parts, sarcastic
humour, reserve, and
caprice, that the
experience of **three
and twenty** years had
been insufficient to
make his wife
understand his
character.”

21 → einundzwanzig (one and twenty)

22 → zweiundzwanzig (two and twenty)

23 → dreiundzwanzig (three and twenty)

...etc.

31 → einunddreißig (one and thirty)

32 → zweiunddreißig (two and thirty)

...etc.

Note that German does NOT have a space between the individual numbers. Write them all together as one long word.

To hear numbers 11-100 being pronounced, watch YourGermanTeacher's video:



One or more interactive elements has been excluded from this version of the text. You can view them online

here: <https://una.pressbooks.pub/gr101/?p=486#oembed-3>

Ex. B: Wir üben! Write out the following numbers.

1. 39 5. 22
2. 42 6. 93
3. 87 7. 35
4. 65 8. 84

If you want more practice with double-digit numbers, click the link below and then on "Start Test." The program will grade your answers: <https://german.net/vocabulary/lists/numbers-to-100/>

To say how old you are, use the phrase *Ich bin* _____ plus your age.



Watch Coffeebreak German's video to see some examples of people saying how old they are.



One or more interactive elements has been excluded from this version of the text. You can view them online

here: <https://una.pressbooks.pub/gr101/?p=486#oembed-4>

Ex. C: Wie alt sind Sie? How old are you? Ask your classmates.

A: Wie alt sind Sie?

B: Ich bin _____

_____.

(Variation: Ich bin _____

_____ Jahre alt.)

Video. Watch *Easy German's* video to hear numbers 1-100 spoken aloud with examples.

alt = old
bin = am
sind = are
Jahre = years



One or more interactive elements has been excluded from this version of the text. You can view them online

here: <https://una.pressbooks.pub/gr101/?p=486#oembed-5>

Hundreds and thousands are expressed in German much like in English. Once again, do not leave a space between individual numbers. Put them all together to make one long word.

300: drei + hundert = dreihundert

4000: vier + tausend = viertausend

hundert	tausend
zweihundert	zweitausend
dreihundert	dreitausend
vierhundert	viertausend
fünfhundert	fünftausend
sechshundert	sechstausend
siebenhundert	siebentausend
achthundert	achttausend
neunhundert	neuntausend

If you have a particularly long number, take it in steps.

Beispiel: 7529

Step 1: siebentausend

Step 2: fünfhundert

Step 3: neunundzwanzig

Now put it together: siebentausendfünfhundertneunundzwanzig

Like many German words, numbers are compound words without any spaces in between.

→ sieben|tausend|fünf|hundert|neun|und|zwanzig

Ex. D: Lange Zahlen. Write out the following numbers.

1. 835
2. 399
3. 628
4. 339
5. 521
6. 1953
7. 4388
8. 9644
9. 7523

Watch Graf Zahl (the Count) from German *Sesamstrasse* counting his money at the bank:



One or more interactive elements has been excluded from this version of the text. You can view them online here: <https://una.pressbooks.pub/gr101/?p=486#oembed-6>

Ex. E: Hörverständnis–Zahlen: Click on the link to Germanzone.org’s website to do the listening activity. Choose the number you hear read aloud: <https://www.germanzone.org/horverstandnis-zahlen/>.

Ex. F: Hörverständnis–Einmaleins: Click the link to do Germanzone.org’s online listening activity. You will hear several simple multiplication problems read aloud. Choose the answer that best corresponds to the answer: <https://www.germanzone.org/horverstandnis-einmaleins/>.

Beispiel: drei mal neun

→ $3 \times 9 = 27$ (siebenundzwanzig)

Ex. G: Deutsche Zahlen. Click the link to do Germanzone.org’s matching activity with numbers: <https://www.germanzone.org/german-numbers-2/>

Ex. H: Wie viel Euro macht das? Click the link to do Germanzone.org’s activity using Euros: <https://www.germanzone.org/german-numbers-1-wie-viel-euro/>.

If you wish to make higher numbers, follow the pattern you see in English.

forty thousand→vierzigtausend

eighty-three thousand→dreiundachtzigtausend



Deutschland hat über 83 Millionen Einwohner.

EXTRA PRACTICE: Click the link to practice large numbers. The computer will grade your answers as you go:

“File:Deutschland politisch 2010.png”
by C. Busch, Hamburg is marked with
CC BY-SA 3.0.

<https://www.deutschakademie.de/online-deutschkurs/english/quiz/b8b0vF8PFfcs4G40#1>.

Listen to Max Giesinger’s song, 80 Millionen, to practice numbers.



One or more interactive elements has been excluded from this version of the text. You can view them online here: <https://una.pressbooks.pub/gr101/?p=486#oembed-7>

In Germany, the comma and decimal point are switched.

Amerika	Deutschland
49,000	49.000
\$36.99	€36,99
\$4,999.99	€4.999,99

Reading out prices works a lot like in English:

\$4.65→four dollars sixty-five cents OR four sixty-five.

€4,65→vier Euro fünfundsechzig (Cent) OR vier
fünfundsechzig.



Ex. I: Wieviel kostet das? Using the items below and the prices, write a complete sentence to describe how much each item costs.



Beispiel:

€8.300.

→Der Computer kostet achttausenddreihundert Euro.



1.

€17,99



5.

€44,99



2.

€5,50

6.



€25



3.

€4,75



7.

€800,59



To see a brief review on how to say how much something costs, watch Anja's video.



One or more interactive elements has been excluded from this version of the text. You can view them online here: <https://una.pressbooks.pub/gr101/?p=486#oembed-8>

Ex. J: Auf Deutsch! Translate the following sentences into German.

1. How old is Rainer?
2. He is twenty-three.
3. Whose pen is that?
4. That's Marina's pen.
5. The cell phone costs nine hundred fifty Euros.
6. How much does the book cost?

Ex. K: Dialog. Read the dialog that takes place in a store and answer the questions.

- A: Guten Tag.
- B: Guten Tag.
- A: Kann ich Ihnen helfen? (Can I help you?)
- B: Ja. Wieviel kostet der Stuhl?
- A: Der Stuhl? Achtzig Euro fünfzig.
- B: Und der Tisch? Wieviel kostet er?
- A: Der Tisch kostet zweihundert.
- B: Das ist aber teuer!

1. Wieviel kostet der Stuhl?
2. Wieviel kostet der Tisch?
3. Wieviel kosten 4 Stühle?
4. Wieviel kosten 2 Tische?

4. Section I-4

1-4: Adjectives and Negation

Many German adjectives that you might use to describe yourself are similar to English. The left-hand column lists several of these that you should easily be able to recognize without a dictionary. The right-hand column lists some that might not be as easy to understand at first glance.

athletisch	liberal
clever	miserabel
elegant	modern
exzentrisch	naiv
fantastisch	
fit	objektiv
flexibel	optimistisch
intelligent	pessimistisch
interessant	progressiv
kompetent	sentimental
konservativ	subjektiv
kreativ	sarkastisch
kritisch	super

alt—old
 arm—poor
 faul—lazy
 fleißig—hardworking
 freundlich—friendly
 gesund—healthy
 groß—tall
 jung—young
 klein—small
 komisch—strange, odd
 krank—sick
 langweilig—boring
 müde—tired
 pünktlich—punctual, on time
 reich—rich

Ich bin optimistisch, exzentrisch und fleißig.


English negates adjectives by placing the word “not” in front of

them. Similarly, German does this as well with the word *nicht*. Place *nicht* in front of an adjective to negate it.

Ich bin **nicht** faul. I am not lazy.



Video: *Negation of Adjectives*. Click to watch me reteaching this.



One or more interactive elements has been excluded from this version of the text. You can view them online here: <https://una.pressbooks.pub/gr101/?p=488#oembed-1>

Ex. A: Beschreiben Sie sich! (Describe yourself!) Describe yourself using the adjectives above.

Ich bin _____, _____ und _____.

Ich bin nicht _____.

To make simple yes/no questions, German puts the verb first, just like in English.

Sind Sie sarkastisch? **Are** you sarcastic?
Ist der Computer neu? **Is** the computer new?

Video: *Making yes/no questions in German*. Click the link to watch me reteaching this concept.



One or more interactive elements has been excluded from this version of the text. You can view them online

here: <https://una.pressbooks.pub/gr101/?p=488#oembed-2>

Ex. B: Now ask your classmates about themselves using the adjectives above.

A: Bist du _____(adjective)_____?

B: Ja, ich bin _____.

ODER

B: Nein, ich bin nicht

_____.

ja—yes
nein—no
oder—or



This comic was created at www.MakeBeliefsComix.com. Go there and make one now!

Listen to Jasmin Wagner's song, *Du bist nicht allein*, (2021), to hear an example of *nicht* + adjective.



One or more interactive elements has been excluded from this version of the text. You can view them online

here: <https://una.pressbooks.pub/gr101/?p=488#oembed-3>

<https://www.lyrics.com/lyric-1f/5520527/Jasmin+Wagner/Du+bist+nicht+allein>

You can use these adjectives to describe other people as well.

Beispiel:

sehr = very

- Martin ist pessimistisch. (Martin is pessimistic.)
- Sabine ist müde. (Sabine is tired.)
- Er ist komisch. (He is strange/odd.)
- Sie ist sehr kritisch. (She is very critical.)



Ex. C: Beschreiben Sie diese Menschen! Using the adjectives above, describe these people using complete sentences.



1.



6.



2.



7.



8.



4.



9.



5.



10.



Want more adjectives? Click the links below for a lo-o-o-ng list of adjectives. Many of them are like English.

- <https://german.net/vocabulary/lists/character/>
- <https://german.net/vocabulary/lists/adjectives/>

Listen to Glasperlenspiel's song, *Ich bin ich*, (2011), to hear lots of examples of adjectives.



One or more interactive elements has been excluded from this version of the text. You can view them online here: <https://una.pressbooks.pub/gr101/?p=488#oembed-4>

Songtext: <https://www.lyrix.at/t/glasperlenspiel-ich-bin-ich-11d>

Ex. D: Auf Deutsch! Give the German equivalent of the following sentences.

1. Her name is Gerda.
2. She is from Germany, but she lives in England.
3. Gerda's cell phone is broken.
4. The chair is very small.
5. The computer comes from Japan.
6. Thomas is twenty-two years old.
7. Thomas's backpack is from China.
8. Good morning! What's your name?
9. The map is black, white, green, and orange.

Ex. E: Lesen wir! Read the following paragraph and answer the questions about it in complete sentences.

Hannelore ist neunzehn Jahre alt. Sie kommt aus Österreich, aber sie wohnt in Deutschland. Sie wohnt schon drei Jahre in Deutschland. Hannelore denkt, die Deutschen sind sehr freundlich. Hannelore ist kreativ und fleißig. Sie ist auch sehr modern; ihr (her) Handy ist neu. Hannelores Freund heißt Carlos. Carlos ist einundzwanzig und kommt aus Spanien. Er wohnt schon vier Jahre in Deutschland. Er denkt, die Deutschen sind zu kritisch. Er ist auch intelligent aber manchmal (sometimes) faul. Carlos' Handy ist sehr alt und kaputt.

1. Wie alt ist Hannelore?
2. Woher kommt Hannelore?
3. Wo wohnt Hannelore?
4. Wie lange wohnt sie in Deutschland?
5. Wie findet* Hannelore die Deutschen? *finds/thinks of
6. Beschreiben* Sie Hannelore! *Describe
7. Beschreiben Sie Hannelores Handy!
8. Wie heißt Hannelores Freund?
9. Wie alt ist er?
10. Woher kommt er?
11. Wo wohnt er?
12. Wie lange wohnt er in Deutschland?
13. Wie findet Carlos die Deutschen?

14. Beschreiben Sie Carlos!
15. Beschreiben Sie Carlos' Handy!

German Games. If you like learning German through games, try this link to find many vocabulary-themed games:

<https://www.german-games.net/>

5. Section 1-5

1-5: Pronouns in the Nominative Case

You have already learned the pronouns *ich*, *du*, and *Sie*. Here are the rest of the nominative case pronouns.

The **nominative case** refers to subject pronouns—those pronouns that refer to the person or thing doing the action of the sentence. They usually come at the beginning of a sentence (but not always!!!). In future chapters, you will learn other cases, but for now, know that “nominative” refers to the subject of the sentence.

Singular	Plural
ich—I	wir—we
du—you (familiar)	ihr—you (plural, familiar); y'all
er—he sie—she es—it	sie—they Sie—you (formal)

Notes on capitalization:

The word “ich” is never capitalized, as it is in English, unless it is at the beginning of a sentence.

- Du und **ich** kommen aus Nordamerika.
- **Ich** wohne in Aachen.

Listen to Franzi Harmsen’s song *Nein* to hear examples of the pronouns *ich* and *du* as well as a few numbers you learned in Section 1-3.



One or more interactive elements has been excluded from this version of the text. You can view them online here: <https://una.pressbooks.pub/gr101/?p=490#oembed-1>

The formal way of saying “you,” Sie, is ALWAYS capitalized, no matter where it is in the sentence because it shows respect.

Watch Learn German’s video to see a detailed explanation of German pronouns in the nominative case.



One or more interactive elements has been excluded from this version of the text. You can view them online here: <https://una.pressbooks.pub/gr101/?p=490#oembed-2>

What is a pronoun? A pronoun is a word that is substituted in for a noun.

We often substitute nouns for pronouns in everyday speech.

A: Is **the pencil** new? B: Yes, **it** is new.

In the above example, we substituted in “it” for “the pencil.” In German, however, we must look at the grammatical gender of the word to pick the correct pronoun.

A: Ist **der Bleistift** neu? B: Ja, **er** ist neu.

- der Tisch→er (rhymes with „der“)
- die Tafel→sie (rhymes with „die“)
- das Fenster→es (shares an “s” at the end of both words)

The easiest way to do this is to look at the definite article (der/die/das). It will tell you which pronoun to use. It may seem strange to

refer to *der Kuli*, a pen, for example, as “he,” but in German, it sounds normal.

Video. *Replacing Nouns with Pronouns.* Watch the video to see me reteaching this.



One or more interactive elements has been excluded from this version of the text. You can view them online here: <https://una.pressbooks.pub/gr101/?p=490#oembed-3>

Ex. A: Er, sie, oder es? Practice substituting pronouns in for the nouns below.

Beispiel: der Wischer → er

- | | |
|-----------------|------------------|
| 1. die Wand | 6. der Bleistift |
| 2. die Tür | 7. die Tafel |
| 3. der Tisch | 8. das Fenster |
| 4. der Rucksack | 9. die Uhr |
| 5. das Papier | 10. der Schüler |



This comic was created at www.MakeBeliefsComix.com. Go there and make one now!

Ex. B: Ja oder nein? Using the items and adjectives below, ask your partner several questions. Your partner must substitute with a pronoun to answer. (If you can't remember the definite article for each noun, look back to section 1-3.)

Beispiel: Uhr, schwarz

A: Ist die Uhr schwarz?

B: Nein, sie ist nicht schwarz. Sie ist grau.

A: Ist der Professor groß?

B: Ja, er ist groß.

1. Tisch, braun
2. Heft, rot
3. Wand, weiß
4. Poster, groß
5. Buch, langweilig
6. Kuli, alt
7. Landkarte, bunt
8. Computer, neu
9. Student, interessant

Ex. C: Er, sie, es? Substitute in with the pronoun that should take the place of each underlined noun in each conversation below.

Beispiel:

A: „Ist die Wand grau?“

B: „Ja, _____ ist grau.“

„Ja, sie ist grau.“

draußen = outside
wie = how

- A: Wo ist der Stuhl?
- B: _____ ist draußen.
- A: Wie ist das Buch?
- B: _____ ist nicht sehr interessant.
- A: Ist die Landkarte sehr bunt?
- B: Nein, _____ ist nicht sehr bunt.
- A: Wohnt der Professor in New York?
- B: Nein, _____ wohnt nicht in New York. Er wohnt in München.
- A: Kommt der Computer aus Japan?
- B: Nein, _____ kommt nicht aus Japan. Er kommt aus China.

- A: Heißt der Student Dieter?
- B: Ja, _____ heißt Dieter.
- A: Ist die Uhr modern?
- B: Nein, _____ ist sehr alt.
- A: Kommt der Rucksack aus Amerika?
- B: Nein, _____ kommt aus Finnland.
- A: Wohnt die Studentin in Deutschland?
- B: Ja, _____ wohnt in Deutschland.
- A: Ist das Deutschbuch alt oder neu?
- B: _____ ist neu.

EXTRA PRACTICE: The following activities will give you more practice and instant feedback using personal pronouns.

- <https://www.germanzone.org/personal-pronouns-er-sie-es-sie/>.
- <https://www.germanzone.org/personal-pronouns-sie-du-ihr/>.

6. Section I-6

1-6: The Verb “sein”

So far, you have been using the German verb “sein” to describe people and things.

sein = to be

Sein is one of the two most important verbs in the German language. You will use it in future chapters to make compound verb tenses. For now, you will learn it in the present tense.

In German, *sein* is an irregular verb, which means you must memorize its conjugation.

As native English speakers learning German, we often don't recognize the conjugation of the English verb “to be” because we learned it as part of our native language. Whenever you see *is*, *am*, or *are*, those are forms of “to be.”

sein—to be

ich bin—I am	wir sind—we are
du bist—you are (informal)	ihr seid—you (plural) are; y'all are
er/sie/es ist—he/she/it is	sie/Sie sind—they are; you (polite)

Beispiele: The verb form of „sein“ is highlighted below. Notice that the subject, i.e. the person or thing doing the action, is the word that determines which form of “sein” you will use. The subject is in italics, and the verb is bold-faced.

- *Ich* **bin** nicht pünktlich. (I **am** not punctual.)
- *Du* **bist** sehr freundlich. (You **are** very friendly.)
- *Er* **ist** Professor. (He **is** a professor.)
- *Sie* **ist** Lehrerin. (She **is** a teacher.)
- *Es* **ist** kalt. (It **is** cold.)
- *Wir* **sind** nicht sehr groß. (We **are** not very tall.)

- Ihr **seid** progressiv. (You guys/y'all **are** progressive.)
- Sie **sind** athletisch. (They **are** athletic.)

Watch this clip from *The Empire Strikes Back* (in German) to hear Darth Vader's famous line in German, which uses the verb *sein*:



One or more interactive elements has been excluded from this version of the text. You can view them online here: <https://una.pressbooks.pub/gr101/?p=492#oembed-1>

Video. Conjugation of the verb “sein.” Watch the video to see me reteaching this.



One or more interactive elements has been excluded from this version of the text. You can view them online here: <https://una.pressbooks.pub/gr101/?p=492#oembed-2>

Ex. A: Conjugating “sein”

Fill in the blanks with the correct form of the verb *sein*. You will need to look at the subject of the sentence to decide which form of *sein* is best.

1. Heute _____ nicht Donnerstag.

Common trouble spots:

In the exercise to your left, students often make mistakes on the following questions:

#7 „Der Professor und der Student“ is plural, aka. *they*. Look next to „sie“ plural on the chart to conjugate it.

#10 „Maria und ich,“ *Maria and I*, is the same thing as “we,” aka “wir.” Look next to “wir” on your verb chart to find the answer.

- Wir_____sehr modern.
- Mein T-shirt_____blau.
- Ihr_____Studenten aus Amerika.
- Der Tisch_____braun.
- Frau Braun,_____Sie sehr pessimistisch?
- Der Professor und der Student_____in Biologie.
- Du_____sehr kreativ!
- Ich_____nicht sehr athletisch.
- Maria und ich_____müde.

Ex. B: Sein! In the sentences below, the verb “sein” has already been conjugated. Fill in with a subject **pronoun** that will correctly complete the sentence. Hint: Look at the verb, then compare it with the conjugated chart of “sein.” Some answers may vary.

Beispiel: _____ bist sehr sarkastisch!

→**Du** bist sehr sarkastisch!

wieder—again

1. _____ ist kompetent.
2. _____ bist müde.
3. _____ sind sehr fleißig.
4. _____ bin wieder krank.
5. _____ seid exzentrisch aber cool.

Video. *Easy German: Sein.* For more examples with the verb „sein,“ watch the video below. It includes more than we will learn in chapter 1. The first 1:40 of the video covers what we have done in class so far. If you're feeling brave, you can watch the whole video!



One or more interactive elements has been excluded from this version of the text. You can view them online here: <https://una.pressbooks.pub/gr101/?p=492#oembed-3>

Listen to Frida Gold's song, 6 Billionen (2013), to hear lots of examples of the verb *sein* conjugated.

<https://youtu.be/Lj-c59GO7ok?si=lbM1aGNsNKctI4yA>

Text: <https://genius.com/Frida-gold-6-billionen-lyrics>

Das Wetter

You can also use the verb *sein* to describe the weather.

A: Wie ist das Wetter im Winter in Berlin?

B: Es ist meistens kalt.

kalt—cold
heiß—hot
kühl—cool
warm—warm
windig—windy
regnerisch—rainy
neblig—foggy
sonnig—sunny
wolkig—cloudy
schlecht—bad
heiter—clear
gut—good
meistens—mostly



Ex. C: Wie ist das Wetter? Using the cues provided, describe the weather using complete sentences.

Beispiel:



→Es ist heiß und wolkgig.

1.



2.



3.



6.



7.



4.



9.



5.



10.



Ex. D: Video. Easy German. The Weather



One or more interactive elements has been excluded from this version of the text. You can view them online here: <https://una.pressbooks.pub/gr101/?p=492#oembed-4>

Watch the video and answer the following questions about the weather around the world. Some questions have **more than one correct answer**.

1. Wie ist das Wetter in Berlin?
a. warm b. kalt
c. neblig
2. Wie ist das Wetter in Lima?
a. kühl b. sonnig

- c. neblig
3. Wie ist das Wetter in Kapstadt im Sommer? a. heiß b. kalt c. windig
4. Wie ist das Wetter in Kapstadt im Winter? a. heiß b. kalt c. windig
5. (2:13) Wie ist das Wetter in Berlin? a. wolkig b. sonnig c. warm
6. (2:29) Wie ist das Wetter in Berlin? a. wolkig b. sonnig c. warm.

Helpful phrases:

im Sommer—in the summer

im Herbst—in the fall

im Winter—in the winter

im Frühling—in the spring

Ex. E: Wie ist das Wetter? Click Germanzone.org's online links to complete the questions about the weather. (Do both exercises).

- <https://www.germanzone.org/weather-wie-ist-das-wetter-1/>.
- <https://www.germanzone.org/horverstandnis-das-wetter-europa/>.

Ex. F: Bist du gut in Mathe? Now ask your classmates how well they do in the following subject areas.

A: Bist du gut in Mathe? (Are you good in/at math?)

B: Ja, ich bin gut in Mathe. (Yes, I am good in/at math.)

B: Bist du gut in Physik?

A: Nein, ich bin nicht so gut in Physik.

- Mathe

- Physik
- Chemie
- Biologie
- Musik
- Sport
- Literatur
- Spanisch
- Deutsch
- Italienisch
- Englisch
- Psychologie
- Geschichte

Watch this clip from *Avengers Endgame* (in German) to hear another example of the verb *sein*:



One or more interactive elements has been excluded from this version of the text. You can view them online

here: <https://una.pressbooks.pub/gr101/?p=492#oembed-5>

EXTRA PRACTICE: Need more practice with *sein*? Click the links below for some online practice that will check your answers automatically. There may be some words in the sentences that you don't understand, but don't worry about those for now. All you need to do is to look for the **subject** of the sentence and conjugate the verb for that.

- <https://german.net/exercises/verbs/sein/>
- <https://www.germanzone.org/verb-sein-present-tense-1/>.
- <https://www.germanzone.org/verb-sein-present-tense-2/>.

Ex. G: Wiederholung!

So far, you have learned how to introduce yourself, say where you

live, and describe yourself as well as others. In the space below, write a brief description of yourself and two of your friends. If you can't think of what to write, here are a few suggestions: name, where you come from, where you live, how the weather is in your area, your age, a few adjectives to describe yourself, etc.

1. (yourself)

2. (friend 1)

3. (friend 2)

Now go back and reread what you wrote. Did you remember to put “aus” after “kommen?” (i.e. come **from**?) Did you remember to put “in” after “wohnen?” (i.e. live **in**?)

And finally, *Ich bin Groot*:



One or more interactive elements has been excluded from this version of the text. You can view them online here: <https://una.pressbooks.pub/gr101/?p=492#oembed-6>

7. Section 1-7

1-7: The Verb *haben*—to have

You have already learned how to conjugate the verb *sein*, to be. The next verb you will learn is *haben*, to have. Both *haben* and *sein* are the two most important verbs in the German language. Not only are they very common in everyday speech, but they will also be used in future chapters to form the past tense.

Here is the verb *haben* conjugated for all forms. It is slightly irregular in the *du* and *er/sie/es*, so you will need to memorize their conjugations.

ich habe	wir haben
du hast	ihr habt
er/sie/es hat	sie/Sie haben

- Ich **habe** im September Geburtstag.
- Du **hast** das Buch.
- Er **hat** morgen Biologie.
- Sie **hat** das Papier.
- Wir **haben** Psychologie am Montag.
- Ihr **habt** eine Katze.
- Sie **haben** im März Geburtstag.

English previously used similar forms of the verb “to have” centuries ago. We can see this in Shakespeare’s sonnets.

Sonnet 9: *That thou no form of thee **hast** left behind* → Du **hast**.

Sonnet 148: *O me! What eyes **hath** Love put in my head* → Er/sie/es **hat**.

Video. Conjugate “haben.” Watch the video to see me reteaching this.



One or more interactive elements has been excluded from this version of the text. You can view them online

here: <https://una.pressbooks.pub/gr101/?p=494#oembed-1>

In the box below is a list of classes that you may have right now. Most of them are very similar to English.

Deutsch	Englisch	Spanisch
Mathematik	Geschichte	Psychologie
Kunst	Biologie	Physik
Sport	Geographie	Soziologie
Französisch	Musik	Chemie

Ex. A: Kurse. Talk with a partner about your schedule for today (*heute*) and tomorrow (*morgen*).

welche Kurse— which courses

A: Welche Kurse hast du heute?

B: Ich habe heute _____ und _____.

A: Welche Kurse hast du morgen?

B: Ich habe morgen _____ und _____.



This comic was created at www.MakeBeliefsComix.com. Go there and make one now!

Days of the Week

You can also use the days of the week with the verb *haben* to describe your schedule.

Notice that the days of the week have certain patterns.

- All but *Mittwoch* end in the word *Tag*, day.
- *Mittwoch* literally means “midweek.”
- Where we see the letters “t” or “th” in English, there is often a “d” in German.
→ **D**ienstag (Tuesday);
Donnerstag (Thursday)

Montag—Monday
Dienstag—Tuesday
Mittwoch—Wednesday
Donnerstag—Thursday
Freitag—Friday
Samstag—Saturday
Sonntag—Sunday

Switching “t” and “th” with “d” (and vice versa) in German works with lots of words. You can use this to help you remember new vocabulary in German. Here are a few more examples:

- **d**rei → three
- **d**enken → think
- **d**ie → the
- **d**u → thou
- **T**ür → door
- **T**ag → day

If you want to learn more about this, look up the 2nd High German Consonant Shift (zweite hochdeutsche Lautverschiebung) online.

To say that you do something on a certain day, use the preposition *am* before the day.

am Mittwoch → **on** Wednesday

am Samstag → **on** Saturday

am Dienstag → **on** Tuesday

Ex. B: Wann hat Philipp Chemie? Answer the questions about Philipp's schedule in complete sentences, using the verb *haben* and the days of the week.

Montag	Dienstag	Mittwoch	Donnerstag	Freitag
Biologie Musik	Deutsch Chemie Deutsch	Biologie	Deutsch Chemie Musik	Biologie Deutsch

Beispiel: Wann hat Philipp Spanisch?

→ Philipp hat am Samstag Spanisch.

1. Wann hat Philipp Biologie?
2. Wann hat er Chemie?
3. Wann hat er Deutsch?
4. Wann hat er Spanisch?
5. Wann hat er Musik?
6. Wann hat er frei?
7. Was hat Philipp am Montag?
8. Was hat Philipp am Dienstag?
9. Was hat Philipp am Mittwoch?
10. Was hat Philipp am Donnerstag?
11. Was hat Philipp am Freitag?
12. Was hat Philipp am Samstag?
13. Was hat Philipp am Sonntag?



Ex. C: Now answer the questions about your own schedule in complete sentences. If you don't have anything on a certain day, you can always say, "Ich habe frei."

1. Was haben Sie am Montag?
2. Was haben Sie am Dienstag?
3. Was haben Sie am Mittwoch?
4. Was haben Sie am Donnerstag?
5. Was haben Sie am Freitag?
6. Was haben Sie am Samstag?
7. Was haben Sie am Sonntag?
8. Wann haben Sie Deutsch?

Ex. D: Ask a partner the questions from the exercise above. Now write a brief paragraph about his/her schedule in third person.

Ex. E: Haben. Go to Germanzone.org's website to practice conjugating the verb "haben." Don't worry about all the words you may not know for now; just look at the subject to conjugate the verb.

- <https://www.germanzone.org/verb-haben-present-tense-1/>.
- <https://www.germanzone.org/verb-haben-present-tense-2/>.

Deutsche Musik! Want to practice the days of the week through music? Click on the video to hear the song “Jeden Tag” by Nena. In the chorus, she repeats the days of the week beginning with *Montag*. (The week begins on Monday in Germany.)



One or more interactive elements has been excluded from this version of the text. You can view them online here: <https://una.pressbooks.pub/gr101/?p=494#oembed-2>

Songtext: <https://genius.com/Nena-jeden-tag-lyrics>

Ex. F: Video. Easy German: Days of the Week.



One or more interactive elements has been excluded from this version of the text. You can view them online here: <https://una.pressbooks.pub/gr101/?p=494#oembed-3>

The video shows interviews with Germans talking about their weekly schedules. Using what you learn in the video through subtitles, try to figure out what the following new words mean.

1. arbeiten
2. Bergfest
3. Sport
4. Flohmarkt
5. Wasser
6. Kino
7. Frühstück

The **months of the year** are very similar in German.

Januar	Februar	März	April
Mai	Juni	Juli	August
September	Oktober	November	Dezember

Note a few differences in pronunciation:

- The letter “j” in German is pronounced like a “y” in English.
- The letter “ä” in German is pronounced like the first “e” in the word “ever.”
- In the word “August,” the 2nd syllable is stressed: au-GUST

Watch out!

So far, you have seen two very similar words in German that both mean “in”: *in* and *im*. For now, ONLY use *im* with months and seasons. In a later chapter, you will learn the difference between these two words.

To say that you do something in a certain month, use the word *im* in front of the month.

- **im** Januar—in January
- **im** Oktober—in October
- **im** Juli—in July

Wann hat Ingrid Geburtstag? When does Ingrid have a birthday?

Sie hat *im* September Geburtstag. She has a birthday in September.



Karneval ist im Februar oder im März.

“Aachener Rosenmontagszug 2013” by Neuwieser is marked with CC BY-SA 2.0.

Video: Watch YourGermanTeacher’s video to hear the days of the week and the months of the year being pronounced.



One or more interactive elements has been excluded from this version of the text. You can view them online

here: <https://una.pressbooks.pub/gr101/?p=494#oembed-4>

Ex. G: Geburtstag. Ask your classmates when they have birthdays.

A: Wann hast du Geburtstag?

B: Ich habe im _____ Geburtstag.



Ex. H: Using the cues below and the verb *haben*, form complete sentences to tell when the following people have birthdays. Don't forget to change the verb so that it agrees with the subject.

Beispiel: Peter/Dezember

→Peter hat im Dezember Geburtstag.

1. Michael/Mai
2. Veronika/September
3. du und ich/Oktober
4. ihr/Februar
5. er/Januar
6. sie (singular)/April
7. Fabian und Katja/November
8. Jana/März

Ex. I: Haben! As a review, fill in the blanks with the correct conjugation for the verb *haben*.

ein—a
viele—many

1. Wir _____zwei
Kulis.
2. Ich _____ ein Haus in Berlin.
3. Maria und Tobias _____ viele Freunde in
Deutschland.
4. Frau Schmidt, _____ Sie im Dezember
Geburtstag?
5. Ihr _____ ein Buch auf Deutsch.
6. Du und ich _____ am Montag Chemie und Mathe.
7. Sie (singular) _____ morgen frei.
8. Der Professor _____ heute frei.
9. Das Kind _____ drei Computer.

EXTRA PRACTICE with days, months, and seasons.

- <https://www.germanzone.org/time-days-months-seasons-1/>.

Video. Easy German: Haben. Watch the video to see lots of examples with the verb “haben” in real life.



One or more interactive elements has been excluded from this version of the text. You can view them online here: <https://una.pressbooks.pub/gr101/?p=494#oembed-5>

EXTRA PRACTICE: Need more practice with *haben*? Click the link below for some online practice that will check your answers automatically. There may be some words in the sentences that you don't understand, but don't worry about those for now. All you need to do is to look for the **subject** of the sentence and conjugate the verb for that.

- <https://german.net/exercises/verbs/haben/>

CHALLENGING PRACTICE: For those who wish to go beyond what we have learned, these exercises will provide you with a challenge. You will be conjugating both *sein* and *haben*. Additionally, you will have to choose which of the verbs is more appropriate in each sentence. As always, the site will grade your answers and give you feedback.

- <https://www.germanzone.org/verbs-haben-sein-present-tense-2/>.
- <https://www.germanzone.org/verbs-haben-sein-1-present-tense/>.

8. Section I-8

1-8: Plurals

So far, you have learned that German nouns have a grammatical gender (der, die or das). Now you will learn how to make them plural. In English, we usually add an -s or -es to the end of the word:

- book→books
- computer→computers
- hobby→hobbies

In German, however, there are several different endings to form plurals. You will need to learn the plural form when you learn new words. The dictionary form of German nouns will show letters that come after the noun. These should be added to the word to form the plural.

75-90% of masculine and neuter nouns add -e

- der Tisch, -e→die Tische
- das Papier, -e→die Papiere
- das Heft, -e→die Hefte
- der Filzstift, -e→die Filzstifte

Occasionally, these words will add an umlaut in addition to -e.

- der Stuhl, -"e→die Stühle
- der Rucksack, -"e→ die Rucksäcke

75-90% of feminine nouns add -n or -en.

- die Tafel, -n→die Tafeln
- die Uhr, -en→die Uhren
- die Landkarte, -n→die Landkarten

- die Tür→die **Türen**
- die Tasche→die **Taschen**

Occasionally, these words will add an umlaut in addition to -n or -en.

- die Maus, -"e→die **Mäuse**
- die Wand, -"e→die **Wände**

Feminine words ending in -in that denote people also add -en or -n but add an extra -n- between the noun and the plural ending.

- die Professorin, -nen→die **Professorinnen**
- die Studentin, -nen→die **Studentinnen**
- die Lehrerin, -nen→die **Lehrerinnen**

Shortened forms and borrowed words tend to add an -s.

- das Handy→die **Handys**
- der Kuli→die **Kulis**
- der Laptop→die **Laptops**
- der Gummi→die **Gummis**
- das Hobby→die **Hobbys**
- das Auto→die **Autos**

Masculine and neuter words that end in -er often do not add anything to form the plural, especially words denoting people.

- der Lehrer, - →die **Lehrer**
- der Wischer, - →die **Wischer**
- der Kugelschreiber, - →die **Kugelschreiber**
- das Poster, - →die **Poster**
- der Computer, - →die **Computer**

A smaller percentage will simply have to be memorized. As always, the dictionary entry will show how to make the plural.

- der Professor, -en→die Professoren
- der Student, -en→die Studenten
- das Buch, -er→die Bücher

Note that the definite article of every German plural automatically becomes *die*, whether it is masculine, feminine, or neuter.

- der Tisch BUT **die** Tische

History of the English language:

You may be thinking that it is unnatural to add anything besides an -s or -es to plurals, as we do in English. However, English has plenty of irregular plurals...and this used to be the rule instead of the exception. Here are a few that we still use today that have Germanic roots.

English adds an “umlaut.” An umlaut is as a change in the vowel sound. German adds two dots above the vowel to show this. English does not; English writes the change as a different vowel.

- mouse→mice
- foot→feet
- goose→geese
- louse→lice
- man→men
- woman→women

English adds no ending.

- moose→moose
- deer→deer
- sheep→sheep

English adds -en.

- ox→oxen
- child→children

English changes final -f to -v + es.

- wife→wives
- roof→rooves

Watch YourGermanTeacher's video to learn some tips and tricks on how to remember plural forms:

<https://youtu.be/3Aqc5WDKO9A>

Ex. A: Wie viele haben wir? Make a tally of how many of the following things you see in the room. Then form a complete sentence using the verb *haben*, the number, and the plural form of the item. If you have none of the items, write the word "keine" in front of the noun plural, i.e. "no items."

Beispiel: der Bleistift

→Wir haben fünfzehn **Bleistifte**.

der Laptop

→Wir haben **keine Laptops**.

1. der Stuhl
2. der Tisch
3. das Fenster
4. die Uhr
5. das Buch
6. das Heft
7. die Wand
8. die Tafel
9. der Student
10. das Heft
11. der Kuli
12. der Bleistift
13. der Computer

Ex. B: Wir üben! Give both the singular and plural forms of the words below, including the definite articles.

Beispiel: board

→die Tafel, die Tafeln

1. table
2. door
3. paper
4. cell phone
5. chair
6. pencil
7. pen
8. notebook
9. backpack
10. book
11. board
12. window
13. clock
14. computer
15. laptop
16. mouse
17. eraser (on a pencil)
18. poster
19. map
20. professor (male)
21. professor (female)
22. student (male)
23. student (female)
24. wall
25. whiteboard eraser
26. purse/bag

EXTRA PRACTICE: Need more practice with noun plurals and classroom objects? Click on Germanzone.org's website to do more. As always, it will grade your answers.

- <https://www.germanzone.org/noun-plurals-1-classroom->

[objects/](#).

Ex. C: Die Familie. Here are some words denoting family members and their plurals. Practice making plurals with them.

- die Mutter, –“ (mother)
- die Schwester, –n (sister)
- der Vater, –“ (father)
- der Bruder, –“ (brother)
- die Tochter, –“ (daughter)
- der Sohn, –“e (son)
- der Onkel, – (uncle)
- die Tante, – n (aunt)

Compound nouns

Like English, German frequently uses compound nouns.

Wasser + Fall = Wasserfall Hand + Schuh = Handschuh

(Water) + (Fall) = (Waterfall) (hand)+(shoe)= glove

In English, sometimes these compound nouns are written all as one word, but other times they are written with a space in between.

football BUT swimming pool

(no space) (space between words)

In German, compound nouns are never written with a space.

Fußball Schwimmbad

This is why German often gets the reputation of having long words. Many long German words are nothing more than smaller words put together as compound nouns. Several words denoting family members follow this pattern.

- die Großmutter
- der Großvater
- die Urgroßmutter
- der Urgroßvater
- die Halbschwester
- der Halbbruder

- die Stiefmutter
- der Stiefvater
- die Stiefschwester
- der Stiefbruder

Notice that we add the following prefixes to make other words:

groß—big/grand
 ur—great
 halb—half
 stief—step

The definite article (der/die/das) will be the same as the LAST word in the compound noun. For example, “die Halbschwester” is still feminine because the last word in the compound, “Schwester,” is feminine. No matter how many words make up a compound word, the gender is ALWAYS determined by the last word.

Video. *Easy German. Compound Words.* Click to see more examples of how to make compound words in German.



One or more interactive elements has been excluded from this version of the text. You can view them online here: <https://una.pressbooks.pub/gr101/?p=496#oembed-1>

Ex. D: Video: Nicos Weg. Folge 2: “Kein Problem!” Watch episode 2 and do the online activities.

- <https://learngerman.dw.com/en/kein-problem/1-37251054>

9. Section 1-9

1-9: Indefinite Articles (Ein/eine) and “Kein/Keine”

You have already learned the definite article (der/die/das) of each word in this chapter so far. Now we’re going to add indefinite articles.

An indefinite article in English is the word “a” or “an.” In German, you will use “ein” or “eine,” depending on the gender of the noun. This is why it is important to learn the gender along with the noun.

masculine/neuter → ein
(der/das)

feminine → eine
(die)

plural → leave blank
(die)

Masculine and neuter add no ending.

Feminine adds an -e to match the end of “die.”

Plural is left blank because you can’t say, for example, “I have a books.” Rephrase to say, “I have books” → *Ich habe Bücher.*

Beispiele:

- die Schwester → eine Schwester (Feminine adds -e).
- der Bruder → ein Bruder (Masculine adds nothing).
- die Tafel → eine Tafel (Feminine adds -e).
- der Stuhl → ein Stuhl (Masculine adds nothing).
- das Poster → ein Poster (Neuter adds nothing).
- das Handy → ein Handy (Neuter adds nothing).

Video. Click the link to see me reteaching this.





One or more interactive elements has been excluded from this version of the text. You can view them online here: <https://una.pressbooks.pub/gr101/?p=498#oembed-1>

Video. Watch Learn German's video to see a detailed explanation of indefinite articles.



One or more interactive elements has been excluded from this version of the text. You can view them online here: <https://una.pressbooks.pub/gr101/?p=498#oembed-2>



This comic was created at www.MakeBeliefsComix.com. Go there and make one now!

Ex. A: Was ist das? Practice with your partner, asking what certain items around the room are. This time, you will answer with an indefinite article (ein/eine) instead of a definite article (der/die/das). If you can't remember the gender of the word, go back and look it up.

A: Was ist das?

B: Das ist ein Fenster.

B: Was ist das?

A: Das ist eine Landkarte.

Ex. B: Ein. Eine. Go to Germanzone.org's website and do the activity using ein-words and classroom items.

- <https://www.germanzone.org/indefinite-article-ein-1-classroom-objects/>.



German also has a word to express „not a.“ To negate “ein/eine,” you will use the word “kein” or “keine” in front of the noun, depending on its gender.

Masculine/neuter → **kein**

- **kein** Computer (not a computer/no computer)
- **kein** Poster (not a poster/no poster)
- **kein** Professor (not a professor/no professor)

Feminine → **keine**

- **keine** Tür (not a door/no door)
- **keine** Studentin (not a student/no student)
- **keine** Uhr (not a clock/no clock)

Plural → **keine**

- **keine** Kulis
- **keine** Studenten

COMMON MISTAKE: You may be tempted to say “nicht ein,” (not a), as you would in English. This is incorrect. You should use “kein” or “keine” instead.

INCORRECT: Das ist ~~nicht ein~~ Kuli. INCORRECT!!!

CORRECT: Das ist kein Kuli.

Ex. C: Ist das ein Kuli? Practice with your classmates, using both *ein/eine* and *kein/keine* to describe words around the room.

A: Ist das *ein* Kuli?

B: Nein, das ist *kein* Kuli. Das ist *ein* Bleistift.


B: Ist das *eine* Professorin?

A: Nein, das ist *keine* Professorin. Das ist *eine* Studentin.

Ex. D: Ein vs. kein. Go to Germanzone.org’s website to practice *ein* vs. *kein*. Each sentence will have two correct answers—one using “*ein*” and one using “*kein*.” There may be a few words that you haven’t seen yet, but don’t be afraid to look them up in the dictionary.

- <https://www.germanzone.org/articles-ein-kein-2/>.

Ex. E: Was ist das? Using the pictures below, answer the following questions. Make sure to use both “*ein/e*” and “*kein/e*”.



Beispiel:

Ist das ein Buch?

→Nein, das ist kein Buch. Das ist ein Heft.



1.

5.



Ist das ein Bleistift?

Ist das ein Tisch?



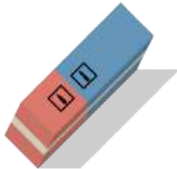
2.



6.

Ist das eine Tür?

Ist das eine Landkarte?



3.



7.

Ist das ein Wischer?

Ist das eine Uhr?

4.



8.

Ist das ein Kuli?

Ist das ein Laptop?

Ex. F: Video: Nicos Weg. Folge 3: „Tschüss!“ Watch episode 3 and do the online activities.

- <https://learngerman.dw.com/en/tsch%C3%BCss/1-37251033>

10. Section 1-10

1-10: The Alphabet (Das Alphabet)

You already know how most of the letters in the German alphabet are pronounced. Here is the official German alphabet. It has the same 26 letters that English has with four additional letters: ä, ö, ü, and ß.

a—ah	k—kah	u—ooo
b—beh	l—ell	v—fau
c—tseh	m—emm	w—veh
d—deh	n—enn	x—eeks
e—eh	o—oh	y—üpsilon
f—eff	p—peh	z—tsett
g—geh	q—coo	ß—ess tsett
h—hah	r—err	ä—apple
i—eee	s—ess	ö—girl
j—yott	t—teh	ü—beautiful

Notes on pronunciation:

Here are a few differences from English, which have not already been mentioned in previous sections.

- J is pronounced like English “y”.
- L is pronounced slightly different from English with the tongue touching the back of the teeth.
- ß is pronounced like a double “ss”. It is never found at the beginning of a word.
- Ä is pronounced like the “a” in “apple” or the “e” in “ever.”
- Ö is pronounced like the “ir” in “girl” except with less of an “r” sound.
- Ü is pronounced similar to the “eau” in the word “beautiful” but with rounded lips.

Video. Watch YourGermanTeacher's video to hear the alphabet.



One or more interactive elements has been excluded from this version of the text. You can view them online here: <https://una.pressbooks.pub/gr101/?p=500#oembed-1>

Video. Watch Learn German's video to hear the alphabet with examples for each letter.



One or more interactive elements has been excluded from this version of the text. You can view them online here: <https://una.pressbooks.pub/gr101/?p=500#oembed-2>

You will learn more rules for pronunciation as we get to them in this textbook, but if you want to learn all about pronunciation, watch YourGermanTeacher's video to get ahead.



One or more interactive elements has been excluded from this version of the text. You can view them online here: <https://una.pressbooks.pub/gr101/?p=500#oembed-3>

EXTRA PRACTICE:

Go to Deutsche Welle and practice your pronunciation of all German sounds and vowel combinations with interactive exercises.

- <https://learngerman.dw.com/en/abc/c-39621991>.

Ex. A: Abkürzungen. Practice saying the following abbreviations out loud in German.

- | | |
|---------|----------|
| 1. USA | 10. CDU |
| 2. BMW | 11. SPD |
| 3. VW | 12. DAAD |
| 4. EU | 13. DFB |
| 5. FKK | 14. EKD |
| 6. DVD | 15. FDP |
| 7. NRW | 16. ICE |
| 8. GmbH | 17. LKW |
| 9. DDR | 18. RTL |

Ex. B: Hörverständnis—das Alphabet. Go to Germanzone.org's website and listen to the cities being spelled aloud. Choose the one that corresponds to what you hear.

- <https://www.germanzone.org/horverstandnis-das-alphabet-orte/>.

Ex. C: Hörverständnis—das Alphabet. Go to Germanzone.org's website and do the following activity. Several words that you have already learned will be spelled aloud. Write them in the blanks.

- <https://www.germanzone.org/horverstandnis-das-alphabet/>.

Ex. D: Buchstabieren Sie bitte! With a partner, practice spelling the following German words out loud.

A: Wie schreibt man Tisch? (How does one write "Tisch"?)

B: T-I-S-C-H.

- | | |
|------------------|----------------|
| 1. Stiefbruder | 8. Tasche |
| 2. Mutter | 9. Computer |
| 3. Vater | 10. Wetter |
| 4. Halbschwester | 11. kritisch |
| 5. Großmutter | 12. Geburtstag |

- 6. Tante
- 7. Onkel

- 13. Psychologie
- 14. Dezember

Ex. E: Hörverständnis—das Alphabet. Fächer. Go to Germanzone.org’s website. Several subjects will be spelled aloud. Write them in the blanks and check your answers. As a refresher, you may want to look at the list of school subjects before doing this activity.

- <https://www.germanzone.org/horverstandnis-das-alphabet-faecher/>.

Ex. F: Video. Nicos Weg, Folge 4. Von A bis Z. Watch the video and do the online activities.

- <https://learngerman.dw.com/en/von-a-bis-z/1-37256418>.

So far, you have learned the basics of introducing yourself in this chapter. In the next episode of Nicos Weg, you will learn some alternatives to “Ich heiße...”

- Ich heiße _____ . I am called _____ .
- Mein Name ist _____ . My name is _____ .
- Ich bin _____ . I am _____ .
- Wie heißen Sie?/Wie heißt du? How are you called?
- Wie ist Ihr Name?/Wie ist dein Name? What is your name?
- Wer sind Sie?/Wer bist du? Who are you?

Ex. G: Video. Nicos Weg, Folge 5. Ich heiße Emma. Watch the video and do the online activities.

<https://learngerman.dw.com/en/ich-hei%C3%9Fe-emma/1-37262882>.

Listen to Die fantastischen Vier’s song, MfG, (1999) to practice the alphabet. The song contains many abbreviations found in the German language. The lyrics are in the video.



One or more interactive elements has been excluded from this version of the text. You can view them online here: <https://una.pressbooks.pub/gr101/?p=500#oembed-4>

II. Section I-II

1-11: Present Tense—Regular Verbs

So far, you have learned how to conjugate the verbs *sein* and *haben*, the two most important verbs in the German language. Both of them are irregular, and their conjugations had to be memorized. Most other verbs in German are not irregular and have a set pattern of endings.

What is verb conjugation in English? Putting certain endings on verbs so that they match up with their subjects!

As a native English speaker, you may not realize that you conjugate verbs every day when speaking. Compare the following sentences:

- I play basketball. (No ending on “play”)
- She plays basketball. (-s at end of “play”)

If you grew up learning English, you probably don’t notice that you automatically do this; you naturally can sense what sounds correct when speaking.

Below are some common regular verbs in their infinitive form (aka. **unconjugated** form. All German infinitives end in *-en* (99% of all verbs) or *-n* (<1%).

heißen	gehen	lernen
reisen	spielen	joggen
kochen	machen	fotografieren
wandern	wohnen	singen
arbeiten	bleiben	studieren
fragen	spazieren	schwimmen
tanzen	sagen	kommen
schreiben	hören	finden
malen	zeichnen	fliegen

You have already memorized a few phrases that had conjugated verbs in them. You may have wondered why the ending of the verb changed in different sentences.

- *Ich komme aus Berlin.* I come from Berlin.
- *Er wohnt in England.* He lives in England.
- *Sie heißt Sophia.* She is called Sophia.

The infinitive (unconjugated form) of each verb has two parts. We will use the verb *lernen* as an example.

Stem: lern-

Ending: -en

In German, the following verb endings are used for the present tense of regular verbs.

ich→-e	wir→-en (same as infinitive)
du→ -st	ihr→ -t
er/sie/es→ -t	sie/Sie→ -en (same as infinitive)

History of the English Language:

Note these Germanic verb endings on Shakespeare’s sonnets.

Sonnet 3: *Look in thy glass, and tell the face thou viewest.* (du)

Sonnet 10: *For shame deny that thou bear’st love to any.* (du)

Sonnet 147: *For that which longer nurseth the disease...* (er/sie/es)

How to conjugate a German verb.

Step 1: Take off the ending (-en or -n).

Step 2: Add a new ending that matches the subject.

Let’s try it with a few verbs from the list.

Conjugate reisen for “ich.”	Conjugate singen for “du.”
Step 1: Take off the -en→ reis-	Step 1: Take off the -en →
Step 2: Add the new ending→ -e	Step 2: Add the new ending
Conjugated verb: <i>Ich reise.</i>	Conjugated verb: <i>Du singst.</i>

Click the link to watch me reteaching this.



One or more interactive elements has been excluded from this version of the text. You can view them online here: <https://una.pressbooks.pub/gr101/?p=502#oembed-1>

Ex. A: Verben. Use the steps for conjugating verbs to complete the tables below.

Conjugate <i>spielen</i> for “ <i>wir</i> .”	Conjugate <i>machen</i> for “ <i>du</i> .”
Step 1:	Step 1:
Step 2:	Step 2:
Conjugated verb:	Conjugated verb:

Conjugate <i>bleiben</i> for “ <i>er</i> .”	Conjugate <i>schwimmen</i> for “ <i>Sie</i> .”
Step 1:	Step 1:
Step 2:	Step 2:
Conjugated verb:	Conjugated verb:

Conjugate <i>fragen</i> for “ <i>ihr</i> .”	Conjugate <i>joggen</i> for “ <i>sie</i> ” (<i>sing.</i>)
Step 1:	Step 1:
Step 2:	Step 2:
Conjugated verb:	Conjugated verb:

Conjugate <i>gehen</i> for “ <i>ich</i> .”	Conjugate <i>schreiben</i> for “ <i>er</i> .”
Step 1:	Step 1:
Step 2:	Step 2:
Conjugated verb:	Conjugated verb:

Video. *Easy German: Conjugation of Regular Verbs “sagen,” “machen,” “hören.”* Watch to see some examples of these verbs conjugated.



One or more interactive elements has been excluded from this version of the text. You can view them online

here: <https://una.pressbooks.pub/gr101/?p=502#oembed-2>

Ex. B: Now try conjugating some verbs for all forms. Fill in the tables below.

1. kochen—to cook

ich	wir
du	ihr
er/sie/es	sie/Sie

2. fotografieren—to take pictures

ich	wir
du	ihr
er/sie/es	sie/Sie

3. wandern—to hike (think „wander” around)

ich	wir
du	ihr
er/sie/es	sie/Sie

4. hören—to hear, listen to

ich	wir
du	ihr
er/sie/es	sie/Sie

The present tense in German is equivalent to three different ways of expressing the present tense in English. The sentence “Ich lerne Deutsch” could be translated as follows.

1. I **learn** German.
2. I **am learning** German.
3. I **do learn** German.

COMMON MISTAKE: As English speakers, we tend to translate word-for-word into German. This can lead to mistakes in German, because German does not have the present progressive tense (i.e. is learning, am dancing, are playing). Often, that results in the following mistake:

ENGLISH→I am playing.

WRONG→ Ich bin spielen.←**WRONG**

CORRECT→Ich spiele.

Whenever you want to translate something into German that has is/am/are + verb+ing in English, reword it so that it sounds simpler.

- **He is hiking.**
- REPHRASE TO **He hikes.**
- Translates to **Er wandert.**

Ex. C: Auf Deutsch! Translate the following sentences into German. Rephrase into simpler English if necessary.

1. We are living in Germany.
2. He is writing a book.
3. I am learning German.
4. She is sarcastic.
5. They are hiking.
6. You guys are studying computer science.

Studieren vs. lernen:

The verbs *studieren* and *lernen* are often confused because they sound so much like verbs in English.

studieren—to study as a major or minor; to go to college

lernen—to learn; to study for a test or quiz

Beispiele:

- Ich **lerne** Japanisch.

I am learning

2. Johann/lernen/Spanisch und Englisch
3. du und ich/lernen/Deutsch
4. ihr/studieren/an der Universität von Nordalabama
5. ich/lernen/Mathe und Chemie
6. Martin und Christian/studieren/Psychologie und Soziologie
7. sie (sing.)/lernen/Chinesisch
8. Sie/studieren/in Deutschland

Nach vs. zu

The verbs *reisen*, *gehen*, *fliegen*, *kommen*, and *joggen* are verbs of motion. You can use them to say where you plan to go.

- To say that you are going to a city, state, country, or home, use the preposition *nach*.

Wir reisen nach Dänemark. (country)

Er fliegt nach Hause. (home)

- To say that you are going to see a person or a business with a proper name, use the preposition *zu*.

Wir gehen zu Lena. (person)

Der Student joggt zu Aldi. (store's proper name)

- To say that you are at home (i.e., **notgoing** home) use the expression "zu Hause."

Morgen bleiben wir zu Hause.(at home)

Ich arbeite zu Hause. (at home)

COMMON MISTAKE!!!

Students often confuse the word *das Haus* with the phrases „zu Hause“ and „nach Hause.“ Whenever you are talking about a house, use “das Haus.” If you are talking about going home or being at home, use “nach Hause” or “zu Hause.” The -e at the end of these phrases comes from German several centuries ago. It is only used in these two phrases.

Watch this video for a review:



One or more interactive elements has been excluded from this version of the text. You

can view them online here:

<https://una.pressbooks.pub/gr101/?p=502#oembed-3>



This comic was created at www.MakeBeliefaComix.com. Go there and make one now!

Ex. F: Nach vs. zu. Choose *nach* or *zu* for the following sentences.

1. Meine Familie reist nächstes Jahr _____ Europa.
2. Meine Schwester reist _____ Spanien, aber mein Bruder bleibt _____ Hause.
3. Ich gehe _____ Johanna.

4. Der Student joggt _____ Hause.
5. Frau Blechschmidt fliegt _____ Utah.
6. Der Mann arbeitet _____ Hause.
7. Bleibst du _____ Hause, oder gehst du _____ Wal-Mart?
8. Lena und Martin reisen im Sommer _____ Italien.
9. Viele Studenten gehen oft _____ Starbucks.

Ex. G: Wohin gehen Sie? Using the cues provided, make sentences. Decide whether it is best to use *nach* or *zu*. Don't forget to conjugate the verb for the subject.

Beispiel: Bettina/gehen/Lucas
 → Bettina geht **zu** Lucas.

1. er/reisen/Polen
2. sie (pl.)/gehen/Hause
3. wir/bleiben/Hause
4. ihr/kommen/Alex
5. die Professoren/gehen/
Aldi
6. ich/fliegen/Irland
7. mein Vater/reisen/Houston



Verbs with stems ending in -d or -t.

If a verb's stem ends in -d or -t, often an extra "e" gets added to its conjugation in the du and er/sie/es form to make it easier to pronounce.

- **arbeiten** Du arbeitest. Er arbeitet.

If this extra -e- were not added between the stem and the ending, it would be very hard to pronounce.

INCORRECT → Du arbeitest. Er arbeit. ← INCORRECT!!

- **finden** Er findet Deutsch cool.
- **schneiden** Ihr schneidet das Papier.



Er zeich**net** und sie zeich**net**;
sie zeich**nen**.

“Nora & Jonas – Zeichnen” by
jonasginter is marked with CC
BY-NC-SA 2.0.

Click the link to see me
reteaching this.



One or more interactive elements has been excluded
from this version of the text. You can view them online
here: <https://una.pressbooks.pub/gr101/?p=502#oembed-4>

Ex. H: Wie findest du Geschichte? Ask your classmates their
opinions on the following subjects.

A: Wie findest du

Informatik—computer science

Informatik?

B: Ich finde Informatik schwierig.

1. Biologie
2. Psychologie
3. Geschichte
4. Deutsch
5. Englisch
6. Informatik
7. Mathematik
8. Musik
9. Geographie

einfach—simple, easy
schwierig—difficult, hard
langweilig—boring
interessant—interesting
wichtig—important
praktisch—practical

Ex. I: Wo arbeitet er? Use the cues below to make sentences about where the following people work.

Beispiel: Matthias/Target

→Matthias arbeitet bei

bei—at

Target.

1. Lena/Wal-Mart
2. Kevin/McDonald's
3. Elena/Burger King
4. du/Starbucks
5. wir/Lowe's
6. ihr/Pizza Hut

Ex. J: Verbkonjugationen! Fill in the blanks with the correct form of the conjugated verb. Make sure to look at the subject to see which verb ending it should match up with. (Watch out! "Sein" is also included!)

1. Der Student _____ sehr gut. (singen)
2. Ich _____ Basketball, Golf und Tennis. (spielen)
3. Du _____ heute. (arbeiten)
4. Wir _____ Deutsch. (lernen)
5. Ich _____ Deutsch und Spanisch. (studieren)
6. _____ du morgen zu Andreas? (gehen)
7. Sie (pl.) _____ sehr egoistisch und exzentrisch. (sein)
8. Ihr _____ Italienisch interessant. (finden)
9. Markus und ich _____ in Berlin. (wohnen)
10. _____ ihr immer so pessimistisch? (sein)
11. Ich _____ in Eile! (sein)

Verbs with stems that end in an "s" sound.

Verbs whose stems end in -ß or -z, often don't add the "s" from -st when conjugated for "du."

Beispiel: du/heißen→Du heißt.

(NOT „Du heißtst“ because „ß“ is the same as “ss.” That would give us “Du heisst”—too many of the letter “s”!)

Beispiel: du/tanzen→Du tanzt.

(NOT „Du tanzst“ because „z“ already makes an „s“ sound.)

Click to watch me reteaching this.



One or more interactive elements has been excluded from this version of the text. You can view them online

here: <https://una.pressbooks.pub/gr101/?p=502#oembed-5>

Gern + infinitive

To say that you like to do something, add *gern* to the conjugated verb.

Ich zeichne. BUT Ich zeichne **gern**.

(I sketch.)

(I **like to** sketch.)

Erika spielt Tuba. BUT

Erika spielt **gern** Tuba.

(Erika plays tuba.)

(Erika **likes to** play tuba.)

Mein Bruder tanzt. BUT

Mein Bruder tanzt **gern**.

(My brother dances.)

(My brother **likes to**

dance.)



Officially, the word *gern* is an adverb that means “gladly,” but we translate it in common English to mean “like to.”

Just as we negate adjectives by putting *nicht* in front of them, we do the same for adverbs. To negate *gern*, we put the word *nicht* in front of it.

Ich tanze *nicht gern*. (I **don't like to** dance.)

Click the link to watch me reteaching this.



One or more interactive elements has been excluded from this version of the text. You can view them online here: <https://una.pressbooks.pub/gr101/?p=502#oembed-6>



Ex. K: Was machst du gern? What do you like to do?

A: Was machst du gern?

B: Ich ___(conjugated VERB)_____ gern.

A: Was machst du nicht gern?

B: Ich ___(conjugated VERB)_____ nicht gern.

Ex. L: Partnerarbeit. Now ask your classmates what they do and don't like to do, using the verbs below.

Beispiel: reisen

A: Reist du gern?

B: Ja, ich reise gern. ODER Nein, ich reise nicht gern.

- | | |
|--------------|-------------------|
| 1. kochen | 8. zeichnen |
| 2. wandern | 9. lernen |
| 3. tanzen | 10. joggen |
| 4. arbeiten | 11. fotografieren |
| 5. schreiben | 12. singen |
| 6. malen | 13. studieren |
| 7. spazieren | 14. schwimmen |

Ex. M: Kleiner Absatz! Using your answers from Ex. L, write a brief paragraph about the people you interviewed and what they like to do (or not do.) Write 7-8 sentences.

Beispiel: Angela kocht nicht gern. Sie wandert sehr gern...usw.

Here are some sports, instruments, and games you might enjoy playing. Most of them are very similar to English.

Basketball	Golf	Volleyball
Tennis	Fußball	Hockey
Baseball	Klavier—piano	Tuba
Trompete	Gitarre	Flöte
Schlagzeug—drum	Klarinette	Saxophon
Geige—violin	Videospiele—video games	

The verb *spielen* can be used with sports, instruments, and games.

Ex. N. Was spielen Sie gern? Was spielen Sie nicht gern?

Ich spiele gern _____. Ich spiele nicht gern _____.

Ex. O: Konjugieren wir Verben! Fill in with the correct form of the verb in parenthesis. Don't forget to look at the subject first and then decide which verb ending you will need. (Watch out! *Sein* and *haben* will show up as well, but they are irregular!)

1. Wir _____ Deutsch. (lernen)
2. Meine Schwester _____ in Minnesota. (wohnen)
3. Der Student _____ gern. (malen)
4. _____ du gern Musik? (hören)
5. Ich _____ Rockmusik interessant. (finden)
6. Ihr _____ zu Hans. (gehen)
7. Die Frau _____ nach Deutschland. (reisen)
8. Die Bücher _____ sehr interessant. (sein)
9. Astrid _____ gern im Herbst. (fotografieren)
10. Michael und Philipp _____ in Berlin. (wohnen)
11. Ich _____ aus Florence. (kommen)
12. Du _____ oft Sport. (machen)
13. Wir _____ in Eile. (sein)
14. Ihr _____ immer zu spät. (kommen)
15. Meine Mutter und mein Vater _____ Golf.
(spielen)
16. Herr Steiner, _____ Sie heute? (arbeiten)
17. Ja, und meine Frau _____ morgen. (arbeiten)
18. _____ du gern? (kochen)
19. Nein, ich _____ nicht gern. (kochen)
20. Die Studenten _____ morgen Physik. (haben)
21. Du und ich _____ an der Universität von
Nordalabama. (studieren)

Ex. P: Was machen diese Menschen? Write a complete sentence to describe what these people are doing. Some pictures may have more than one possible answer.



Beispiel:

→Er wandert.



1.

4.



2.


publicdomainvectors.org

5.



5.

6.



EXTRA PRACTICE: Germanzone.org's website has plenty of conjugation practice.

- <https://www.germanzone.org/present-tense-common-verbs-2-2/>.

- <https://www.germanzone.org/present-tense-common-verbs-3/>.
- <https://www.germanzone.org/present-tense-regular-verbs-1/>.
- <https://www.germanzone.org/present-tense-common-verbs-1-2/>.
- <https://www.germanzone.org/present-tense-regular-verbs-2/>.
- <https://www.germanzone.org/present-tense-common-verbs-4/>.

The following exercises have the verbs already conjugated; you will need to supply the correct subject pronoun to match up with the conjugation.

- <https://www.germanzone.org/german-subject-pronouns-1/>.
- <https://www.germanzone.org/german-subject-pronouns-2/>.

Click on the link and scroll to the bottom of the page to see some extra practice conjugating regular verbs in the present tense. You can set your level for easy, medium, or hard.

- https://www.deutsch-lernen.com/learn-german-online/beginners/uebung1_1.php.

Ex. Q: Video. *Nicos Weg. Folge 6. Das ist Nico.* Watch the video and do the online activities associated with it. You will hear several new words in this video.

<p>helfen—to help suchen—to search for, look for weg—gone, away</p>

- <https://learngerman.dw.com/en/das-ist-nico/l-37262923>.

Video. Easy German: Introduce Yourself in German



One or more interactive elements has been excluded from this version of the text. You can view them online here: <https://una.pressbooks.pub/gr101/?p=502#oembed-7>

12. Section I-12

1-12: Nominative Case and Word Order

German has four cases: nominative, accusative, dative, and genitive. A “case” in German basically tells what the word does in a sentence. In this chapter, you are learning the nominative case. The **nominative case** deals with the **subject** of the sentence—the person or thing doing the action of the sentence.

Nominative case = subject

The subject is the word that does the action of the sentence. It is also the word that determines how you conjugate the verb, i.e. which endings you will put on the end of the verb from the verb chart. The subject of each sentence is highlighted below.

- **Ich** habe im März Geburtstag.
- **Frau Schmidt** ist nicht sehr optimistisch.
- **Der Student** kommt aus Saudi-Arabien.
- **Meine Mutter** spielt gern Klavier.
- **Das Wetter** ist kalt und regnerisch.
- **Marions Großmutter** geht morgen ins Restaurant.

In all of these examples, the subject came first in each sentence, and the verb came second. This word order is often seen in German sentences. This is also how we often form sentences in English.

Subject/verb/everything else.

HOWEVER, in German, the subject does not have to come first as long as the verb stays in second position.

RULE: The **verb** in German statements must come in 2nd position.

The following examples have the verb in 2nd position, but some of them have a time expression at the beginning instead of the subject. The verb is bold-faced, and the subject is in italics. To the right is an alternate word order that might make more sense for English speakers.

- Morgen **reisen** *wir* nach Europa. (Wir reisen morgen nach Europa).
- *Im Herbst **ist** *das Wetter* kühl. (Das Wetter ist kühl im Herbst).
- *Meine Schwester* **malt** sehr gern.
- Heute **habe** *ich* Mathe. (Ich habe heute Mathe.)

*The sentence “Im Herbst ist das Wetter kühl,” may be confusing because it looks like the verb is 3rd. Prepositional phrases count as one element.

- im Herbst
- nach Europa
- zu Karoline

Although the above phrases have more than one word, it would make no sense to split them up. Therefore, prepositional phrases should be kept together.



Click the link to see me reteaching this concept.



One or more interactive elements has been excluded from this version of the text. You can view them online here: <https://una.pressbooks.pub/gr101/?p=504#oembed-1>

Ex. A: V2-Stellung. Reword the sentences so that the bold-faced word or phrase comes first in each sentence. Don't forget to keep the verb in 2nd position.

Beispiel: Wir reisen **am Montag** nach Florida.

→Am Montag reisen wir nach Florida.

oft—often
nächstes Semester—next semester

1. Er arbeitet **im Sommer** bei Target.
2. Der Student lernt **nächstes Semester** Psychologie.

3. Die Professorin schreibt ein Buch **im Dezember**.
4. Das Wetter ist kühl **im Herbst**.
5. Die Studenten machen **oft** Sport.
6. Marina spielt nicht gern **Volleyball**.
7. Der Lehrer findet **Geschichte** interessant.

Ex. B: Word order—statements. Click on Germanzone.org's site to do another activity in which you will be moving the underlined word or phrase to the beginning of the sentence. Don't forget to put the verb 2nd!

- <https://www.germanzone.org/word-order-3-statements/>.

Video. Watch Easy German's video, *Nominativ*, to see more examples of nouns in the nominative case; this time it's in su-u-u-per slow German. Notice that the verb is in 2nd position.



One or more interactive elements has been excluded from this version of the text. You can view them online here: <https://una.pressbooks.pub/gr101/?p=504#oembed-2>

Ex. C: Video. *Nicos Weg, Folge 7: Woher kommst du?*

Watch the video and do the online activities.

- <https://learngerman.dw.com/en/woher-kommst-du/1-37263828>.

mein—my
dein—your
war—was
vielleicht—maybe

Ex. D: Video. *Nicos Weg, Folge 8: Nico hat ein Problem.*

Watch the video and do the online activities. You will be conjugating the verbs *sein* and *haben* as well as several other verbs.

Feel free to look back at your notes if you need a refresher on these verbs.

- <https://learngerman.dw.com/en/nico-hat-ein-problem/l-37265543>.

Word order with yes/no questions:

To make questions that can be answered with *ja* or *nein*, word order is exactly like English: VERB/SUBJECT/EVERYTHING ELSE

Statement: Der Student **ist** freundlich. (The student **is** friendly.)

Question: **Ist** der Student freundlich? (**Is** the student friendly?)

Statement: Mein Bruder **arbeitet** viel. (My brother **works** a lot.)

Question: **Arbeitet** mein Bruder viel? (**Does** my brother **work** a lot?)

(**Works** my brother a lot?)

In English, we add an extra “do” or “does” to make yes/no questions. German does not. If necessary, reword the sentence to sound simpler before making a question.

Do you **jog**? (Split verb/subject)

TAKE OUT “DO”: **Jog** you?(Verb/subject)

German: **Joggst** du? (Verb subject)

When in doubt, just put the verb first, and you have an instant question.



Click on the video to see me reteaching how to make yes/no questions.



One or more interactive elements has been excluded from this version of the text. You can view them online here: <https://una.pressbooks.pub/gr101/?p=504#oembed-3>

Ex. E: Ja und nein! Make yes/no questions out of the following statements.

Beispiel: Rainer fliegt
morgen nach Europa.

→Fliegt Rainer
morgen nach Europa?

zurück—back
laut—loud

1. Wir fotografieren die Studenten.
2. Ich spaziere gern im Sommer.

3. Er hat zwei Brüder.
4. Sie spielt sehr gut Volleyball.
5. Die Professoren arbeiten am Donnerstag.
6. Der Student schreibt ein Buch.
7. Du wanderst gern.
8. Ihr kommt morgen zurück.
9. Der Mann singt sehr laut.

Ex. F: Interview. Ask your classmates 8 yes/no questions about themselves. Don't forget to put the verb first.

Beispiele:

Hörst du gern Musik?

Lernst du Spanisch?

Wohnst du in...?

Ex. G: Artikel. Take your answers to the questions in ex. F and write a brief paragraph about your classmates.

Question Words

You have already seen several question words so far. Here they are all together.

wann—when
wo—where
wie—how
was—what
woher—where from/from where
warum—why
wohin—where to/to where
wer—who

Watch out!

Students often confuse **wer** and **wo**. **Wer** means “who,” because it has **er**, a person, in it. **Wo** means “where.”

- | | |
|-----------------------------------|---|
| • Wann arbeitest du? | When do you work? |
| • Wo wohnst du? | Where do you live? |
| • Wie heißt der Professor? | How is the professor called? |
| • Was ist das? | What is that? |
| • Woher kommen Sie? | Where do you come from? |
| • Warum lernst du Deutsch? | Why are you learning German? |
| • Wohin gehst du? | Where are you going (to)? |
| • Wer singt? | Who is singing?/ Who sings? |

Notice that the word order is exactly like English; the question word comes first, THEN the verb.



Click the link to watch me reteaching how to use question words.



One or more interactive elements has been excluded from this version of the text. You can view them online here: <https://una.pressbooks.pub/gr101/?p=504#oembed-4>

Ex. H: Fragewörter. Make questions for the statements below that could be used to answer them. Some may have more than one possibility.

Beispiel: Ich wohne in Aachen.

→Wo wohnst du?/Wo wohnen Sie?

1. Peter lernt Japanisch.
2. Das ist meine Schwester.
3. Das Kind sagt, „Guten Morgen!“
4. Marina arbeitet bei Subway.
5. Der Mann tanzt sehr gut.
6. Ich fliege nach England. Meine Mutter wohnt in England.
7. Morgen kochen wir Spaghetti.
8. Ihr kommt aus Amerika.
9. Sie heißt Karla.

Listen to Glasperlenspiel's song, *Dein Geheimnis*, (2011), to hear lots of examples of questions and question words.



One or more interactive elements has been excluded from this version of the text. You can view them online

here: <https://una.pressbooks.pub/gr101/?p=504#oembed-5>

Songtext: <https://genius.com/Glasperlenspiel-dein-geheimnis-lyrics>

Ex. I: Question or statement? Go to Germanzone.org's website and determine whether each set of words makes up a question or a statement.

- <https://www.germanzone.org/word-order-1-questions-statements/>.

EXTRA PRACTICE: For a more challenging version of this, do the next activity on Germanzone.org. You will be deciding which set of words to choose in order to make a statement or a question.

- <https://www.germanzone.org/word-order-2-statements-questions/>.

Time and Place

In German sentences, time expressions come before place expressions. This is the **exact opposite of English**, which usually puts place before time.



TP (Time/Place)

In each sentence below, the time phrase is in bold-face print while the place is in italics.

(Subject/Verb/Time/Place.)

Wir fliegen **am Mittwoch** nach *Deutschland*.

Mein Großvater bleibt **morgen** zu *Hause*.

Die Studentin reist **in zwei Tagen** nach *Alaska*.

Der Mann arbeitet **im Winter** im *Restaurant*.



You already know several time expressions using months and days of the week. Here are some place expressions to use for now, along with a few more time expression.

im Restaurant—in the restaurant
im Kino—in the movies
im Supermarkt—in the supermarket
an der Uni—at the university
draußen—outside
im Büro—in the office
im Garten—in the garden
in der Disco—in the disco

oft—often
nie—never
nächstes Jahr—next year
bald—soon
jeden Tag—every day

Ex. J: TP! Translate the following sentences into German, using correct word order→subject/verb/time/place.

Beispiel: The student sings at the university tomorrow.

→Der Student (die Studentin) singt morgen an der Uni.
(subject) (verb) (time) (place)

1. We swim every day in the summer.
2. Do you cook at home often?
3. He is at the movie theater a lot.
4. They are living in Sweden next year.
5. They never play outside.
6. Y'all (you guys) stay in the garden a lot.

7. She likes to dance in the disco.
8. He likes to swim at home in July.

Ex. K: Lesen wir! Read the following paragraph and answer the questions about it.

Helen lebt in Aachen. Aachen ist eine Stadt in Deutschland. Helen ist neununddreißig Jahre alt. Sie hat einen Mann, Martin, und zwei Kinder—Benno und Toni. Helen und Martin reisen sehr gern nach Frankreich. Helen spaziert gern am Strand, und Martin surft sehr gern. Benno und Toni spielen zusammen am Strand.

leben—to live permanently
die Stadt—city
am Strand—on the beach
zusammen—together
manchmal—sometimes

Helen hat andere Hobbys. Sie wandert mit Benno und Toni. Sie malt sehr gut. Sie lernt Englisch im Winter, und sie schwimmt im Sommer. Sie bleibt gern zu Hause mit ihrer Familie, aber manchmal fliegt sie nach Italien. Sie findet Italien super.

1. Wo lebt Helen?
2. Wie alt ist Helen?
3. Wie viele Kinder hat Helen?
4. Wohin reist Helen gern?
5. Was macht Martin gern?
6. Was macht Helen gern?
7. Was macht sie im Winter?
8. Wie findet Helen Italien?

Need a review of word order? Watch YourGermanTeacher's video to see more.



One or more interactive elements has been excluded

from this version of the text. You can view them online here:

<https://una.pressbooks.pub/gr101/?p=504#oembed-6>

13. Section I-13

1-13: Possessive Adjectives

You already know how to use *ein/eine* and *kein/keine*. Possessive adjectives work the same way. In order to use them, you will need to know the grammatical gender of the word and add the correct ending (if necessary).

Review:

- *der Computer* → masculine → *ein Computer* (no ending added)
- *das Poster* → neuter → *ein Poster* (no ending added)
- *die Wand* → feminine → *eine Wand* (-e added)

We do the same with possessive adjectives.

Singular	Plural
<i>mein/meine</i> —my	<i>unser/unsere</i> —our
<i>dein/deine</i> —your (informal)	<i>euer/eure</i> —y’all (you guys’)
<i>sein/seine</i> —his <i>sein/seine</i> —its <i>ihr/ihre</i> —her	<i>ihr/ihre</i> —their <i>Ihr/Ihre</i> —your (polite)

For example, if you want to say „our uncle,“ you will do as follows.

1. *der Onkel*
2. masculine; add no ending to “*unser*.”
3. *unser Onkel*

If you want to say “my sister”...

1. *die Schwester*

2. feminine; add -e.
3. meine Schwester

If you want to say “your child”...

1. das Kind
2. neuter; add no ending
3. dein Kind

Andere Beispiele:

- *Feminine*: **Meine Mutter** kommt aus Alabama.
- *Masculine*: **Mein Vater** kommt aus Tennessee.
- *Feminine*: **Deine Tasche** ist neu.
- *Masculine*: **Dein Rucksack** ist alt.
- *Masculine*: **Ihr Stuhl** ist zu klein.
- *Feminine*: **Ihre Tante** ist sehr liberal.
- *Masculine*: **Sein Laptop** ist aus China.
- *Feminine*: **Seine Tür** ist bunt.
- *Feminine*: **Unsere Professorin** ist exzentrisch.
- *Neuter*: **Unser Fenster** ist grau.
- *Feminine*: **Eure Schwester** bleibt gern zu Hause.
- *Masculine*: **Euer Bruder** spielt gern Videospiele.
- *Masculine*: Frau Koch, was sagt **Ihr Mann**?
- *Feminine*: Frau Koch, singt **Ihre Tochter** heute?
- *Masculine*: **Ihr Onkel** schwimmt sehr schnell.
- *Feminine*: **Ihre Großmutter** ist krank.

Watch Anja's video to watch her reteaching possessive adjectives with lots of examples using family member vocabulary.



One or more interactive elements has been excluded

from this version of the text. You can view them online here:

<https://una.pressbooks.pub/gr101/?p=506#oembed-1>

Click here to watch me reteaching this.



One or more interactive elements has been excluded from this version of the text. You can view them online here: <https://una.pressbooks.pub/gr101/?p=506#oembed-2>



This comic was created at www.MakeBeliefsComix.com. Go there and make one now!

Watch Easy German's video to see more examples. I suggest watching only the first 6 minutes because the video goes into some endings that we won't learn until Chapter 2.



One or more interactive elements has been excluded from this version of the text. You can view them online here: <https://una.pressbooks.pub/gr101/?p=506#oembed-3>

Ex. A: Possessive adjectives. Fill in the blank with the correct form

of the possessive adjective. If you can't remember the gender of the word, look it up before filling in the blank.

1. Wo ist _____ Buch? (your, familiar, singular)
2. _____ Professor tanzt nicht so gut. (our)
3. _____ Biologieprofessorin singt fantastisch! (his)
4. _____ Kind spielt im Garten. (my)
5. Das ist _____ Großmutter. (you guys/'y'all's, familiar plural)
6. _____ Garten ist sehr chaotisch. (her)
7. _____ Lehrer spielt gern Tennis. (my)
8. Frau Schmidt, _____ Tochter ist sehr schön! (your, polite/formal)
9. Ist _____ Buch sehr lang? (your, familiar, singular)
10. _____ Tag beginnt um sechs Uhr. (our)

Ex. B: Stimmt das? Ask your classmates about their family members. Answers should be in complete sentences.

Beispiel: Ist dein Vater kritisch?

→Ja, mein Vater ist kritisch.

OR

→Nein, mein Vater ist nicht kritisch.

1. Ist deine Schwester freundlich?
2. Ist deine Mutter optimistisch?
3. Ist dein Bruder clever?
4. Ist deine Großmutter modern?
5. Ist dein Großvater sentimental?
6. Ist dein Hund/deine Katze klein?
7. Ist deine Tante jung?
8. Ist dein Onkel gesund?
9. Ist deine Schwester fleißig?

Ex. C: Absatz. Using the answers to ex. B, write a brief paragraph about your partner's family.

Beispiel: Ihre/seine Mutter ist optimistisch...usw.

Ex. D: Multiple choice. Choose the correct form of the possessive adjective that will match the word in parenthesis.

1. _____ Bücher sind teuer. (die Studenten)
a. seine b. ihre c. eure
2. _____ Tante schwimmt gern. (Leon)
a. ihre b. unsere c. seine
3. Schreiben Sie ein Buch, Herr Professor? Ist _____ Buch lang?
a. dein b. euer c. Ihr
4. _____ Großvater ist groß. (Alex und ich)
a. euer b. unser c. dein
5. _____ Gitarre ist ein Geschenk von seinen Eltern. (Karla)
a. eure b. seine c. ihre
6. _____ Handy hat eine Weckerfunktion. (ich)
a. dein b. mein c. ihr
7. _____ Mutter fotografiert gern. (du und Thomas)
a. ihre b. eure c. meine

Ex. E: Possessive Adjectives 1 & 2. Go to Germanzone.org's website and practice possessive adjectives with the following activities.

- <https://www.germanzone.org/possessive-adjectives-1/>.
- <https://www.germanzone.org/possessive-adjectives-2-die->

[familie/](#).

Ex. F: Unser Klassenzimmer. Using possessive adjectives, describe the things in your classroom. Use „unser/unsere” since the items belong to all of you. Don't forget to look at the gender to find the correct ending.

Beispiel: Unsere Landkarte ist sehr modern.

Ex. G: Die Zeitung. You are a reporter for a newspaper interviewing a celebrity about his or her family. Ask 8-10 questions with possessive adjectives. Don't forget to treat the person with respect; use *Ihr*, not *dein*! (And capitalize “Ihr”!)

Beispiel: Wohnt Ihr Bruder in Budapest? Singt Ihre Schwester?

Ex. H: Der Artikel. Using your questions from ex. D, make up answers and write a brief “article” about the celebrity. Don't forget to use third person possessive adjectives *sein/seine* or *ihr/ihre*.

Beispiel: Sein Bruder wohnt in Prag. OR Ihr Bruder wohnt in Prag.

Ex. I: Euer Haus! After visiting these people, you tell them exactly what you think of their room. Since you know them well, use *euer/eure* and describe the items in their house.



Beispiel: Euer Teppich (rug) ist zu gelb. (Your rug is too yellow).

Ex. J: Fill-in-the-blank. Complete each blank with the correct form of the word in parenthesis. If you forget the gender of the word, look it up before continuing.

1. Das ist _____ Bruder. (my)
2. _____ Rucksack ist sehr groß. (your, polite)
3. Hast du _____ Schwester? (a)
4. Das ist _____ Onkel! (our)
5. Wir lesen _____ Buch. (his)
6. Der Student braucht _____ Heft. (a)
7. _____ Mann arbeitet bei McDonald's. (her)
8. Wir haben _____ Papier. (the)

9. _____ Buch ist zu lang! (the)
10. Das ist _____ Großmutter. (my)
11. Er liest _____ Tafel. (the)
12. Wir finden _____ Tasche. (her)
13. _____ Katze spielt gern. (our)
14. Er hat _____ Kind. (no/not any/not a)
15. Mein Vater hat _____ Uhr. (a)
16. _____ Computer war super teuer. (his)
17. _____ Tante kommt aus Bulgarien. (your, familiar, singular)
18. _____ Rucksack ist aus Japan. (your, familiar, plural)
19. _____ Tisch ist kaputt. (their)

Ex. K: Lesen. Read the article and answer the questions about it in complete sentences.

Laura kommt aus Italien, aber sie wohnt heute in Deutschland mit

spricht—speaks

ihrem Mann. Lauras Mann ist Amerikaner und spricht nur Englisch und ein bisschen Deutsch. Er arbeitet bei BMW in Stuttgart. Laura spricht Deutsch, Englisch und Italienisch. Sie ist Lehrerin. Laura und ihr Mann arbeiten den ganzen Tag.

Manchmal gibt es Probleme in Lauras Familie. Laura kocht nicht gern. Ihr Mann kocht auch nicht gern. Manchmal essen sie zu Hause. Manchmal gehen sie ins Restaurant und das ist das Problem. Laura und ihr Mann haben Kinder—vier Jugendliche und ein Baby. Sie haben so viele Kinder...und Restaurants sind teuer. Alles im Restaurant kostet zu viel.

1. Woher kommt Laura?
2. Woher kommt Lauras Mann?
3. Ist Lauras Mann Italiener?
4. Wo arbeitet Lauras Mann?
5. Wie lange arbeiten Laura und ihr Mann?
6. Was macht Laura nicht gern?
7. Wie viele Kinder hat Laura?

8. Warum sind Restaurants ein Problem für Laura?

14. Section 1-14

1-14: Oral Proficiency Interview Practice:

Ex. 1: (Time goal—1:00-1:30)

You are left alone with your best friend's grandmother. Start a conversation to pass the time. Ask several questions to get to know her better.

Ex. 2: (Time goal—1:00-1:30)

You will be studying abroad next semester and call your future host family to introduce yourself. Tell them all about you and your hobbies.

Ex. 3: (Time goal—1:00-1:30)

You are talking with a friend about your schedule next semester. Ask your friend several questions about his/her opinion on several classes. Then give your own opinion about these classes.

Ex. 4: (Time goal—1:00-1:30)

You are babysitting for one of your coworkers' relatives. Ask the parent of the child several questions about her child.

Tips:

- Look back through the chapter to see what you might already know how to say.
- Write/say as much as you can about each topic as it relates to the above scenarios.
- Stick to what you've learned so far; don't worry yet about the grammar topics you haven't learned yet. That will come soon enough!
- Use lots of details. Saying more is always better!

15. Chapter 1 - Glossary

Kapitel 1 Wortschatz

Nouns:

die Tafel, -n	board	der Tisch, -e	table
die Uhr, -en	clock	der Stuhl, "e	chair
die Maus, -"e	mouse	der Bleistift, -e	pencil
die Landkarte, -n	map	der Stift, -e	
die Professorin, -nen	professor (f.)	der Kugelschreiber, -	pen
die Lehrer, -in	teacher (f.)	der Kuli, -s	
die Schülerin, -nen	student (not college)	der Rucksack, -"e	backpack
die Studentin, -nen	college student	der Computer, -	computer
die Wand, -"e	wall	der/das Laptop, -s	laptop
die Mutter, -"n	mother	der Radiergummi, -s	eraser
die Schwester, -n	sister	der Gummi, -s	
die Tante, -n	aunt	der Professor, -en	professor (m.)
die Großmutter, -"n	grandmother	der Student, -en	college student (m.)
die Tochter, -"n	daughter	der Lehrer, -	teacher (m.)
die Stadt, -"e	city	der Schüler, -	student (not
die Katze, -n	cat	collega)	
der Wischer, -	whiteboard eraser	der Filzstift, -e	marker
das Handy, -s	cell phone	der Vater, -"n	father
das Papier, -e	paper	der Bruder, -"n	brother
das Heft, -e	notebook	der Sohn, -"n	son
das Buch, -"er	book	der Großvater, -"n	grandfather
das Fenster, -	window	der Onkel, -	uncle
das Poster	poster	der Hund, -e	dog
die Tür, -en	door	das Kind, -er	child
		die Tasche, -n	bag, duffle bag

Verbs

heißen--to be called	kommen--to come	fotografieren--to take pictures
kochen--to cook	spazieren--to go for a walk	finden--to find
wander--to hike	sagen--to say	fliegen--to fly
arbeiten--to work	zeichnen--to draw, sketch	
fragen--to ask	hören--to hear, listen to	
tanzen--to dance	reisen--to travel	
schreiben--to write	joggen--to jog	
malen--to paint/color	wohnen--to live	
gehen--to go	lernen--to learn, study for a test	
spielen--to play	studieren--to go to college	
machen--to make, to do	singen--to sing	
bleiben--to stay, remain	schwimmen--to swim	

|

Adjectives

alt	old	fleißig	hardworking
laut	loud	freundlich	friendly
faul	lazy	arm	poor
groß	tall	einfach	easy, simple
gesund	healthy	schwierig	difficult, hard
jung	young	wichtig	important
klein	small	schlecht	bad
komisch	strange, odd	gut	good
krank	sick	wolkig	cloudy
langweilig	boring	sonnig	sonny
müde	tired	neblig	foggy
pünktlich	punctual	regnerisch	rainy
reich	rich	windig	windy
kalt	cold	warm	warm
heiß	hot	kühl	cool

Question Words

wie	how
wo	where
wer	who
wann	when
was	what
woher	from where
wohin	to where
warum	why

Other Expressions

ja—yes
nein—no
und—and
oder—or
aber—but
sehr—very

16. Section 2-1

Kapitel 2

In Chapter 1, you learned numbers up through the thousands. In this chapter, you will use them to tell time.

Ex. A: Video. Nicos Weg. Click the link to watch episode 9, “Zahlen von 1 bis 100” to review numbers. Do the exercises after the video.

<https://learngerman.dw.com/en/zahlen-von-1-bis-100/l-37265621>.

Ex. B: Video. Nicos Weg. Click the link to watch episode 10, „Wichtige Nummern.“ You will review how to say your age from Chapter 1. You will also learn how to ask for someone’s telephone number.

<https://learngerman.dw.com/en/wichtige-nummern/l-37269501>.

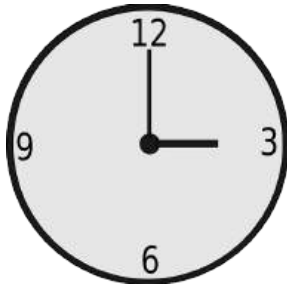
2.1: Telling Time (unofficial/conversational)

Telling time in German uses basic numbers that you already know. It will be used to answer the following questions.


- Wie viel Uhr ist es? (What time is it?/“How much clock is it?”)
- Wie spät ist es? (How late is it?)
- Wie viel Uhr haben wir? (What time do we have?)

Start with the expression “Es ist,” then list the number.

Time on the exact hour:



Es ist drei Uhr. (It is three o'clock.)
Shorter form: Es ist drei. (It is three.)



Es ist ein Uhr. (It is one o'clock.)

Shorter form: Es ist eins. (It is

one.)



schon gut—
never mind

Ex. C: Wie viel Uhr ist es? Write a complete sentence to tell what time it is.

Beispiel: 9:00

→Es ist neun Uhr. OR Es ist neun.

1. 11:00
2. 4:00

3. 2:00
4. 12:00
5. 8:00
6. 6:00
7. 1:00
8. 7:00

Time on the half-hour:

To tell the time on the half-hour, German rounds up to the next hour.



Es ist
halb acht.
Longer
form: Es ist

halb—half

halb acht Uhr.



Es ist halb zwei.
Longer form: Es ist halb zwei Uhr.



Ex. D: Wie viel Uhr ist es? Write a complete sentence to tell the time.

Beispiel: 4:30

→Es ist halb fünf.

1. 7:30
2. 9:30
3. 2:30
4. 4:30

5. 11:30
6. 10:30
7. 6:30
8. 5:30

Time after the hour:

To say that it is just past the hour, use the word *nach*, “after,” to say how much after the hour it is.

2:05 Es ist fünf nach zwei.
(It is five after two.)

8:20 Es ist zwanzig nach acht.
(It is twenty after eight.)

1:13 Es ist dreizehn nach eins.
(It is thirteen after one.)

Ex. E: Wie viel Uhr ist es? Schreiben Sie in ganzen Sätzen! (Write in complete sentences.)

Beispiel: 7:18 (Think „It is eighteen after seven.)

→Es ist achtzehn nach sieben.

1. 1:09
2. 7:03
3. 4:10
4. 2:07
5. 7:02
6. 8:18
7. 11:20
8. 9:14

Time before the hour:

To say that it is just before the next hour, use the word *vor*, „before,” to say how much before the next hour it is.

7:55	Es ist fünf vor acht. (It is five before eight.)
11:40	Es ist zwanzig vor zwölf. (It is twenty before twelve.)
3:59	Es ist eins vor vier. (It is one before four.)

Learning tip:

vor—before

Note that “vor” sounds a lot like the last syllable of English “before.” To help you learn other new vocabulary words more easily, you might want to underline the parts that remind you of English words that you already know.

Ex. F: Wie spät ist es? Schreiben Sie in ganzen Sätzen!

Beispiel: 1:50 (Think „It is ten before two.)

→ Es ist zehn vor zwei.

1. 7:42
2. 6:41
3. 9:58
4. 11:46
5. 8:55
6. 10:47
7. 2:57
8. 8:59

Telling time on the quarter hour:

Just like English, German has a word that means “fifteen minutes” before or after the hour. **Viertel**—quarter (hour). Note that *Viertel* is capitalized because it is a noun; all German nouns are capitalized.

A: Wie viel Uhr ist es? (What time is it?)

B: Es ist Viertel nach neun. (It is a quarter after nine.)

A: Wie spät ist es? (How late is it?)

B: Es ist Viertel vor zwölf. (It is a quarter before/to twelve.)



Ex. G: Wie viel Uhr ist es? Schreiben Sie in ganzen Sätzen!

Beispiel: 7:45

→Es ist Viertel vor acht.

1. 3:15
2. 9:45
3. 1:45
4. 11:15
5. 3:45
6. 2:15
7. 6:45
8. 4:15

Video. Click to see me reteaching how to tell time in German.



One or more interactive elements has been excluded from this version of the text. You can view them online here: <https://una.pressbooks.pub/gr101/?p=532#oembed-1>

To say that something happens AT a certain time, use the preposition *um*.

A: Wann hast du Deutsch?

B: Ich habe Deutsch um elf Uhr.

Ex. H: Partnerarbeit. Julias Stundenplan. Take turns with your partner to ask each other when Julia has the following classes. Don't forget to use the preposition *um* to say at what time she has these classes.

Beispiel:

A: Wann hat Julia Englisch?

B: Sie hat Englisch um halb neun.

English	8:30	Philosophie	12:20
Deutsch	9:45	Sport	1:30
Musik	10:10	Mathe	1:55
eine Pause	11:00	Chemie	2:40

Ex. I: Hören Sie gut zu! Go to Germanzone.org's website and complete the listening exercise.

- <https://www.germanzone.org/time-telling-time-2-colloquial/>.

EXTRA PRACTICE: Click to go to Germanzone.org's website to practice telling time.

- <https://www.germanzone.org/telling-time-1-colloquial-time/>.

Click the link to go to a matching game that will review all of the time expressions you have learned.

- <https://www.purposegames.com/de/game/telling-time-in-german-quiz>.

17. Section 2-2

2.2. Food, Drink, and Family Members

In Chapter 1, you learned most vocabulary relating to the family. Below are more family member vocabulary words.

der Cousin—cousin (male)	der Enkel—grandson
die Cousine—cousin (female)	die Enkelin—granddaughter
die Nichte—niece	das Enkelkind—grandchild
der Neffe—nephew	Eltern—parents (always plural)
der Schwager—brother-in-law	Geschwister—siblings (pl.)
die Schwägerin—sister-in-law	

Here are a few new adjectives to describe these and other family members.

ledig—single
verheiratet—married
verlobt—engaged
geschieden—divorced
kinderlos—childless

In Chapter 1, you also learned that *der Mann* is “the man” and *die Frau* is “the woman.”

Both of these words also have a second definition.

der Mann—the husband (or *der Ehemann*)

die Frau—the wife (or *die Ehefrau*)

You may be wondering how to know the difference between them. If you use a possessive adjective with these words, they usually mean “husband” and “wife.” Compare.

Mein Mann spielt Golf. (My husband plays golf.)

Der Mann spielt Golf. (The man plays golf.)


Seine Frau spielt Klavier. (His wife plays piano.)

Die Frau spielt Klavier. (The woman plays piano.)

Ex. A: Der Familienstammbaum 1, 2 & 3. Click on Germanzone.org’s online exercises to review the family members from Chapter 1 and practice the new family member vocabulary from this chapter.

- <https://www.germanzone.org/die-familie-1-der-familienstammbaum/>.
- <https://www.germanzone.org/die-familie-2-der-familienstammbaum/>.
- <https://www.germanzone.org/die-familie-3/>.

Watch YourGermanTeacher’s video to see a review of family member vocabulary:



One or more interactive elements has been excluded from this version of the text. You can view them online here: <https://una.pressbooks.pub/gr101/?p=534#oembed-1>

In Chapter 1, you also learned about possessive adjectives.

Singular	Plural
mein/meine—my	unser/unsere—our
dein/deine—your (informal)	euer/eure—y’all (you guys)
sein/seine—his sein/seine—its ihr/ihre—her	ihr/ihre—their Ihr/Ihre—your (polite)

Ex. B: Possessive Adjectives and the Family. Click on Germanzone.org’s family tree exercise to practice new vocabulary words and to review possessive adjectives.

- <https://www.germanzone.org/possessive-adjectives-2-die-familie/>.

Ex. C: Was macht Ihre Familie gern? Using possessive adjectives

and family members, tell what everyone in your family likes to do. Write at least 6-8 sentences.

Beispiel: **Meine** Mutter kocht gern. **Mein** Vater kocht nicht gern.

Video. Watch Coffeebreak German's video to hear Germans talking about their families. The first half is without subtitles, and the second half repeats with subtitles.



One or more interactive elements has been excluded from this version of the text. You can view them online here: <https://una.pressbooks.pub/gr101/?p=534#oembed-2>

We can take it one step further and talk about everyone's favorite drinks.

Beispiel: Ich trinke gern Cola. Meine Schwester trinkt gern Sprite.

Cola	Orangensaft	Mineralwasser
Fanta	Apfelsaft	Tee
Sprite	Tomatensaft	Kaffee
Wasser	Traubensaft	Bier
Milch	Wein	Mezzo Mix

Ex. D: Was trinken Sie gern? Was trinken Sie nicht gern?

Ich trinke gern _____. Ich trinke nicht gern _____.

(I like to drink _____. I do not like to drink _____.)


Ex. E: Was trinkt ihre Familie gern? Nicht gern?

Mein Cousin trinkt gern _____. Er trinkt nicht gern _____.

Meine Nichte trinkt gern _____. Sie trinkt nicht gern

_____.

...USW



This comic was created at www.MakeBeliefsComix.com. Go there and make one now!


Ex. F: Was essen Sie gern? Was essen Sie nicht gern?

Brot	Sellerie	Kekse	Obst
Fleisch	Fisch	Eis	Kohl
Wurst	Reis	Chips	Gurken
Käse	Nudeln	Pizza	Salat
Joghurt	Hähnchen	Spaghetti	Hamburger
Suppe	Kartoffeln	Bohnen	Schnitzel
Tomaten	Eier	Erbsen	Pommes frites
Trauben	Steak	Möhren	(Fritten)
Zwiebeln	Sushi	Karotten	Schokolade
Brokkoli	Kuchen	Gemüse	Orangen
Äpfel	Bananen	Mais	Koteletts
Speck	Schinken	Spargel	Erdbeeren

Ich esse gern _____. Ich esse nicht gern _____.
 (I like to eat _____. I do not like to eat _____.)

Ex. G: Beschreiben Sie Ihr Essen! Using the adjectives, express your opinion on the following foods in a complete sentence.

süß—sweet	lecker—tasty	gesund—healthy
sauer—sour	vegetarisch—vegetarian	vegan—vegan
salzig—salty	ungesund—unhealthy	



Beispiel:


→Ich finde Brot sehr lecker.



1.




2.



3.

4.





publicdomainvectors.org



5.



6.




Ex. H: Ordnen Sie das Essen den Kategorien zu! Using the vocabulary list of foods, put each item under the appropriate category.

gesund	nicht gesund	vegetarisch	vegan

süß	lecker	Obst	Gemüse

Milchprodukte	Fastfood	Fleisch

Video. Watch Easy German’s video to hear more about fruit vocabulary words.



One or more interactive elements has been excluded from this version of the text. You can view them online here: <https://una.pressbooks.pub/gr101/?p=534#oembed-3>

Favorites

To express that something is your favorite, attach the prefix *Liebings-* to any noun.

- Lieblingsbuch→favorite book
- Lieblingsessen→favorite food
- Lieblingsgetränk→favorite drink
- Lieblingsperson→favorite person
- Lieblingskurs→favorite class/subject

Ex. I: Was ist dein Lieblingsessen? With a partner, ask each other the following questions. Answer in complete sentences. Don't forget to put the correct ending on "mein/e" that corresponds with the gender of the word.

Beispiel: Lieblingsbuch

A: Was ist dein Lieblingsbuch?

B: Mein Lieblingsbuch ist *Herr der Ringe*.

1. Lieblingsessen
2. Lieblingsgetränk
3. Lieblingsperson (Hint: Use „wer“ instead of “was”!)
4. Lieblingskurs
5. Lieblingsfilm
6. Lieblingssport
7. Lieblingsspiel
8. Lieblingsland

Video. Watch Easy German's video to hear Germans answering the question, "Was ist dein Lieblingsobst?"



One or more interactive elements has been excluded from this version of the text. You can view them online here: <https://una.pressbooks.pub/gr101/?p=534#oembed-4>

Video. Favorite Food. Watch Easy German's video to hear Germans answering the question "Was ist Ihr Lieblingsessen?"



One or more interactive elements has been excluded

from this version of the text. You can view them online here:

<https://una.pressbooks.pub/gr101/?p=534#oembed-5>

Deutsche Musik: Listen to Namika's hit song, „Lieblingsmensch,“ (2015) to practice *Lieblings-*.



One or more interactive elements has been excluded from this version of the text. You can view them online here: <https://una.pressbooks.pub/gr101/?p=534#oembed-6>

Ex. J: Essen Sie gern asiatisch? Ask your classmates how well they like the following types of food.

Beispiel: vietnamesisch

A: Essen Sie gern vietnamesisch?

B: Ja, ich esse gern vietnamesisch?

ODER

B: Nein, ich esse nicht gern vietnamesisch?

1. italienisch
2. deutsch
3. türkisch
4. griechisch
5. mexikanisch
6. indisch
7. japanisch
8. chinesisches
9. amerikanisch

Ex. K: Typisch deutsch! Watch Easy German's video about traditional German food and give a short description of the foods below. Use the adjectives that you have learned so far, such as those on page 12, or larger classifying categories, such as *Fleisch*, *Gemüse*, oder *Obst*.



One or more interactive elements has been excluded from this version of the text. You can view them online

here: <https://una.pressbooks.pub/gr101/?p=534#oembed-7>

Beispiel: Spätzle (plural)

→Spätzle sind Nudeln. Sie sind vegetarisch.

1. Kartoffelpuffer (pl.)
2. Spargel (sing.)
3. Bratkartoffeln (pl.)
4. Leberkäse (sing.)
5. Maultaschen (pl.)
6. Pfannkuchen (sing.)
7. Bockwurst (sing.)
8. Kartoffelsalat (sing.)
9. Rouladen (pl.)
10. Grünkohl (sing.)
11. Erbsensuppe (sing.)
12. Currywurst (sing.)

Ex. L: Was brauchen wir? What do we need to make the dishes below? Write complete sentences.

Beispiel: Wir machen

brauchen—to need einen—a/an

Spaghetti. Was brauchen wir?

→Wir brauchen Nudeln, Tomaten und Fleisch.

1. Wir machen eine Pizza. Was brauchen wir?
2. Wir machen Gemüsesuppe. Was brauchen wir?
3. Wir machen einen Salat. Was brauchen wir?
4. Wir machen einen Obstsalat. Was brauchen wir?
5. Wir machen einen Hamburger. Was brauchen wir?
6. Wir machen Gulasch. Was brauchen wir?

Ex. M: Was essen Sie? What do you eat and drink for the following meals? Answer in complete sentences.

1. Was essen Sie zum Frühstück?

zum Frühstück—for breakfast
zum Mittagessen—for lunch
zum Abendessen—for supper
bei—at
am Wochenende—on the weekend

2. Was trinken Sie zum Frühstück
3. Was essen Sie zum Mittagessen?
4. Was trinken Sie zum Mittagessen?
5. Was essen Sie zum Abendessen?
6. Was trinken Sie zum Abendessen?
7. Was essen Sie bei McDonald's?
8. Was trinken Sie bei McDonald's?
9. Was essen Sie und trinken Sie am Wochenende?

Watch Easy German's video to see more about *Frühstück* in slow German.





One or more interactive elements has been excluded from this version of the text. You can view them online here: <https://una.pressbooks.pub/gr101/?p=534#oembed-8>

Video: Watch Easy German's video, "Lunch Break," in extra slow German.



One or more interactive elements has been excluded from this version of the text. You can view them online here: <https://una.pressbooks.pub/gr101/?p=534#oembed-9>

EXTRA PRACTICE: Want more food words and more practice with them? The following exercises will help you with both.

- <https://www.germanzone.org/essen-und-trinken-2-kategorien/>.
- <https://www.germanzone.org/essen-und-trinken-1/>.

Video: Watch Easy German's video to see what Germans typically eat for breakfast.



One or more interactive elements has been excluded from this version of the text. You can view them online here: <https://una.pressbooks.pub/gr101/?p=534#oembed-10>

EXTRA PRACTICE: family, possessive adjectives, haben/sein, and other verb conjugations, the alphabet, classroom items, and negation.

VHS Lernportal—A1 German Course.

- <https://a1.vhs-lernportal.de/wws/9.php#/wws/home.php>.

You will need to set up an account (free!), and click on the A1 course. Click on the tab to change the site interface to English if you wish...or try it in German. You should now be able to continue to the following lessons, which review the material covered in this chapter.

18. Section 2-3

2.3—The Accusative Case

So far in this chapter, you have been making sentences that have both subjects and direct objects.

Subject: the person or thing DOING the action

Direct object: the thing that gets the action DONE by the verb

Beispiel: Sein Vater trinkt gern Apfelsaft.

(subject) (verb) (direct object)

- Subject→sein Vater (the person doing the drinking)
- Verb→trinkt (what is being done)
- Direct object→Apfelsaft (the thing being drunk)

In Chapter 1, you learned that the subject of a sentence is in the **nominative case**.

Now we will add to that; the direct object is in the **accusative case**.

Nominative case: subject

Accusative case: direct object

Normally, the direct object comes after the verb in German sentences, but not always! Remember, as you learned in Chapter 1,

we can switch around different elements in a German sentence, as long as the verb remains in 2nd position. The direct object of each sentence below is in bold print.

Ich habe zwei **Schwestern**. I have two **sisters**.
Meine Tante hat **einen Freund**. My aunt has a **boyfriend**.
Unser Cousin trinkt **kein Bier**. Our cousin drinks **no beer**.
Wir spielen gern **Fußball**. We like to play **soccer**.

So far, you have been making several sentences that have direct objects, using words for food, drinks, and hobbies. Direct objects are in the **accusative case**. When we use definite articles (der/die/das) and indefinite articles (ein/eine), as well as possessive adjectives and negation (kein/keine) as direct objects, there are some slight changes.

You might have noticed in the previous example that there is an extra “en” at the end of the word “einen.”

Meine Tante hat **einen** Freund.

Masculine words will add an extra *-en* to the definite article, indefinite article, possessive adjectives, and “kein.” (ONLY masculine! Everything else stays the same.) In the examples below, the extra *-en* has been bold-faced. The direct object has been underlined. The masculine examples have been prefaced with a *.

*Wir kaufen **einen** Kuli. (Masculine „Kuli“ adds -en.)
Du kaufst ein Heft. (Neuter „Heft“ stays the same.)
*Ich habe **keinen** Cousin. (Masculine “Cousin” adds -en.)
Er hat keine Tochter. (Feminine „Tochter“ stays the same.)
*Karin braucht **meinen** Gummi. (Masculine „Gummi“ adds -en.)
Ihr kocht meine Suppe. (Feminine „Suppe“ stays the same.)
*Du kennst **seinen** Enkel. (Masculine “Enkel” adds -en.)
Wir sehen die Kinder. (Plural “Kinder” stays the same.)

Der Student liest euer Buch. (Neuter „Buch“ stays the same.)

The definite article “der” becomes “den” in the accusative.

Frau Koltz kauft **den** Computer. *Frau Koltz is buying the computer.*

Du und ich lesen **den** Roman. *You and I are reading the novel.*
Sehen Sie **den** Mann? *Do you see the man?*

An easy way to practice using the accusative case is to use the verb *haben* to talk about which family members you have and don't have.

Ich habe eine Schwester. (Feminine stays the same.)
I have a sister.

Ich habe **einen** Vater. (Masculine adds -en.)
I have a father.

If you don't have certain family members, use the correct form of *kein* to say that you don't.

Ich habe **keinen** Bruder. (Masculine adds -en.)
I have no brother.

Ich habe kein Kind. (Neuter stays the same.)
I have no child.



After learning the accusative case, students often want to give every single masculine word in the sentence an extra -en.

INCORRECT: ~~Meinen~~ Vater kauft **den** Computer.

CORRECT: Mein Vater kauft

den Computer.

ONLY use the accusative case for a direct object, aka. the thing being done.

Video: Click the links to see me reteaching the accusative case.



One or more interactive elements has been excluded from this version of the text. You can view them online

here: <https://una.pressbooks.pub/gr101/?p=536#oembed-1>



One or more interactive elements has been excluded from this version of the text. You can view them online

here: <https://una.pressbooks.pub/gr101/?p=536#oembed-2>

Video: Click to watch YourGermanProfessor's video reteaching the accusative case with lots of examples.



One or more interactive elements has been excluded from this version of the text. You can view them online

here: <https://una.pressbooks.pub/gr101/?p=536#oembed-3>

Video: Click to watch The German Professor's video on the accusative case.



One or more interactive elements has been excluded from this version of the text. You can view them online here: <https://una.pressbooks.pub/gr101/?p=536#oembed-4>

Video: Watch Easy German's videos to see lots of examples of sentences that use the accusative case.



One or more interactive elements has been excluded from this version of the text. You can view them online here: <https://una.pressbooks.pub/gr101/?p=536#oembed-5>



One or more interactive elements has been excluded from this version of the text. You can view them online here: <https://una.pressbooks.pub/gr101/?p=536#oembed-6>



This comic was created at www.MakeBeliefsComix.com. Go there and make one now!

Ex. A: Beschreiben Sie Ihre Familie! Which family members do you have or not have? Go through the list in both Chapters 1 and 2, using the accusative case AFTER the verb *haben*, as in the examples on the previous page.

Ex. B: Was haben Sie dabei? What do you have with you today? Describe your items, using the verb *haben* and the accusative case.

Beispiel: Ich habe ein Buch, **einen** Kuli und ein Heft dabei. Ich habe **keinen** Laptop dabei.

dabei—with you/with me, etc.

Predicate Nominatives:

It's easy to get in the habit of assuming that the last noun in the sentence is the direct object. Here are some instances where the last word is still in the nominative case. We call these **predicate nominatives**.

The verb *sein* (to be) is always followed by the nominative case. Any form of *sein* (ist, bist, sind, bin, seid) acts like an equal sign that makes one side of the sentence exactly equal to the other.

Das ist ein Kuli.

das = Kuli

Therefore “ein Kuli” is nominative. We don't put an extra -en at the end because it is **not** accusative.

Du bist mein Bruder.

du = mein Bruder

Therefore “mein Bruder” is nominative. We don't add an extra -en at the end because it is **not** accusative.

Always check to see if your sentence has a form of

sein; if it does, then your sentence doesn't have a direct object, aka accusative case. It has a predicate nominative instead.



Video: Watch Easy German's video to see lots of examples with both nominative and accusative. The first example will always be a predicate nominative, which you read about on the previous page, and the second will be in the accusative.



One or more interactive elements has been excluded from this version of the text. You can view them online here: <https://una.pressbooks.pub/gr101/?p=536#oembed-7>

Ex. C: Nominativ oder Akkusativ? In the sentences below, choose whether the underlined word is in the nominative case (N) or in the accusative case (A).

Beispiel: Die Katze (N/A) hat eine Maus (N/A).

Die Katze (N/A) hat eine Maus (N/A).

1. Der Student (N/A) trinkt keinen Kaffee (N/A).
2. Das (N/A) ist ein T-shirt (N/A).
3. Wir (N/A) finden den Roman (N/A) langweilig.

4. Mein Bruder (N/A) kommt aus China.
5. Was (N/A) essen Sie (N/A) gern?
6. Wir (N/A) machen Spaghetti (N/A) und Pizza (N/A).
7. Der Supermarkt (N/A) verkauft kein Obst (N/A).
8. Ich (N/A) brauche meine Tasche (N/A).
9. Die Frau (N/A) ist Professorin (N/A).

Ex. D: Der Akkusativ! Each of the sentences below has a direct object. Fill in with the correct form of the accusative case. If you can't remember the gender of the word, look it up. **Hint: Masculine gets an extra -en.**

1. Er hat _____ Onkel in England. (a)
2. Hast du _____ Schwester? (a)
3. Ich brauche _____ Buch. (his)
4. Wir kennen _____ Bruder. (your, singular, informal)
5. Kaufst du _____ Computer? (the)
6. Frau Schmidt, haben Sie _____ Bleistift dabei? (a)
7. Ihre Eltern haben _____ Sohn und _____ Tochter. (a)
8. Wir kennen _____ Freund. (her)
9. Wir besuchen _____ Großvater. (yall's; you plural informal)
10. Ich liebe _____ Haus! (his)

Now we will take it one step further. In the next exercise, you will have to determine whether the blank is in the nominative or the accusative before filling in the blank.

Step 1: Determine whether the word is in the nominative or accusative (aka subject or direct object.)

Step 2: If it is accusative, masculine adds an extra *-en*; *der* becomes *den*.

Ex. E: Der Akkusativ nochmal! Fill in the blank with the correct

form of each word in parenthesis. Watch out; both nominative and accusative are present!

1. Du brauchst _____ Hund. (a)
2. _____ Enkel ist sehr groß. (your, polite)
3. Hast du _____ Kind? (a)
4. Das ist _____ Onkel! (our)
5. Wir besuchen _____ Stiefschwester. (his)
6. Der Student braucht _____ Landkarte. (a)
7. _____ Mann arbeitet bei McDonald's. (her)
8. Wir suchen _____ Tisch. (the)
9. _____ Tisch ist zu teuer! (the)

Ex. F: Was kaufen Sie am Semesteranfang? What do you buy at the beginning of the semester? Practice using the accusative case to tell a partner what you buy each semester. Remember the things **being bought** are direct objects. Masculine items should get an extra *-en*.

am Semesteranfang—at the beginning of the semester
kaufen—to buy
viele—many (+noun in plural)

A: Was kaufst du am Semesteranfang?

B: Ich kaufe einen Rucksack, viele Bücher und ein Heft.

Ex. G: Was haben Sie heute vergessen? What have you forgotten today? Remember to put the items **being forgotten** into the accusative case because they are direct objects.

A: Was hast du heute vergessen?

vergessen—forgotten

B: Ich habe _____,
_____ und _____ vergessen.



der Reisepass—passport

Ex. H: Video. Nicos Weg. Folge 11: “Adressen.” Click the link to watch episode 11. Then do the online activities with it. You will here a new verb, *suchen*, which means “to look for, search for.” You will also review question words. If you need a review, look back in chapter 1.

die Hausnummer—house number
 die Straße—street
 die Polizei—police
 To say you live on a street, use the preposition “in.” → Ich wohne **in** der Schillerstraße.

NOTE: Germans don’t ask WHAT a telephone number is but instead HOW a telephone number is→ **Wie** ist Ihre Telefonnummer?

<https://learngerman.dw.com/en/adressen/1-37269671>.

Ex. I: Was sucht er? Use the cues to answer in complete sentences. Don’t forget to put direct objects in the accusative case...and that **masculine gets an extra -en**.

Beispiel: mein/Mutter//ein/Bleistift
 →Meine Mutter sucht einen Bleistift.

1. dein/Cousin//sein/Buch
2. unser/Nichte//ihr/Auto
3. d-/Kind//sein/Hund
4. ich//mein/Tasche
5. wir//unser/Kinder
6. d-/Großmutter//unser/Großvater
7. du//dein/Handy
8. ihr//euer/Rucksack
9. ein/Studentin//ihr/Laptop

Ex. J: Video. Nicos Weg. Folge 12: Auf dem Amt. Click to watch episode 12 and do the activities following it. You will review *du* vs. *Sie* again, as well as formal and informal greetings and numbers in the hundreds.

die Gasse—a smaller street than “die Straße”
die (Reise)Passnummer—passport number
helfen—to help
die Party—party

<https://learngerman.dw.com/en/auf-dem-amt/1-37269629>.

Ex. K: Video. Nicos Weg. Folge 13: Was machst du hier? Click to watch episode 13 and do the activities following it.

Willkommen—welcome
funktionieren—to function, work properly

<https://learngerman.dw.com/en/was-machst-du-hier/1-37278679>.

EXTRA PRACTICE with ANSWER KEY: Fill in the blanks with the correct form of the nominative or accusative case.

1. Ich suche _____ Cousin. (your—sing./fam.)
2. _____ Enkel und _____ Enkelin sprechen Französisch. (her)
3. _____ Eltern wohnen nicht weit von hier. (my)
4. Die Katze frisst _____ Fleisch. (y'all's/you plural-fam.)
5. Ich sehe _____ Zeitung. (your—polite)
6. Was liest _____ Vater. (his)
7. Er liest gern _____ Bücher. (our)
8. Gertrud kennt _____ Onkel. (my)
9. _____ Kinder haben keine Zeit. (their)
10. Der Student kauft _____ Computer und _____ Pizza. (a)
11. _____ Hund liebt die Katze, aber die Katze liebt

_____ Hund nicht. (the)

Answers:

1. *deinen*; Cousin is the direct object and masculine. Therefore “dein” becomes “deinen.”
2. *ihr/ihre*; Both words are the subject. Enkelin is feminine, so therefore *ihr + e = ihre*.
3. *meine*; The word is plural and the subject. *Mein* adds an *e* for plural.
4. *euer*; The word is a direct object and neuter. Nothing changes.
5. *Ihre*; *Zeitung* is the direct object and feminine. *Ihr + e = Ihre*.
6. *sein*; *Vater* is the subject. I know it probably looks like it's the direct object, but rephrase the question so that it's a sentence: *Sein Vater liest was*. “His father reads what.” “What” is your direct object and father is the subject.
7. *unsere*; *Bücher* is a plural word and a direct object. *Unser + e = unsere*.
8. *meinen*; *Onkel* is the direct object and masculine. Therefore *mein* takes an extra *-en* because it changes in the accusative case.
9. *ihre*; *Kinder* is a plural and a subject. “*Ihr*” + *e = ihre*.
10. *einen/eine*; Both words are direct objects. The first is masculine and adds an extra *-en* in the accusative. The second is feminine.
11. *Der/den*; In the first blank, it is the subject and stays “*der*.” In the second, it has become the direct object, and masculine direct objects in the accusative change to “*den*.”

Extra Practice with the accusative case:

Click the links to do extra practice on Germanzone.org's website. It will grade your answers automatically. If you want to do the

exercise again, the site will give you different questions so that you can practice as much as you like.

- Nominative vs. accusative: <https://www.germanzone.org/nominative-accusative-cases-mixed-determiners/>.
- Identifying the direct object: <https://www.germanzone.org/accusative-case-direct-objects/>.
- Accusative case: <https://www.germanzone.org/accusative-case-mixed-determiners-1/>.
- Accusative case: <https://www.germanzone.org/accusative-case-mixed-determiners-2/>.
- Accusative case with new vocabulary; don't be afraid to look up any words you don't know. <https://www.germanzone.org/accusative-case-possessive-adjectives/>.
- Accusative case with indefinite articles: <https://www.germanzone.org/accusative-case-indefinite-articles-1/>.
- Accusative case with indefinite articles 2: <https://www.germanzone.org/accusative-case-indefinite-articles-2/>.
- More advanced accusative exercises: <https://www.germanzone.org/accusative-case-definite-articles/>.
- Subject, predicate nominative, or direct object? <https://www.germanzone.org/subject-predicate-noun-direct-object-1/>.

Es gibt + accusative

To say “There is...” or “There are...” in German, we don't use the verb *sein*, as in English. **Instead**, we use the idiomatic expression, “Es gibt...”



Es gibt eine Familie.

The noun that comes after the phrase “Es gibt” MUST be in the accusative case. That means that anything masculine must add an extra *-en* to the definite article, indefinite article, or possessive adjectives.

Es gibt **einen** Vater und eine Mutter.

Es gibt **einen** Großvater und eine Großmutter.

Es gibt zwei Kinder und ein Baby.



This comic was created at www.MakeBeliefsComix.com. Go there and make one now!

Ex. L: Was gibt es in diesem Zimmer? What is there in this room?

Answer using “Es gibt” followed by the accusative case.

A: Was gibt es in diesem Zimmer?

B: Es gibt einen Tisch, _____, _____ usw.

Ex. M: Was gibt es in Ihrem Rucksack? What is there in your backpack? Answer using “Es gibt” followed by the accusative case.

A: Was gibt es in Ihrem Rucksack?

B: Es gibt _____, _____ und _____.

Ex. N: Was gibt es? Answer using as many complete sentences as possible for each picture.



1.

 publicdomainvectors.org



2.



3.



4.

 publicdomainvectors.org



“Classroom
in Fort
Christmas”
by
Photomatt2
8 is marked
with CC
BY-NC-ND
2.0.

5.

Ex. O: Was gibt es in diesem Zimmer?



Listen to Santiano's hit song, *Es gibt nur Wasser* (2012), to hear the phrase "Es gibt..." used extensively. You will also hear the verb *brauchen*, which appeared earlier in this chapter.



One or more interactive elements has been excluded from this version of the text. You can view them online here: <https://una.pressbooks.pub/gr101/?p=536#oembed-8>

Songtext: <https://www.songtexte.com/songtext/santiano/es-gibt-nur-wasser-5b85230c.html>

When dealing with direct objects and the accusative case, it's good to know when to use a definite article or not. Often, in English, we don't use a definite article.

I like to eat pizza.

There's fruit here.

Notice that you don't see the definite article "the" in these sentences. We aren't talking about a specific pizza or specific fruit, so we leave it out. If you had been talking about a specific item, the sentences would have been

I like to eat the pizza. (specific pizza)

There's the fruit here. (specific fruit)

If you normally wouldn't use "the" in English, you probably won't need der/die/das in German and vice versa.

Ich esse gern Pizza.

Es gibt Obst hier.

If you wanted to say that you're eating a specific pizza or fruit, you would add the definite article.

Ich esse gern die Pizza. I like to eat THE pizza.

Es gibt das Obst hier. There's the fruit here.

Use the English that you already know to help distinguish between using a definite article or leaving it out.

Ex. P: Video. Nicos Weg: Folge 14: Was trinkst du? Watch episode 14 of Nicos Weg and do the online activities following it.

hübsch—good-looking
die Stadt—city
der Fahrradladen—bicycle store
im Angebot—available
posten—to post
die Speisekarte—menu
zeigen—to show
viel—much (quantity)
wenig—little (quantity)
mit—with
ohne—without

<https://learngerman.dw.com/en/was-trinkst-du/l-37279418>.

19. Section 2-4

2.4: Stem-changing verbs

You learned in Chapter 1 how to conjugate *sein*, *haben*, and regular verbs. Although *sein* and *haben* are irregular and must be memorized, regular verbs have the same endings. Here they are below as a review.






ich→-e	wir→-en (same as infinitive)
du→ -st	ihr→ -t
er/sie/es→ -t	sie/Sie→ -en (same as infinitive)

In Chapter 1, you also learned how to describe the weather with adjectives. To review conjugation of regular verbs, here are a few verbs that you can use to describe the weather.

regnen—to rain
schneien—to snow
blitzen—to lightning
stürmen—to storm
scheinen—to shine

die Sonne—sun

Ex. A: Wie ist das Wetter? Using the weather verbs above, write several complete sentences for each day of the weather forecast below, including the day. Remember—the verb must always be in second position. As a review, also use the adjectives you learned in Chapter 2.

Montag	Dienstag	Mittwoch	Donnerstag	Freitag
				
15° C	24° C	19° C	3° C	12° C

Beispiel: Es regnet am Montag. (Am Montag regnet es.) Es ist wolkig. Wir haben 15 Grad. Es ist kühl.

Some verbs in German have a stem change. This means that we will need to change a vowel in the stem as well as putting on the regular endings that you learned in Chapter 1 from the chart on the previous page.

Verb: spielen	
STEM	ENDING
spiel-	-en

For example, the verb *tragen*, to wear, or to carry, is a stem-changing verb that changes its stem from a to ä.

Unser Onkel **trägt** ein T-shirt und eine Jeans.

Du **trägst** einen Pulli in blau.

When conjugating, we put on the regular ending *-t* AND change the vowel in the stem to *ä*.

Rule: Stem-changing verbs **only** change their stems

when conjugated for *du* or *er/sie/es*. **All other subjects stay the same.**

Here is a list of verbs that undergo a vowel change from a to ä.

Stem-changing verbs: a→ä
tragen—to wear
fahren—to drive
laufen—to run, walk fast
schlafen—to sleep
halten—to stop, to halt

The conjugation of *laufen*, for example, would look like this.

ich laufe	wir laufen
*du <u>lä</u> ufst	ihr lauft
*er <u>lä</u> uft	sie laufen
*sie <u>lä</u> uft	Sie laufen
*es <u>lä</u> uft	

Notice that **ONLY** the *du* and *er/sie/es* form change their stems. Everything else stay the same as a regular conjugation.

⇒**PRONUNCIATION of äu:** [äu] makes the same sound as [eu]; it is pronounced similar to the English “oi,” as in “foil” or “boil.”

The other a to ä stem-changing verbs are conjugated similarly.

halten—to halt, to stop	
ich halte	wir halten
*du hältst	ihr haltet
*er/sie/es hält	sie/Sie halten

fahren—to drive	
ich fahre	wir fahren
*du fährst	ihr fahrt
*er/sie/es fährt	sie/Sie fahren

tragen—to wear; to carry	
ich trage	wir tragen
*du trägst	ihr tragt
*er/sie/es trägt	sie/Sie tragen

schlafen—to sleep	
ich schlafe	wir schlafen
*du schläfst	ihr schlaft
*er/sie/es schläft	sie/Sie schlafen



This comic was created at www.MakeBeliefsComix.com. Go there and make one now!

Video. Click to see me reteaching this.



One or more interactive elements has been excluded from this version of the text. You can view them online

here: <https://una.pressbooks.pub/gr101/?p=538#oembed-1>

Fahren vs. gehen. The German language is slightly more specific when it comes to driving vs. walking. The verb *gehen*, which you learned in Chapter 1, means “to walk or to go by foot.” It would sound strange to describe the following picture as “Die Katze geht.”



Die Katze fährt.

Since the car has no feet, it is better to use the verb *fahren*. Use *fahren* with cars, bicycles, and most modes of transportation. Notice the difference in *gehen* and *fahren* in the following exchange between two exchange students and a bus driver

- **Studentin 1:** I don't speak German. Ask the bus driver if this bus is going into town.
- **Studentin 2:** Entschuldigung. Geht dieser Bus in die Stadt?
- **Busfahrer:** Nein, leider nicht.
- **Studentin 2:** (Turns to Studentin 1) No, it's not going into town.
- **Busfahrer:** Junge Dame, junge Dame! (Motions to Studentin 2) Dieser Bus *geht* nicht. Er hat keine Füße. Er *fährt*. Und ja, er fährt in die Stadt.

Video: Watch *Easy German's* video to see lots of examples using the verb *fahren*. At the 2:20 mark, the video gets into past tense, which we will not do until GR 102, but if you're feeling brave, watch the rest!



One or more interactive elements has been excluded from this version of the text. You can view them online here: <https://una.pressbooks.pub/gr101/?p=538#oembed-2>

Video. Watch Easy German's video to see lots of examples using the verb *gehen*.




One or more interactive elements has been excluded from this version of the text. You can view them online here: <https://una.pressbooks.pub/gr101/?p=538#oembed-3>

Ex. A: *Fahren, gehen, oder laufen?* Using the pictures below, decide whether it would be best to use the verb *fahren*, *gehen*, or *laufen* to describe the action. Then write a complete sentence, conjugating the verb for the subject. Remember—*fahren* and *laufen* are stem-changing verbs; *gehen* is not.



Beispiel: →Der Mann läuft.



1.

6.



2.



7.



3.



8.



4.



9.



5.



10.



Ex. B: Wie lange schläfst du? With a partner, ask each other the following questions. Then answer in a complete sentence.

1. Wie lange schläfst du am Montag?
2. Wie lange schläfst du am Wochenende?
3. Wie lange schläfst du im Sommer?
4. Wie lange schläfst du bei der Arbeit?


Stunden—hours
 Minuten—minutes
 Tage—days

Ex. C: Kleiner Absatz. Using your partner's answers to the questions in ex. B, write a brief paragraph comparing you to your partner. Connect your comparing sentences with the conjunction *aber*.

Beispiel: Ethan schläft fünf Stunden am Montag, aber ich schlafe acht Stunden...usw.

aber—but

Clothing: Below is a list of clothing that you can use with the verb *tragen* to describe what you are wearing.



- 1—das Hemd, -en
- 2—das T-shirt, -s
- 3—der Handschuh, -e
- 4—der Hut, -"e
- 5—die Jeans, -

1 2 3 4 5



6—die Hose, -n
 7—der Schuh, -e
 8—die Socke, -n
 9—die Bluse, -n

6

7

8

9



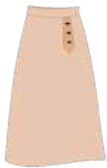
10—der Pullover, -
 (der Pulli, -s)

11—die Brille, -n

12—die Mütze, -n

13—das Kleid, -er

14—der Rock, -"e



10

11

12

13

14



15—der Anzug, -"e
 16—der Badeanzug, -"e
 17—der Badeanzug, -"e
 18—der Bikini, -s
 19—die Jacke, -n

15

16

17

18

19

eine kurze Hose—shorts (singular)
 Sandalen—sandals
 Badelatschen—flipflops

Stiefel—boots
 die Sonnenbrille—sunglasses (singular)
 Stöckelschuhe—high heels



This comic was created at www.MakeBeliefsComix.com. Go there and make one now!

Ex. D: Was trägst du heute? Don't forget to put the articles of clothing that you are wearing in the accusative case. Masculine will get an extra -n. You may need to determine whether the item you are wearing is singular or plural.

Ich trage heute _____, _____ und _____.

Ex. E: Was tragen diese Leute? Answer using a complete sentence.



Beispiel: →Er trägt einen Anzug und Schuhe.



1.



2.



3.



4.



5.



6.



7.



8.

Video. Watch Easy German's video to hear clothing vocabulary pronounced and to see lots of examples.



One or more interactive elements has been excluded from this version of the text. You can view them online here: <https://una.pressbooks.pub/gr101/?p=538#oembed-4>

Video. Watch Easy German's video to hear clothing vocabulary in super slow German.



One or more interactive elements has been excluded

from this version of the text. You can view them online
here: <https://una.pressbooks.pub/gr101/?p=538#oembed-5>

Ex. F: Was tragen Sie im Frühling? Read each situation and answer the questions about it in complete sentences.

1. Es schneit, und wir haben -3° . Was trägst du?
2. Das Wetter ist windig, und es regnet. Was trägst du?
3. Die Sonne scheint, und wir haben 25° . Was trägst du?
4. Es ist Frühling, und das Wetter ist warm. Was trägst du?
5. Du gehst schwimmen. Was trägst du?
6. Du arbeitest. Was trägst du?
7. Es ist Sommer und sehr heiß. Was trägst du?
8. Es ist November in Alabama. Was trägst du?
9. Es ist April, und du gehst zur Universität. Was trägst du?

Ex. G: Konjugieren wir! Fill in the blanks with the correct form of the verb in parenthesis.

1. Wann _____ du nach Hause? (fahren)
2. Ich _____ um 8 nach Hause. (fahren)
3. Unser Großvater _____ sehr schlecht. (schlafen)
4. Ihr _____ jede Nacht von 10 Uhr bis 6 Uhr.
(schlafen)
5. Wir _____ sehr gern im Park. (laufen)
6. Unsere Professorin ist spät! Sie _____ in die
Deutschstunde vier Minuten zu spät. (laufen)
7. Viele Studenten _____ jeden Tag eine Jeans.
(tragen)
8. _____ du im Winter eine Jacke? (tragen)
9. Das Auto _____. (halten)

There is also a set of verbs that have a stem change from “e” to “i”/“ie.”

Stem changing verbs e → i or e → ie	
essen—to eat	e → i
lesen—to read	e → ie
nehmen—to take	e → i
sehen—to see	e → ie
sprechen—to speak	e → i
geben—to give	e → i
werden—to become	e → i

They are conjugated exactly like the stem-changing verbs that changed from “a” to “ä.” The conjugation of *essen* is as follows.

ich esse	wir essen
*du <u>is</u> st	ihr esst
*er <u>is</u> st	sie essen
*sie <u>is</u> st	Sie essen
*es <u>is</u> st	

Notice that when conjugating for *du*, (*iss + st*), we don’t end up with *isst*. Limit it to only two of the letter *s*.

Here are the rest of the *ei* stem-changing verbs with conjugations.

sprechen—to speak	
ich spreche	wir sprechen
*du sprichst	ihr sprecht
*er/sie/es spricht	sie/Sie sprechen

werden—to become, to get (as in “become”)	
ich werde	wir werden
du wirst	ihr werdet
er/sie/es wird	sie/Sie werden

Notice that the *du*-form loses the “d” from the stem.

The *er/sie/es* form ends in *-d*.

geben—to give	
ich gebe	wir geben
* <u>du</u> gibst	ihr gebt
*er/sie/es gibt	sie/Sie geben

You have already used the verb *geben* in the phrase “Es gibt _____.” Although it literally translates to “It gives,” think of it as “There is” or “There are” when expressing the existence of something.

nehmen—to take	
ich nehme	wir nehmen
* <u>du</u> nimmst	ihr nehmt
*er/sie/es nimmt	sie/Sie nehmen

Nehmen is the only stem-changing verb that adds a double “m” as well as a vowel change to the stem. Once again, these changes only happen at *du* and *er/sie/es*.

The verbs *sehen* and *lesen* stem-change from „e“ to „ie.“

sehen—to see	
ich sehe	wir sehen
*du siehst	ihr seht
*er/sie/es sieht	sie/Sie sehen

lesen—to read	
ich lese	wir lesen
*du liest	ihr lest
*er/sie/es liest	sie/Sie lesen

Video. Click to watch me and *Lingoni German* reteaching this.



One or more interactive elements has been excluded from this version of the text. You can view them online here: <https://una.pressbooks.pub/gr101/?p=538#oembed-6>



One or more interactive elements has been excluded from this version of the text. You can view them online here: <https://una.pressbooks.pub/gr101/?p=538#oembed-7>



Ex. H: Was isst er gern? Tell what the following people like to eat based on the prompts.



Beispiel: Tobias

→Tobias isst gern Fritten.

Alternative: (Tobias isst gern Pommes frites.)

1. du




2. unser Vater



3. wir



4. ich



5. ihr



6. der Onkel



publibolamemesters.org

Here are several things that can be read.



1

2

3

4

- 1—die Zeitung, -en
- 2—der Roman, -e/ das Buch, -er
- 3—die Zeitschrift, -en
- 4—das Comicheft, -e
- der Artikel, -

Ex. I: Partnerarbeit. Take turns asking your classmates if they are reading the following items. Answer in complete sentences. Don't forget to put the direct object, **aka the thing being read, in the accusative case.**

A: Liest du __das Buch___?

B: Ja, ich lese das Buch.

If you don't read the thing that you're asked about, negate the sentence by putting *nicht* after the direct object.

B: Nein, ich lese das Buch nicht.

1. die Zeitung
2. der Roman
3. die Zeitschrift
4. das Comicheft
5. der Artikel

Ex. J: Kleiner Absatz. Write a brief paragraph about what your partners from activity I read and don't read.

Beispiel: Kelsey liest die Zeitung nicht, aber sie liest Romane...usw

To say that you prefer to do one thing over another, you can use the word *lieber*.

Ich lese gern *Harry Potter*, aber ich lese **lieber** *Herr der Ringe*.

(I like to read *Harry Potter*, but I **prefer** to read *Lord of the Rings*.)

Ex. K: Was machst du lieber? What do you prefer to do? Answer in complete sentences.

Beispiel: Comichefte/Artikel

A: Liest du lieber Comichefte oder Artikel?

B: Ich lese lieber Comichefte.

1. Artikel/Romane
2. Romane/die Zeitung
3. die Zeitung/Zeitschriften
4. Zeitschriften/Comichefte
5. Bücher/Artikel

Ex. L: Kleiner Absatz. Compare your answers to Ex. K to those of your partner in a brief paragraph. Use the word *aber* to connect comparing sentences.

Beispiel: Mein Partner/meine Partnerin liest **lieber** Artikel, aber ich lese lieber Comichefte...usw.

Ex. M: Was siehst du auf dem Bild? What do you see on the picture? With a partner, ask each other questions. Don't forget to **put the direct object, aka the thing that you see, in the accusative case**. If you DON'T see the thing you are asked about, put the appropriate form of *kein* in front of your answer.



A: Siehst du eine Pflanze? (Do you see a plant?)

B: Ja, ich sehe eine Pflanze. (Yes, I see a plant.)

B: Siehst du einen Hund? (Do you see a dog?)

A: Nein, ich sehe keinen Hund. (No, I see no dog.)



This comic was created at www.MakeBeliefsComix.com. Go there and make one now!

Ex. N: Welche Sprachen sprichst du? Which languages do you speak? Ask your classmates about the following languages. If you don't speak the language, put the correct form of *kein* in front of the language. If you speak the language a little, you can add *ein bisschen* to your answer.

Beispiel: Chinesisch

A: Sprichst du Chinesisch? (Do you speak Chinese?)

B: Ja, ich spreche Chinesisch. (Yes, I speak Chinese.)

ODER

B: Ja, ich spreche ein bisschen Chinesisch. (Yes, I speak a little Chinese.)

ODER

B: Nein, ich spreche kein Chinesisch. (No, I speak no Chinese.)

1. Englisch
2. Spanisch
3. Französisch
4. Japanisch
5. Arabisch
6. Latein
7. Koreanisch
8. Portugiesisch
9. Deutsch

Ex. O: Ich spreche Französisch, aber mein Partner spricht Spanisch. Using what you learned about your classmates in exercise N, write a brief paragraph comparing your own language experience to theirs.

und—and	oder—or	aber—but	denn—because
---------	---------	----------	--------------

Beispiel: Sarah und ich sprechen Englisch. Ich spreche kein Italienisch, aber Sarah spricht sehr gut Italienisch. Philipp spricht...usw.

Man vs. der Mann:

To say that people in general do something, you can use the subject *man*. *Man* is always lowercase unless it comes at the beginning of the sentence. Don't confuse it with the word *der Mann*, which is a specific person. *Man* will always be conjugated like *er/sie/es*.



man—one, you, people, they; talking about a group of people

Beispiel:

A: Was isst man bei McDonald's?

(What do people/you/one/they eat at McDonald's?)

B: Man isst normalerweise Hamburger und Fritten.

(People/they/one/you normally eat hamburgers and fries.)

Notice that *man* has a lot of translations in English. It's also the equivalent of using English "one" instead of "you" in an essay. In German, *man* doesn't sound odd. It's normal to hear it in everyday life. It's often used to express a generalization about a group of people.

Man isst Schnitzel in Deutschland.

- People eat Schnitzel in Germany.
- You eat Schnitzel in Germany.
- They eat Schnitzel in Germany.
- One eats Schnitzel in Germany.

Video. Click to see me reteaching man vs. der Mann.





One or more interactive elements has been excluded from this version of the text. You can view them online here: <https://una.pressbooks.pub/gr101/?p=538#oembed-8>

Ex. P: Was spricht man in...? Using the pronoun *man* and the stem-changing verb *sprechen*, ask a partner about where these languages are spoken. Don't forget to put the verb in second position!

Beispiel: Italien

A: Was spricht man in Italien?

B: In Italien spricht man Italienisch.

1. Mexiko
2. Saudi-Arabien
3. Kanada
4. Russland
5. Belgien
6. Schweden
7. Japan
8. Brasilien

Ex. Q: Was nimmst du? You are in a restaurant in Germany with several friends. Write a complete sentence, using the stem-changing verb *nehmen*, to say what they are ordering, aka “taking.”

Don't forget to put the direct object in the accusative case!

Beispiel: Paul/das Schnitzel

→Paul nimmt das Schnitzel.

1. ich/die Pizza-Margherita
2. wir/der Käsekuchen
3. Janina/Fritten mit Mayo
4. du/Sushi
5. Frau Frommen/eine Portion Spaghettieis


6. Maria/Rindsrouladen
7. ihr/der Salat
8. Niklas und Mirko/Spargelsuppe

Ex. R: Wie wird das Wetter? Use the cues below to say how the weather is changing.



→Das Wetter wird sonnig.

(The weather is getting/becoming sunny.)



Video. Click to see me reteaching how to conjugate “werden”.



One or more interactive elements has been excluded from this version of the text. You can view them online

here: <https://una.pressbooks.pub/gr101/?p=538#oembed-9>

Ex. S: Wann wirst du 50? Using the cues below, tell how old the following people will turn.

Beispiel: Kirsten/31

→Kirsten wird einunddreißig.

1. Brandon/25
2. Ellie/23
3. ihr/20
4. meine Eltern/56 und 59
5. ich/?
6. du/steinalt

Video. Watch Learn German's video to review how to conjugate stem-changing verbs.



One or more interactive elements has been excluded from this version of the text. You can view them online here: <https://una.pressbooks.pub/gr101/?p=538#oembed-10>

Ex. T: Konjugieren wir! Fill in the blank with the correct form of the verb in parenthesis.

1. Was _____ Sie gern? (essen)
2. Ich _____ gern Brokkoli, aber meine Schwester _____ lieber Fleisch. (essen)
3. Unser Vater _____ Englisch aber kein Deutsch. (sprechen)
4. Wir _____ über Philosophie. (sprechen)
5. Viele Kinder _____ Harry Potter gern. (lesen)
6. Deine Tante _____ die Zeitung jeden Tag. (lesen)
7. _____ du das Obst mit? (nehmen)
8. Ihr _____ das Schnitzel mit Pommes. (nehmen)
9. Unsere Studenten _____ oft Filme. (sehen)
10. _____ er seine Kinder draußen im Garten? (sehen)

Ex. U: Artikel. Lesen Sie den Artikel und beantworten Sie die Fragen.
Alles über Stefan

Stefan ist sechsundvierzig Jahre alt. Er kommt aus Stuttgart aber er wohnt und arbeitet in Aachen. Er ist nicht sehr modern aber sehr kompetent. Er liest gern *Harry Potter*, *Herr der Ringe* und andere Fantasy-Bücher. Er isst sehr gern Nudeln, Salat und Schnitzel. Er trinkt gern Tee, Mineralwasser und manchmal eine Cola. Stefan sucht immer seine Brille. Es gibt viel in Stefans Haus. Es gibt einen Tisch, ein Sofa, ein Bett, einen Fernseher aber keine Zeitung. Stefan liest keine Zeitung, aber manchmal liest er die Nachrichten im Internet.

Stefans Familie ist sehr groß. Er hat eine Frau und zwei Kinder. Seine Frau arbeitet als Lehrerin. Seine Kinder heißen Katrin und Erick. Sie sind aktiv, athletisch und super intelligent. Erick studiert in England, und Katrin arbeitet in Boston. Katrin hat ein Haus in Boston. Sie liest sehr gern. Sie liest alles—Fantasy-Bücher, Krimis, Science-Fiction...usw. Sie hat ihren Dokortitel. Erick kocht sehr gern. Er kocht gern Gemüse. Manchmal grillt er Fleisch. Erick hat eine Freundin aber Katrin hat keinen Freund. Sie sagt, sie hat keine Zeit für einen Freund.

Stefan hat auch eine Mutter und einen Vater. Seine Mutter heißt Annika und sein Vater heißt Johann. Stefans Eltern sind sehr alt aber gesund. Stefan hat keine Großmutter und keinen Großvater. Sie sind schon lange tot. Stefan hat auch viele Tanten, Onkel, Cousins und Cousinen, aber er kennt sie alle nicht. Seine Familie ist sehr groß.

1. Wie alt ist Stefan?
2. Was macht Stefan gern?
3. Gibt es eine Zeitung bei Stefan zu Hause?
4. Wie viele Kinder hat Stefan? Wie heißen sie?
5. Warum hat Katrin keinen Freund?
6. Beschreiben Sie Stefans Familie!

Ex. V: Nicos Weg. Episode 15: Eine Pizza bitte! Watch episode 15 of Nicos Weg and answer the questions online. You will see the stem-changing verbs *nehmen* and *essen*.

möchten—would like
Was möchtest du essen?—What would you like to eat?
die Speisekarte—menu
bestellen—to order

<https://learngerman.dw.com/en/eine-pizza-bitte/1-37279261#>.

Extra Practice with stem-changing verbs:

- <https://www.germanzone.org/stem-changing-verbs-4/>.
- <https://www.germanzone.org/stem-changing-verbs-3/>.

20. Section 2-5

2.5: Accusative Prepositions

You learned in a previous section that the accusative case is used for direct objects.

Der Professor kauft einen Computer.

(direct object)

To sum it up, we add an extra *-en* to the ending of *ein*-words, *kein*, and possessive adjectives that are **masculine**. The definite article *der* becomes *den*.

The accusative case will also be used after the following prepositions:

durch—through
für—for
gegen—against
ohne—without
um—around; at (with time)
bis—until

Whenever you see one of these, use the accusative case on the noun or pronoun that comes immediately after it.

Beispiele:

- Unser Neffe geht durch die Stadt. (through the city)
- Die Geschwister kaufen Gemüse für ihre Eltern. (for their parents)
- Die Schwester spielt gegen ihren Bruder. (against her brother)
- Ich esse lieber Pommes frites ohne Mayo. (without mayonnaise)
- Der Mann fährt um die Ecke. (around the corner)

- Tschüss! Bis Montag! (until Monday)

Video. Watch Anja's video to see her reteaching accusative prepositions with more examples.



One or more interactive elements has been excluded from this version of the text. You can view them online

here: <https://una.pressbooks.pub/gr101/?p=540#oembed-1>

Ex. A: Was passiert? Fill in the blank with an accusative preposition to complete the sentence.

1. Das Auto stößt _____ ein Auto.



2. Das Auto fährt _____ die Ecke.



3. Das Auto fährt _____ die Straßenlaterne.



4. Das Kind hat ein Geschenk _____ seinen Vater.





5. „Ich fahre nach New York! _____ Sonntag!“



6. Wir sehen ein Mädchen _____ Geld.



7. Unser Bus fährt _____ fünf nach neun los.



8. Der Mann geht _____ die Tür.

Ex. B: Durch. Beschreiben Sie Ihre Reise! Using a map, tell which cities you will drive through to get to your destination.

Beispiel: Wir sind in Italien und reisen nach Frankreich.

→Wir fahren durch Italien, die Schweiz, und Frankreich.

(We're driving through Italy, Switzerland, and France.)

1. Wir sind in Portugal und reisen nach Belgien.
2. Wir sind in Finnland und reisen nach Litauen.
3. Wir sind in Ungarn und reisen nach Polen.
4. Wir sind in Italien und reisen nach Tschechien.
5. Wir sind in Dänemark und reisen nach Österreich.
6. Wir sind in Spanien und reisen nach Polen.
7. *Wir sind in Deutschland und reisen nach England.

Ex. C: Für wen macht sie das? For whom is Jasmin doing the following things? Don't forget to put the word after *für* in the accusative case.

Beispiel: Für wen kocht
Jasmin? (grandfather)

wen—whom (accusative)
für mich—for me/myself

→Sie kocht für ihren

Großvater.

(She is cooking for her grandfather).

1. Für wen kauft Jasmin einen Pulli? (cousin/m.)
2. Für wen schreibt Jasmin eine E-Mail? (siblings)
3. Für wen macht Jasmin einen Obstsalat? (uncle)
4. Für wen sucht Jasmin ein Geschenk? (niece)
5. Für wen zeichnet Jasmin ein Bild? (brother-in-law)
6. Für wen spricht Jasmin Türkisch? (grandmother)
7. Für wen trägt Jasmin eine Jacke? (mother)

Ex. D: Wer spielt gegen wen? Who is playing against whom? Answer the questions with the cues provided. Don't forget to put the word after *gegen* in the accusative case.

Beispiel: Tanja/ihr Vater

→Tanja spielt gegen ihren Vater.

1. Matthias/seine Tante
2. Sophia/ihr Enkel
3. Jana/ihr Onkel
4. das Kind/sein Hund
5. die Enkelin/ihre Großeltern
6. mein Neffe/seine Schwägerin
7. dein Bruder/seine Frau
8. unsere Mutter/unsere Vater

Ich nehme...mit. I'm taking along/with me...

Ex. E: Ohne! Using vocabulary for articles of clothing, describe

what you will be traveling **without**; then say what you will take with you instead. Don't forget to put the word after *ohne* in the accusative case, as well as any direct objects. They are underlined in the example below.

Beispiel: Wir reisen im Sommer nach Florida.

→Ich reise ohne meine Jacke; ich nehme einen Badeanzug mit.

1. Wir reisen im Winter nach Minnesota.
2. Wir reisen im Frühling nach Florida.
3. Wir reisen im Herbst nach Vermont.
4. Wir reisen im Sommer nach Alaska.
5. Wir reisen im Winter nach Hawaii.
6. Wir reisen im Frühling nach Mexiko.
7. Wir reisen im Herbst nach Deutschland.

die Universität—university (die Uni)	die Welt—world
der See—lake	die Stadt—city
der Baum—tree	das Dorf—village
die Ecke—corner	das Kino—movie theater
die Bibliothek—library	die Post—post office
die Bank—bank	der Supermarkt
das Hotel	das Taxi

Ex. F: Um. Wir helfen Touristen! Using the words in the box above, describe that the following places are located just around the word in parenthesis. Don't forget to put the word after *um* in the accusative.

Gehen Sie—(polite command) Go!

Beispiel: A: Wo finde ich das Kino? (die Ecke)

B: Gehen Sie um die Ecke.

1. Wo finde ich den See? (der Baum)
2. Wo finde ich das Dorf? (die Stadt)
3. Wo finde ich den Supermarkt? (die Post)
4. Wo finde ich die Bank? (die Bibliothek)
5. Wo finde ich die Post? (der Supermarkt)

6. Wo finde ich die Universität? (die Stadt)

Ex. G: Bis. Wohin fährt Thomas? Using the schedule below, describe how long Thomas will stay at each location.

Montag	Dienstag	Mittwoch	Donnerstag	Freitag	Samstag	Sonntag
England	Engl.	Engl.	Dänemark	Dän.	Dän.	Dän.
Dän.	Belgien	Belg.	Belg.	Belg.	Irland	Irl.
Irl.	Irl.	Finnland	Finn.	Finn.	Spanien	Span.

Beispiel: England

→Thomas fährt am Montag nach England. Er bleibt bis Mittwoch.

Ex. H: Welches Wort passt?

Weihnachten—Christmas

- Wir reisen nach Tennessee und fahren durch _____ Berge. a. die b. den c. der
- Die Tochter reist ohne _____ Vater nach Italien. a. ihre b. ihren c. ihr
- Die Touristen fahren um _____ Stadt. a. die b. den c. das
- Viele Kinder arbeiten für _____ Eltern. a. ihre b. ihren c. ihr
- Es gibt nicht viele Tage _____ Weihnachten. a. um b. bis c. gegen
- Käse ist lecker! Ich kaufe nie Pizza _____ Käse. a. durch b. für c. ohne
- Der Mann hat ein Geschenk (gift) _____ die Frau. a. um b. für c. gegen
- Viele Studenten machen Eine Reise _____ die Welt. a. um b. ohne c. bis

9. Viele Studenten reisen _____ ihre Eltern. a. bis b. um c. ohne

Ex. I: Der Akkusativ. Fill in the blank with the correct form of the noun after each preposition.

Beispiel: Wir haben eine Pizza für _____. (our uncle)

→Wir haben eine Pizza für unseren Onkel.

1. Maike fährt ohne _____ nach Italien. (her brother)
2. Samuel reist mit Freunden durch _____. (the city)
3. Wir spazieren gern um _____. (the university)
4. Die Studenten spielen Tennis gegen _____. (the professors)
5. Die Oma kauft einen Roman für _____. (her grandson)
6. Meine Geschwister reisen um _____. (the world)

Listen to Johannes Oerding's song, *Wenn du gehst*, 2019, to hear some accusative prepositions.



One or more interactive elements has been excluded from this version of the text. You can view them online here: <https://una.pressbooks.pub/gr101/?p=540#oembed-2>

Text: <https://www.songtexte.com/songtext/johannes-oerding/wenn-du-gehst-g5b8d67e4.html>

Listen to Silbermond's song *Gegen* (2012) to hear several examples of the accusative preposition "gegen."



One or more interactive elements has been excluded from this version of the text. You can view them online here: <https://una.pressbooks.pub/gr101/?p=540#oembed-3>

Text: <https://genius.com/Silbermond-gegen-lyrics>

Contractions with accusative prepositions:

Languages often form contractions, which is a short form of two or more words combined. We do this in English frequently.

cannot = can't
will not = won't
do not = don't
it is = it's

These words can be used either in their long form or their contracted form. Although they are normally used as contractions in English, often we use the long form for emphasis.

*I will **not** eat broccoli!* vs *I **won't** eat broccoli.*

Similarly, in German there are three of the accusative prepositions that form contractions. Just like in English, they can be used without the contracted form to show emphasis, but often they are used as contractions.

für + das = fürs
um + das = ums
durch + das = durchs

Beispiele:

- Wir laufen ums Hotel. (um das Hotel = ums Hotel)
- Sie gehen durchs Dorf. (durch das Dorf = durchs Dorf)
- Du kaufst ein Eis fürs Kind. (für das Kind = fürs Kind)
- Ich tanze ums Taxi. (um das Taxi = ums Taxi)



Ex. J: Gibt es eine Kurzform? Do the following prepositional phrases have a short form? If so, use a contraction to restate them. Bonus: Make an entire sentence with the phrase, using a stem-changing verb!

1. durch das Dorf
2. um die Universität
3. für mein Kind
4. um das Kino
5. gegen die Wand
6. ohne das Kind
7. für das Kind
8. durch das Zimmer

EXTRA PRACTICE with accusative pronouns:

Go to Germanzone.org's site to practice accusative pronouns and have your answers checked automatically.

- <https://www.germanzone.org/accusative-case-personal-pronouns-1/>.
- <https://www.germanzone.org/accusative-case-personal-pronouns-2/>.

Ex. K: Artikel. Lesen Sie den Artikel und beantworten Sie die Fragen.

kommen...mit—come along
lächeln—to smile
die Landschaft—landscape, scenery
der Ausflug—excursion, side trip
verbringen—to spend (time)

Dillon Falkenberg reist nach Europa. Seine Cousine Tess und sein Vater, Herr Falkenberg, kommen mit.

„Wir starten in Frankreich. Dann fahren wir durch Belgien, Luxemburg, Deutschland, und die Schweiz,“ sagt Herr Falkenberg.

Tess lächelt nicht. „Nein, wir fahren um Luxemburg,“ antwortet sie. „Ich fahre lieber nicht durch Luxemburg.“

„Aber Tess! Was hast du gegen Luxemburg?“ fragt Dillon. „Die Luxemburger sind so freundlich, und die Landschaft ist sehr schön!“

„Wir haben nicht genug Zeit. Wir bleiben nur zwei Wochen in Europa, also bis August,“ sagt Tess.

Dillon ist nicht zufrieden. Ohne Luxemburg ist seine Europareise nicht ideal.

„Moment mal!“ sagt Herr Falkenberg. „Es gibt genug Zeit für einen Ausflug nach Luxemburg. Wir fahren kurz mal dahin, essen zu Mittag im Restaurant und fahren weiter nach Deutschland.“

Dillon und Tess finden seine Idee sehr praktisch. Die Familie verbringt eine Stunde im Restaurant in Luxemburg. Dann fährt sie nach Deutschland.

1. Wer reist nach Europa?
2. Wo beginnt die Reise?
3. Was hat Tess gegen eine Reise durch Luxemburg?
4. Was für eine Idee hat Herr Falkenberg?
5. Wie lange bleibt die Familie in Luxemburg?

Ex. L: Nicos Weg. Episode 16: Zahlen bitte! Watch episode 16 of Nicos Weg. Then do the online activities.

zahlen—to pay	die Rechnung—bill, check
getrennt—separate	bekommen—to receive, get
zusammen—together	bar—cash
Trinkgeld—tip	eingeladen—invited
der Kellner—waiter	der Gast—guest, customer

<https://learngerman.dw.com/en/zahlen-bitte-/1-37280348>.

EXTRA PRACTICE with accusative prepositions. Go to Germanzone.org's site to practice as much as you like with all your answers graded.

- Fill in the blank with the correct preposition:
<https://www.germanzone.org/accusative-prepositions-2/>.
- This one is more advanced. Look up the words if you're not sure what some of them are. <https://www.germanzone.org/accusative-prepositions-1/>.

2I. Section 2-6

2.6: Accusative Personal Pronouns

In Chapter 1, you learned the nominative case personal pronouns.

ich—I	wir—we
du—you (familiar)	ihr—you (plural, familiar); y'all
er—he sie—she es—it	sie—they Sie—you (formal)

In this chapter, you will learn the accusative case personal pronouns. To better understand the difference between nominative and accusative pronouns, we will compare them to English. In English, we switch between nominative (subject) and accusative (direct object) pronouns all the time without realizing it. For example, we know when to use “I” and when to use “me.”

Nominative/subject	Accusative/direct object
I	me
you	you
he	him
she	her
we	us
they	them

Here are the German equivalents in the chart below.

ich—mich	wir—uns
du—dich	ihr—euch
er—ihn sie—sie (no change) es—es	sie—sie (no change) Sie—Sie (no change)

The trick is knowing when to use which word. Whenever you want to refer to the subject of a sentence, use the nominative.

Nominative Examples:

Der Pulli hat viele Farben. (The pullover has many colors).

Er hat viele Farben. (It has many colors).

Willi und ich brauchen Geld. (Willi and I need money).

Wir brauchen Geld. (We need money.)

Accusative Examples:

Timo kennt **Nathan Chen**. (Timo knows Nathan Chen).

Timo kennt **ihn**. (Timo knows him.)

Ich sehe **meine Eltern**. (I see my parents.)

Ich sehe **sie**. (I see them.)

By using both nominative and accusative pronouns, it makes your German sound more natural.

A: Kennst du meinen Cousin?

B: Sebastian? Ja, ich kenne ihn!

Instead of constantly repeating the word “Cousin,” we replace it with “ihn” (him).



Video: Watch Easy German’s video to see a review of both nominative and accusative personal pronouns.



One or more interactive elements has been excluded from this version of the text. You can view them online

here: <https://una.pressbooks.pub/gr101/?p=544#oembed-1>

Ex. A: Accusative pronouns. Fill in the blank with the correct accusative pronoun.

Beispiel: A: Kennst du meinen Bruder?

B: Nein. Ich kenne _____ nicht.

Ich kenne **ihn** nicht.

A: Kennst du meine Schwester?

B: Nein, ich kenne _____ nicht.

A: Hast du mein Buch?

B: Nein, ich habe _____ nicht.

A: Kennt er die Professorin?

B: Ja, er kennt _____.

A: Sieht sie mich?

B: Ja, sie sieht _____.

A: Kennst du John Smith?

B: Nein, ich kenne _____ nicht.

A: Siehst du mich und meine Schwester?

B: Ja, ich sehe _____.

A: Brauchst du den Kuli?

B: Ja, ich brauche _____.

A: Verstehen Sie uns, Frau Schmidt?

B: Nein, ich verstehe _____ nicht.

A: Kauft dein Neffe das Auto?

B: Ja, er kauft _____.

Ex. B: Wen oder was kennst du? You can use the verb *kennen* to say that you know someone or are familiar with a person, city, book, or film. Using the verb *kennen* and accusative pronouns, answer the following questions with a partner.

Beispiel: Daniel Radcliffe

A: Kennst du Daniel Radcliffe?

B: Ja, ich kenne ihn.

ODER

B: Nein, ich kenne ihn nicht.

(Put *nicht* after the direct object)

1. Madonna
2. Vladimir Putin
3. die Gruppe BTS
4. Helen Hunt
5. Harry Styles
6. Florence, Alabama
7. *Das Boot*
8. Frau Doktor Vance
9. Bettina Matthias

Deutsche Musik: Listen to Blümchen’s hit from the 90s, *Er liebt mich*, to hear examples of accusative pronouns in the lyrics.



One or more interactive elements has been excluded from this version of the text. You can view them online

here: <https://una.pressbooks.pub/gr101/?p=544#oembed-2>

Songtext: <https://genius.com/Blumchen-er-liebt-mich-lyrics>

Ex. C: Nicos Weg. Episode 17: Ich war schon in Berlin. Watch the video and do the online activities.

ich war—I was	die Sehenswürdigkeit—tourist attraction
du warst—you were	nie—never
wir waren—we were	Alles gut?—Everything okay?
ihr wart—y’all were	möchten—would like

<https://learngerman.dw.com/en/ich-war-schon-in-berlin/1-37325550>.

Ex. D: Nicos Weg. Episode 18: Wo liegt das? Watch episode 17 of Nicos Weg and do the online activities. In this video, you will learn about directions.

im Norden—in the north	liegen—to lie, be located
im Süden—in the south	von—from, of
im Westen—in the west	gewinnen—to win
im Osten—in the east	in der Mitte—in the middle

<https://learngerman.dw.com/en/wo-liegt-das/1-37337877>.

Listen to Trio’s hit song, *Da da da*, from the 1980s to hear examples of direct object pronouns:



One or more interactive elements has been excluded

from this version of the text. You can view them online here:

<https://una.pressbooks.pub/gr101/?p=544#oembed-3>

Ex. E: Sie haben das Wort! Finish each conversation. Don't forget to use at least two stem-changing verbs and at least one accusative preposition.



Create your own at Storyboard That

22. Section 2-7

2.7: Future Tense

To talk about things in the future in German, (especially those happening very soon), we can use the present tense with a time expression.

- Ich reise morgen nach Frankreich.
- Nächsten Monat kaufe ich einen neuen Computer.

In section 2.4, you learned the stem-changing verb *werden*, which means “to become” or “to turn (an age).”

werden—to become, to get (as in “become”)	
ich werde	wir werden
du wirst	ihr werdet
er/sie/es wird	sie/Sie werden

Das Wetter wird kalt. (The weather is getting cold.)

Mein Neffe wird sechzehn. (My nephew is turning 16.)

In German, the verb *werden* is also used as a helping verb to form the future tense. It has the same meaning as English “will.”

Beispiel:

Wir **werden** am Dienstag nach Europa **reisen**.

(We will on Tuesday to Europa travel.)

Notice that **reisen**, to travel, is at the very end of the sentence and NOT conjugated.

- **Question 1:** Why is *reisen* not conjugated?

- **Answer:** Because *werden*, our helping verb, is conjugated instead. Only the first verb gets conjugated.
- **Question 2:** Why is *reisen* at the end of the sentence? It sounds weird that way.
- **Answer:** *Das ist Deutsch!* To form the future tense, the second verb always gets kicked to the end of the sentence.
- **Comment:** But it sounds like how Yoda from Star Wars talks!
- **Reply:** Yes, it does. Therefore, you will use Yoda as your guide to learn word order in future tense.



Try to annoy your family and friends by attempting a few English sentences with this word order so that you can get the hang of it in German.

- I **will** tomorrow to the movies **go**.
- Ich **werde** morgen ins Kino **gehen**.
- **Will** you me **help**?
- **Wirst** du mir **helfen**?

- He **will** no vegetables **eat**.
- Er **wird** kein Gemüse **essen**.



Ex. A: Was wirst du machen? Using the cues below, write a complete sentence to tell what the following people will do.

Beispiel: du/ gehen/morgen/ins Hotel
 →Du wirst morgen ins Hotel gehen.

1. wir/kochen/Spaghetti
2. er/fahren/nach Kanada
3. sie (sing.)/sehen/Film
4. die Studentin/sprechen/Französisch
5. es/geben/viel Obst
6. ich/lesen/Comichefte
7. du/schreiben/Roman
8. ihr/verstehen/Japanisch

Ex. B: Die Futur! Change the following sentences from the present tense to the future tense, using the helping verb *werden*.

Beispiel: Ich suche mein Buch.
 →Ich werde mein Buch suchen.

1. Wir reisen um die Welt.
2. Unsere Großmutter sucht ihre Brille.
3. Ich trinke keinen Apfelsaft!
4. Mein Onkel und meine Tante frühstücken draußen.
5. Wer braucht mein Auto?
6. Der Lehrer nimmt einen Salat mit Hähnchen.

7. Mein Bruder trägt nur eine kurze Hose.
8. Du isst nur Pizza und Sushi.
9. Man kauft Sandalen und Badelatschen.

Ex. C: Was werden Sie machen? Ask your classmates what they will be doing at the following times? Don't forget to put time before place!

Beispiel: nächsten Sommer

A: Was wirst du nächsten Sommer machen?

B: Ich werde nächsten Sommer nach Florida reisen.

1. am Dienstag
2. um drei Uhr
3. nächste Woche
4. in 10 Tagen
5. im Dezember
6. am Samstag
7. um halb neun
8. nächstes Jahr
9. im Februar

Listen to Wilhelmine's song, *An all diesen Tagen*, 2022, to hear examples of the verb werden.





One or more interactive elements has been excluded from this version of the text. You can view them online

here: <https://una.pressbooks.pub/gr101/?p=546#oembed-1>

Text: <https://genius.com/Wilhelmine-an-all-diesen-tagen-lyrics>

Ex. D: Was werden Sie in zwanzig Jahren machen? Write a brief paragraph about your life in twenty years. Where will you be? What will you do?

Ex. E: Was werden diese Leute machen? Using the future tense, write a complete sentence to describe what these people will do based on the pictures.



8.



Video. Click the first link to see me reteaching future tense and the second to watch Ms. Mando's video reteaching future tense.



One or more interactive elements has been excluded from this version of the text. You can view them online here: <https://una.pressbooks.pub/gr101/?p=546#oembed-2>



One or more interactive elements has been excluded from this version of the text. You can view them online here: <https://una.pressbooks.pub/gr101/?p=546#oembed-3>

EXTRA PRACTICE WITH FUTURE TENSE:

Click the link to do German.net's extra practice with future tense. You may not know all the words, but just look at the subject in order to conjugate the verb correctly. It will check your answers.

- <https://german.net/exercises/tenses/future/>.

Ex. F: Vorstellung. Lesen Sie den Artikel und beantworten Sie die Fragen. Go to lingua.com's website to read the article and answer

the questions online. You can also hear the article read aloud or print a PDF of it.

- <https://lingua.com/german/reading/vorstellung/>.

Ex. G: Juliana in Deutschland. Lesen Sie den Artikel und beantworten Sie die Fragen on lingua.com's website. This one is a little more challenging, but you should be on the right track with a dictionary at your side.

- <https://lingua.com/german/reading/juliana/>.

23. Section 2-8

2-8: Oral Proficiency Interview Practice:

Ex. 1: (Time goal—0:45-1:00)

You have just met a new student in your class. Ask at least five questions to get to know the student better. HINT: Watch Ms. Mando's video for tips!



One or more interactive elements has been excluded from this version of the text. You can view them online here: <https://una.pressbooks.pub/gr101/?p=584#oembed-1>

Ex. 2: (Time goal—1:00-1:15)

You have just made a new friend at your school who wants to know all about you and your family. Tell about your family in as much detail as possible.

Ex. 3: (Time goal—1:00-1:30)

You are an exchange student living with a host family in Germany. The family wants to know about your eating habits. Explain to them what you like and don't like to eat and drink.

Ex. 4: (Time goal—1:00-1:30)

You are an exchange student who has accidentally become locked in a classroom at a university in Germany. You don't know the room number but call public safety to describe the room you're in.

Ex. 5: (Time goal—1:00-1:30)

You witnessed a bank robbery. Describe the suspect(s) to the police. Don't forget to tell what articles of clothing they were wearing, including their colors.

Ex. 6: (Time goal—1:00-1:30)

Tell as much as possible about your favorite (or least favorite) family member.

Ex. 7: (Time goal—1:00-1:15)

You live in Germany. Your nosy next-door neighbor asks what you will be doing next summer. Tell her, using the future tense

Ex. 8: (Time goal—1:00-1:15)

The same nosy neighbor wants to know what each member of your family will be doing next summer. Once again, use the future tense to tell her.

Ex. 9: (Time goal—0:45-1:00)

Describe your current schedule of classes. At what times do you have which subjects?

Tips:

- Look back through the chapter to see what you might already know how to say.
- Write/say as much as you can about each topic as it relates to the above scenarios.
- Stick to what you've learned so far; don't worry yet about the grammar topics you haven't learned yet. That will come soon enough!
- Use lots of details. Saying more is always better!

24. Chapter 2 - Glossary

Nouns

der Cousin, -s	cousin (m.)
die Cousine, -n	cousin (f.)
die Nichte, -n	niece
der Neffe, -n	nephew
der Schwager, -	brother-in-law
die Schwägerin, -nen	sister-in-law
der Enkel, -	grandson
die Enkelin, -nen	granddaughter
das Enkelkind, -er	grandchild
die Eltern (always pl.)	parents
die Geschwister (always pl.)	siblings
die Zeitung, -en	newspaper
der Roman, -e	novel
die Zeitschrift, -en	magazine
das Comicheft, -e	comic book
der Artikel, -e	article
die Universität, -en	university
die Uni, -s	university
der See, -n	lake
der Baum, -"e	tree
die Bank, -en	bank
die Ecke, -n	corner
die Bibliothek, -en	library
die Welt	world
die Stadt, -"e	city

das Hemd, -en	man's shirt		
das T-shirt, -s	t-shirt		
der Handschuh, -e	gloves		
der Hut, -"e	hat		
die Jeans, -	jeans		
die Hose, -n	pants		
der Schuh, -e	shoe		
die Socke, -n	sock		
die Bluse, -n	blouse		
der Pullover, -	pullover shirt		
der Pulli, -s	pullover shirt		
die Brille, -n	glasses		
die Mütze, -n	cap		
das Kleid, -er	dress		
der Rock, -"e	skirt		
der Anzug, -"e	suit		
der Badeanzug, -e"	bathing suit		
der Bikini, -s	bikini		
die Jacke, -n	jacket		
die kurze Hose	shorts		
die Sandale, -n	sandal		
der Badelatschen, -	flipflop		
der Stiefel, -	boot		
die Sonnenbrille, -n	sunglasses		
der Stöckelschuh, -e	high heel		
das Dorf, -er	village	das Frühstück	breakfast
das Kino, -s	movie theater	das Mittagessen	lunch
die Post	post office	das Abendessen	supper
der Supermarkt, -"e	supermarket	die Hausaufgaben	homework
die Sonne, -n	sun		

Verbs

essen, e→i	to eat	tragen, a→ä	to wear
lesen, e→ie	to read	fahren, a→ä	to drive
nehmen, e→i	to take	laufen, a→ä	to run, walk fast
sehen, e→ie	to see	schlafen, a→ä	to sleep
sprechen, e→i	to speak	halten, a→ä	to halt, stop
geben, e→i	to give	kaufen	to buy
werden, e→i	to become	frühstücken	to eat breakfast
regnen	to rain		
schneien	to snow		
blitzen	to lightning		
stürmen	to storm		
scheinen	to shine		
suchen	to look for, search for		
trinken	to drink		
schmecken	to taste (good)		
verstehen	to understand		
brauchen	to need		
kennen	to know, be familiar with (a person)		

Prepositions and Other Expressions

durch	through
für	for
gegen	against
ohne	without
um	around; at (time)
bis	until
danke	thank you
bitte	please; you're welcome
denn	because; for

Adjectives

süß	sweet
sauer	sour
salzig	salty
lecker	tasty
vegetarisch	vegetarian
satt	full
(un)gesund	(un)healthy
vegan	vegan
ledig	single
verheiratet	married
verlobt	engaged
geschieden	divorced
kinderlos	childless
schön	pretty

25. Section 3-1

Kapitel 3

In Chapter 2, you continued your study of verbs by learning about stem-changing verbs. You used the stem-changing verb *geben*, in the expression “es gibt,” which means “there is” or “there are.”

Es gibt einen Fluss in Nordalabama. (There is a river in North Alabama.)

Es gibt ein Meer im Süden. (There is a sea in the south.)

We can also use the verb *haben* to describe what landmarks certain areas have.

Unsere Stadt hat einen See. (Our city has a lake.)

Das Land hat viele Hügel. (The country has many hills.)

Remember! The direct object, the noun that follows the verb, must be in the accusative case! (i.e. masculine adds *-en* to the definite or indefinite article.)

der Fluss, -e	river	die Insel, -n	island
das Land, -er	land, country	der Hügel, -	hill
das Meer, -e	sea	der See, -n	lake
die Stadt, -e	city	die See	sea
der Baum, -	tree	der Wald, -er	forest
der Berg, -	mountain		



Ex. A: Beschreiben Sie Ihre Heimat! Describe your homeland. What landscape features are there? Use the verb *haben* and the expression *es gibt* to write at least five sentences.

- 1.
- 2.
- 3.
- 4.
- 5.

Ex. B: Geographie. Go to Germanzone.org's website and do the following exercises.

- <https://www.germanzone.org/articles-ein-kein-1-geographie/>
- <https://www.germanzone.org/noun-plural-forms-2-geographie/>



liegen—to lie, to be located
 im Norden—in the north
 im Süden—in the south
 im Westen—in the west
 im Osten—in the east

Ex. C: Wo liegt...? Using a map of Europe, describe **what** the following things are and **where** they are located.

Beispiel: A: Was ist Spanien?

B: Spanien ist ein Land.

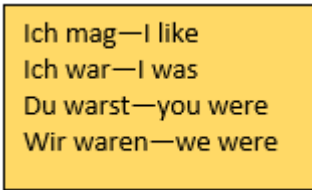
A: Wo liegt Spanien?

B: Spanien liegt im Westen.

1. Finnland
2. Berlin
3. die Nordsee
4. Italien
5. der Rhein
6. die Alpen (plural!)
7. Kreta
8. die Donau

Ex. D: Nicos Weg. Episode 19: In Europa. Watch episode 19 of Nicos Weg and do the online activities. You will review word order and the indefinite pronoun “man.” Don’t forget that German word order can vary as long as the verb comes in second position.

<https://learngerman.dw.com/en/in-europa/1-37328492>



Ich mag—I like
Ich war—I was
Du warst—you were
Wir waren—we were

- *Man isst Pizza in Italien.*
- *Pizza isst man in Italien.*
- *In Italien isst man Pizza.*

Note—the verb still comes second!

<https://learngerman.dw.com/en/in-europa/1-37328492>

EXTRA PRACTICE:

Want to test your German knowledge of Geography? Go to germanzone.org's website and to see how much you already know.

- <https://www.germanzone.org/europa-und-die-eu/>
- <https://www.germanzone.org/germany-states/>

Ex. E: Nicos Weg. Episode 20: Andere Länder. Watch the video and do the online activities. You will review the stem-changing verb *sprechen*, to speak. Don’t forget that its stem changes from “e” to “i” at the *du* and *er/sie/es* forms.

<https://learngerman.dw.com/en/andere-1%C3%A4nder/1-37337244>

3.1: Imperativ

In this chapter, you will continue using the same verbs you learned in chapters 1 and 2 to make commands. With the imperative, you can tell people to do things.

Englische Beispiele:

- Go home!
- Do your homework!
- Drink more water!

In all of these examples, the verb comes first. Similarly, the verb comes first in German commands.

Deutsche Beispiele:

- *Gehen Sie nach Hause!*
- *Machen Sie Ihre Hausaufgaben!*
- *Trinken Sie mehr Wasser!*



***probieren—to try something (food, a new sport, hobby, etc.)**

Because German has different words for “you” that imply different levels of acquaintance, i.e. *du* vs. *Sie* vs. *ihr*, there will be different forms of commands. We will begin with *Sie* commands.

Sie-Commands:

How to make a command using *Sie*:

Step 1: Use the infinitive of the verb

Step 2: Write “Sie” after it.

That’s it! Let’s try it with the verb *essen*.

Sie command with the verb “essen”:

Step 1: Use the infinitive of the verb → *essen*

Step 2: Write “Sie” after it. → *Essen Sie!*

The good news is that there is only one verb with an irregular imperative form: *sein*–to be.

Sie imperative for *sein*: **Seien Sie!**

- Seien Sie glücklich! (Be happy!)
- Seien Sie optimistisch! (Be optimistic!)
- Seien Sie nicht so pessimistisch! (Don’t be so pessimistic!)

Video. Click to see me reteaching imperative for “Sie.”



One or more interactive elements has been excluded from this version of the text. You can view them online here: <https://una.pressbooks.pub/gr101/?p=587#oembed-1>

Ex. A: Imperativ! Form polite commands out of the cues below. You may need to add definite or indefinite articles or prepositions.

Beispiel: fahren/Vermont

→Fahren Sie nach Vermont.

1. essen/Gemüse
2. sein/ruhig
3. werden/gesund
4. trinken/mehr Wasser
5. lesen/Zeitung
6. wandern/im Park
7. fahren/New York
8. tragen/Jacke

Ex. B: Guter Rat. Read the following situations and respond with appropriate advice in the form of a *Sie* command. Bonus: Give more than one command as advice!

Beispiel: *Ich bin müde.*

→*Schlafen Sie!*



Create your own at Storyboard That



Create your own at Storyboard That



Create your own at Storyboard That



How to soften a command:

Sometimes, a command can sound a little too direct. If you want to soften a command and not sound so authoritarian, you can add the word *doch* or *mal*. *Doch* and *mal* are flavoring particles that can soften a command to make it sound more like a suggestion. As always, you can always add *bitte*, please, to make a command not so direct.

- Trinken Sie doch mehr Wasser! (You should) drink more water.
- Probieren Sie mal den italienischen Kuchen! Just try the Italian cake!
- Gehen Sie bitte ins Bett. Du siehst müde aus. Please go to bed. You look tired.



This comic was created at www.MakeBeliefsComix.com. Go there and make one now!

Negative Commands:

In order to make a command negative, all you have to do is negate it with *nicht* or *kein*. In Chapter 1, you learned that to negate adjectives or adverbs, we use the word *nicht* in front of them.

- Ich bin nicht pessimistisch! (I am not pessimistic!)

To negate direct objects, *nicht* comes after the direct object.

- Ich kaufe den Computer nicht. (I'm not buying the computer.)

To negate a prepositional phrase, *nicht* comes before the preposition.

- Ich bleibe nicht in Spanien. (I'm not staying in Spain.)

To negate indefinite articles, aka forms of the word *ein-*, we add a “k” to make it *kein-*.

- Ich esse keine Schokolade. (I eat no chocolate.)

To negate a command, we will use these same rules.

- Seien Sie nicht so pessimistisch! (Don't be so pessimistic!)
- Kaufen Sie den Computer nicht! (Don't buy the computer!)
- Bleiben Sie nicht in Spanien! (Don't stay in Spain!)
- Essen Sie keine Schokolade! (Don't eat any chocolate!)

To soften these commands, add the flavoring particle *mal*. Flavoring particles have no English equivalent, but they do change the feeling of the command.

- Essen Sie *mal* keine Schokolade! (*Mal* softens the command.)

To try to persuade someone with your command, you can add the flavoring particle *doch*.

- Seien Sie *doch* nicht so pessimistisch! (*Doch* tries to convince!)
- Bleiben Sie *doch* nicht in Spanien!

And, as always, it never hurts to use the word *bitte*, please, in a command.

- Kaufen Sie den Computer *bitte* nicht!

Ex. C: Bitte nicht! Using the cues, make negative commands to tell your partner not to do the following things.

Beispiel: sein/faul

→Seien Sie nicht faul!

1. schwimmen/am Montag
2. wohnen/in Tokio
3. tanzen/in der Disco
4. singen/Rap-Musik
5. tragen/Jacke
6. kochen/Suppe
7. lesen/Zeitung
8. fragen/Professor
9. fliegen/nach Russland

Ex. D: Lieber Freund...ich habe ein Problem! Lesen Sie die Situation. Schreiben Sie ein paar Vorschläge. Tell the person what to do or NOT to do in order to solve his problem, using polite commands.

ein paar—a few
 der Vorschlag—suggestion
 liebe/lieber—dear (beginning of a letter or e-mail) Hilfe—help

Lieber Freund,
 Ich habe ein Problem. Meine Freunde sagen, ich bin total ungesund...aber ich mache nicht sehr gern Sport. Hilfe!
 --Ungesunder Mensch








Lieber "Ungesunder Mensch"

Ex. E: Touristen. You have just met a German tourist in your area who wants to know what he should do here. You may want to use some of the landmarks at the beginning of the chapter.

- Use the polite imperative (since you're talking to a stranger).
- Use flavoring particles *doch* and *mal*.
- Use both positive and negative commands.

besuchen—to visit
bei—at

Beispiel: Essen Sie doch bei Ricatonis. Essen Sie nicht bei McDonalds.

Ex. F: Auf Deutsch! Translate the following commands into German, using the Sie-imperative. Add flavoring particles as necessary.

schnell—fast
schneller—faster
laut—loud
lauter—louder
spät—late
später—later
warten—to wait

1. Swim faster!
2. Don't work so long!
3. Ask your professor.
4. Read the newspaper.
5. Speak louder!
6. Don't drive so fast!
7. Don't sleep so late!
8. Stay home today.
9. Wait here.

Wir-Imperativ: Let's _____!

We can also form the imperative with the *wir*-form of the verb. In English, this translates to the “let’s” form.

- Let's eat!
- Let's discuss the problem.
- Let's earn some money.

To make this form in German, we put the verb first and THEN the pronoun *wir*.

besprechen—to discuss
verdienen—to earn


- **Essen** wir!
- **Besprechen** wir das Problem.
- **Verdienen** wir Geld.

Wir-imperative: INFINITIVE + WIR.

Just like Sie-Commands, there is only one verb that is irregular—*sein*.

- **Seien** wir nicht so kritisch! (Let's not be so critical!)
- **Seien** wir pünktlich. (Let's be punctual.)

Video. Click the link to watch me reteaching “let’s” commands.

 One or more interactive elements has been excluded from this version of the text. You can view them online here: <https://una.pressbooks.pub/gr101/?p=587#oembed-2>



This comic was created at www.MakeBeliefsComix.com. Go there and make one now!

„Gehen wir _____.“

You can combine several verbs together with the verb *gehen*, especially when using the wir-imperative.

Oftentimes, you will see verbs listed together with *gehen*.

- schwimmen gehen—to go swimming
- tanzen gehen—to go dancing
- einkaufen gehen—to go shopping

To make a wir-command out of them, we will conjugate the last verb.

- | | |
|------------------------|--------------------|
| • Gehen wir schwimmen! | Let's go swimming! |
| • Gehen wir tanzen! | Let's go dancing! |
| • Gehen wir einkaufen! | Let's go shopping! |

You might see phrases listed like this as well with a noun or prepositional phrase in front and a verb infinitive after it.

- Fußball spielen—to play soccer
- ins Bett gehen—to go to bed
- Musik hören—to listen to music

Make sure to conjugate the verb and put the rest of the phrase after that.

- | | |
|-------------------------------|----------------------------------|
| • Die Kinder spielen Fußball. | The children are playing soccer. |
| • Du gehst ins Bett. | You're going to bed. |
| • Markus hört Musik. | Markus is listening to music. |

Ex. G: Machen wir das! With a partner, take turns suggesting that you do the following activities, using the wir-imperative.

Beispiel: schwimmen gehen

A: Gehen wir schwimmen! (Let's go swimming!)

B: Ja, machen wir das! (Yes, let's do that!)

ODER

B: Nein, lieber nicht. (No, I'd rather not.)

1. Nudeln kochen
2. ins Restaurant gehen
3. Karaoke singen
4. spazieren gehen
5. die Landschaft malen
6. Fotos machen
7. nach Hause laufen
8. mit den Haien surfen
9. eine Pizza bestellen

die Landschaft—landscape, scenery
mit—with
der Hai—shark
bestellen—to order

Ex. H: Wir planen eine Party! Sie planen eine Party mit Ihren Freunden. Machen Sie viele Vorschläge mit dem Imperativ.

- Was werden wir kochen?
- Was werden wir tun?
- Was für Musik werden wir hören?
- Was werden wir spielen?
- ...usw

was für—what type of

Ex. I: Auf Deutsch! Übersetzen Sie ins Deutsche!

übersetzen—to translate

1. Let's play tennis!

2. Let's work at home today.
3. Let's order chicken and a salad.
4. Let's visit our grandparents.
5. Let's not wait here.
6. Let's go shopping!
7. Let's go jogging.
8. Let's not stay in Europe.
9. Let's be healthy!

Ex. J: Planen wir unseren Tag! Sie haben heute frei. Planen Sie Ihren Tag mit einem Partner. Benutzen Sie den wir-Imperativ mit den folgenden Verben.

frei haben—to have the day off
benutzen—to use
folgend—following

(Hint: make a short list of verbs you want to use first!)

Ex. K: Wiederholung! Using your answers to Ex. J, write a brief paragraph summarizing your plans in the future tense, which you learned in chapter 2. For example, if you and your partner said, “*Reisen wir nach England!*” you would restate that in the future tense as “*Wir werden nach England reisen.*”

Video: We now interrupt this section on the imperative to suggest the following *Easy German* video on gestures in German! The first few are similar to English.



One or more interactive elements has been excluded

from this version of the text. You can view them online here:

<https://una.pressbooks.pub/gr101/?p=587#oembed-3>

Ex. L: Video. Nicos Weg. Episode 21: Was ist das? Watch episode 21 and do the online activities. You will review how to form plurals, which you learned in Chapter 1.

<https://learngerman.dw.com/en/was-ist-das/1-37368285>

Du Commands:

When giving a command to someone that you know very well and to whom you would normally say “du,” you will need to form the commands differently. The good news is that the “du” form of commands is very close to how we form them in English, i.e., with only the verb.

Geh nach Hause!	(Go home!)
Kauf das Brot.	(Buy the bread.)
Halt!	(Stop!)
Schlaf nicht so lange.	(Don't sleep so long.)
Sei doch nicht so spät!	(Don't be so late!)

Notice that we use the verb stem to form the du-command. Just like in English, the verb should come first.

Reminder: What is a verb stem?

gehen—to go

Verb stem: geh-

Ending: -en

Geh nach Hause!	(geh -en)
Kauf das Brot.	(kauf -en)
Halt!	(halt -en)

Schlaf nicht so lange. (schlaf-en)

Sei doch nicht so spät! (sei-n)

Also notice that, unlike Sie commands, we don't use the word "du."

If the verb stem ends in -d- or -t-, it often adds an "e" to the end of the command.

Ar**beite!** (Work!)

Fin**d**e die Kinder. (Find the children.)

W**arte** auf mich! (Wait for me!)

...HOWEVER, in everyday speech, it sometimes gets dropped.

Wart' auf mich!



Ex. M: Mach das! Roleplay: You are a babysitter for a young child. Tell him what to do, using the du-imperative. Don't forget that you can always add the flavoring particles *doch* and *mal*, as well as *bitte*.

Beispiel: eine Jacke tragen

→**Trag** doch eine Jacke!

1. Hausaufgaben machen
2. ins Bett gehen
3. Milch trinken
4. lernen
5. hier bleiben
6. die Katze suchen
7. halten
8. schlafen
9. warten

Ex. N: Auf Deutsch! Übersetzen Sie ins Deutsche!

1. Drive home.
2. Don't sleep so long.
3. Please wait here.
4. Go swimming.
5. Don't come home so late.
6. Don't be so lazy.
7. Dance!
8. Cook something.
9. Don't travel to Cuba.

Ex. O: Ich habe ein Problem. Give advice, using the du-imperative.



Create your own at Storyboard That



Create your own at Storyboard That



Create your own at Storyboard That

Listen to Steinwolke's song, Katharine Katharine, 1983 to hear some simple du-commands.



One or more interactive elements has been excluded from this version of the text. You can view them online here: <https://una.pressbooks.pub/gr101/?p=587#oembed-4>

Listen to Blümchen's hit song, *Komm auf meinen Stern*, from the 90s, to hear examples of the imperative with *du*. You should be able to understand most of the lyrics, which have many of the concepts from previous chapters.



One or more interactive elements has been excluded from this version of the text. You can view them online here: <https://una.pressbooks.pub/gr101/?p=587#oembed-5>

Songtext: <https://genius.com/Blumchen-komm-auf-meinen-stern-lyrics>

And here's a later hit by Blümchen with more commands: *S.O.S. Herz in Not*.



One or more interactive elements has been excluded from this version of the text. You can view them online here: <https://una.pressbooks.pub/gr101/?p=587#oembed-6>

Songtext: <https://genius.com/Blumchen-sos-herz-in-not-lyrics>

Wilhelmine's song, *Komm wie du bist*, 2020, also has examples of *du*-imperative in it.



One or more interactive elements has been excluded from this version of the text. You can view them online

here: <https://una.pressbooks.pub/gr101/?p=587#oembed-7>

Text: <https://genius.com/Wilhelmine-komm-wie-du-bist-lyrics>

In Chapter 2, you learned about stem-changing verbs, such as *lesen* and *nehmen*, whose stems change from *e*→*i* or *ie*. The stems of these verbs also change when conjugated...but only for *du* and *er/sie/es*.

Du **liest** die Zeitung. (e→i)

Er **nimmt** das Schnitzel mit Pommes frites. (e→i)

To make an informal command, you will need to keep this stem-change. In the chart below, you can compare the infinitive with the conjugated form and finally the command form.

Verb infinitive	Conjugated for "du"	Command form
lesen—to read	Du liest .	Lies!
nehmen—to take	Du nimmst .	Nimm!
sehen—to see	Du siehst .	Sieh!
sprechen—to speak	Du sprichst .	Sprich!
geben—to give	Du gibst .	Gib!
essen—to eat	Du isst .	Iss!

Lies keine Comichefte. (Don't read any comic books.)

To sum it up, the command should **not** have the -st verb ending on it.



This comic was created at www.MakeBeliefsComix.com. Go there and make one now!

mir—to me

In Chapter 2, you also learned about stem-changing verbs that change from a→ä. The good news is that these verbs **don't change the stem** when forming the du-imperative.

Fahr doch nicht so schnell! (Don't drive so fast!)

Lauf mal nach Hause. (Run home.)

Schlaf doch nicht so lange! (Don't sleep so long!)

Video. Click to watch me reteaching the du-imperative.



One or more interactive elements has been excluded from this version of the text. You can view them online

here: <https://una.pressbooks.pub/gr101/?p=587#oembed-8>

Watch YourGermanTeacher's video to see a review of the difference between the du-imperative and Sie-imperative:



One or more interactive elements has been excluded from this version of the text. You can view them online

here: <https://una.pressbooks.pub/gr101/?p=587#oembed-9>

Ex. P: Mach es heute! Your friend says she will do the following things later. Using the informal imperative, tell her to do them today.

Beispiel: Ich koche die Suppe am Freitag.

→Koch die Suppe doch heute!

1. Ich arbeite morgen.
2. Ich gehe am Donnerstag spazieren.

3. Ich lerne für das Quiz nächste Woche.
4. Ich mache meine Hausaufgaben am Sonntag.
5. Ich esse gesund am Wochenende.
6. Ich lese den Roman nächste Woche.
7. Ich gehe am Donnerstag einkaufen.
8. Ich fahre am Mittwoch zu Emma.
9. Ich repariere den Computer nächsten Monat.

Ex. Q: Guter Rat. You meet an incoming freshman who knows nothing about life at UNA. Using the imperative, give him tips on what to do and what NOT to do.

Beispiel:

Lern Deutsch!

Iss nicht bei McDonalds!...usw.

Ex. R: Video. Nicos Weg. Episode 22: Wem gehört das? Watch episode 22 and do the online activities. You will review indefinite articles and noun plurals, which you learned in Chapter 1.

der Ordner—binder
 das Wörterbuch—dictionary
 von—of
 wiederholen—to review

<https://learngerman.dw.com/en/wem-geh%C3%B6rt-das/1-37372077>

Ihr Imperative:

To give a command to two or more people who you know very well, i.e. friends, classmates, family, you will form the imperative from the ihr-conjugation of the verb. Just like English, the verb will come first, and the word “ihr” will not be included.

Step 1: Conjugate the verb for “ihr”→*ihr geht*

Step 2: Get rid of the word “ihr”→*geht*

Finished command: *Geht!*

Beispiele:

- **Geht** nach Hause! (Go home!)
- **Sprecht** doch auf Deutsch. (Speak in German!)
- **Gebt** mir mal den Salat. (Give me the salad.)

Don't worry about stem-changing verbs; remember—they only stem-change at *du* and *er/sie/es*, NOT *ihr*.

Video. Click to see me reteaching “ihr” commands.



One or more interactive elements has been excluded from this version of the text. You can view them online here: <https://una.pressbooks.pub/gr101/?p=587#oembed-10>

Or watch YourGermanTeacher’s video to see him giving lots more examples with *ihr*-commands. He also reviews *Sie*-commands for when you need to order around groups of people that you need to treat with respect.



One or more interactive elements has been excluded from this version of the text. You can view them online here: <https://una.pressbooks.pub/gr101/?p=587#oembed-11>



This comic was created at www.MakeBeliefsComix.com. Go there and make one now!

Ex. S: Macht das! Using the verb infinitives below, tell your classmates to do the following things. You may need to put the

appropriate endings on definite and indefinite articles. (Don't forget that any direct objects must be in the accusative case, i.e. masculine gets an extra -en.)

Beispiel: d- /Badeanzug/kaufen
→Kauft den Badeanzug.

1. d-/Artikel/lesen
2. d-Auto/fahren
3. mein-/Badelatschen/finden
4. d-/Professorin/fragen
5. „Guten Morgen“/sagen
6. schwimmen gehen
7. ein-/Bild/zeichnen
8. mir/eur-/Jacken/geben
9. d-/Äpfel/essen

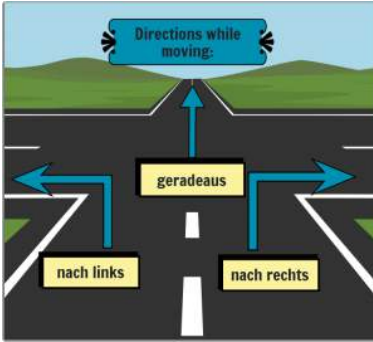
Video. Watch Easy German's video about giving directions. In the box below are several helpful phrases from the video.



One or more interactive elements has been excluded from this version of the text. You can view them online

here: <https://una.pressbooks.pub/gr101/?p=587#oembed-12>

geradeaus—straight ahead	auf der rechten Seite—on the right side
links—left	auf der linken Seite—on the left side
rechts—right	um die Ecke—around the corner
nach links—(going) to the left	über die Ampel—across the traffic light
nach rechts—(going) to the right	die Kreuzung—intersection
in der Nähe—nearby, in the proximity	weit weg—far away
in diese Richtung—(going) in this direction	nah—close



When asking for directions, you can phrase these questions using German that you already know.

- Ich suche die Apotheke. I'm looking for the pharmacy.
- Gibt es hier einen Supermarkt? Is there a supermarket here?

Don't forget that the direct object will go in the accusative case, i.e. masculine gets an extra *-en*.

To give directions, use the imperative.

- Gehen Sie geradeaus. Go straight ahead.
- Fahren Sie nach links. Drive to the left.
- Laufen Sie in diese Richtung. Run/walk in this direction.

If you know the person well, you can use an informal *du*-command.

- Geh geradeaus.
- Fahr nach links.
- Lauf in diese Richtung.

If you want to suggest to your group of friends to go in a certain direction, you can always use the *wir*-command form.

- Gehen wir geradeaus. Let's go straight ahead.
- Fahren wir nach links. Let's drive to the left.
- Laufen wir in diese Richtung. Let's run/walk in this direction.

If you want to tell someone to go past something, use the following construction with *an...vorbei*, "past."

- Gehen Sie an „Moes“ vorbei. Go past „Moes.“

Ex. T: Wir fragen nach der Richtung. Using the destinations on the same floor as your classroom, give directions on how to get there.

Beispiel: die Toilette

A: Gibt es hier eine Toilette?/Ich suche die Toilette.

B: Ja, die Toilette ist nah. Gehen Sie geradeaus. Dann gehen Sie nach links. Die Toilette ist auf der linken Seite.

1. das Fremdsprachenbüro
2. Zimmer 106
3. die Damentoilette
4. die Herrentoilette
5. das Forschungsbüro
6. das Büro Ihrer (of your) Professorin
7. die Haupttür
8. die Hintertür



This comic was created at www.MakeBeliefsComix.com. Go there and make one now!

Summary of the Imperative Mood:

	du	Sie	ihr	Let's -----
How to make the command:	verb stem; keep stem-change of e to i(e) verbs.	infinitive + Sie	verb conjugated for "ihr"	infinitive + wir
Example with verbs <i>warten</i> and <i>sprechen</i>:	Wart!/Warte! Sprich!	Warten Sie! Spreche n Sie!	Wartet! Sprecht!	Warten wir! Spreche n wir!
Watch out!	Don't include "du" with the command.	Include "Sie" with the command.	Don't include "ihr" with the command.	Include "wir" with the command.
Irregular verbsein	Sei!	Seien Sie!	Seid! (not irregular)	Seien wir!

Ex. U: Der Imperativ. Fill in the table with the imperative for each verb.

	du	Sie	ihr	wir
1. hören				
2. sagen				
3. schreiben				
4. lernen				
5. arbeiten				
6. fliegen				
7. tragen				
8. fragen				
9. gehen				
10. kommen				
11. spielen				

12. machen				
13. sein				
14. wohnen				
15. brauchen				
16. werden				
17. lesen				
18. haben				
19. nehmen				
20. sehen				
21. sprechen				
22. finden				

23. laufen				
24. schlafen				
25. geben				
26. trinken				
27. suchen				
28. bleiben				
29. essen				

Ex. V: Du hast das Wort! Command the following people to react to the scenario in each picture. Be careful! You will have to decide if you will need a “du command,” “Sie command,” or “ihr command.” Feel free to use *doch* or *mal* to soften your command.

Beispiel: Herr Schmidt



→Essen Sie doch! OR Seien Sie nicht hungrig!

1. Johanna

5. Herr Mahler



2. Helena



6. Mark Forster



3. Mirko

7. Rotkäppchen



4. diese Kinder



8. Ihr Opa



Ex. W: Guter Rat. The people below have problems. Give them advice on how to solve their problems by using commands, aka Imperativ! (You'll have to decide if the command should be formal or informal).



Baby: "Ich bin müde!"



2.

Herr Lehmann: "Ich habe keine Klamotten!"



3.

ein Freund: "Ich habe viel Energie!"



4.

Ihre Schwester: "Ich habe viel Geld!"



5.

Freunde!"



Ihr Nachbar: "Ich vermisse meine

Video. Watch Easy German's video for a review of all imperative forms and many examples used in real life.



One or more interactive elements has been excluded from this version of the text. You can view them online here: <https://una.pressbooks.pub/gr101/?p=587#oembed-13>

EXTRA PRACTICE:

Go to Germanzone.org's website to do some extra practice with the imperative.

<https://www.germanzone.org/imperative-mood-1/>

26. Section 3-2

3.2: The Twenty-Four-Hour Clock

In Chapter 2, you learned how to tell time informally, i.e. among friends and family.

- Es ist zehn vor neun. It is ten before/until nine.
- Es ist halb drei. It is two thirty.
- Es ist elf nach sieben. It is eleven after seven.

However, in German-speaking countries, you will often see time written out in the twenty-four-hour clock. You will see official time on TV schedules, flights, movie times, train schedules, etc. German does not use am and pm as in English. Instead, it continues counting the hour after 12 noon to show that the time is pm.

To tell time on the twenty-four-hour clock, read the time out from left to right. When you come to the colon, replace it with the word “Uhr.”

Beispiel: 8:42 am → Es ist acht Uhr zweiundvierzig.

If the time is pm, add twelve to the hour.

Beispiel: 4:25 pm

Step 1: $4 + 12 = 16$

Step 2: 16:25

Result: Es ist sechzehn Uhr fünfundzwanzig.

Question: What if it's midnight? Is that zero o'clock?

Answer: Yes!

Beispiel: 0:00 → Es ist null Uhr.

Beispiel: 0:17 → Es ist null Uhr siebzehn.



Video. To see a review of official time, watch Learn German's video.



One or more interactive elements has been excluded from this version of the text. You can view them online here: <https://una.pressbooks.pub/gr101/?p=589#oembed-1>

Video. To see a review of unofficial time, which you learned in Chapter 2, watch this Learn German video.

Ex. A: Wieviel Uhr ist es? Using standard time, say when the following things happen.

Beispiel: das Konzert, 13:20

A: Um wieviel Uhr ist das Konzert?

B: Das Konzert ist um dreizehn Uhr zwanzig.

1. die Deutschstunde, 9:00
2. der Film, 21:30
3. die Party, 22:45
4. die Tagesschau, 20:00
5. der Flug, 17:58
6. Tatort, 20:15
7. der Test, 11:40

Ex. B: Um wieviel Uhr fährt der Zug nach...? Using the train schedule below, answer the following questions in official time.

Abfahrt	Linie	Ziel	Gleis	Hinweis
14:08 ca. + 100 Min.	GEX 963	Zermatt Fiesch, Brig	1	← 026 025 024 + 022 021 Dieser Zug ist reservations- und zuschlagspflichtig
15:08 ca. + 50 Min.	GEX 905	Zermatt Fiesch, Brig, St. Niklaus	1	← 031 032 + 034 035 036 Dieser Zug ist reservations- und zuschlagspflichtig
15:28	Regio 848	Disentis/Mustér Nittschén, Oberalpässe, Sedrun	2	
15:29	Regio 846	Göschenen	3	Für Gruppe Skiclub Brunnen sind Plätze am Schluss des Zuges reserviert

“Andermatt – Glacier Express Out of Time” by Kecko is marked with CC BY 2.0.

1. Um wieviel Uhr fährt der Zug nach Zermatt?
2. Um wieviel Uhr fährt der Zug nach Göschenen?
3. Um wieviel Uhr fährt der Zug nach Disentis?

Ex. C: Partnerarbeit. With a partner, ask each other when the trains depart.

Beispiel: München

A: Wann fährt der Zug nach München?

B: Er fährt um sechs Uhr fünfunddreißig nach München.

Abfahrt / Departure / Départ	Ziel / Destination	Gleis / Platform
00:10 RB 91765	Bayrischzell	11 Zugteilung
06:10 RB 91766	Bayrischzell	11 Zugteilung
06:17 RE 5993	Linz Hbf	14
08:35 RB 79002	München Hbf	6
06:47 RB 79007	Salzburg Hbf	8
07:03 RL 79004	München Hbf	6
07:10 RB 91768	Bayrischzell	11 Zugteilung
07:16 RB 27027	Passau Hbf	8

“Blutdruck wieder senken: Die Abfahrt der »letzten« ist erst um 0:30 Uhr” by Tramgeschichten is marked with CC BY-NC-ND 2.0.

- Bayrischzell
- Passau
- Salzburg
- Linz

Ex. D: Touristen! Sie sind Tourist/Touristin in Aachen und besuchen den Aachener Dom. Beantworten Sie die Fragen.

Gottesdienst: jeden Tag, 7:00 und 10:00

Führungen: Montag-Donnerstag 14:00; Freitag-Samstag 11:00-17:00

Domschatzkammer: Samstag-Sonntag 10:00-17:00

der Gottesdienst—church service
 die Führung—tour
 die Domschatzkammer—treasury
 wenn—if
 geöffnet—open, opened
 geschlossen—closed



“Nordfassade
 Aachener
 Dom –
 Katschhof –
 Altstadt
 Aachen –
 Nordrhein-
 Westfalen –
 Deutschland”
 by Frans
 Berkelaar is
 marked with
 CC BY-SA
 2.0.

1. Gibt es einen Gottesdienst am Mittwoch? Wenn ja, um wieviel Uhr?
2. Wann gibt es Führungen am Samstag?

3. Um wieviel Uhr ist der Gottesdienst im Aachener Dom?
4. Ist die Domschatzkammer am Donnerstag geöffnet? Wenn ja, um wieviel Uhr?
5. Wann ist die Domschatzkammer geschlossen?
6. Wann gibt es Führungen am Dienstag?
7. Wann gibt es einen Gottesdienst am Freitag?

Ex. E: Video. Nicos Weg. Episode 23: *Ich habe kein...* Watch episode 23 and do the online activities. You will review *kein*, which you learned in chapter 1, as well as the accusative case.

die Terrasse—terrace
der Aufzug—elevator
der Zettel—scrap of paper
das Brillenetui—glasses case

<https://learngerman.dw.com/en/ich-habe-kein/1-37382992>

EXTRA PRACTICE: Go to Germanzone.org's website for extra practice with official time. As always, the site will grade your answers.

- <https://www.germanzone.org/telling-time-4-official-time/>
- <https://www.germanzone.org/telling-time-3-official-time/>

The following Germanzone.org exercises combine both official and colloquial time (which you learned in Chapter 2.)

- <https://www.germanzone.org/telling-time-5/>
- <https://www.germanzone.org/time-telling-time-6-wie-viel-uhr-ist-es/>

27. Section 3-3

3-3: Der-words vs. ein-words

In Chapter 1, you learned how to distinguish between the definite article (der/die/das) and the indefinite article (ein/eine).

Masculine: der Pulli→ein Pulli

Feminine: die Bluse→eine Bluse

Neuter: das T-shirt→ein T-shirt

Note that neither masculine nor neuter add any endings for ein-words. This also applies to possessive adjectives.

Masculine: der Bikini→ihr Bikini (no ending)

Feminine: die Mütze→seine Mütze (adds -e)

Neuter: das Hemd→mein Hemd (no ending)

Plural: die Schuhe→deine Schuhe (adds -e)

In Chapter 2, you continued by adding the accusative case definite and indefinite endings.

Review: The accusative case is used for direct objects. The only thing that changes is masculine, which adds an extra -en to the definite or indefinite article.

Masculine: Ich habe **einen** Cousin.

Feminine: Wir besuchen **unsere** Nichte.

Neuter: Er kennt **mein** Kind.

Plural: Die Arbeiter produzieren **die** Sandalen.

You have learned all of the ein-words so far, i.e., words that have the same pattern of endings as “ein/eine.”

⇒**NEU**: There are a few more words that follow the same pattern

as the definite article (der/die/das/den). They are listed below with a dash after them to show where the new ending will go.

Der-words:	
dies-	this
jed-	every
welch-	which
all-	all

HOW TO USE THESE DER-WORDS:

- Look at the definite article. Ex. **der** See (**the** lake)
- Put the letters you see at the end of it on the new *der*-word.
- **dieser** See (**this** lake)

Examples with *dies-* in the nominative case:

Masculine: **der** Anzug→**dieser** Anzug (this suit)

Feminine: **die** Jacke→**diese** Jacke (this jacket)

Neuter: **das** Kleid→**dieses** Kleid (this dress)

Plural: **die** Kleider→**diese** Kleider (these dresses)

Examples with *jed-* in the nominative case:

Masculine: **der** Baum→**jeder** Baum (every tree)

Feminine: **die** Universität→**jede** Universität (every university)

Neuter: **das** Dorf→**jedes** Dorf (every village)

Examples with *welch-* in the nominative case:

Masculine: **der** Hut→**welcher** Hut (which hat)

Feminine: **die** Jeans→**welche** Jeans (which jeans)

Neuter: **das** Kino→**welches** Kino (which movie theater)

Plural: **die** Zeitungen→**welche** Zeitungen (which newspapers)

In short, *dies-*, *jed-*, *welch-*, and *all-* will have the exact same ending as whatever *der/die/das/den* has.

HOWEVER...*all-* will usually be plural.

Beispiel: **Alle** Studenten haben Hausaufgaben.

WHY? Because it would sound really strange to say, “All Student have homework.”



Video. Click to see me reteaching *der-*words vs. *ein-*words.



One or more interactive elements has been excluded from this version of the text. You can view them online here: <https://una.pressbooks.pub/gr101/?p=591#oembed-1>

Ex. A: Welcher Anzug ist lila? Using the pictures below, ask a partner several questions.

Beispiel: Pulli, gelb

A: Welcher Anzug ist lila?



B: Dieser Anzug ist lila. →

Adjektive: kurz, lang, neu, alt,
bunt, teuer, billig, groß, klein,
schick, rot, blau, gelb, grün,
schwarz, braun, orange, lila,
weiß, rosa...usw.

Kleidung: der Anzug, das Kleid, der Rock,
die Schuhe, der Bikini, die Jacke, die
Schuhe, die Schlittschuhe, das Hemd, das
T-shirt, der Hut, die Jeans, die Hose, die
Bluse, der Pullover/der Pulli, die Brille,
die Mütze, die Maske...usw.





Ex. B: Welches Buch ist mein Buch? With your classmates, practice switching between *der*-words and *ein*-words by pointing out which items belong to you.

A: Welches Buch ist dein Buch?

B: Dieses Buch ist mein Buch. (Pointing to book.)

When you run out of your own items, swap to classroom items and ask what belongs to us.

A: Welcher Tisch ist unser Tisch?

B: Dieser Tisch ist unser Tisch?

(Yes, I realize this exercise sounds sort of like two toddlers learning to talk, but we have to start simple!)

Ex. C: Welche Studentin studiert Geschichte? Who among your classmates is mentioned in these questions? If more than one student satisfies the answers, feel free to answer in the plural.

Beispiel: Welche Studentin studiert Geschichte?

→Diese Studentin studiert Geschichte. (point to student)


ODER

→Diese Studentinnen studieren Geschichte.

1. Welcher Student lernt Spanisch?
2. Welcher Student spielt Fußball?
3. Welcher Student spielt gern Videospiele?
4. Welche Studentin singt gern?
5. Welche Studentin schreibt gern Gedichte?
6. Welcher Student liest gern Comichefte?
7. Welcher Student macht gern Hausaufgaben?
8. Welche Studentin wohnt in Amerika?
9. Welcher Student schwimmt nicht gern?
10. Welche Studentin kocht nicht gern?
11. Welcher Student wandert am Wochenende?
12. Welche Studentin arbeitet zu viel?
13. Welcher Student schläft nicht genug?
14. Welcher Student hat heute Deutsch?
15. Welche Studentin macht gern Sport?

das Gedicht—poem

Die Tiere



1

2

3

4

5

1—die Katze, -n
2—der Hund, -e
3—der Vogel, -n

4—das Pferd, -e
5—die Kuh, -en



6

7

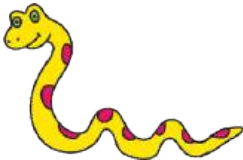
8

9

10

6—das Schwein, -e
7—der Igel, -n
8—der Delphin, -e

9—der Löwe, -n
10—der Tiger, -e



11—die Schlange, -n
12—die Ameise, -n

Ex. D: Jede Ameise ist fleißig! Using the animal vocabulary and *jed-/alle*, make generalizations. Feel free to use adjectives, verbs, or any other words you've learned so far. If you disagree with your classmates' answers, argue your point in German!

Beispiel: Ameise

A: **Jede** Ameise ist fleißig. **Jede** Ameise arbeitet.

B: Nein, **alle** Ameisen nerven.

1. Igel
2. Hund
3. Katze
4. Pferd
5. Tiger
6. Löwe
7. Delphin
8. Schwein
9. Vogel
10. Kuh
11. Schlange

miauen—to meow
 bellen—to bark
 stachelig—prickly
 süß—cute
 muhen—to moo
 brüllen—to roar
 fauchen—to hiss
 nerven—to be annoying

Video. Now that you know some of the sounds that animals make, feel free to watch the group Heidis Küken's song *Das kleine Küken piept*. Lyrics are in the link below the video.



One or more interactive elements has been excluded from this version of the text. You can view them online here: <https://una.pressbooks.pub/gr101/?p=591#oembed-2>

Songtext: <https://www.karaoke-lyrics.net/lyrics/heidis-kuken/das-kleine-kuken-piept-565165>.

Video. Click to watch Easy German's video about dogs.



One or more interactive elements has been excluded from this version of the text. You can view them online here: <https://una.pressbooks.pub/gr101/?p=591#oembed-3>

Other der-words that have grown somewhat obsolete:

So far, you have been using *dies-*, *jed-*, *welch-*, and *all-* as der-words. There are a few more that function the same way, but they have been used less often over the past thirty years than previously.

- *manch-* many (a): Manche Kinder lernen Deutsch.
- *jen-* that: Jene Professorin geht nach Hause.
- *solch-* such: Solche Studenten arbeiten nicht.

Like *all-*, *manch-* and *solch-* are most often used in the plural forms

For now, it will be fine just to recognize them when you see them. You will see them more often in older texts, such as fairy tales or older German literature.

Ex. E: Wie finden Sie diesen Gürtel? Ask your classmates their opinion of the following clothing items. **Don't forget that any direct objects must be in the accusative case, i.e. masculine adds an extra -en.**



der Gürtel—belt
altmodisch—old-fashioned

Beispiel:

A: Wie findest du **diesen Gürtel**?

B: Ich finde ihn altmodisch.
A: Ich finde ihn aber schick!



5.



2.



6.



 www.schuldruck.de

3.



7.



4.



8.



Ex. F: Gib mir diesen Kuli! Ask your partner to either give you specific items, *geben*, or to show you certain items, *zeigen*. This exercise combines both imperative and *dies-*. If you want every item of that sort, use *jed-* instead! Don't forget that direct objects should be in the accusative case, i.e., masculine gets an extra *-en*.

Beispiel: pen, paper

A: Gib mir **diesen** Kuli. (Give me this pen.)

B: Bitte schön. (Here you go.)

B: Zeig mir dieses Papier.
(Show me this paper.)

A: Bitte schön. (Here you go.)

mir—to me zeigen—to show

1. poster
2. map
3. mouse
4. book
5. table

6. chair
7. window
8. clock
9. backpack

Ex. G: Nominativ vs Akkusativ. Complete the following exercises, using both der- and ein-words. You will first need to determine whether the word is in the nominative or accusative case. Fill in the blanks with the correct form of “dies-“.

1. _____ Student wohnt in der Schillerstraße.
2. Der Tourist kauft _____ Buch über die Schweiz.
3. Wir verkaufen _____ Auto nicht.
4. _____ Universität ist sehr alt.
5. _____ Politiker sprechen mit uns.
6. Die Polizei hat _____ Mann verhaftet (arrested).

Rewrite each sentence, replacing the word in bold print with the new words. Watch out; der-words and ein-words are mixed together.

7. Ich lese **dein** Buch.
 - a. dies-
 - b. sein-
 - c. euer-
8. **Die** Studentin parkt das Auto.
 - a. dies-
 - b. jed-
 - c. ein-
9. **Der** Bus ist pünktlich.
 - a. kein-
 - b. dies-
 - c. jed-

Rewrite each sentence, replacing the word in bold print with the noun in parenthesis, making any necessary changes to the *der-* or *ein-*word.

10. Jeder **Schüler** muss vorsichtig sein.

- a. Studentin
- b. Tourist
- c. Krankenschwester

11. Welches **Kind** steht an der Ecke?

- a. Lehrerin
- b. Hund
- c. Professorinnen

12. _____ Mann und ich gehen gern ins Kino.

(mein-)

13. Wir können hier nicht parken, denn _____

Parkplatz ist zu eng. (dies-)

14. _____ Tochter meinst du? Katja oder Jana?

(welch-)

15. _____ Film hast du im Kino geguckt? Star

Wars oder Star Trek? (welch-)

Ex. H: Was soll ich kaufen? Tell your partner which option to choose (or not to choose!). Because these will be commands, you will need to use the imperative. Make sure that your direct object is in the accusative case. Remember, *nicht* will go AFTER the direct object and in front of prepositional phrases. Add one or two sentences after your command to explain why your partner should or should not choose this option.



Beispiel: kaufen

A: Kauf diese Jacke! (points to yellow jacket)

B: Aber warum denn?


A: Sie ist neu.

ODER

A: Kauf diese Jacke nicht! (points to gray jacket)

B: Aber warum denn nicht?

A: Sie ist zu alt.






publottenwriters.org




publottenwriters.org

6. wohnen (in)



7. nehmen



Ex. I: Video. Nicos Weg. Episode 24: Das Auto ist rot. Watch episode 24 and do the online activities. You will review adjectives and their opposites, which you learned in Chapter 1, as well as how to negate adjectives by putting *nicht* in front of them. You will also review the conjugation of the verb *haben*.

der Fahrradladen—bicycle shop
von—of (shows possession)

<https://learngerman.dw.com/en/das-auto-ist-rot/1-37401537>

28. Section 3-4

3.4: WAVEM Words–Adjectives of Indefinite Number

When specifying quantities, we often use words that don't give an exact number, such as “many,” “few,” or “some.” German also has adjectives of indefinite number. In this book, we will use the acronym WAVEM to remember them.



WAVEM

W–wenig/wenige	little/few
A–andere	other
V–viel/viele	much/many
E–einige	some
M–mehrere	several

The WAVEM words that you see above that end in *-e* are plural. That means you will only use them in front of plural words.

- W: **Wenige** Kinder machen gern Hausaufgaben. (Kinder = plural)
- A: **Andere** Unis sind nicht so preiswert. (Unis = plural)
- V: **Viele** Studenten lernen eine Fremdsprache. (Studenten = plural)
- E: Ich finde **einige** Kurse langweilig. (Kurse = plural)

- M: Meine Großeltern kaufen **mehrere** Bücher. (Bücher = plural)

However, you will notice that there are two variations of *viel/viele* and *wenig/wenige*. How do we know which one to use?

viel—much	wenig—little
viele—many	wenige—few

The ones that end in *-e* will still be plural. We use *viel* or *wenig* when we are talking about collective items.

What is a collective item? Things that we usually don't count out separately, such as rice, money, time, or fish. In English, we use "much" to say that we have a lot of these items.

How **much** money do you have?

(Not, "how many money," which would sound strange.)

Similarly, in German, we do the same.

Wie **viel** Geld hast du?

(Because „Geld“ is not plural).

However, if I want to say I have a lot of things that are typically plural in English, we will use **viele** in German.

Wie **viele** Freunde hast du?

(Because „Freunde“ is plural).

It works the same with *wenig/wenige*. Use *wenige* for plural items; use *wenig* for collective items.

Ich habe wenig Geld. (I have little money.)

Ich habe wenige Freunde. (I have few friends.)



This comic was created at www.MakeBeliefsComix.com. Go there and make one now!

Watch Learn German's video to see a review of *viel* vs. *viele*.



One or more interactive elements has been excluded from this version of the text. You can view them online here: <https://una.pressbooks.pub/gr101/?p=593#oembed-1>

Watch Anja's video to see even more examples.



One or more interactive elements has been excluded from this version of the text. You can view them online here: <https://una.pressbooks.pub/gr101/?p=593#oembed-2>

Ex. A: Viel oder viele? Fill in the blanks with the correct form of *viel* or *viele*.

- Hast du _____ Geld?
- Nein, aber ich habe _____ Katzen.
- Wie _____ Hunde hast du?
- _____ Studenten studieren im Ausland.
- Wie _____ Pizza haben wir?
- Du schreibst morgen eine Prüfung in Deutsch. _____ Glück!
- Wie _____ Zeit haben wir noch?
- Ich belege zu _____ Kurse nächstes Semester.
- Es gibt _____ Probleme im Leben.
- Wie _____ Autos besitzt deine Familie?
- Zu _____ Brot ist nicht gesund.
- In Japan isst man _____ Fisch und _____ Reis.

Glück—luck
belegen—to take (a course)
im Leben—in life
besitzen—to own

Ex. B: Was essen Sie? Essen Sie viel/viele oder wenig/wenige?
Trinken?

Beispiel: Ich esse **viel** Brot. Ich esse **wenige** Chips...usw.

Brot	Obst	Kuchen	Orangen
Reis	Gemüse	Salat	Trauben
Äpfel	Bananen	Suppe	Kohl
Bohnen	Fleisch	Fisch	Brokkoli
Pizza	Salz	Pfeffer	Erdbeeren
Chips	Wasser	Milch	Kaffee

Ex. C: Wo isst man...? Using the list from the previous exercise, answer the following questions.

1. Wo isst man viel Reis?
2. Was isst man in Amerika?
3. Wer isst viele Gummibären?
4. Wo isst man viel Salat?
5. Wo isst man viel Fleisch?
6. Was isst man in Deutschland?
7. Was isst man in Frankreich?
8. Was isst man auf Hawaii?
9. Was essen Vegetarier?
10. Was essen Kinder?
11. Was trinken Studenten?
12. Was trinkst du?

Ex. D: Auf Englisch! Übersetzen Sie ins Englische!

1. Unsere Eltern kaufen viel Obst und Gemüse.
2. Mein Neffe trägt viele Pullis.
3. Der Student trinkt wenig Milch.
4. Die Kinder haben andere Freunde.
5. Mehrere Cousins besuchen uns nächste Woche.
6. Einige Cousins kommen aus Europa; andere wohnen in Asien.
7. Frau Bauer, warum essen Sie wenig Joghurt?

8. Der Professor schreibt mehrere Bücher über Kunst.
9. Die Lehrerin liest einige Romane von Jane Austen.

Ex. E: Auf Deutsch! Übersetzen Sie ins Deutsche!

nach der Schule—after school

1. Many students drink a lot of coffee.
2. Other students drink too little water.
3. Many mountains are in the west.
4. Some mountains are in the east.
5. Marianne buys too much pasta.
6. My brother eats little meat, but I eat a lot of meat.
7. Mrs. Piepke, do you have other children?
8. Few teenagers work after school.
9. Several tourists like to hike in Germany.

Ex. F: Was gibt es bei Ihnen? Using the landscape words at the beginning of Chapter 3, describe your hometown or state? What is there a lot of or little of?

Beispiel: *Es gibt viele Autos. Es gibt wenige Bäume. Es gibt viele Seen...usw.*

Sesamstraße: Watch the video to see Grobi (Grover) explain the difference between viel und wenig to Krümelmonster (Cookie Monster.)



One or more interactive elements has been excluded from this version of the text. You can view them online here: <https://una.pressbooks.pub/gr101/?p=593#oembed-3>

29. Section 3-5

3.5: Modal Verbs

In English, we often combine two verbs together in one sentence.

I **can speak** German.

I **want to visit** my grandfather.

I **should do** my homework.

In German, we call such verbs as “can,” “want to,” and “should”

modal verbs.

Ich **kann** Deutsch **sprechen**.

Ich **will** meinen Großvater **besuchen**.


Ich **soll** meine Hausaufgaben **machen**.

SOMETHING TO NOTE: In German, the last verb gets kicked to the end of the sentence and is NOT conjugated.

Make a verb sandwich. The bread is like your two verbs. Put any direct objects and time expressions in between them.



“A Great Sandwich” by jamesjyu is marked with CC BY-NC-SA 2.0.



Subject/Verb 1/Everything Else/Verb 2

Whenever German has two verbs in the same sentence, the second one will ALWAYS go at the end of the sentence. You also did this in Chapter 2 when learning about the future tense, which used the helping verb *werden* + infinitive.

Ich **werde** nächsten Sommer nach Europa **reisen**.

Modal verbs function the exact same way. Another good thing is that most of them at least begin with the same letter in English or sound similar.

Modal verb	English definition
können	can, to be able to
müssen	must, to have to
mögen	to like (to)
sollen	should, supposed to
wollen	want (to)
dürfen	may, to be allowed to
möchten	would like (to)

All of the modal verbs are irregular, which means their conjugations must be memorized.

BUT they all have a pattern!

können—can, to be able to

THIS SIDE IS IRREGULAR	THIS SIDE IS NORMAL
ich kann (no ending!!!)	wir können
du kannst	ihr könnt
er/sie/es kann (no ending!!!)	sie/Sie können

PATTERNS:

- The left side of the conjugation will always be irregular, BUT it will end up looking or sounding more like English.
- The right side of the conjugation will be regular, just like any other regular verb.
- “Ich” and “er/sie/es” will always mirror each other and have the same conjugation with no ending.
- The left side usually has no umlaut and changes the vowel completely.

If you can keep these patterns in mind, you will learn the modal verbs very quickly!

Watch Learn German’s video to see the verb *können* being retaught.



One or more interactive elements has been excluded from this version of the text. You can view them online

here: <https://una.pressbooks.pub/gr101/?p=596#oembed-1>



This comic was created at www.MakeBeliefsComix.com. Go there and make one now!

Ex. A: Was kannst du machen? Using the verbs below, make some sentences using the verb *können* about what you can and cannot do. Then move on to your family members and friends. Don't forget that the second verb must be at the end of the sentence.

Beispiel: kochen

- Ich kann sehr gut kochen.
- Mein Freund kann nicht kochen.
- Meine Tante und mein Onkel können gut kochen.

Common mistake:
 Students often want to conjugate both verbs in the sentence. The only verb that should be conjugated here is the modal verb, aka the first verb. The second one will be in the infinitive form, aka the unconjugated form.

- kochen
- tanzen
- singen
- malen

- schreiben
- Basketball spielen
- joggen
- Deutsch sprechen
- fahren
- schlafen

Omission of the infinitive:

Sometimes, sentences with *können* leave out the second verb, especially if it can be easily figured out what the verb would be.

Kannst du Deutsch sprechen?

Kannst du Deutsch?

It looks like the second example would translate to “Can you German?”, but since German is a language, it is pretty obviously that the verb will have something to do with speaking. Therefore, we can leave the verb out. We often do this in English as well, though usually only when the verb is already known.

Can you come to the party?

Yes, I can. (Notice that we have no 2nd verb here!)



Ex. B: Können Sie Deutsch? Ask your classmates if they can speak the following languages. To practice both sides of the conjugation table, today you will use the Sie-form, treating your partner as a new acquaintance. If you do not speak the language, remember that you will negate it with *kein* to say that you speak no Italian, etc.

Beispiel: Italienisch

A: Können Sie Italienisch?

B: Ja, ich kann Italienisch.

ODER

B: Nein, ich kann kein Italienisch.

ODER

B: Ja, ich kann ein bisschen Italienisch.

A: Ich kann auch Italienisch.

ODER

A: Ich kann auch kein Italienisch.

- Englisch
- Französisch
- Russisch
- Spanisch
- Japanisch
- Deutsch
- Chinesisch
- Portugiesisch
- Schwedisch

Ex. C: Bericht. Using the results of ex. B, write a brief paragraph that sums up your partner's language abilities.

Ex. D: Ein neuer Job! You have just applied for a new job. Make a list of your capabilities to impress the new company so that you have a better chance to get the job.

1. Ich kann sehr gut Englisch (sprechen.)
2. Ich kann...
- 3.
- 4.
- 5.
- 6.

tippen—to type

7.

8.

Ex. E: Ein neuer Job, Teil 2. Using your answers to ex. D, ask your classmates if they have the same capabilities that you do. When you are finished, answer the question, “*Wer bekommt den Job?*”

Beispiel: #1 “Ich kann sehr gut Englisch.”

bekommen—to receive, get

A: Können Sie sehr gut Englisch?

B: Ja, ich kann sehr gut Englisch.

ODER

B: Nein, ich kann nicht Englisch.

Watch Easy German’s video to see lots of examples with *können*. At 2:20, the video moves on to the past tense, which we will not learn until a future chapter.



One or more interactive elements has been excluded from this version of the text. You can view them online here: <https://una.pressbooks.pub/gr101/?p=596#oembed-2>

Video. Click to watch me reteaching modal verbs.



One or more interactive elements has been excluded from this version of the text. You can view them online here: <https://una.pressbooks.pub/gr101/?p=596#oembed-3>

Use the modal verb *müssen* to express that you must do something or that you have to do something. Note that the left side drops the umlaut, but it looks a lot like the English word “must.”

müssen—must, to have to

THIS SIDE IS IRREGULAR	THIS SIDE IS NORMAL
ich muss (no ending!!!)	wir müssen
du musst	ihr müsst
er/sie/es muss (no ending!!!)	sie/Sie müssen

COMMON MISTAKE: Students often forget that English sometimes has more than one way to express one idea. For example, the sentence below could be translated two ways.

Ich **muss** Hausaufgaben machen.

(I **must** do homework.)

OR

(I **have to** do homework.)

It's not always a good idea to translate word for word. Feel free to rephrase the sentence in a similar English meaning before expressing in German.

Just as with *können*, the final infinitive can be omitted if it is very obvious based on context.

Wir **müssen** morgen nach Japan [fliegen/reisen/segeln.]

(We must [fly/travel/sail] to Japan tomorrow.)

Watch Learn German's video to see the verb *müssen* being retaught with lots of examples.



One or more interactive elements has been excluded from this version of the text. You can view them online

here: <https://una.pressbooks.pub/gr101/?p=596#oembed-4>

Watch Anja's video to see more examples and practice exercises.

—



One or more interactive elements has been excluded from this version of the text. You can view them online

here: <https://una.pressbooks.pub/gr101/?p=596#oembed-5>



This comic was created at www.MakeBeliefsComix.com. Go there and make one now!

Ex. F: Was müssen Sie heute machen?

Ich muss heute _____. Ich muss morgen _____.

Ex. G: Eine Einladung ablehnen. You have been invited to a party but don't want to go. Give some generic excuses about what you have to do instead.

Ich kann leider nicht kommen. Ich muss _____.

Ex. H: Wer muss was machen? Take a survey of your classmates to find out who must do what during the next few days. Use the following questions, or come up with some of your own.

- Was müssen Sie heute machen?
- Was müssen Sie morgen machen?
- Was müssen Sie am Wochenende machen?
- Was müssen Sie nächste Woche machen?
- Was müssen Sie im Sommer machen?

Now write a brief paragraph about your classmates' plans.

Watch Easy German's video for more examples of *müssen*. After 1:10, the video goes to past tense forms, which you will not learn until a future chapter.



One or more interactive elements has been excluded from this version of the text. You can view them online here: <https://una.pressbooks.pub/gr101/?p=596#oembed-6>

Ex. I: Nicos Weg. Episode 25: So wohne ich. Watch episode 25 and do the online activities. You will hear the modal verbs *können* and *müssen*. You will also review definite and indefinite articles, the accusative case, and plurals.

die Wohngemeinschaft (WG)—
shared apartment
die Wohnung—apartment
die Heizung—heater
die Jugendherberge—youth hostel
wie—like, how
übernachten—to spend the night

<https://learngerman.dw.com/en/so-wohne-ich/1-37425145>

To say that you want to do something, use the modal verb *wollen*.

wollen—to want to

THIS SIDE IS IRREGULAR	THIS SIDE IS NORMAL
ich will (no ending!!!)	wir wollen
du willst	ihr wollt
er/sie/es will (no ending!!!)	sie/Sie wollen

COMMON MISTAKE: Although this verb looks like the English verb “will,” it means “to want to.” You learned “will,” aka future tense, in Chapter 2.

- Ich will nach Deutschland reisen. (I want to travel to Germany.)
- Ich werde nach Deutschland reisen. (I will travel to Germany.)

How to propose to someone in Germany:

If you want to make a marriage proposal in German, you will use the modal verb *wollen*.

“*Willst du mich heiraten?*” (“Do you want to marry me?”)

Compare with English, “WILL you marry me?” (No wanting here, just pure intention.)



This comic was created at www.MakeBeliefsComix.com. Go there and make one now!

Watch Learn German’s video to see the verb *wollen* with lots of examples.



One or more interactive elements has been excluded from this version of the text. You can view them online

here: <https://una.pressbooks.pub/gr101/?p=596#oembed-7>

Watch Anja's video to see her reteaching this and to see lots of examples.



One or more interactive elements has been excluded from this version of the text. You can view them online

here: <https://una.pressbooks.pub/gr101/?p=596#oembed-8>

Ex. J: Was wollen Sie zum Geburtstag? What do you want for your birthday? What about your friends and family? Write a complete sentence for each person. Don't forget that any direct objects, i.e. the thing being wanted, must be in the accusative case. Tired of birthdays? Change it up and say what people want for Christmas—zu *Weihnachten*.

Beispiel: Eltern

→Meine Eltern wollen ein Auto zum Geburtstag.

1. ich
2. Bruder
3. du
4. Mutter
5. Großeltern
6. Nachbarn (neighbors)
7. Freund/Freundin
8. Hund/Katze
9. ihr

Ex. K: Was wollen Sie machen, und was müssen Sie machen? Sprechen Sie mit einem Partner darüber. Unten sind einige Vorschläge, aber Sie können antworten, wie Sie wollen!

A: Ich will _____, aber ich muss _____.

B: Ich auch. Ich muss auch _____.

ODER

B: Ja, ich will auch _____.

- Hausaufgaben machen
- schwimmen gehen
- Videospiele spielen
- Schokolade essen
- gesund essen
- den ganzen Tag schlafen
- eine Reise nach _____ machen
- in Deutschland studieren
- arbeiten
- einen Job finden
- mehr Gemüse essen

Ex. L: Was wollen Sie machen? You are a newspaper reporter taking a survey. Ask your classmates whether they and their families want to do the following things.

der Mitbewohner/die Mitbewohnerin—roommate

Beispiel: Sie

A: Wollen Sie in Europa arbeiten?

B: Ja, ich will in Europa arbeiten.

ODER

B: Nein, ich will nicht in Europa arbeiten.

(Reminder! If you are negating the word *ein*, you will do so by making it *kein*. Otherwise, use *nicht*.)

1. Ihr Mitbewohner/Ihre Mitbewohnerin

in Europa arbeiten
 ein neues Auto kaufen
 in Asien wohnen
 eine Fremdsprache lernen
 viel Fleisch essen
 draußen spielen
 einen Roman schreiben
 die Zeitung von gestern lesen
 viel Geld verdienen
 einen neuen Job finden
 fit und gesund werden

2. Ihre Großeltern
3. Ihr Vater
4. Ihre Geschwister
5. Ihr Kind
6. Ihre Freunde
7. Ihr Hund/Ihre Katze

Ex. M: Verbkonjugationen. Fill in the blanks with the correct form of each verb in parenthesis.

1. Ich _____ eine Pause machen. (wollen)
2. Frau Schmidt, Sie _____ nach Hause gehen! (müssen)
3. Du _____ Deutsch?!!! Das ist toll! (können)
4. Unsere Freundin _____ in die Chemiestunde gehen.
(müssen)
5. Ihr _____ im Winter nach Alaska reisen? Seid ihr

wahnsinnig?! (wollen)

6. Einige Studenten _____ eine Fremdsprache. (können)
7. Ach, ich habe so viele Hausaufgaben, und ich _____ sie nicht machen. (wollen)
8. Du und dein Bruder _____ uns unbedingt besuchen. Wir haben ein neues Haus! (müssen)
9. Unser Professor _____ leider kein Englisch! (können)

Click to listen to a cheesy 1982 hit by Stephan that uses the modal verb *wollen*: *Wir wollen tanzen gehen*.



One or more interactive elements has been excluded from this version of the text. You can view them online here: <https://una.pressbooks.pub/gr101/?p=596#oembed-9>

Click to listen to another cheesy hit by Das Modul from 1998 that uses the modal verb *wollen*: *Ich will*.



One or more interactive elements has been excluded from this version of the text. You can view them online here: <https://una.pressbooks.pub/gr101/?p=596#oembed-10>

Songtext: <https://www.stlyrics.com/songs/d/dasmodul16496/ichwill450624.html>

Click to listen to *Das Gleiche*, a hit by Gasperlenspiel, (2011) that uses modal verbs *können* and *wollen*. You may hear a similar form of *können* that is *könnten* and means “could possibly.”



One or more interactive elements has been excluded from this version of the text. You can view them online here: <https://una.pressbooks.pub/gr101/?p=596#oembed-11>

Songtext: <https://genius.com/Glasperlenspiel-das-gleiche-lyrics>

To say that you should do something or are supposed to do something, use the modal verb *sollen*. This verb doesn't change the vowel at all, but it still leaves off the ending of the *ich* and the *er/sie/es* form. As always with modal verbs, make sure that the infinitive goes at the end of the sentence.

sollen—should, supposed to

THIS SIDE IS IRREGULAR	THIS SIDE IS NORMAL
ich soll (no ending!!!)	wir sollen
du sollst	ihr sollt
er/sie/es soll (no ending!!!)	sie/Sie sollen

Du **sollst** deine Großeltern besuchen.

(You are supposed to/should visit your grandparents.)

Ihr **sollt** nicht so viele Süßigkeiten essen.

(Y'all/you guys shouldn't eat so many sweets.)

Watch Learn German's video to see more examples.



One or more interactive elements has been excluded from this version of the text. You can view them online here: <https://una.pressbooks.pub/gr101/?p=596#oembed-12>



Ex. N: Was sollen diese Leute machen? What should the following people do in order to solve their problems. Answer using the modal verb *sollen*. Give as many suggestions as possible.

Beispiel: Marina braucht Geld.

→ Sie **soll** arbeiten. Sie **soll** einen Job finden...usw.

1. Stephan hat eine schlechte Note in Mathe.
2. Viele Leute sind ungesund und nicht fit.
3. Helga kann kein Englisch.
4. Monika und Anne haben eine Frage.
5. Es ist kalt, und Tina trägt ein T-shirt und eine kurze Hose.
6. Ich bin müde.

Ex. O: Die zehn Gebote für Studenten. Was sollen Studenten an Ihrer Uni machen oder nicht machen? Schreiben Sie „die 10 Gebote für Studenten.“

1. Man soll (nicht) bei Chick-fil-a essen.
2. Man soll...usw.
- 3.
- 4.
- 5.
- 6.
- 7.
- 8.
- 9.

Deutsche Musik. Listen to Santiano's song, *Ihr sollt nicht trauern*, to hear examples of the modal verb *sollen* as well as *ihr*-imperative.



One or more interactive elements has been excluded from this version of the text. You can view them online

here: <https://una.pressbooks.pub/gr101/?p=596#oembed-13>

Liedertext: <https://www.songtexte.com/songtext/santiano/ihr-sollt-nicht-trauern-g3e79dc7.html>

You have already learned how to say that you like to do certain things by adding the word *gern* to any conjugated verb.

Ich **spiele gern** Videospiele und Golf.
(I like to play video games and golf.)

There is also a verb that means “to like” in German. Here it is below.

mögen—to like

THIS SIDE IS IRREGULAR	THIS SIDE IS NORMAL
ich mag (no ending!!!)	wir mögen
du magst	ihr mögt
er/sie/es mag (no ending!!!)	sie/Sie mögen

In the example above, we could have easily said it with *mögen* to have the same meaning.

Ich mag Videospiele und Golf spielen.

This is grammatically correct, HOWEVER, the verb *mögen* is mostly used to say that you like things or people, without an extra verb on the end.

A: **Magst** du Pizza mit Oliven?

B: Nein, ich **mag** keine Oliven.

A: Mein Bruder und meine Schwester **mögen** Pizza mit Thunfisch.

This is similar to other examples of modal verbs in which the final

infinitive is omitted. If we had used a final verb in the conversation above, it probably would have been *essen*, since that's what usually happens to pizza.

SUMMARY:

- Use *gern* + verb when you want to say that you like to DO something.
- Use *mögen* when you want to say that you like SOMETHING or SOMEONE. (Although if you forget and use a verb at the end, you will be understood!)



For some extra practice with modal verbs that omit the final infinitive, go to Germanzone.org's website and practice with this exercise, which will grade your answers.

- <https://www.germanzone.org/modal-verbs-without-infinitives-present-tense-4/>

Watch Anja's video to see a review of the verb *mögen* with lots of examples.



One or more interactive elements has been excluded from this version of the text. You can view them online here: <https://una.pressbooks.pub/gr101/?p=596#oembed-14>

Watch Easy German's video to see lots of real life examples with

mögen. At 2:11, the video goes on to past tense, which you will learn in a later chapter.



One or more interactive elements has been excluded from this version of the text. You can view them online

here: <https://una.pressbooks.pub/gr101/?p=596#oembed-15>

Ex. P: Wer mag was? You are planning a party and want to know who likes what. Make sentences with the modal verb *mögen*, using the cues below.

Beispiel: Werner/Obst (nein)

A: Mag Werner Obst?

B: Nein, er mag kein Obst.

1. die Kinder/Brokkoli (nein)
2. Brigitte und Sabine/Salat (ja)
3. du/Eis (?)
4. unsere Professorin/Brot (ja)
5. unsere Großeltern/Wassermelone (nein)
6. die Katze/Fisch (ja)
7. Ronja/Käse (nein)

Ex. Q: Gastfamilie. Sie sind Austauschstudent/Austauschstudentin und wohnen bei einer deutschen Familie. Erklären Sie, was sie gerne oder nicht gerne essen. Verwenden Sie das Modalverb „mögen.“

Beispiel: Ich mag Mineralwasser. Ich mag keinen Salat...usw.

To say that something is allowed or not allowed, you will use the modal verb *dürfen*.

dürfen—may, to be allowed to

THIS SIDE IS IRREGULAR	THIS SIDE IS NORMAL
ich darf (no ending!!!)	wir dürfen
du darfst	ihr dürft
er/sie/es darf (no ending!!!)	sie/Sie dürfen

Like a lot of other modal verbs, *dürfen* changes the vowel in the left side of the conjugation but remains normal during the right side.

COMMON MISTAKE: Students often forget that *dürfen* can be translated to mean both “may” and “allowed to.”

Wir **dürfen** hier fahren.

(We’re **allowed to** drive here.)

(We **may** drive here.)

The indefinite pronoun *man* (you, one, they, people) is often seen together with this verb. It will be conjugated the same as *er/sie/es*.

Darf man hier rauchen?

(**May** one smoke here?)

(**Are** people **allowed to** smoke here?)



This comic was created at www.MakeBeliefsComix.com. Go there and make one now!

Watch Anja’s video to see her reteaching the verb *dürfen*.



One or more interactive elements has been excluded from this version of the text. You can view them online

here: <https://una.pressbooks.pub/gr101/?p=596#oembed-16>

Watch Easy German’s video to see lots of examples with *dürfen*.



One or more interactive elements has been excluded from this version of the text. You can view them online here: <https://una.pressbooks.pub/gr101/?p=596#oembed-17>

Ex. R: Was darf man hier (nicht) machen?

Man darf hier _____. Man darf nicht _____.

- schlafen
- rauchen
- Skateboard fahren
- essen
- trinken
- sprechen
- lernen

Ex. S: Was dürfen Kinder?

Beispiel: Was dürfen Kinder nicht trinken?

→Kinder dürfen kein Bier trinken.

1. Was dürfen Kinder alleine machen?
2. Was dürfen Kinder nicht alleine machen?
3. Was dürfen Kinder nicht essen?
4. Was dürfen Kinder nicht trinken?
5. Was dürfen Kinder lesen?
6. Welche Fernsehprogramme dürfen Kinder gucken?
7. Welche Fernsehprogramme dürfen Kinder nicht gucken?

das Fernsehprogramm—TV program
gucken—to watch

This last modal verb, *möchten*, is actually not a modal verb, but we

often pass it off as one because it acts just like one and it is very practical when ordering food in a restaurant.

möchten—would like

THIS SIDE IS (slightly) IRREGULAR	THIS SIDE IS NORMAL
ich möchte	wir möchten
du möchtest	ihr möchtet
er/sie/es möchte	sie/Sie möchten

NOTE: There is an ending on *ich* and *er/sie/es*. This verb is completely regular except for the fact that *er/sie/es* does not end in *-t*.

Look at the following exchange.

A: Guten Tag. Was möchten Sie trinken?

B: Ich möchte ein Glas Wasser.

A: Und was möchten Sie essen?

B: Ich möchte das Schnitzel mit Pommes.

Ordering in a restaurant is as easy as filling in the blanks of the sentence, “*Ich möchte _____*.”

- QUESTION: Can't I just use *wollen* to order my food? As in, “*Ich will eine Pizza*“?
- ANSWER: Well, yes, there's nothing grammatically wrong with that, but it's a lot more polite to say, “I would like a pizza,” than “I want a pizza.”

As for omitting the final verb, it can go either way. If it is implied, feel free to leave it out. If not, put it at the end of the sentence.



This comic was created at www.MakeBeliefsComix.com. Go there and make one now!

Watch Learn German's video to see the verb *möchten* being retaught.



One or more interactive elements has been excluded from this version of the text. You can view them online

here: <https://una.pressbooks.pub/gr101/?p=596#oembed-18>

Ex. T: Die Zukunft. Was möchten Sie in 10 Jahren machen? In 20 Jahren?

1. Was möchten Sie im Sommer machen?
2. Was möchten Sie im Herbst machen?
3. Was möchten Sie nächstes Jahr machen?
4. Was möchten Sie in 5 Jahren machen?
5. Was möchten Sie in 10 Jahren machen?
6. Was möchten Sie in 20 Jahren machen?
7. Wohin möchten Sie im Frühling reisen?
8. Wo möchten Sie in 15 Jahren leben?
9. Wo möchten Sie in 10 Jahren arbeiten?

Ex. U: Rollenspiel im Restaurant.

- One student plays the role of the waiter. Another plays the role of the customer.
- Waiter: Ask the customer what he would like to eat and drink. (Hint: *möchten* = would like)
- Customer: Order your food and drink. (Hint: use "*möchten*". Then ask at least 2 questions pertaining to food. (Hint: "Do you have...? Is the Pizza tasty? Does the soup have onions?))
- Waiter: Answer your customer's questions.

Listen to Lina Maly's song, *Schön genug*, 2016, to hear the modal verbs *mögen*, *sollen*, *müssen*, and *wollen*.



One or more interactive elements has been excluded from this version of the text. You can view them online here: <https://una.pressbooks.pub/gr101/?p=596#oembed-19>

EXTRA PRACTICE: Go to Germanzone.org’s site to do extra practice with the modal verb *möchten*.

- <https://www.germanzone.org/the-verb-moechten/>

Watch Easy German’s video to see examples on the difference between *mögen*, *wollen*, and *möchten*.



One or more interactive elements has been excluded from this version of the text. You can view them online here: <https://una.pressbooks.pub/gr101/?p=596#oembed-20>

Watch Anja’s video to see an example of how to order your meal in a German restaurant, using the modal verb *möchten* or, alternatively, the expression “*hätte gern*.”



One or more interactive elements has been excluded from this version of the text. You can view them online here: <https://una.pressbooks.pub/gr101/?p=596#oembed-21>

Watch Easy German’s video to see a review of all modal verbs with real life examples.



One or more interactive elements has been excluded from this version of the text. You can view them online here: <https://una.pressbooks.pub/gr101/?p=596#oembed-22>

Watch Anja's video to see a review of all modal verbs with examples.



One or more interactive elements has been excluded from this version of the text. You can view them online here: <https://una.pressbooks.pub/gr101/?p=596#oembed-23>

EXTRA VIDEOS on ordering in a restaurant. The following videos give more examples on interacting in a restaurant setting.



One or more interactive elements has been excluded from this version of the text. You can view them online here: <https://una.pressbooks.pub/gr101/?p=596#oembed-24>



One or more interactive elements has been excluded from this version of the text. You can view them online here: <https://una.pressbooks.pub/gr101/?p=596#oembed-25>



One or more interactive elements has been excluded from this version of the text. You can view them online

here: <https://una.pressbooks.pub/gr101/?p=596#oembed-26>

Ex. V: Verbkonjugationen. Fill in the blank with the correct form of each modal verb in parenthesis.

1. Wir _____ unsere Hausaufgaben machen. (sollen)
2. Du _____ nicht so lange schlafen! (sollen)
3. Ich _____ Deutsch sprechen! (können)
4. Ihr _____ Trompete spielen? Voll cool! (können)
5. Stephan _____ eine Cola und zwei Hamburger. (möchten)
6. Was _____ Sie essen? (möchten)
7. _____ du Pizza mit Oliven? (mögen)
8. Viele Leute _____ Sushi. (mögen)
9. Hier _____ man nicht rauchen. (dürfen)
10. Die Kinder _____ an Halloween viel Schokolade essen! (dürfen)
11. Was _____ du am Wochenende machen? (wollen)
12. Ihr _____ lange schlafen. (wollen)
13. Die Studentin _____ Biologie und Mathe lernen. (müssen)
14. Wir _____ nach Hause fahren. (müssen)

Ex. W: Liste. Lesen Sie die Liste. Warum soll man Deutsch lernen? Was kann man mit Deutsch machen? Übersetzen Sie ins Englische!

1. Man kann besser kommunizieren. 100 Millionen Menschen

dadurch—through that
die Möglichkeit—possibility

- sprechen Deutsch in Europa.
2. Man kann in Deutschland arbeiten. (Und in Österreich, in der Schweiz und in Luxemburg.)
 3. Man kann besser reisen! Die Deutschen reisen gern. Spanien ist ihr Lieblingsreiseziel.
 4. Man kann in Deutschland studieren.
 5. Man kann mehr lernen. Viele Internetseiten und Bücher sind auf Deutsch.
 6. Man kann andere Kulturen besser kennenlernen. Dadurch versteht man die eigene Kultur besser.
 7. Man kann in Osteuropa reisen. Viele Osteuropäer verstehen Deutsch.
 8. Man kann die originale Version der Klassiker lesen—Beethoven, Goethe, Kafka, Kant...usw.
 9. Es gibt Geld! Man kann kostenlos studieren. DaaD und andere Organisationen haben Geld für Studenten, die in Deutschland studieren möchten.
 10. Man hat mehr Möglichkeiten, einen guten Job zu finden.

Watch Grobi (Grover) and (Krümelmonster) from German Sesamstrasse. You will hear several modal verbs and adjectives that you have already learned.



One or more interactive elements has been excluded from this version of the text. You can view them online here: <https://una.pressbooks.pub/gr101/?p=596#oembed-27>

Ex. X: Übersetzen Sie ins Deutsche!

1. You're not allowed to eat here.
2. She can speak fluent German.
3. I'd like to travel around the world.
4. What would you like to drink?
5. Unfortunately, I can't come.
6. The children should do their homework now.
7. His sister has to work on Monday.
8. May I ask where you live?
9. Do you guys like pizza without cheese?

fließend—fluent
 leider—unfortunately
 jetzt—now

EXTRA PRACTICE: Go to Germanzone.org's site to do lots of extra practice with modal verbs. As always, the site will grade your answers.

- <https://www.germanzone.org/modal-verbs-present-tense-1/>
- <https://www.germanzone.org/modal-verbs-present-tense-2/>
- <https://www.germanzone.org/modal-verbs-present-tense-3-verkehrsschilder/>
- <https://www.germanzone.org/modal-verbs-present-tense-5/>

Ex. Y: Artikel. Lesen Sie den Artikel über Tourismus in Deutschland und beantworten Sie die Fragen in ganzen Sätzen.

Jedes Jahr reisen viele Touristen nach Deutschland. Es gibt viele Sehenswürdigkeiten—Flüsse, Berge, Seen und natürlich viele alte Schlösser.

die Sehenswürdigkeit—tourist feature
 eigen—own
 Bratwurst—sausage
 Kölsch—beer from Köln
 das Gericht—dish
 das Schloss—castle
 eher—more likely to be
 die deutsche Küche—German cuisine

Man kann in Deutschland sehr billig reisen. Es gibt überall Züge und Busse, und man kann auch zu Fuß gehen. Deutsche Städte

haben viele Fußgängerzonen. Hier dürfen keine Autos fahren. Man kann ohne Probleme durch die Stadt spazieren.

Es gibt auch viele leckere Restaurants und Cafes, wo man deutsche Spezialitäten probieren kann. Jede deutsche Stadt hat seine eigene Spezialität. In Aachen, zum Beispiel, findet man Printen. In Nürnberg ist Wurst sehr beliebt—die nürnberger Rostbratwurst. Sogar Bier kann eine Spezialität sein; in Köln trinkt man Kölsch. Für Vegetarier gibt es auch viel zu probieren; ungefähr acht Millionen Deutsche essen kein Fleisch. Viele Restaurants haben vegetarische Gerichte.

Man soll die vielen alten Schlösser nicht vergessen! Einige, wie Neuschwanstein in Bayern, sind nicht so alt. Andere stammen aus dem Mittelalter. Oft sieht man in Deutschland moderne Häuser und alte Gebäude nebeneinander. In Deutschland sieht man neue Technologie und alte Kultur jeden Tag.

1. Beschreiben Sie die Landschaft in Deutschland.
2. Wie kann man in Deutschland reisen?
3. Was ist eine Fußgängerzone? Was kann man dort finden? Was kann man nicht finden?
4. Meinen Sie, die deutsche Küche ist auch eine „Sehenswürdigkeit“? Warum oder warum nicht?
5. Wie viele Vegetarier gibt es in Deutschland?
6. Was und wo ist Neuschwanstein?
7. Beschreiben Sie eine typische deutsche Stadt. Ist sie eher modern oder altmodisch? Warum?
8. Was möchten Sie in Deutschland sehen?

Video. Watch Easy German's video about cats. You will hear several modal verbs that you have learned in this chapter.



One or more interactive elements has been excluded

from this version of the text. You can view them online
here: <https://una.pressbooks.pub/gr101/?p=596#oembed-28>

30. Section 3-6

3.6: Wissen vs. kennen

In chapter 2, you learned the verb *kennen*, to know or to be familiar with. We use this verb to talk about knowing people or being familiar with a film, city, or movie.

A: **Kennst** du meinen Mitbewohner?

B: Nein, ich **kenne** ihn nicht.

A: Aber du **kennst** den Film *Goodbye Lenin*, oder?

B: Ja, natürlich **kenne** ich ihn!

A: Mein Mitbewohner war in einer Szene im Film.

This conversation was about knowing a person and being familiar with a film. Therefore, we can use the verb *kennen* here.

In German, there are two verbs that mean “to know.” The second of these, *wissen*, is used to talk about knowing facts.

Wir **wissen** die Antwort.

Ihr **wisst**, wo wir wohnen.

Wissen Sie, wann der Film beginnt?

Knowing the answer or where someone lives or when a film begins are all facts. Therefore, we use *wissen* instead of *kennen*.

Wissen is also slightly irregular and has the exact same pattern as modal verbs; the left side of the conjugation is irregular, but the right-hand side is completely normal.

wissen—to know (a fact)

THIS SIDE IS IRREGULAR	THIS SIDE IS NORMAL
ich weiß (no ending!!!)	wir wissen
du weißt	ihr wisst
er/sie/es weiß (no ending!!!)	sie/Sie wissen

If you can remember the pattern of the modal verbs, it will be easier to learn the conjugation of *wissen*.

THE GOOD NEWS—this is the last irregular verb in present tense in the German language! From here on out, they are all regular.

Beispiele: wissen (fact) oder kennen (familiar with)?

A: Kennst du meine Schwester?

(Knowing a person, being familiar with person)

B: Ja, ich kenne sie schon lange.

(Knowing a person, being familiar with person)

A: Sie wohnt in Stuttgart. Kennst du die Stadt?

(Being familiar with city)

B: Nein, nicht so gut, aber ich weiß, wo Stuttgart liegt.

(Knowing where the city lies, is a fact.)

A: Ich weiß, sie vermisst dich. Du sollst sie irgendwann mal besuchen.

(Knowing that she misses the person is a fact.)

B: Ich weiß ihre Adresse nicht.

(Knowing an address is a fact.)

HINT: If the sentence has a comma and what looks like another sentence after it, it's probably "wissen." i.e. *Sie wissen, was die Kinder machen.*

SUMMARY:

- kennen = to know (a person); to be familiar with (a city, a book, a film, etc.)
- wissen = to know a fact (conjugated like a modal verb)



This comic was created at www.MakeBeliefsComix.com. Go there and make one now!

Click to see me reteaching *wissen* vs. *kennen*.





One or more interactive elements has been excluded from this version of the text. You can view them online here: <https://una.pressbooks.pub/gr101/?p=598#oembed-1>

Watch YourGermanTeacher’s short video to see another recap:



One or more interactive elements has been excluded from this version of the text. You can view them online here: <https://una.pressbooks.pub/gr101/?p=598#oembed-2>

Watch German Online Gym’s video to see a detailed explanation of *wissen*. The second video goes into detail on *kennen*.



One or more interactive elements has been excluded from this version of the text. You can view them online here: <https://una.pressbooks.pub/gr101/?p=598#oembed-3>



One or more interactive elements has been excluded from this version of the text. You can view them online here: <https://una.pressbooks.pub/gr101/?p=598#oembed-4>

Watch Easy German’s video to see lots of examples with *wissen*, aka knowing facts.



One or more interactive elements has been excluded from this version of the text. You can view them online

here: <https://una.pressbooks.pub/gr101/?p=598#oembed-5>

Ex. A: Wissen oder kennen? Fill in the blanks with the correctly conjugated verb.

1. Er _____ unseren Großvater.
2. _____ du, wo das Hotel ist?
3. _____ du die neue Professorin?
4. Wir _____ Berlin sehr gut.
5. Sie (singular) _____ die Antwort.
6. Ich _____, wo du wohnst.
7. Das Kind _____ seinen Hund.
8. Ihr _____ nicht, wann die Studenten kommen, oder?
9. Frau Schmidt, _____ Sie mich?
10. Wir _____ die Englischprofessorin.
11. Ich _____, wo du wohnst.
12. Er _____, was du isst.
13. Alle hier _____, Deutsch macht Spaß.
14. Meine Freundin _____ Schweden sehr gut.
15. _____ du den Mann dort drüben? Nein, ich _____ ihn nicht.
16. Wir _____, wer Angela Merkel ist.
17. A: _____ du meinen Bruder? B: Nein, ich _____ ihn nicht.
18. A: Ich _____ Harrison Ford. B: Ich _____ ihn nicht, aber ich _____, wer er ist.
19. _____ Sie, wo ein gutes Restaurant ist?
20. Wir wohnen schon 6 Jahre in Berlin. Wir _____ Berlin sehr gut.
21. A: Frau Schmidt, _____ Sie Herr der Ringe? B: Ja, ich

- _____ das Buch.
22. Das Kind _____ seine Adresse nicht.

Ex. B: Übersetzen Sie ins Deutsche!

1. I don't know where you live.
2. We know his grandparents.
3. Do you know when the movie begins?
4. I know, it begins tomorrow, but I don't know when.
5. Are you familiar with Canada?
6. Do you know Beyonce?
7. I don't know her personally, but I know who she is.
8. Who knows the answer?
9. A: You're not healthy. B: Yes, I know (it).

persönlich—personally

EXTRA PRACTICE: For extra practice conjugating wissen, go to Germanzone.org's site and do the exercise. The website will grade your answers.

- <https://www.germanzone.org/verb-wissen-1/>
- <https://www.germanzone.org/verb-wissen-2/>

Listen to Nena's hit song, *Du kennst die Liebe nicht*, (1985), to hear examples with the verb *kennen*.



One or more interactive elements has been excluded from this version of the text. You can view them online here: <https://una.pressbooks.pub/gr101/?p=598#oembed-6>

Songtext: <https://genius.com/Nena-du-kennst-die-liebe-nicht-lyrics>

Ex. C: Nicos Weg. Episode 26: Meine Wohnung. Watch the video

and do the online activities associated with it. You will learn vocabulary for rooms of the house and how to describe your own house.

die Küche—kitchen
 das Wohnzimmer—living room
 das Badezimmer—bathroom
 das Bad—bathroom
 die Toilette—toilet
 das Schlafzimmer—bedroom
 der Keller—basement
 der Flur—hallway

gemütlich—comfortable
 hell—light
 dunkel—dark
 ruhig—quiet
 lang—long
 im Stadtzentrum—in the center of the city
 laut—loud

<https://learngerman.dw.com/en/meine-wohnung/1-37425763>



Create your own at Storyboard That



Create your own at Storyboard That



Ex. D: Alles über Ihr Haus! Beantworten Sie die Fragen in ganzen Sätzen.

1. Haben Sie ein Haus oder eine Wohnung?
2. Wie viele Zimmer hat Ihr Haus oder Ihre Wohnung?
3. Wohnen Sie in der Stadt oder auf dem Land?
4. Haben Sie einen Balkon?
5. Haben Sie einen Flur?

6. Wie viele Badezimmer haben Sie?
7. Welche Zimmer gibt es in Ihrem Haus oder in Ihrer Wohnung?
8. Beschreiben Sie Ihr Schlafzimmer. Die Küche. Das Wohnzimmer. Das Bad. Den Keller.

Ex. E: Beschreiben Sie Ihr Haus oder Ihre Wohnung! Schreiben Sie einen kurzen Absatz über Ihr Haus oder Ihre Wohnung. Haben Sie Probleme? Benutzen Sie die Fragen in Übung D.

31. Section 3-7

3.7: Oral Proficiency Interview Practice:

Ex. 1: (Time goal 0:45-1:00)

You are interviewing for a job. Describe why you are right for the job, i.e. tell what you can do using modal verbs.

Ex. 2: (Time goal 0:45-1:00)

What are people allowed to do here at the university? What is not allowed? (Hint: Use *man* and the verb *dürfen*.)

Ex. 3: (Time goal 1:00-1:15)

You have been invited to a party but don't want to go. Say that you can't come, and make as many excuses as possible by telling your friend what you have to do and are supposed to do tonight instead, using as many modal verbs as possible.

Ex. 4: (Time goal 1:00-1:15)

You are in a restaurant. Place your order for a drink and food. Ask at least three questions.

Ex. 5: (Time goal 1:00-1:15)

You meet an incoming freshman who knows nothing about life at the university. Using the imperative, give him tips on what to do or not to do.

Ex. 6: (Time goal 1:00-1:15)

Beschreiben Sie Ihr Haus oder Ihre Wohnung! Welche Zimmer haben Sie? Erläutern Sie!

Ex. 7: (Time goal 0:45-1:00)

Welche Kurse haben Sie dieses Semester und um welche Uhrzeit? Welcher Kurs ist ihr Lieblingskurs und warum? Erläutern Sie!

Ex. 8: (Time goal 0:45-1:00)

Ihr Freund ist sehr ungesund und möchte fit und gesund werden. Geben Sie Ihm viele Ratschläge (pieces of advice) im Imperativ. Was soll er machen oder nicht machen, um gesund zu werden? Erläutern Sie!

Ex. 9: (Time goal 0:45-1:00)

Warum sollen Touristen Ihre Heimatstadt besuchen? Wo liegt ihre Heimatstadt? Beschreiben Sie die Landschaft (scenery). Welche Sehenswürdigkeiten gibt es? Welche Tiere gibt es? Was finden Sie schön oder nicht schön?

32. Chapter 3 - Glossary

Kapitel 3 Wortschatz

Nouns

der Fluss, -"e	river	die Terasse, -n	terrace
das Land, -"er	land, country	die Küche, -n	kitchen
das Meer, -e	sea	das Wohnzimmer, -	living room
die Stadt, -"e	city	das Badezimmer, -	bathroom
der Wald, -"er	forest, woods	das Bad, -"er	bathroom
der Berg, -e	mountains	die Toilette, -n	toilet
die Insel, -n	island	das Schlafzimmer, -	bedroom
der Hügel, -	hill	der Keller, -	basement
der See, -n	lake	der Flur, -e	hallway
die See	sea	die WG, -s	shared apartment
der Baum, -"e	tree	die Wohnung, -en	apartment
der Vorschlag, -"e	suggestion	die Heizung, -en	heater, heat
die Landschaft	landscape, scenery	der Aufzug, -"e	elevator
das Wörterbuch, -"er	dictionary	der Mitbewohner, -	roommate (m.)
der Hai, -e	shark	die Mitbewohnerin, -nen	
der Ordner, -	binder	das Gericht, -e	dish (of food)
das Gedicht, -e	poem	das Schloss, -"er	castle
die Kuh, -"e	cow		
das Pferd, -e	horse	die Ameise, -n	ant
die Führung, -en	tour	der Delphin, -e	dolphin
die Schlange, -n	snake	der Vogel, -"	bird
der Igel, -	hedgehog	der Zettel, -	scrap of paper

Verbs

wiederholen	to review, repeat	bekommen	to receive
liegen	to lie, be located	übernachten	to spend the night
besuchen	to visit	gucken	to watch (TV, film...)
warten	to wait	können	can, to be able to
besprechen	to discuss	müssen	must, to have to
verdienen	to earn	sollen	should, supposed to
bestellen	to order	wollen	to want (to)
übersetzen	to translate	dürfen	may, to be allowed to
benutzen	to use	möchten	would like (to)
belegen	to take (a course)	besitzen	to own
tippen	to type		

Adjectives/Adverbs

geöffnet	open, opened
geschlossen	closed
dies-	this
jed-	every
welch-	which
all-	all
altmodisch	old-fashioned
fließend	fluent
leider	unfortunately
jetzt	now
eigen	(one's) own
eher	more likely
persönlich	personally
wenig/wenige	little/few
andere	other
viel/viele	much/many
einige	some
mehrere	several

Giving Directions

geradeaus	straight ahead
links	left
rechts	right
nach links	(going) to the left
nach rechts	(going) to the right
in der Nähe	nearby
in diese Richtung	in this direction
auf der rechten Seite	on the right side
auf der linken Seite	on the left side
um die Ecke	around the corner
über die Ampel	across the traffic light
die Kreuzung	intersection
weit weg	far away
nah	close
im Norden	in the north
im Süden	in the south
im Westen	in the west
im Osten	in the east

Chapter I - Glossary

Kapitel 1 Wortschatz

Nouns:

die Tafel, -n	board	der Tisch, -e	table
die Uhr, -en	clock	der Stuhl, -"e	chair
die Maus, -"e	mouse	der Bleistift, -e	pencil
die Landkarte, -n	map	der Stift, -e	
die Professorin, -nen	professor (f.)	der Kugelschreiber, -	pen
die Lehrerin, -in	teacher (f.)	der Kuli, -s	
die Schülerin, -nen	student (not college)	der Rucksack, -"e	backpack
die Studentin, -nen	college student	der Computer, -	computer
die Wand, -"e	wall	der/das Laptop, -s	laptop
die Mutter, -"n	mother	der Radiergummi, -s	eraser
die Schwester, -n	sister	der Gummi, -s	
die Tante, -n	aunt	der Professor, -en	professor (m.)
die Großmutter, -"n	grandmother	der Student, -en	college student (m)
die Tochter, -"n	daughter	der Lehrer, -	teacher (m.)
die Stadt, -"e	city	der Schüler, -	student (not
die Katze, -n	cat	college)	
der Wischer, -	whiteboard eraser	der Filzstift, -e	marker
das Handy, -s	cell phone	der Vater, -"n	father
das Papier, -e	paper	der Bruder, -"n	brother
das Heft, -e	notebook	der Sohn, -"e	son
das Buch, -"er	book	der Großvater, -"n	grandfather
das Fenster, -	window	der Onkel, -	uncle
das Poster	poster	der Hund, -e	dog
die Tür, -en	door	das Kind, -er	child
		die Tasche, -n	bag, duffle bag

Verbs

heißen--to be called	kommen--to come	fotografieren--to take pictures
kochen--to cook	spazieren--to go for a walk	finden--to find
wander--to hike	sagen--to say	fliegen--to fly
arbeiten--to work	zeichnen--to draw, sketch	
fragen--to ask	hören--to hear, listen to	
tanzen--to dance	reisen--to travel	
schreiben--to write	joggen--to jog	
malen--to paint/color	wohnen--to live	
gehen--to go	lernen--to learn, study for a test	
spielen--to play	studieren--to go to college	
machen--to make, to do	singen--to sing	
bleiben--to stay, remain	schwimmen--to swim	

|

Adjectives

alt	old	fleißig	hardworking
laut	loud	freundlich	friendly
faul	lazy	arm	poor
groß	tall	einfach	easy, simple
gesund	healthy	schwierig	difficult, hard
jung	young	wichtig	important
klein	small	schlecht	bad
komisch	strange, odd	gut	good
krank	sick	wolkig	cloudy
langweilig	boring	sonnig	sonny
müde	tired	neblig	foggy
pünktlich	punctual	regnerisch	rainy
reich	rich	windig	windy
kalt	cold	warm	warm
heiß	hot	kühl	cool

Question Words

wie	how
wo	where
wer	who
wann	when
was	what
woher	from where
wohin	to where
warum	why

Other Expressions

ja—yes
nein—no
und—and
oder—or
aber—but
sehr—very

Chapter 1 - Extra Practice

EXTRA PRACTICE: Goethe Institut: *Erste Wege in Deutschland*

→ Folge 1 (Episode 1)—Im Bus (In the Bus)

- <https://www.goethe.de/prj/mwd/en/deu/miniserie/imbust.html>.

Click on the link to go to the video with interactive exercises. You should get a better understanding of how the bus system in Germany works, as well as some basic everyday phrases. The exercises may have some words in them that you don't understand, but a dictionary can help.

→ Deutsche Welle—Vocabulary Trainer

- <https://learngerman.dw.com/en/deutschtrainer/c-56705009>.

The following vocabulary lessons have content from this chapter and future chapters. Each exercise starts with a brief video and has interactive exercises for practicing vocabulary. If you want to do a lesson again, simply hit “reset” next to the exercise and try it as many times as you want.

→ DuoLingo—German

- <https://www.duolingo.com/learn>.

This site offers mostly vocabulary practice and translation exercises. You will need to set up an account (free). The vocabulary does not necessarily follow the exact order of this textbook, but it will definitely build up your vocabulary, which will help you later on. For example, the first exercises cover food, which we will do in Chapter 2.

→ Mondly—German

- <https://app.mondly.com/tutorial>.

Like DuoLingo, this site offers mostly vocabulary practice and translation exercises. However, it is organized around certain vocabulary themes that you can select at random. You will need to set up an account (free). Between exercises, the site will advertise programs that you can buy, but it will disappear if you click on the next activity.

Chapter 2 - Extra Practice

EXTRA PRACTICE:

Deutsche Welle–Vocabulary Trainer

<https://learngerman.dw.com/en/deutschtrainer/c-56705009>.

Each exercise starts with a brief video and has interactive exercises for practicing vocabulary.

For some of these exercises, the following words will be helpful:

- möchten—would like
- kann/können—can
- hätte gerne—would like

If you want to do a lesson again, simply hit “reset” next to the exercise and try it as many times as you want.

Lingua.com’s vocabulary trainer:

You can set this to train your active vocabulary and your passive vocabulary. Instant feedback!

<https://lingua.com/german/vocabulary/trainer/>.

Lingua.com’s dictation trainer:

Listen to several sentences read aloud—the first time at normal speed and the second time slowly. Then type in what you hear. This is a great way to connect what you hear with the written form. The computer checks your answers automatically.

<https://lingua.com/german/dictation/>.

Lingua.com’s listening practice:

Here you can listen to several readings and then answer questions about them. It may be challenging at first, but keep at it to develop awesome listening skills in German!

<https://lingua.com/german/listening/>.

Chapter 2 - Glossary

Nouns:

der Cousin, -s	cousin (m.)
die Cousine, -n	cousin (f.)
die Nichte, -n	niece
der Neffe, -n	nephew
der Schwager, -	brother-in-law
die Schwägerin, -nen	sister-in-law
der Enkel, -	grandson
die Enkelin, -nen	granddaughter
das Enkelkind, -er	grandchild
die Eltern (always pl.)	parents
die Geschwister (always pl.)	siblings
die Zeitung, -en	newspaper
der Roman, -e	novel
die Zeitschrift, -en	magazine
das Comicheft, -e	comic book
der Artikel, -	article
die Universität, -en	university
die Uni, -s	university
der See, -n	lake
der Baum, -"e	tree
die Bank, -en	bank
die Ecke, -n	corner
die Bibliothek, -en	library
die Welt	world
die Stadt, -"e	city

das Hemd, -en	man's shirt
das T-shirt, -s	t-shirt
der Handschuh, -e	gloves
der Hut, -"e	hat
die Jeans, -	jeans
die Hose, -n	pants
der Schuh, -e	shoe
die Socke, -n	sock
die Bluse, -n	blouse
der Pullover, -	pullover shirt
der Pulli, -s	pullover shirt
die Brille, -n	glasses
die Mütze, -n	cap
das Kleid, -er	dress
der Rock, -"e	skirt
der Anzug, -"e	suit
der Badeanzug, -e"	bathing suit
der Bikini, -s	bikini
die Jacke, -n	jacket
die kurze Hose	shorts
die Sandale, -n	sandal
der Badelatschen, -	flipflop
der Stiefel, -	boot
die Sonnenbrille, -n	sunglasses
der Stöckelschuh, -e	high heel

das Dorf, -er
das Kino, -s
die Post
der Supermarkt, -"e
die Sonne, -n

village
movie theater
post office
supermarket
sun

das Frühstück
das Mittagessen
das Abendessen
die Hausaufgaben

breakfast
lunch
supper
homework

Verbs

essen, e→i	to eat	tragen, a→ä	to wear
lesen, e→ie	to read	fahren, a→ä	to drive
nehmen, e→i	to take	laufen, a→ä	to run, walk fast
sehen, e→ie	to see	schlafen, a→ä	to sleep
sprechen, e→i	to speak	halten, a→ä	to halt, stop
geben, e→i	to give	kaufen	to buy
werden, e→i	to become	frühstücken	to eat breakfast
regnen	to rain		
schneien	to snow		
blitzen	to lightning		
stürmen	to storm		
scheinen	to shine		
suchen	to look for, search for		
trinken	to drink		
schmecken	to taste (good)		
verstehen	to understand		
brauchen	to need		
kennen	to know, be familiar with (a person)		

Prepositions and Other Expressions

durch	through
für	for
gegen	against
ohne	without
um	around; at (time)
bis	until
danke	thank you
bitte	please; you're welcome
denn	because; for

Adjectives

süß	sweet
sauer	sour
salzig	salty
lecker	tasty
vegetarisch	vegetarian
satt	full
(un)gesund	(un)healthy
vegan	vegan
ledig	single
verheiratet	married
verlobt	engaged
geschieden	divorced
kinderlos	childless
schön	pretty

Chapter 3 - Glossary

Kapitel 3 Wortschatz

Nouns

der Fluss, -"e	river	die Terasse, -n	terrace
das Land, -"er	land, country	die Küche, -n	kitchen
das Meer, -e	sea	das Wohnzimmer, -	living room
die Stadt, -"e	city	das Badezimmer, -	bathroom
der Wald, -"er	forest, woods	das Bad, -"er	bathroom
der Berg, -e	mountains	die Toilette, -n	toilet
die Insel, -n	island	das Schlafzimmer, -	bedroom
der Hügel, -	hill	der Keller, -	basement
der See, -n	lake	der Flur, -e	hallway
die See	sea	die WG, -s	shared apartment
der Baum, -"e	tree	die Wohnung, -en	apartment
der Vorschlag, -"e	suggestion	die Heizung, -en	heater, heat
die Landschaft	landscape, scenery	der Aufzug, -"e	elevator
das Wörterbuch, -"er	dictionary	der Mitbewohner, -	roommate (m.)
der Hai, -e	shark	die Mitbewohnerin, -nen	
der Ordner, -	binder	das Gericht, -e	dish (of food)
das Gedicht, -e	poem	das Schloss, -"er	castle
die Kuh, -"e	cow		
das Pferd, -e	horse	die Ameise, -n	ant
die Führung, -en	tour	der Delphin, -e	dolphin
die Schlange, -n	snake	der Vogel, -"	bird
der Igel, -	hedgehog	der Zettel, -	scrap of paper

Verbs

wiederholen	to review, repeat	bekommen	to receive
liegen	to lie, be located	übernachten	to spend the night
besuchen	to visit	gucken	to watch (TV, film...)
warten	to wait	können	can, to be able to
besprechen	to discuss	müssen	must, to have to
verdienen	to earn	sollen	should, supposed to
bestellen	to order	wollen	to want (to)
übersetzen	to translate	dürfen	may, to be allowed to
benutzen	to use	möchten	would like (to)
belegen	to take (a course)	besitzen	to own
tippen	to type		

Adjectives/Adverbs

geöffnet	open, opened
geschlossen	closed
dies-	this
jed-	every
welch-	which
all-	all
altmodisch	old-fashioned
fließend	fluent
leider	unfortunately
jetzt	now
eigen	(one's) own
eher	more likely
persönlich	personally
wenig/wenige	little/few
andere	other
viel/viele	much/many
einige	some
mehrere	several

Giving Directions

geradeaus	straight ahead
links	left
rechts	right
nach links	(going) to the left
nach rechts	(going) to the right
in der Nähe	nearby
in diese Richtung	in this direction
auf der rechten Seite	on the right side
auf der linken Seite	on the left side
um die Ecke	around the corner
über die Ampel	across the traffic light
die Kreuzung	intersection
weit weg	far away
nah	close
im Norden	in the north
im Süden	in the south
im Westen	in the west
im Osten	in the east

Dictionary

A

das Abendessen	supper
aber	but
ach	oh
acht	eight
achtzig	eighty
die Adresse, -n	address
all-	all
alle	everyone
alles	everything
das Alphabet	alphabet
als	as
alt	old
altmodisch	old-fashioned
am Semesteranfang	at the beginning of the semester
die Ameise, -n	ant
Amerika	America; the United States
andere	other
die Antwort, -en	answer
antworten	to answer
der Anzug, -"e	suit
der Apfel, -"e	apple
der Apfelsaft	apple juice
die Apotheke, -n	pharmacy
April	April
arbeiten	to work
arm	arm
der Artikel, -	article
Asien	Asia
athletisch	athletic
auch	also, too

auf der linken Seite	on the left side
auf der rechten Seite	on the right side
auf Wiedersehen	good-bye
der Aufzug, -"e	elevator
August	August
aus	from
der Ausflug, -"e	excursion, side trip
Australien	Australia
das Auto, -s	car, automobile
B	
das Baby, -s	baby
das Bad, -"er	bathroom
der Badeanzug, -"e	bathing suit
Badelatschen	flipflops
das Badezimmer, -	bathroom
bald	soon
die Banane, -n	banana
die Bank, -en	bank
Bar	cash
Baseball	baseball
Basketball	basketball
der Baum, -"e	tree
beginnen	to begin
bei	at (dat.)
bekommen	to receive, to get
belegen	to take a course
Belgien	Belgium
beliebt	popular, beloved
bellen	to bark
benutzen	to use
der Berg, -e	mountain
beschreiben	to describe
besitzen	to own, possess
besprechen	to discuss
bestellen	to order

besuchen	to visit
die Bibliothek, -en	library
das Bier	beer
der Bikini, -s	bikini
Biologie	biology
bis	until (acc.)
bis bald	see you later; "until soon"
bis später	see you later; "until later"
bitte	please, you're welcome
bitte schön	Here you go.
blau	blue
bleiben	to stay, remain
der Bleistift, -e	pencil
die Bluse, -n	blouse
die Bohne, -n	bean
Brasilien	Brazil
brauchen	to need
braun	brown
die Brille, -n	glasses
das Brillenetui, -s	glasses case
der Brokkoli	broccoli
das Brot, -e	bread
der Bruder, -"	brother
brüllen	to roar
das Buch, -"er	book
das Bundesland, -"er	federal state
bunt	many-colored
das Büro, -s	office
der Bus, -se	bus
C	
der Cent	cent
chaotisch	chaotic
Chemie	chemistry
China	China
clever	clever

das Comicheft, -e	comic book
der Computer, -	computer
cool	cool
der Cousin, -s	cousin
die Cousine, -n	cousin
D	
da	there
dabei	with you, with me, etc.
dadurch	through that, through it, etc.
Dänemark	Denmark
dein-	your
der Delphin, -e	dolphin
denken	to think
denn	because, for
denn	(flavoring particle that adds interest)
Deutsch	German
Deutschland	Germany
die Deutschstunde, -n	German class
das	the (neuter); that
Das stimmt.	That's right.
dein-	your (informal, singular)
der	the (masculine)
Dezember	December
dich	you (familiar, singular)
die	the (feminine)
Dienstag	Tuesday
dies-	this
dir	(to) you (informal, singular)
die Disco, -s	disco
doch	(flavoring particle, adds emphasis)
Donnerstag	Thursday
das Dorf, -"er	village
dort drüben	over there
draußen	outside
drei	three

dreißig	thirty
du	you (informal, singular)
dunkel	dark
durch	through (acc.)
dürfen	may, to be allowed to
E	
echt	real, really
die Ecke, -n	corner
egoistisch	egotistical
die Ehefrau, -en	wife
der Ehemann, -'er	husband
eher	more likely to be
das Ei, -er	egg
eigen	own
ein-	a, an
ein bisschen	a little
einfach	easy, simple
einige	some
einkaufen gehen	to go shopping
einladen	to invite
ein paar	a few, a couple
eins	one
das Eis	ice cream; ice
elegant	elegant
elf	eleven
die Eltern (pl.)	parents
die E-mail, -s	e-mail
die Energie	energy
eng	narrow
England	England
Englisch	English
der Enkel, -	grandson
das Enkelkind, -er	grandchild
die Enkelin, -nen	granddaughter
Entschuldigung	Excuse me.

er	he
die Erbse, -n	pea
die Erdbeere, -n	strawberry
das Essen	food
es	it
es gibt	there is, there are
essen, e→i	to eat
euch	you guys, y'all (informal, plural)
euer-	you guys', yall's (informal, plural)
der Euro	Euro (currency in European Union)
exzentrisch	excentric
F	
fahren, a→ä	to drive
das Fahrrad, -er	bicycle
die Familie, -n	family
fantastisch	fantastic
die Farbe, -n	color
fauchen	to hiss
faul	lazy
Februar	February
das Fenster, -	window
das Fernsehprogramm, -e	TV program
der Fernseher, -	TV, television
der Film, -e	movie, film
der Filzstift, -e	board marker
finden	to find; to have an opinion about
Finnland	Finland
der Fisch, -e	fish
fit	fit, in shape
das Fleisch	meat
fleißig	hard-working, industrious
flexibel	flexible
fliegen	to fly
fließend	fluent, fluently
Flöte	flute

der Flur, -e	hallway, corridor
der Fluss, -"e	river
folgend	following
fotografieren	to photograph, take pictures
die Frage, -n	question
fragen	to ask
Frankreich	France
Franz"osisch	French
die Frau, -en	woman; wife
die Frauentoilette, -n	women's restroom
frei	free
Freitag	Friday
die Fremdsprache, -n	foreign language
der Freund, -e	friend; boyfriend
die Freundin, -nen	friend; girlfriend
freundlich	friendly
Freut mich!	Nice to meet you!
die Fritten	fries
der Fr"uhling	spring
das Fr"uhst"uck	breakfast
die F"uhrung, -en	tour
f"unf	five
f"unfzig	fifty
funktionieren	to function, work properly
f"ur	for (acc.)
Fu"u"ball	soccer
die Fu"u"g"angerzone, -n	pedestrian zone
G	
ganz	completely, entirely
der Garten, -"	garden
die Gasse, -n	small street
der Gast, -"e	guest
das Geb"au"de, -	building
geben, e→i	to give
das Gebirge	mountain range

das Gedicht, -e	poem
gehen	to go (on foot), to walk
Geige	violin
gegen	against (acc.)
gelb	yellow
das Geld	money
das Gemüse	vegetables (always singular)
gemütlich	comfortable
genug	enough
geöffnet	open, opened
Geographie	geography
geradeaus	straight ahead
das Gericht, -e	dish (of food)
gern(e)	like to; gladly
das Geschenk, -e	present, gift
die Geschichte	history; story
geschieden	divorced
geschlossen	closed
die Geschwister (pl.)	siblings
gestern	yesterday
gesund	healthy
das Getränk, -e	drink
getrennt	separate
gewinnen	to win
Gitarre	guitar
das Glück	luck
glücklich	happy, lucky
Golf	golf
der Gottesdienst, -e	church service
grau	gray
Griechenland	Greece
Griechisch	Greek
groß	big, tall, large
die Großmutter, -"	grandmother
der Großvater, -"	grandfather

grün	green
gucken	to watch, look
der Gummi, -s	eraser
die Gurke, -n	cucumber
der Gürtel, -	belt
gut	good, well, fine
Guten Abend	good evening
Guten Morgen	good morning; hello
Gute Nacht	good night
Guten Tag	hello; good day
H	
haben	to have
das Hähnchen, -	chicken
der Hai, -e	shark
der Halbbruder, -"	half brother
die Halbschwester, -n	half sister
halb	half
hallo	hello
halten	to halt, to stop
der Hamburger, -	hamburger
der Handschuh, -e	glove
das Handy, -s	cell phone
die Haupttür, -en	main door
die Hintertür, -en	back door
das Haus, -"er	house
die Hausaufgabe, -n	homework
die Hausnummer, -n	house number; address number
das Heft, -e	notebook
heiraten	to marry, to get married
heiß	hot
heißen	to be called
heiter	clear
die Heizung	heat, heater
helfen, e→i	to help
hell	light

das Hemd, -en	button-up man's shirt
der Herbst	fall, autumn
die Herrentoilette, -n	men's restroom
heute	today
hier	here
die Hilfe	help
Hockey	hockey
hören	to hear, listen to
die Hose, -n	pants
das Hotel, -s	hotel
hübsch	good-looking
der Hügel, -	hill
der Hund, -e	dog
hundert	hundred
der Hunger	hunger
Hunger haben	to be hungry
der Hut, -e	hat
I	I
ich	idea
die Idee, -n	hedgehog
der Igel, -	him
ihn	(to) you (formal; singular and plural)
Ihnen	her, their
ihr-	you (plural, familiar), y'all, you guys
ihr	your (formal; singular and plural)
Ihr-	available
im Angebot	in the north
im Norden	in the east
im Osten	in the south
im Süden	in the west
im Westen	always
immer	in
in	(going) in this direction
in diese Richtung	in a hurry
in Eile	

in der Mitte	in the middle
in der Nähe	nearby, in the proximity
Indien	India
Indisch	Indian
Informatik	computer science
die Insel, -n	island
intelligent	intelligent
interessant	interesting
das Internet	internet
Irland	Ireland
Island	Iceland
Italienisch	Italian
J	
ja	yes
das Jahr, -e	year
Januar	January
Japan	Japan
die Jeans, -	jeans
jed-	every
jeden Tag	every day
jen-	that
jetzt	now
der Job, -s	job
joggen	to jog
der Joghurt	joghurt
die Jugendherberge, -n	youth hostel
Jugendliche	teenagers
Juli	July
jung	young
Jungs	boys, guys (slang)
Juni	June
K	
der Kaffee	coffee
kalt	cold
Kann ich Ihnen helfen?	Can I help you?

Kanada	Canada
kaputt	worn out, broken down, tired
die Karotte, -n	carrot
die Kartoffel, -n	potato
der Käse	cheese
die Katze, -n	cat
kaufen	to buy
kein-	not any, not a, no
der Keks, -e	cookie
der Keller, -	basement, cellar
der Kellner, -	waiter
die Kellnerin, -nen	waitress
kennen	to know (a person), be familiar with
(place, book, etc.)	
kennenlernen	to get to know, become familiar with
das Kind, -er	child
kinderlos	childless, without children
das Kino, -s	movie theater
Klarinette	clarinette
die Klamotten	clothing (slang)
der Klassiker, -	classic
Klavier	piano
klein	small, short, little
kochen	to cook
der Kohl	cabbage
komisch	strange, funny
kommen	to come
kommunizieren	to communicate
kompetent	competent
können	can, to be able to
konservativ	conservative
kosten	to cost
das Kotelett, -s	pork cutlet, pork chop
krank	sick
kreativ	creative

die Kreuzung, -en	intersection
kritisch	critical
Kuba	Cuba
die Küche, -n	kitchen; cuisine
der Kugelschreiber, -	pen
die Kuh, -"e	cow
kühl	cool
der Kuli, -s	pen
die Kultur, -en	culture
Kunst	art
der Kurs, -e	course
die kurze Hose	shorts
L	
lächeln	to smile
der Laden, -"	store
das Land, -"er	land, country
die Landkarte, -n	map
die Landschaft	scenery, landscape
lang	long
langweilig	boring
der Laptop, -s	laptop computer
Litauen	Lithuania
Latein	Latin
laufen, a→ä	to run, walk fast
laut	loud
leben	to live (permanently)
lecker	tasty
ledig	single
leider	unfortunately
lernen	to learn; to study for a test or quiz
lesen, e→ie	to read
die Leute	people
liberal	liberal
lieber	prefer, prefer to
lieblings-	favorite

Liechtenstein	Liechtenstein
liegen	to lie, to be located
lila	purple, lilac
links	left
Literatur	literature
der Löwe, -n	lion
Luxemburg	Luxembourg
M	
machen	to make, to do
Mai	May
der Mais	corn
mal	(flavoring particle used to soften command)
malen	to paint, draw
man	people, one, you, they
manch-	many, many a
manchmal	sometimes
der Mann, -"er	man; husband
März	March
Mathe	math
Mathematik	mathematics
die Maus, -"e	mouse
das Meer, -e	sea
mehrere	several
mein-	my
meinen	to mean, to think
meistens	mostly
der Mensch, -en	human, person
Mexiko	Mexico
miauen	to meow
mich	me
die Milch	milk
die Million, -en	million
das Mineralwasser	mineral water
die Minute, -n	minute

mir	(to) me
miserable	miserable
mit	with
der Mitbewohner, -	roommate
die Mitbewohnerin, -nen	roommate
das Mittagessen	lunch
Mittwoch	Wednesday
möchten	would like
modern	modern
die Möglichkeit, -en	possibility
die Möhre, -n	carrot
mögen	to like, to like to
der Monat, -e	month
Montag	Monday
morgen	tomorrow
müde	tired
muhen	to moo
Musik	music
müssen	must, to have to
die Mutter, -"	mother
die Mütze, -n	cap, hat
N	
nach	after, to
nach links	(going) to the left
nach rechts	(going) to the right
der Nachbar, -n	neighbor
die Nachbarin, -nen	neighbor
nächstes Jahr	next year
nächstes Semester	next semester
nah	near, close
naiv	naïve
der Name, -n	name
natürlich	natural, naturally
nebelig	foggy
der Neffe, - n	nephew

nein	no
nehmen, e→i	to take
nerven	to be annoying, to annoy
neu	new
neun	nine
neunzig	ninety
nicht	not
die Nichte, -n	niece
nie	never
normalerweise	normally
Norwegen	Norway
die Note, -n	grade (on a test, homework...etc.)
November	November
die Nudel, -n	noodle
null	zero
nur	only
O	
objektiv	objective
das Obst	fruit
oder	or
oft	often
ohne	without (acc.)
Oktober	October
die Olive, -n	olive
der Onkel, -	uncle
optimistisch	optimistic
orange	orange
die Orange, -n	orange
der Orangensaft	orange juice
der Ordner, -	binder
die Organisation, -en	organisation
Österreich	Austria
P	
das Papier, -e	paper
der Park, -e	park

parken	to park
der Parkplatz, -e	parking place
die Party, -s	party
der Pass, -e	passport
die Pause, -n	break, pause
die Person, -n	person
persönlich	personally
Peru	Peru
pessimistisch	pessimistic
der Pfeffer	pepper
die Pflanze, -n	plant
das Pferd, -e	horse
Philosophie	philosophy
Physik	physics
die Pizza	pizza
Polen	Poland
der Politiker, -	politician
die Politikerin, -nen	politician
die Polizei	police
Portugiesisch	Portuguese
die Post	post office
posten	to post
die Pommes frites	fries
die Portion, -en	portion
das Poster, -	poster
praktisch	practical
preiswert	priceworthy
probieren	to try something new
das Problem, -e	problem
der Professor, -	professor
die Professorin, -nen	professor
progressiv	progressive
Psychologie	psychology
der Pulli, -s	pullover
der Pullover, -	pullover

pünktlich	punctual, on time
purpur	purple
Q	
das Quiz	quiz
R	
der Radiergummi, -s	eraser
rauchen	to smoke
die Rechnung, -en	check, bill
rechts	right
regnen	to rain
regnerisch	rainy
reich	rich
der Reis	rice
die Reise, -n	trip, vacation
reisen	to travel
der Reisepass, -"e	passport
reparieren	to repair
das Restaurant, -s	restaurant
der Rock, -"e	skirt
Rockmusik	rock music
der Roman, -e	novel
rosa	pink
rot	red
der Rucksack, -"e	backpack
ruhig	calm, quiet, still
Rumänien	Romania
Russland	Russia
S	
sagen	to say
der Salat, -e	salad; lettuce
das Salz	salt
salzig	salty
Samstag	Saturday
Sandalen	sandals
sarkastisch	sarcastic

Saudi-Arabien	Saudi Arabia
sauer	sour
Saxophon	saxophone
scheinen	to shine
schick	fashionable
der Schinken	ham
schlafen	to sleep
das Schlafzimmer, -	bedroom
Schlagzeug	drum
die Schlange, -n	snake
schlecht	bad
das Schloss, -er	castle
schneiden	to cut
schneien	to snow
schnell	fast
das Schnitzel	breaded cutlet
die Schokolade, -n	chocolate
schon	already
schön	pretty, nice
schon gut	never mind
schreiben	to write
der Schuh, -e	shoe
der Schüler, -	high school/elementary student
die Schülerin, -nen	high school/elementary student
der Schwager, -	brother-in-law
die Schwägerin, -nen	sister-in-law
schwarz	black
Schweden	Sweden
das Schwein, -e	pig
die Schweiz	Switzerland
die Schwester, -n	sister
schwierig	difficult, hard
schwimmen	to swim
sechs	six
sechzig	sixty

der See, -n	lake
die See	sea
sehen, e→ie	to see
die Sehenswürdigkeit, -en	tourist sights
sehr	very
sein	to be
sein-	his, its
die Seite, -n	page
der Sellerie	celery
das Semester, -	semester
der Semesteranfang, -"e	the beginning of the semester
sentimental	sentimental
September	September
sie	she; they
Sie	you (formal; singular and plural)
sieben	seven
siebzig	seventy
singen	to sing
so	so
die Socke, -n	sock
der Sohn, -"e	son
solch-	such, such a
sollen	should, supposed to
der Sommer	summer
die Sonne	sun
die Sonnenbrille, -n	sunglasses
sonnig	sunny
Sonntag	Sunday
Sozialogie	socialogy
die Spaghetti	spaghetti
Spanisch	spanish
der Spargel	asparagus
spät	late
spazieren	to take a walk
der Speck	bacon

die Speisekarte, -n	menu
die Spezialität, -en	specialty
das Spiel, -e	game
spielen	to play
spinnen	to spin; to be crazy
der Sport	sports
sprechen, e→i	to speak
stachelig	prickly
die Stadt, -"e	city
das Stadtzentrum	city center, downtown
das Steak	steak
stehen	to stand, be standing
stief-	step-
der Stiefel, -	boot
der Stift, -e	pencil
der Stiefbruder, -"	step-brother
die Stiefmutter, -"e	step-mother
die Stiefschwester, -n	step-sister
der Stiefvater, -"	step-father
der Stöckelschuh, -e	high heel
stoßen, o→ö	to crash into
der Strand, -"e	beach
die Straße, -n	street
die Straßenlaterne, -n	streetlight
der Student, -en	college student
die Studentin, -nen	college student
studieren	to study at a university or college
der Stuhl, -"e	chair
die Stunde, -n	hour
stürmen	to storm
Südkorea	South Korea
subjektiv	subjective
suchen	to search for, look for
super	super
der Supermarkt, -"e	supermarket

das Sushi	sushi
süß	sweet
Süßigkeiten	sweets
T	
die Tafel, -n	white board, chalk board
der Tag, -e	day
die Tante, -n	aunt
tanzen	to dance
die Tasche, -n	bag, duffle bag, purse, pocket
tausend	thousand
das Taxi, -s	taxi
die Technologie	technology
der Tee	tea
Tennis	tennis
der Teppich, -e	rug
die Terasse, -n	terrace
der Test, -s	test
teuer	expensive
der Thunfisch	tuna
der Tiger, -	tiger
tippen	to type
der Tisch, -e	table
die Tochter, -n	daughter
die Toilette, -n	bathroom
die Tomate, -n	tomato
der Tomatensaft	tomato juice
tot	dead
der Tourist, -en	tourist
die Touristin, -nen	tourist
tragen	to wear, to carry
die Traube, -n	grape
der Traubensaft	grape juice
trinken	to drink
das Trinkgeld	tip
Trompete	trumpet

Tschechien	Czech Republic
tschüss	bye
das T-shirt, -s	t-shirt
Tuba	tuba
die Tür, -en	door
die Türkei	Turkey
Türkisch	Turkish
typisch	typical
U	
über	about; over, above
übernachten	to spend the night
übersetzen	to translate
die Uhr, -en	clock, watch
um	at (time); around (acc.)
unbedingt	by all means
und	and
Ungarn	Hungary
ungefähr	approximately, around, about
ungesund	ungesund
die Uni, -s	university
die Universität, -en	university
uns	us
unser-	our
die Urgroßmutter, -"	great grandmother
der Urgroßvater, -"	great grandfather
V	
der Vater, -"er	father
vegan	vegan
der Vegetarier, -	vegetarian
die Vegetarierin, -nen	vegetarian
vegetarisch	vegetarian
verbringen	to spend (time)
verdienen	to earn
vergessen	to forget
verheiratet	married

verkaufen	to sell
verlobt	engaged
vermissen	to miss
verstehen	to understand
das Videospiele, -e	video game
viel	much
viele	many
vielleicht	maybe
vier	four
das Viertel	fourth; quarter (of an hour)
vierzig	forty
Vietnam	Vietnam
Vietnamesisch	Vietnamese
der Vogel, -e	bird
voll	completely, fully
Volleyball	volleyball
von	from, of
vor	before, in front of
der Vorschlag, -e	suggestion
vorsichtig	cautious
W	
die Wand, -e	wall
wandern	to hike
wann	when
warm	warm
warten	to wait
warum	why
was	what
was für ein/e...	what type of a...
das Wasser	water
die Wassermelone, -n	watermelon
weg	gone, away
Weihnachten	Christmas
der Wein	wine
weiß	white

weit	far
weiter	farther, further
welch-	which
die Welt	world
wen	whom (acc.)
wenig	little (quantity)
wenige	few
wenn	whenever, if
wer	who
der Werwolf, -"e	werwolf
werden, e→i	to become
wessen	whose
das Wetter	weather
die WG, -s	shared apartment
wichtig	important
wie	how; like, as
Wie spät ist es?	How late is it?
Wie viel Uhr haben wir?	What time do we have?
Wie viel Uhr ist es?	What time is it?
wieder	again
wiederholen	to review
willkommen	welcome
windig	windy
der Winter	winter
wir	we
der Wischer, -	whiteboard eraser, chalkboard eraser
wissen	to know (a fact)
wo	where
die Woche, -n	week
das Wochenende, -n	weekend
woher	where from, from where
wohin	where to, to where
wohnen	to live
die Wohngemeinschaft, -en	shared apartment
die Wohnung, -en	apartment

das Wohnzimmer, -	living room
wolkig	cloudy
wollen	to want to, to want
das Wörterbuch, -"er	dictionary
die Wurst, -"e	sausage
Z	
zahlen	to pay
zehn	ten
zeichnen	to sketch
zeigen	to show
die Zeitschrift, -en	magazine
die Zeitung, -en	newspaper
der Zettel, -	scrap of paper
das Ziel, -e	goal
das Zimmer, -	room
der Zombie, -s	zombie
zu	too, to
zufrieden	satisfied
zum Abendessen	for supper
zum Frühstück	for breakfast
zum Mittagessen	for lunch
zusammen	together
zwanzig	twenty
zwei	two
die Zwiebel, -n	onion
zwölf	twelve

Just for Fun!

If you want to keep up with the top ten songs on the German charts (in German), this site is updated monthly with links to the songs.

<https://www.goethe.de/prj/stg/de/mus/cha.html>

If you like playing games to learn German, this site has games based on vocabulary, grammar, and just about any other topic.

<https://www.german-games.net/>

This is SUPER advanced for GR 101, but here's ARD's Youtube page with links to the nightly news in Germany.

<https://www.youtube.com/@tagesschau>

This link to Easy German's Youtube page has new videos uploaded every week:

<https://www.youtube.com/@EasyGerman>

If you want to watch the entire Nicos Weg movie without interruptions, here's the link.



One or more interactive elements has been excluded from this version of the text. You can view them online

here: <https://una.pressbooks.pub/gr101/?p=1214#oembed-1>

Want to study in Germany? Daad's site has more scholarships than you can imagine for all sorts of programs and majors. Click EN at the top to see it in English.

<https://www.daad.de/de/>

Projekt Gutenberg has a lot of copyright-free classics online for you to read.

<https://www.projekt-gutenberg.org/>