



Italian *volume #1*

With Elisa {2015}

A Free Multimedia Language Course for the World

Bernd Sebastian Kamps



FLYING PUBLISHER



LANGUAGES
WITH
ELISA



Bernd Sebastian Kamps

[Italian with Elisa \(1\)](#)

www.4Elisa.com

2015 Edition

A tablet will be fine to read this book;
however, if your children or grandchildren
learn Italian, please consider offering them
the [print edition](#). A book is more than a PDF.

Please check also the [The Word Brain](#) (81
pages, free PDF): “After reading The Word
Brain, you may decide that you have no time
to learn a new language – but never again will
you say that you have no talent for it.”

Bernd Sebastian Kamps

Italian with Elisa

*A multimedia language
course for the world*

*2015 Edition
Volume 1*

Flying Publisher

Copy Editor:

Rob Camp

camporama@gmail.com

Cover Design:

Attilio Baghino

www.baghino.com

Disclaimer

Language and grammar is an ever-changing field. The publishers and author of *Italian with Elisa* have made every effort to provide information that is accurate and complete as of the date of publication. However, in view of the rapid changes occurring in language, as well as the possibility of human error, this guide may contain technical inaccuracies, typographical or other errors. The information contained herein is provided “as is” and without warranty of any kind. The contributors to this book, including Flying Publisher & Kamps, can not be held responsible for any errors or omissions or for results obtained from the use of information contained herein.

This work is protected by copyright both as a whole and in part.

© 2015 by [Flying Publisher & Kamps](#)

ISBN: 978-3-924774-98-1

Preface

Italy is one of the most beautiful countries in the world and the Italian language is wonderfully expressive and pleasing to the ear. If you plan a trip to Italy, don't miss out on the opportunity to acquire some language skills. Knowing a few words will greatly enhance your Italy experience.

Elisa will help you. *Italian with Elisa* (www.4Elisa.com) is a free and versatile multimedia language course. Depending on your time, you can choose between a short overview and a full immersion:

1. If your time is limited, go through 'Section A' of each Level and follow the 21 episodes of Giulia, Giacomo and their friends ('A1: Love') and/or the 21 fundamental recipes of Italian cuisine ('A2: Italian Cuisine').
2. If you have time for an in-depth discovery of the Italian language, don't stop at section A and continue instead with sections B, 'Action Words', C, 'Words', D, 'Rules', etc.

Italian with Elisa is a *free* language course – in addition to the free PDF, you have free access to the website www.4Elisa.com and all audio files.

Welcome to Italy, welcome to the Italian language!

Bernd Sebastian Kamps

14th February 2015

P.S.

The conceptual framework of *Italian with Elisa* is published at www.TheWordBrain.com. Print copies of *Italian with Elisa* are available at Amazon (see www.italianwithelisa.com/link.php?id=13).

Acknowledgements

It all started on a sunny Sunday morning in spring 2014 when I received a WhatsApp video message from Elisa. The video showed a hilly Sardinian countryside, and while walking through curious rock formations with natural caves, Elisa made playful comments on what she was discovering. I watched the video several times and was in awe. Listen to that voice, I said to myself. It was a calm, melodious and pleasant voice, and I immediately realized that it would be excellent for presenting a language course. A few days later, Elisa accepted my invitation to participate. So I put aside a project I had just begun – a French language course – and started ‘Italian with Elisa | A multimedia language course for the world’.

Elisa’s unique and inimitable voice was not her only contribution to this first volume of the ‘Italian with Elisa’ series. Her outstanding sense of method, discipline, and perseverance was repeatedly helpful and motivating, especially in times when the usual stimuli and incentives were scarce. In this respect, Elisa is a model not only for adolescents but also for most adults.

I would also like to express my deepest appreciation to Gerolamo who helped me in devising, structuring and elaborating the dialogues of the book. Without his crucial contribution, ‘Italian with Elisa’ would not have the real Italian touch it has today.

I thank Daniela who allowed herself to be recorded on part of the audio, Charlotte who lent her voice to the Italian recipes as well as to Giulia’s and Giacomo’s love story, and Marco who assisted me with language fine-tuning.

As always, Rob did the copy editing and Attilio the cover design. I wouldn’t want to not have them on my book projects.

Table of Contents

Level 0 Who are you?	15
Level 1 Love and Cuisine	19
A1: Love (1).....	20
A2: Italian Cuisine (1).....	22
B. Action Words	24
avere to have	24
C. Words.....	25
Hunger, thirst, fear.....	25
Mai, anche, ancora, et al.....	26
D. Rules	26
Negatives (I)	26
E. Past, Future and What if's?	27
Avere: Imperfetto (<i>imperfect tense</i>)	27
Avere: Futuro (<i>future tense</i>)	28
Avere: Condizionale presente (<i>hypothetical "what if's"</i>)..	29
Summary	30
Action word timeline	31
F. Buongiorno	32
G. Results & Preview	32
Level 2 Fatto, detto, visto et al.	35
A1: Love (2).....	36
A2: Italian Cuisine (2).....	38
B. Action Words	40
essere to be.....	40
Avere: Passato prossimo	42
Fare + andare.....	48

C. Words.....	48
Technology.....	48
Preview.....	49
D. Rules.....	50
Negatives (2).....	50
Asking a question.....	51
E. Dialogue.....	52
La macedonia di Amos.....	52
Amos' fruit salad.....	52
Words.....	53
F. Results & Preview.....	55
Level 3 Avere.....	57
A1: Love (3).....	58
A2: Italian Cuisine (3).....	60
B1. Action Words.....	62
Dimensions of time.....	64
Words.....	66
1. I have, I had, I will have, et al.....	67
2. Compound tenses.....	71
3. Simple tense sextets.....	72
4. Compound tense sextets.....	77
5. Summary.....	80
B2. Action Words.....	80
Volere + potere.....	80
C. Words.....	81
Question words.....	81
Preview of Level 4.....	82
D. Rules.....	83
Numbers, time.....	83

E. Dialogue.....	84
In spiaggia	84
On the beach.....	84
Words	86
F. Results & Preview.....	88
Level 4 Essere	91
A1: Love (4).....	92
A2: Italian Cuisine (4).....	94
B. Action Words	95
Words	96
1. Overview	97
2. Sextets.....	97
3. Conclusion	109
4. Sapere + dovere.....	112
C. Words.....	112
Preview of Level 5.....	112
D. Rules	114
Numbers	114
E. Dialogue.....	115
Alla reception.....	115
At the reception.....	115
Words	118
F. Results & Preview.....	120
Level 5 Pensare.....	123
A1: Love (5).....	124
A2: Italian Cuisine (5).....	126
B. Action Words	127
Sextets of <i>-are</i> action words (Group 1).....	127
Being polite	136

Imperative: Orders and advice.....	137
Important note	137
Dare + stare.....	138
stare + Gerundium	138
C. Words.....	139
Preview of Level 6.....	139
D. Rules	140
1. ‘O-A I-E’ and nouns	142
2. ‘O-A I-E’ and the definite article	142
3. ‘O-A I-E’ and the indefinite article.....	144
4. ‘O-A I-E’ and adjectives	145
5. ‘O-A I-E’ and personal object pronouns	145
6. ‘O-A I-E’ and possessive adjectives	146
7. ‘O-A I-E’ and demonstrative adjectives.....	148
8. Acrobatics.....	148
9. che (1).....	149
E. Dialogue.....	150
La Festa di Compleanno	150
The Birthday Party	150
Words	152
F. Results & Preview.....	154
Level 6 mi-ti-si ci-vi-si	157
A1: Love (6).....	158
A2: Italian Cuisine (6).....	160
B. Action Words	161
Dire + venire	161
Sextets of <i>-ere</i> action words (Group 2).....	162
Reflexive action words.....	170
Future Stems	173

C. Words.....	175
Preview of Level 7.....	175
D. Rules	175
Personal pronouns	175
che (2).....	180
Capitalization.....	182
Numbers	183
E. Dialogue.....	184
Il cellulare.....	184
The cell phone.....	184
Words.....	186
F. Results & Preview.....	187
Level 7 Odds and ends	191
A1. Love (7).....	192
A2: Italian Cuisine (7).....	194
B. Action Words	195
Uscire + piacere.....	195
Group 3 Action Words: <i>-ire</i>	196
Congiuntivo.....	200
Passivo	200
C. Words.....	201
Preview of Level 8.....	201
D. Rules	202
Adverb.....	202
Comparisons and Superlatives.....	203
Ordinal Numbers	204
E. Dialogue.....	205
Il futuro.....	205
The future.....	205
Words	207

F. Results & Preview.....	208
G. Newspaper articles	209
Parigi, due milioni in piazza.....	210
Paris, two million in the streets.....	210
Charlie Hebdo, il nuovo numero esaurito in edicola e a ruba su eBay	212
Level 8 The Future.....	215

Level 0 Who are you?

Chi sei?

Da dove vieni?

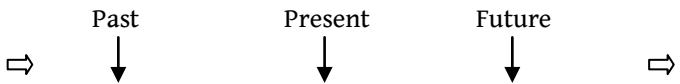
Cosa fai qui?

Who are you?

Where do you come from?

What are you doing here?

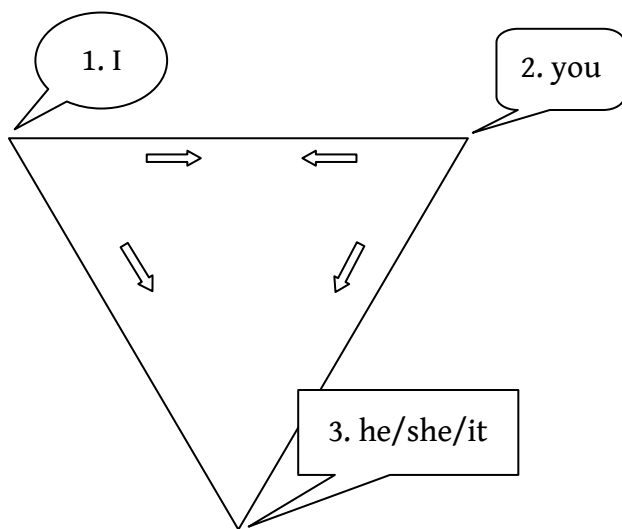
These are the questions you are likely to hear on a trip to Italy as soon as the people around you notice that you speak some Italian. To answer them, you will end up talking not only about your present, but also about past experiences and your future projects. **Past, Present, Future** – your life is a timeline.



Of course, life *has been, is* and *will be* a succession of entangled and complex events, and you'll need precise instruments to narrate them. Happily, Italian **action words** (or verbs) have **14 time slots** to describe the events of your life. The first four time slots will be presented in Level 1.

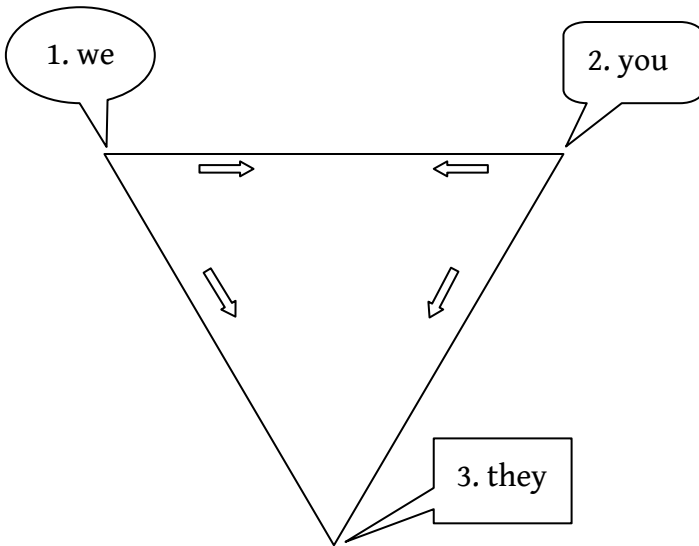
To populate your timeline, you need people. For conversational purposes, three groups do it all: In Group 1, the pole position, there is nobody other than yourself and you refer to yourself as 'I'. Now divide the 7 billion human beings who share planet Earth with you into Groups 2 and 3. In Group 2, put the person you are

currently talking to (you refer to him or her as 'you'), whereas in Group 3 you'll put the rest of the world, the people you may be talking about with your conversation partner (you'll refer to them as 'he/she').



The result is a triangle. 'I' talks to 'you', 'you' responds; and 'I' and 'you' talk about 'he/she/it' (see the hollow arrows). As only one person is involved in each case, *I*, *you*, *he/she/it* are so-called **singular personal pronouns**. Here they are with their Italian counterparts:

io	I
tu	you
lui/lei	he/she/it



A second triangle describes situations with more than one person. *We* talk to *you*, *you* respond, and together, *we* talk about *them*. In these cases, we use the so-called **plural personal pronouns**.

noi	we
voi	you
loro	they

Taken together, the three singular forms and the three plural forms condense into a *sextet*. Later, you will meet dozens of these sextets, so try to become familiar with their structure:

Singular

1 st person singular	io	I
2 nd person singular	tu	you
3 rd person singular	lui/lei	he/she/it*

Plural

1 st person plural	noi	we
2 nd person plural	voi	you
3 rd person plural	loro	they

* The Italian language has no equivalent for *it*.

{AUDIO} Please memorize **io-tu-lui/lei | noi-voi-loro**.

You have learned your first seven Italian words!

Level 1 Love and Cuisine

Welcome to *Italian with Elisa*. At the beginning of each level you will find short dialogues. If you just want some basic notions of the Italian language, go through ‘Section A’ of each Level and choose from the 21 episodes of Giulia, Giacomo and their friends (‘A1: Love’) and the 21 fundamental recipes of Italian cuisine (‘A2: Italian Cuisine’). For each of the 21 episodes or recipes, we recommend a three-step-procedure:

1. From the website www.4Elisa.com, download the audio files to your mobile devices; then read the text several times while listening to the audio and checking the English translation.
2. Learn the words from the word list until you know them all (yes, 100% of them!).
3. Finally, listen to the audio files without reading the text.

The third point is the most important one: Listen to the audio files until you can distinguish every single word! Most importantly: don’t be surprised if you need to listen 10, 20 or even 50 times until you understand everything – such intense repetition is perfectly normal. Finally, check the words again. Afterwards, you can go straight ahead to the next episode (at the next level). This is *Italian light*...

However, if you are more serious about learning Italian, don’t stop here. Instead, continue with section B, ‘Action Words’, section C, ‘Words’, section D, ‘Rules’, etc. Again, please listen to the audios until you can discern every single word and you know the examples and dialogues by heart. Burn the sentences into your brain. Being at ease with hundreds of sentences will soon make Italian feel strangely familiar to you...

A1: Love (1)

{AUDIO} Giulia and Giacomo met two months ago during a Pasquetta picnic. They seem to be struggling about their future together.

Giulia: Basta! La nostra storia finisce qui! Ci separiamo. Non ti voglio più vedere! Mai più!

Giacomo: Ah, tu vuoi lasciare me? No, Giulia, ti sbagli, io lascio te. Hai ragione, non siamo fatti per stare insieme. A quanto pare hai già dimenticato di domenica scorsa!

Giulia: Domenica scorsa? Che cosa dici? Non c'è stato niente con Maurizio. Tu invece...

Giacomo: Io non ho fatto niente.

Giulia: Smettila di fare l'angioletto. La mia amica mi ha raccontato tutto.

Giacomo: Tutto che?

Giulia: Ti ha visto con Valeria. Sei rimasto con lei mezz'ora nella sua stanza. Sei un bugiardo! Basta! Sparisci dalla mia vita!

Giulia: All right already! Our story ends here! We're finishing. I don't want to see you again! Never again!

Giacomo: Oh, you wanna leave me? No, Giulia, you are wrong – I'm leaving you. You're right, we're not meant to be together. As I see it, you've already forgotten about last Sunday!

Giulia: Last Sunday? What are you saying? There was nothing going on with Mauritius. But you...

Giacomo: I haven't done anything.

Giulia: Stop being the usual angel. My friend told me everything.

Giacomo: What everything?

Giulia: She saw you with Valeria. You stayed with her in her room half an hour. You're a liar! Enough already! Get out of my life!

Words**{AUDIO}**

basta!	that's enough!; all right already!	c'è stato	there was
la storia	story; history	niente	nothing
finire	to end	con	with
separarsi	to finish, part	tu	you
non voglio	I don't want	invece	but; instead
vedere	to see	non ho fatto	I didn't do
mai più	never again	smettila	stop it
tu vuoi	you want	fare	to do, make
lasciare	to leave	l'angioletto	little angel
ti sbagli	you are wrong	la mia amica	my friend
hai ragione	you are right	mi ha raccontato	she told me
non siamo	we are not	tutto	everything
per	for; to, in order to	tutto che?	all what?
stare	to stay	ti ha visto	she saw you
insieme	together	sei rimasto	you stayed
a quanto pare	it seems that	con lei	with her
già	already	mezz'ora	half an hour
hai dimenticato	you forgot	nella stanza	in the room
domenica	Sunday	sei	you are
scorso/-a	last	un bugiardo	a liar
ma	but	sparisci!	disappear!
che cosa	what	la vita	life
dici	you say		

A2: Italian Cuisine (1)

{AUDIO} Please check these five fundamental principles of Italian Cuisine you will need in all the following levels.

1. La pasta (spaghetti o 'pasta corta' come farfalle, fusilli, penne ecc.) va cotta in abbondante acqua salata bollente (un litro per persona).
 2. Dopo aver buttato la pasta, girarla immediatamente con un cucchiaio di legno e di nuovo ogni quattro minuti.
 3. Il condimento si prepara sempre in una padella sufficientemente ampia da contenere la pasta.
 4. Dopo aver scolato la pasta *al dente*, metterla immediatamente nella padella, mescolarla con il condimento e finire la cottura rigirandola per due minuti a fuoco basso.
 5. Se non specificato diversamente, l'aglio si aggiunge al condimento sempre intero, schiacciato solo con un coltello largo.
1. The pasta (spaghetti or short pasta such as farfalle [butterflies], fusilli, penne, etc.) should be cooked in abundant boiling salted water (one litre per person).
 2. After throwing the pasta into the boiling water, stir it immediately with a wooden spoon and again every four minutes.
 3. The sauce is always prepared in a pan large enough to hold the pasta.
 4. After draining the pasta *al dente*, put it immediately into the pan, mix it with the sauce and finish cooking while stirring for two minutes over low heat.
 5. Unless otherwise noted, the garlic is always added to the sauce whole, crushed only with a large knife.

Words

{AUDIO}

la pasta	pasta; dough; pastry	si prepara	is prepared
		sempre	always
corto	short	la padella	pan
la farfalla	butterfly	sufficientemente	sufficiently
fusilli	spiral pasta	ampio/-a	large
penne	another type of short pasta	contenere	to hold
		scolare	to drain
cucocere	to cook	mettere	to put
va cotta	has to be cooked	mescolare	to mix
abbondante	abundant	finire	to finish
l'acqua	water	la cottura	cooking
bollente	boiling	rigirando	stirring
un litro	one litre	due minuti	two minutes
per persona	per person	a fuoco basso	over low heat
dopo	after	se	if
buttare	to throw	se non	if not
dopo aver buttato	after throwing	specificare	to specify, to note
girare	to stir	diversamente	differently, otherwise
girarla!	stir it!	l'aglio	garlic
immediata- mente	immediately	aggiungere	to add
con	with	intero	entire, whole
il cucchiaino di legno	wooden spoon	schiacciare	to crush
e	and	solo	only
di nuovo	again	il coltello	knife
ogni quattro minuti	every 4 minutes	largo/-a	large
il condimento	sauce		

B. Action Words

With action words you will discover words that change the world, for example **fare** to do or to make, **volere** to wish, **sapere** to know, **vivere** to live. In grammar, these words are known as ‘verbs’. We’ll call them *action words*. We include in this category also **avere** to have and **essere** to be.

avere to have

Avere is the most important word in Italian. Like ice cream, it comes in more than 30 flavors. Let’s start with the **presente**, the *present tense*. The **presente**, like all other time slots (‘tenses’) you’ll come across later, has 3 forms for the *singular* (when you name only one person: *I, you, she or he*) and 3 forms for the *plural* (when you talk about more than one person: *we, you, they*):

Singular

(io)	ho	I	have
(tu)	hai	you	have
(lui/lei)	ha	he or she	has

Plural

(noi)	abbiamo	we	have
(voi)	avete	you	have
(loro)	hanno	they	have

{AUDIO} As you can see, all six forms are different: **ho-hai-ha | abbiamo-avete-hanno**. As a consequence, you don’t need the equivalent of the English pronouns *I-you-he or she | we-you-they* (in italian **io-tu-lui/lei | noi-voi-loro**; shown in the chart above in parentheses). If you want to say *I have*, a simple **ho** will do. The subject is implied in the verb, no need to say it twice!

In the following chapters, you will find dozens of ‘action word sextets’ such as **ho-hai-ha | abbiamo-avete-hanno**. The structure will always be the same: the first three forms express the singular (I, you, he/she) and the last three the plural (we, you, they).

C. Words

Words are the hard core of language, so expect to learn hundreds and thousands of them. Let’s start with a few words you will often see with **avere**. Note that in some cases **avere** to *have* is translated by *to be*.

Hunger, thirst, fear

{AUDIO}

avere tempo	to have time
avere fame	to be hungry
avere sete	to be thirsty
avere ragione	to be right
avere paura	to be afraid (“to have a fear of”)
avere caldo	to be hot
avere freddo	to be cold

{AUDIO} Now combine **ho-hai-ha | abbiamo-avete-hanno** with **tempo, fame, sete, ragione, paura, caldo** and **freddo**:

Ha tempo.	She (or he or it) has time.
Ho fame.	I’m hungry.
Hai sete?	Are you thirsty?
Abbiamo ragione.	We are right.
Avete paura?	Are you afraid?
Hanno caldo!	They are hot!
Ho freddo.	I’m cold.

Congratulations! You have built your first two-word sentences. Even better: If you recombine the 6 **avere** forms with **tempo**, **fame**, **sete**, **ragione**, **paura**, **caldo** and **freddo**, you can build 42 sentences.

Mai, anche, ancora, et al.

{AUDIO} Now remember these words:

già	already
spesso	often
ancora	still
sempre	always
perché	why
forse	maybe, perhaps
anche	also

...and build your first 3-word sentences:

Ho già fame.	I'm already hungry.
Hai spesso sete?	Are you often thirsty?
Ha ancora tempo.	He (or she or it) still has time.
Abbiamo sempre ragione.	We are always right.
Perché avete paura?	Why are you afraid?
Hanno forse caldo.	Maybe they are hot.
Ho anche freddo.	I'm also cold.

(Your sentence count now stands at $42 \times 7 = 294!$)

D. Rules

Negatives (I)

{AUDIO} Don't stop here; go a tiny step further. Put **non** before **ho-hai-ha** | **abbiamo-avete-hanno**. By doing so, you negate what you said earlier:

Non ha tempo.	He (or she) has no time.
Non ho fame.	I'm not hungry.
Non hai sete?	Aren't you thirsty?
Non abbiamo ragione.	We are not right.
Non avete paura?	Aren't you afraid?
Non hanno caldo.	They're not hot.
Non ho freddo.	I'm not cold.

E. Past, Future and What if's?

Do you have storage capacity for another 18 words? Please make this final effort in Level 1 and make a short trip into the *past*, the *future* and the “*what if*” (*the hypothetical*). Let's first go into the past.

Avere: Imperfetto (*imperfect tense*)

{AUDIO}

Singular

(io)	avevo	I	had
(tu)	avevi	you	had
(lui/lei)	aveva	he or she	had

Plural

(noi)	avevamo	we	had
(voi)	avevate	you	had
(loro)	avevano	they	had

The last letters of the Italian words appear in bold. Being at the end of the words, they are called *endings*. For the **imperfetto** of **avere**, these endings are **-evo, -evi, -eva | -evamo, -evate, -evano**.

Of course, you can combine these six words with everything you learned above:

Non aveva tempo.	She (or he) had no time.
Avevamo sempre ragione.	We were always right.
Avevate paura?	Were you afraid?
Avevo fame.	I was hungry.
Avevano forse caldo.	Maybe they were hot.

(You can now build $294 \times 2 = 588$ sentences!)

Avere: Futuro (*future tense*)

{AUDIO}

Singular

(io)	avrò	I will	have
(tu)	avrà	you will	have
(lui/lei)	avrà	he or she will	have

Plural

(noi)	avremo	we will	have
(voi)	avrete	you will	have
(loro)	avranno	they will	have

Please memorize also the endings of the *future tense* **-ò, -ai, -à | -emo, -ete, -anno**, which are attached to **avr-**, the *future stem* of **avere** (more about future stems later). Some excellent news: The endings of the **futuro** are identical for all Italian action words!

Again, you can combine **avrò-avrà-avrà | avremo-avrete-avranno** with everything you learned above, for example:

Avrò fame.	I'll be hungry.
Non avremo sempre ragione.	We won't always be right.
Perché avrai paura?	Why will you be afraid?
Avrai ancora sete.	You'll still be thirsty.
Lui/Lei non avrà tempo.	He/She won't have time.

(You can now build $294 \times 3 = 882$ sentences!)

Avere: Condizionale presente (*hypothetical “what if’s”*)

{AUDIO}

Singular

(io)	avrei	I would	have
(tu)	avresti	you would	have
(lui/lei)	avrebbe	she or he would	have

Plural

(noi)	avremmo	we would	have
(voi)	avreste	you would	have
(loro)	avrebbero	they would	have

The endings of the **condizionale presente** are **-ei, -esti, -ebbe | -emmo, -este, -ebbero** and, again, are attached to the *future stem* **avr-**. Like the endings of the **futuro**, the endings of the **condizionale presente** are also identical for all Italian action words!

Of course, you can combine **avrei-avresti-avrebbe** | **avremmo-avreste-avrebbero** with everything you learned above:

Avresti tempo?	Would you have time?
Avrebbe forse ragione.	Maybe he could be right.
Perché avresti paura?	Why would you be afraid?
Avremmo ancora sete.	We would still be thirsty.
Lui/Lei non avrebbe sempre tempo.	He/She wouldn't always have time.

(You can now build $294 \times 4 = 1176$ sentences! Not bad for six pages!)

Summary

{AUDIO} Let's summarize your first four sextets:

Presente

ho-hai-ha | abbiamo-avete-hanno
I, you have, he or she has | we, you, they have

Imperfetto

avevo-avevi-aveva | avevamo-avevate-avevano
I, you, he or she had | we, you, they had
I, you, he or she used to have | we, you, they used to have

Futuro

avrò-avrà | avremo-avrete-avranno
I, you, he or she will have | we, you, they will have

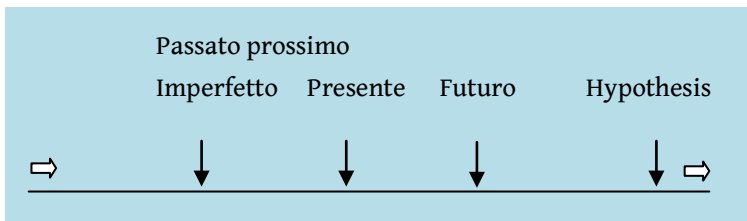
Condizionale presente

avrei-avresti-avrebbe | avremmo-avreste-avrebbero
I, you, he or she would have | we, you, they would have

These 24 words are absolutely central to the Italian language. Remember to remember them!

Action word timeline

The most fascinating aspect of action words is their extension in time. With action words, you time travel from things happening in the present, here and now, back to your experiences in the past, and fast-forward to your projects in the future. **Imperfetto** (+ **passato prossimo**; see Level 2), **presente**, **futuro** and **condizionale** are the most important time slots on your life timeline.



In total, Italian action words have 14 time slots; by the end of Level 3, you will discover 10 more of them. Fortunately, 7 of the remaining 10 action tenses are ‘composite tenses’ which you can learn in minutes. The remaining three tenses – the **congiuntivo presente**, the **congiuntivo imperfetto** and the **passato remoto** will be presented in Level 3.

(For right now, we just want you to have heard: **congiuntivo presente**, **congiuntivo imperfetto**, **passato remoto**. You don’t know what they mean, and that’s ok for now.)

F. Buongiorno

{AUDIO} With more than 1,000 sentences at hand, it is time to add some social vocabulary:

buongiorno	good morning good afternoon	When meeting someone or saying good-bye
buonasera	good evening	When meeting someone or saying good-bye. Note that in some parts of Italy, for example in Sardinia, it is used immediately after lunch time, i.e., after 3:30 p.m.
buonanotte	good night	At the end of the evening; when going to bed
salve	good morning good afternoon good evening	Slightly less formal than the previous three entries
ciao	hello/hi + bye (bye)	Informal context
per piacere per favore	please	When asking for something
piacere	hello	Formal situation when you are introduced
arrivederci	goodbye	

G. Results & Preview

That's it for Level 1. You have taken your first steps in Italian. A small step for a teacher, a giant leap for you. Now listen to the audio files and read the Italian sentences until you know them by heart. Can you say **ho-hai-ha** | **abbiamo-avete-hanno**? You certainly remember **tempo, fame, sete, ragione, paura, caldo** and **freddo**? And do you also remember **già, spesso, ancora, sempre, perché, forse** and **anche** and what they mean?

And, of course, you'll never forget

avevo-avevi-aveva | avevamo-avevate-avevano

avrò-avrà | avremo-avrete-avranno

avrei-avresti-avrebbe | avremmo-avreste-avrebbero

Well, then you have been promoted to Level 2.

* * *

In Level 2, you'll first see how *to be* works in Italian and then, how to build the **passato prossimo** of action words. Thereafter, in Level 3, you'll attack what is probably the most difficult part of the entire course: **avere III**, i.e., the full arsenal of our most important Italian word. When that time comes, you'll have to be prepared for some pretty heavy stuff...

Level 2 Fatto, detto, visto et al.

If you just want basic notions of the Italian language, continue with the next episode of Giulia, Giacomo and their friends ('A1: Love') and *Spaghetti Aglio e Olio* ('A2: Italian Cuisine'). Then go onto Level 3.

Download the audio files from www.4elisa.com to your mobile devices and read the text several times while listening to the audio and looking at the English translation. Remember that it is not a sin to listen to the audio 10, 20 or even 50 times, it may be the smartest way!

If you are still serious about learning Italian, continue with section B, 'Action Words', section C, 'Words', section D, 'Rules', etc. On today's menu: the second most important Italian word, **essere** to *be*. Immediately after discovering the *present* (**sono-sei-è** | **siamo-siete-sono**), you will make another trip into the past, discover the so-called **passato prossimo** and appreciate the power of the **participio passato**, the *past participle*. Please note that the *past participle* is one of the key elements of Italian grammar; as such, repetition is beauty.

The rest will be easy. You'll soon know how to say *never/ever*, *nothing/anything*, *nobody/anything* and *no more/anymore*, as well as even how to ask questions. Level 2 ends with one of the most libidinous experiences in Italy: Amos' fruit salad!

Listen to the audios until you understand every single word.

A1: Love (2)

{AUDIO} Giacomo meets Luca, one of his best friends. They discuss his recent breakup with Giulia.

Giacomo: Ti rendi conto? Giulia mi ha lasciato. È convinta che io abbia una storia con Valeria.

Luca: È assurdo! Tu eri andato a lasciare lei perché l'avevano vista con Maurizio domenica scorsa, vero?

Giacomo: Sì, ma è stata più veloce di me. Ora è finita. Non ho più fiducia in lei. È tutto troppo complicato. Non siamo fatti l'uno per l'altra.

Luca: Allora vuoi finirla con lei? Sei sicuro?

Giacomo: Sicurissimo. E poi non ho tempo per questo tipo di storie. La mia laurea è più importante. È fra sei settimane.

Luca: Non vedrai Giulia neanche alla festa di Sara sabato sera?

Giacomo: No, tranquillo, andrò alla festa. Perché dovrei rinunciare a vedere i miei amici? Ma non guarderò Giulia e tantomeno le parlerò.

G.: You know? Giulia left me. She's convinced that I'm having a "fling" with Valeria.

L.: That's ridiculous! You were going to leave her because she'd been seen with Maurizio last Sunday, right?

G.: Yes, but she was faster than me. Now it's over. I can't trust her anymore. It's all too complicated. We're not meant for each other.

L.: So you want to break it off with her? Are you sure?

G.: Very sure. I don't have time for this kind of stories. My studies are more important. Exams are in 6 weeks.

L.: You won't even see Giulia at Sara's party Saturday night?

G.: No, don't worry, I'll go to the party. Why should I give up seeing my friends? But I won't look at Giulia and even less talk to her.

Words

{AUDIO}

rendersi conto	to realize	non siamo fatti	we are not made
ti rendi conto?	do you realize?	l'uno per l'altra	for each other
lasciare	to leave	allora	so, in that case
essere convinto/-a	to be convinced	finirla con	to break it off with
che io abbia (congiuntivo)	that I have	sicuro/-a	sure
la storia	fling; history	non ho tempo	I don't have time
assurdo	absurd; ridiculous	questo tipo di	this kind of
eri andato	you had gone	la mia laurea	my studies
perché	because; why	più	more
l'avevano vista	she had been seen	importante	important
domenica	Sunday	fra sei settimane	in 6 weeks
scorso/-a	last	non vedrai	you won't see
vero? / non è vero?	isn't it?	neanche	not even
si	yes	alla festa	at the party
è stata	she has been	sabato sera	Saturday evening
veloce	quick, fast	tranquillo	don't worry
più veloce di me	faster than me	andrò	I'll go
ora	now	dovrei	I would need to
è finita	it's over	rinunciare	to give up
avere fiducia in	to trust	vedere	to see
tutto	everything, all	i miei amici	my friends
troppo	too	non guarderò	I won't look at
complicato	complicated	tantomeno	even less
		parlare	to talk, to speak
		non le parlerò	I won't talk to her

A2: Italian Cuisine (2)

{AUDIO} 'Spaghetti Aglio e Olio' is one of the Italian classics. The recipe is simple, but knowing some secrets will enhance your pleasure.

Per 4 persone: 400 g di spaghetti. Condimento: 3 spicchi d'aglio, 2 peperoncini, 50 ml di olio d'oliva, due cucchiaini di prezzemolo tritato.

Mentre cuociono gli spaghetti (vedi Level 1), scaldare in una padella l'olio a fuoco vivo. Quando l'olio è bollente, abbassare il fuoco, aggiungere gli spicchi d'aglio e i peperoncini e cuocere per 5 minuti.

Scolare gli spaghetti e metterli nella padella del condimento con il prezzemolo. Rigirare a fuoco lento per 2 minuti. Completare con un filo d'olio nel piatto.

Variazione dello chef: far sfumare il condimento con un po' di champagne; oppure: aggiungere alla fine qualche pinolo.

For 4 people: 400 g spaghetti. Sauce: 3 cloves of garlic, 2 chilli peppers, 50 ml of olive oil, two tablespoons of chopped parsley.

While the noodles are cooking (see Level 1), heat the oil in a pan over high heat. When the oil is hot, lower the heat, add the garlic and chilli and cook for 5 minutes.

Drain the spaghetti and put it in the pan with the sauce together with the parsley. Stir over low heat for 2 minutes. Complete with a drizzle of olive oil when served.

Chef's variation: soften the sauce with a little champagne; or add a few pine nuts at the end.

Words

{AUDIO}

condimento	sauce	mettere	to put
lo spicchio; pl: gli spicchi	slice; <i>here</i> : clove	nella padella	in the pan
l'aglio	garlic	rigirare	to stir, to turn around
il peperoncino	chilli pepper	a fuoco lento	over low heat
il cucchiaino; pl: i cucchiaini	teaspoon	completare	to complete
il prezzemolo	parsley	un filo d'olio	a drizzle of oil
tritato	chopped	a crudo	<i>here</i> : cold
cuocere	to cook	il piatto	plate
scaldare	to heat	la variazione	variation
a fuoco vivo	over high heat	far sfumare	to soften
quando	when	un po' di	a little (of)
bollente	boiling, very hot	lo champagne	champagne
abbassare	to lower	alla fine	at the end
il fuoco	fire; flame	qualche	some
aggiungere	to add	il pinolo	pine nut

B. Action Words

essere *to be*

Essere is the second most important word in Italian. As with **avere**, take all the time you need to get familiar with it. First learn every form, then memorize the 6-word sequence **sono-sei-è | siamo-siete-sono**. {AUDIO}

Singular

(io)	sono	I	am
(tu)	sei	you	are
(lui/lei)	è	he/she	is

Plural

(noi)	siamo	we	are
(voi)	siete	you	are
(loro)	sono	they	are

Italian words usually put the stress on the second-last syllable: **avere**, **ragione**. Only a few words put the stress on the *antepenultimate* syllable (the third-to-last one), for example **essere**. From now on, we'll underline the stressed vowels of these words (which are called **sdrucciole**).

Example: **vivere** *to live*, **spendere** *to spend*.

The most important word of the **sono-sei-è | siamo-siete-sono** sextet is **è** *he/she/it is*. In any conversation, you'll hear **è** at intervals of minutes, or even seconds. Here are some common words in combination with **è**:

{AUDIO}

È bellissimo!	That's beautiful!
Non è fantastico?	Isn't it fantastic?
Non è qui.	He/She is not here.
È lì.	He/She is there.
Non è grave.	It's not serious.
È completamente pazzo.	He is completely crazy.
È completamente pazza.	She is completely crazy.

{AUDIO} Now take a quick look at these words:

felice	happy
gentile	kind
dolce	sweet
crudel	cruel
divertente	funny
superficiale	superficial

and combine **sono-sei-è | siamo-siete-sono** with them. Note that the final **-e** vowel of these *adjectives* changes to **-i** in the plural (when the word refers to more than one person: *we, you, they*): **felici, gentili, dolci, crudeli, divertenti** and **superficiali**.

Sono felice.	I am happy.
Sei gentile.	You are kind.
È dolce.	He/She is sweet.
Siamo crudeli.	We are cruel.
Siete divertenti.	You are funny.
Sono superficiali.	They are superficial.

{AUDIO} By combining **sono-sei-è | siamo-siete-sono** with **felice etc.**, you get thirty-six new two-word sentences. Now add **non** and increase your repertoire to 216:

Non sono felice.	I am not happy.
Non sei gentile.	You are not kind.
Non è dolce.	He/She is not sweet.
Non siamo crudeli.	We are not cruel.
Non siete divertenti.	You are not funny.
Non sono superficiali.	They are not superficial.

{AUDIO} Finally, take a first look at the all-important **c'è** | **ci sono** *there is* | *there are* and its variations in time:

Presente

c'è	there is
ci sono	there are

Imperfetto

c'era	there was/used to be
c'erano	there were/used to be

Passato prossimo

c'è stato/stata	there was
ci sono stati/state	there were

Futuro

ci sarà	there will be (sing.)
ci saranno	there will be (pl.)

Condizionale presente

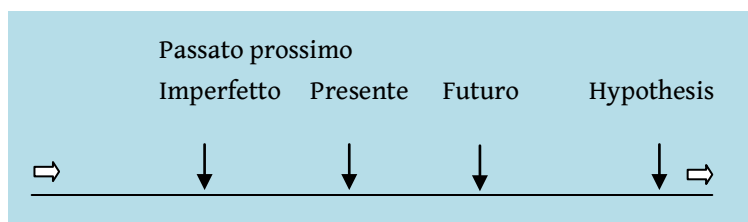
ci sarebbe	there would be (sing.)
ci sarebbero	there would be (pl.)

We'll come back to **essere** in Level 4.

Avere: Passato prossimo

Back to **avere** and back to the past: in a 10-minute dialogue, you will hear the single elements of the **avere** sextet **ho-hai-ha** | **abbiamo-avete-hanno** dozens of times. Most often, they appear in combination with so-called *past participles*. Past participles (now shown in blue) are, for example, *done*, *said*,

worked, in Italian **fatto**, **detto**, **lavorato**. Coupled with **avere**, they form the **passato prossimo**, one of the Italian tenses to express the past. Like the **imperfetto**, it is usually translated by the English *imperfect tense*. Look how the **passato prossimo** fits into your timeline, occupying the same time slot as the **imperfetto**. You'll discover later on the differences between the two.



{AUDIO} To get the past participles of Italian action words, you normally just change their endings. For the biggest group of action words, the **first group**, those ending in **-are**, just cut the **-are** and add **-ato**. Some examples:

Infinitive		Root	Past participle	
to love	amare	am-	amato	loved
to excuse	scusare	scus-	scusato	excused
to hope	sperare	sper-	sperato	hoped

For the **second group** of action words, those ending in **-ere**, cut **-ere** and add **-uto**:

Infinitive		Root	Past participle	
to believe	credere	cred-	creduto	believed
to be able to	potere	pot-	potuto	been able to
to know	sapere	sap-	saputo	known

And, finally, for the **third group** of action words, those ending in **-ire**, cut **-ire** and add **-ito**:

Infinitive		Root	Past participle	
to feel	sentire	sent-	sentito	felt
to understand	capire	cap-	capito	understood
to sleep	dormire	dorm-	dormito	slept

{AUDIO} Once you have the past participle, you can build the **passato prossimo**:

(io)	ho	amato	I	loved
(tu)	hai	amato	you	loved
(lui/lei)	ha	amato	he/she	loved
(noi)	abbiamo	amato	we	loved
(voi)	avete	amato	you	loved
(loro)	hanno	amato	they	loved

{AUDIO} The following list shows you the past participles of 10 frequent action words. Combine **ho-hai-ha | abbiamo-avete-hanno** + a past participle and you get the **passato prossimo**. Only a few past participles are irregular.

Infinito		Passato prossimo	
avere	to have	ho avuto	I had
fare	to make, to do	ho fatto*	I made, I did
dire	to say	ho detto*	I said
vedere	to see	ho visto*	I saw
dovere	to have to, must	ho dovuto	I had to, I must
volere	to want	ho voluto	I wanted
potere	can, to be able to	ho potuto	I could, I was able to
credere	to believe	ho creduto	I believed
parlare	to speak, to talk	ho parlato	I spoke, I talked
sapere	to know	ho saputo	I knew

* Irregular past participle

Ho avuto

{AUDIO} Now take one action word at a time and build your sextet:

avere *to have*

(io)	ho avuto	I	had
(tu)	hai avuto	you	had
(lui/lei)	ha avuto	he/she	had
(noi)	abbiamo avuto	we	had
(voi)	avete avuto	you	had
(loro)	hanno avuto	they	had

Combine **ho avuto**, etc. with **tempo, fame, sete, ragione, paura, freddo**:

(io)	Ho avuto tempo.	I had time.
(tu)	Hai avuto fame.	You were hungry.
(lui/lei)	Ha avuto sete.	He/She was thirsty.
(noi)	Abbiamo avuto ragione.	We were right.
(voi)	Avete avuto paura.	You were afraid.
(loro)	Hanno avuto freddo.	They were cold.

Ho fatto

{AUDIO}

fare *to do*

(io)	ho fatto	I	did
(tu)	hai fatto	you	did
(lui/lei)	ha fatto	he/she	did
(noi)	abbiamo fatto	we	did
(voi)	avete fatto	you	did
(loro)	hanno fatto	they	did

Now combine *ho fatto*, etc. with **una stupidaggine, un errore, un sogno, errori, una scelta, una risonanza magnetica**:

(io)	Ho fatto una stupidaggine.	I did a silly thing.
(tu)	Hai fatto un errore.	You made a mistake.
(lui/lei)	Ha fatto un sogno.	He/She had a dream.
(noi)	Abbiamo fatto errori.	We made mistakes.
(voi)	Avete fatto una scelta.	You made a choice.
(loro)	Hanno fatto una risonanza magnetica.	They did an MRI.

Ho detto

{AUDIO}

dire to say

(io)	ho detto	I	said
(tu)	hai detto	you	said
(lui/lei)	ha detto	he/she	said
(noi)	abbiamo detto	we	said
(voi)	avete detto	you	said
(loro)	hanno detto	they	said

Now combine *ho detto*, etc. with **di sì, di no, una bugia, una stupidaggine, una cazzata, una sola parola**:

(io)	Ho detto di sì.	I said yes.
(tu)	Hai detto di no.	You said no.
(lui/lei)	Ha detto una bugia.	He/She told a lie.
(noi)	Abbiamo detto una stupidaggine.	We said something stupid.
(voi)	Avete detto una cazzata (vulgar).	You said bullshit.
(loro)	Hanno detto una sola parola.	They said a single word.

Ho visto

{AUDIO}

vedere to see

(io)	ho visto	I	saw
(tu)	hai visto	you	saw
(lui/lei)	ha visto	he/she	saw
(noi)	abbiamo visto	we	saw
(voi)	avete visto	you	saw
(loro)	hanno visto	they	saw

Now combine *ho visto*, etc. with **il ragazzo, la ragazza, la tigre, i due ragazzi, le due ragazze, il drago**:

(io)	Ho visto il ragazzo.	I saw the boy.
(tu)	Hai visto la ragazza.	You saw the girl.
(lui/lei)	Ha visto la tigre.	He/She saw the tiger.
(noi)	Abbiamo visto i due ragazzi.	We saw the two boys.
(voi)	Avete visto le due ragazze.	You saw the two girls.
(loro)	Hanno visto il drago.	They saw the dragon.

To complete Section A, please take a sheet of paper and develop the sextets for **volere, dovere, potere, credere, parlare** and **sapere**. Examples:

ho voluto-hai voluto-ha voluto | abbiamo voluto-avete voluto-hanno voluto

ho potuto-hai potuto-ha potuto | abbiamo potuto-avete potuto-hanno potuto

Important note! We said earlier that the **passato prossimo** is the equivalent of the English *imperfect tense* (I loved, I studied, I worked). Alas, this is true only in part. Actually, in addition to the **passato prossimo**, you'll need also the **imperfetto**. We'll find out more about that in Level 8.

Second Important note! The *past participle* is a key element in Italian grammar. Would you repeat *past participle* 7 times, please? *Past participle* needs to be as familiar to you as milk, bread and butter.

Fare + andare

{AUDIO} Some action words have an irregular *present tense*. It is important to know the ones that are frequently used. Today, let's start with **fare** to do/make and **andare** to go.

	fare to do/make <i>I do, etc.</i>	andare to go <i>I go, etc.</i>	
io	faccio	vado	I
tu	fai	vai	you
lui/lei	fa	va	he/she
noi	facciamo	andiamo	we
voi	fate	andate	you
loro	fanno	vanno	they

C. Words

Technology

{AUDIO} Some words, in particular those referring to current technology gadgets, should be familiar to you. Note the slightly different pronunciation.

l'internet
lo smartphone
la sim
il tablet
il computer
il mouse
l'account

Preview

{AUDIO} In Level 3, you will find these words; please take a glance at them:

poco	little	grande	big
poco da fare	little to do	una casa	a house
Natale	Christmas	un lavoro	a job
sicuramente	certainly	prestigioso	prestigious
nuovo	new		
molto	much	ancora	still
un'idea	an idea	i nonni	the grandparents
		una borsa di studio	a scholarship
può darsi	maybe	un mestiere	a profession
per lei	for her	immenso	huge
brutto	ugly; bad	un successo	a success
avere un brutto carattere	to be bad-tempered	un figlio	a son
amare	to love	una figlia	a daughter
sperare	to hope	solo	only
studiare	to study	una vacanza	a vacation
		breve	short
sapere	to know	il capo	a boss
credere	to believe	interessante	interesting
capire	to understand	un successone	a huge success
dormire	to sleep		
piccolo	small	un problema	a problem
una macchina	a car	meglio	better
un ragazzo	a boy, young man	proprio	here: really, exactly
		una sfiga (colloquial)	bad luck
simpatico	nice, pleasant	le palle (vulgar)	the balls
una ragazza	a girl, young woman		
giovane	young		

D. Rules

Negatives (2)

{AUDIO} In Level 1, you used **non** to negate the meaning of a sentence. Now extend your knowledge to *never/ever*, *nothing/anything*, *nobody/anything* and *no more/anymore*. The procedure is simple: Keep the **non** in front of the action word and place **mai**, **niente**, **nessuno** and **più** after it.

Non ti amo.	I don't love you.
Non lavora mai .	He/She never works.
Non sa niente .	He/She knows nothing.
Non vedete nessuno .	You don't see anybody.
Non mi ami più .	You don't love me anymore.
Non lo facciamo mai più .	We won't do it again ("never anymore").

In synthesis:

non	not
non ... mai	never / ever
non ... niente	nothing / anything
non ... nessuno	nobody / anybody
non ... più	no more / anymore
non ... mai più	never again / ever again
non ... più niente	nothing again / anything again
non ... più nessuno	nobody again / anybody again

Things are slightly more complicated with *compound tenses*. With compound tenses such as the **passato prossimo** (**avere** + past participle, i.e., **ho lavorato**), **non** goes before the **avere** forms (and any optional personal pronoun **mi**, **ti**, **lo**, **la**, **l'** etc.; more about personal pronouns in Level 6):

Non ho sentito.	I didn't hear.
Non ti ho amato.	I didn't love you.

Where will you place **mai** and **più**? In the presence of a past participle, **mai** and **più** go *after avere* and *before* the past participle:

Non ha mai lavorato.	He/She has never worked.
Non mi hai più aiutato.	You haven't helped me anymore.
Non l'abbiamo mai più fatto.	We didn't do it ever again ("never anymore").

And where to place **niente** and **nessuno**? They always go *after* the past participle:

Non ha saputo niente .	He/She didn't know anything.
Non avete visto nessuno ?	Didn't you see anybody?

These sentences sound complicated, right? Indeed, they do, but don't worry. Eventually, after only weeks, you will become comfortable with them.

Asking a question

{AUDIO} When you ask a question in English, you usually add *do/did* at the beginning of the sentence: *Do you see this? Did you do this?* In Italian, you don't need anything of the kind. To transform the statement into a question, you just raise the pitch of your voice at the end of the sentence:

Statement: Mi hai baciato .	You kissed me.
Question: Mi hai baciato ?	Did you kiss me?
Statement: È arrivato solo adesso.	He's come only now.
Question: È arrivato solo adesso?	Has he come only now?

See also these examples:

Non ti amo?	Don't I love you?
Non lavora mai ?	Doesn't he ever work?
Non sa niente ?	Doesn't he know anything?
Non vedete nessuno ?	Don't you see anybody?
Non mi ami più ?	Don't you love me anymore?
Non lo facciamo mai più ?	Won't we ever do it again?

E. Dialogue

{AUDIO}

La macedonia di Amos

- Guarda la bella frutta che ha il signor Gianni. Sembra freschissima.
- Davvero! Senti solo le fragole...
- Facciamo una macedonia!
- Ottima idea! Quale frutta compriamo?
- Seguiamo la ricetta di Amos: due pezzi di tutto, frutta piccola, ananas e pinoli - e per finire, succo di arancia e limone a volontà.
- Cioè?
- Due mele, due pere, due banane, due kiwi e mezzo ananas, una piccola bustina di pinoli e 250 grammi di susine, d'uva e di albicocche.
- E le fragole?

Amos' fruit salad

- Look at the beautiful fruit that Mr. Gianni has. It seems very fresh.
- You're right! Just smell the strawberries!
- Let's make a fruit salad!
- Great idea! What fruit shall we buy?
- Let's follow Amos' recipe: two pieces of everything, small fruit, pineapple and pine nuts - and finally, orange juice and lemon to taste.
- Say that again?
- Two apples, two pears, two bananas, two kiwis and half a pineapple, a small packet of pine nuts and 250 grams of plums, grapes and apricots.
- And strawberries?

– Certo, anche le fragole. Evito solo melone e anguria – il melone perché ha un gusto molto forte e l'anguria perché è troppo acquosa. Tagliamo la frutta a pezzettini, la mescoliamo con quattro cucchiari di zucchero e mettiamo tutto nel frigorifero per trenta minuti. Alla fine, aggiungiamo il succo di quattro arance e di tre limoni e serviamo la macedonia con un gelato alla crema. Signor Gianni...

– Buongiorno, Signorina Elisa. Che cosa desidera?

– Salve. Vorrei preparare una bella macedonia. Ci servono due mele, due pere, due banane, una bustina di pinoli, 4 arance, 3 limoni...

– Of course, also strawberries. I usually avoid putting in melon and watermelon - the melon because it has a very strong taste and the watermelon because it is too watery. We'll cut the fruit into small pieces, mix it with four tablespoons of sugar and put everything in the fridge for thirty minutes. After that, we'll add the juice of four oranges and three lemons and serve the fruit salad with vanilla ice cream. Mr. Gianni...

– Good morning, Miss Elisa. What would you like?

– Hello. I would like to prepare a nice fruit salad. We need two apples, two pears, two bananas, a bag of pine nuts, 4 oranges, 3 lemons...

Words

{AUDIO}

la macedonia	fruit salad
di	of
guarda!	look!
che	which, that
il signor Gianni	Mr. Gianni
sembra	it seems
fresco/-a	fresh
freschissimo/-a	very/so fresh

davvero	indeed / really / you're right
sentì!	smell!
solo	only, just
il profumo	fragrance, scent
la fragola;	strawberry
plurale: le fragole	

facciamo	we make; let's make	evito	I avoid
ottimo/-a	great	il melone	melon
l'idea	idea	l'anguria	watermelon
quale	what, which	perché	because
la frutta	fruit	il gusto	taste
compriamo	we buy / let's buy	molto	very
seguiamo	we follow / let's follow	forte	strong
la ricetta	recipe	troppo	too
due	two	acquoso/-a	watery
il pezzo; plurale: i pezzi	piece	tagliamo	we cut
tutto	all, everything	a pezzettini	into small pieces
piccolo/-a	small	mescoliamo	we mix
l'ananas (m.)	pineapple	con	with
e	and	quattro	four
il pinolo; plurale: i pinoli	pine nut	il cucchiaino; plurale: i cucchiaini	teaspoon
per finire	finally	mettiamo	we put
il succo	juice	il frigorifero	fridge
l'arancia	orange	nel frigorifero	in/into the fridge
il limone	lemon	il minuto	minute
a volontà	to taste; at will	per trenta minuti	for 30 minutes
cioè?	say that again! that is to say?	la fine	end
la mela	apple	alla fine	at the end
la pera	pear	aggiungiamo	we add
la banana	banana	tre	three
il kiwi	kiwi	serviamo	we serve
mezzo	half	il gelato	ice cream
uno, una	a	un gelato alla crema	a vanilla ice cream
la bustina	small packet	la signorina	young lady
il grammo	gram	che cosa?	what?
la susina	plum	desidera?	what do you desire?
l'uva	grape	vorrei	I would like
l'albicocca	apricot	preparare	to prepare
certo	of course	bello/-a	we need
anche	also	ci servono	we need

F. Results & Preview

{AUDIO} That's it for Level 2. Do you remember all the words we shared with you? And can you say **sono-sei-è | siamo-siete-sono?**

Do you remember

avere – ho **avuto**

fare – ho **fatto**

dire – ho **detto**

vedere – ho **visto**

volere – ho **voluto**

dovere – ho **dovuto**

potere – ho **potuto**

credere – ho **creduto**

parlare – ho **parlato**

sapere – ho **saputo**

Do you know the meaning of **mai**, **niente**, **nessuno** and **più**?
And, most importantly: Will you remember Amos' fruit salad recipe forever?

Well then, you have been promoted to Level 3!

* * *

In Level 3, you'll find the third and last part of the action word **avere**. Be prepared for the worst because the complete picture of one single Italian action word is shocking, at least at the beginning. There's one piece of reassuring news, though: we won't ask you to learn everything we show you.

Are you ready for Level 3? Fasten your seatbelt!

Level 3 *Avere*

For basic notions of the Italian language, continue with the next episode of Giulia, Giacomo and their friends ('A1: Love') and *Pasta alla Caprese* ('A2: Italian Cuisine'). Then go onto Level 4.

Download the audio files from www.4elisa.com to your mobile devices and listen while reading the text and checking the English translation. Remember, there is no shame in listening to the audio 10, 20 or even 50 times!

For a more thorough knowledge of the Italian language, please continue with section B, 'Action Words', section C, 'Words', section D, 'Rules', etc. In Level 3, you will encounter the most important and most difficult part of this manual: **avere**, the #1 word of the Italian language. You will observe how action words explode into dozens of pieces and start to understand how to appreciate the puzzle.

These twenty pages are particularly hard. Don't despair. We don't expect you to remember every detail of what you see here, but we offer you the privilege of discovering the full potential of one single Italian action word in a single day! It is a rough initiation, but like all initiation rites, you have to do it only once!

As always, make extensive use of the audio files. Listen to them until you hear and distinguish every single word.

A1: Love (3)

{AUDIO} Giulia meets Sara, one of her best friends. They discuss the breakup with Giacomo.

Sara: Come stai? Ti senti meglio?

Giulia: Sì, mi sento molto meglio. Finalmente l'ho lasciato. Ma non dormo bene, non mangio e non riesco a concentrarmi per gli esami. Lo odio!

Sara: Pazienza, Giulia, passerà. E soprattutto, non devi sentirti in colpa. È lui che ha sbagliato.

Giulia: Certo, ma sei sicura che quella storia con Valeria va avanti da settimane?

Sara: Così mi hanno detto. E li ho visti anche mentre uscivano dal corso di farmacologia dieci minuti prima della fine...

Giulia: Uffa, mi sento come in un frullatore. Ho la testa nel pallone.

Sara: Non pensare più a lui. Chi non ti ama non ti merita. Sei così carina. Troverai presto un altro compagno...

S.: How are you? Do you feel better?

J.: Yes, I feel much better. I finally left him. But I'm not sleeping well, I'm not eating and I can't manage to concentrate on the exams. I hate him!

S.: Patience, Julia, that will stop (soon). And above all, you should not feel guilty. It's he who was wrong.

J.: Yes, but are you sure that that relationship with Valeria has been going on for weeks?

S.: That's what I was told. And I saw them also coming out of pharmacology class ten minutes before the end...

J.: Ugh, I feel like I'm in a blender. Completely confused.

S.: Don't think of him anymore. He who doesn't love you, doesn't deserve you. You're so pretty. You'll find another boyfriend quickly...

Words

{AUDIO}

come stai?	how are you?	così	so
sentirsi	to feel	mi hanno detto	they told me
meglio	better	li ho visti	I saw them
molto	much; very	mentre	while
finalmente	finally, in the end	uscire	to go/come out
dormire	to sleep	il corso	class
bene	well	farmacologia	pharmacology
mangiare	to eat	dieci	10
riuscire	to manage; to succeed	il minuto	minute
concentrarsi	to concentrate	come	like; how
l'esame (m.)	exam	il frullatore	blender
odiare	to hate	il pallone	ball
la pazienza	patience	la testa	head
passare	to pass; to stop	avere la testa nel pallone	to be confused
soprattutto	above all	non pensare più	don't think anymore
non devi	you must not	chi	who
sentirsi in colpa	to feel guilty	amare	to love
è lui che	it's him who	meritare	to deserve
sbagliare	to be wrong, mistaken	carino/-a	pretty
certo	certainly	trovare	to find
essere sicuro	to be sure	presto	soon, quickly
andare avanti	to continue	altro/-a	other
da settimane	for weeks	il compagno	boyfriend

A2: Italian Cuisine (3)

{AUDIO} *Pasta alla Caprese is another classic. Be careful to choose tasty ingredients, in particular tomatoes, basil and olive oil.*

Per 4 persone: 400 g di pasta corta (farfalle, fusilli, mezze penne ecc.). Condimento: 4 pomodori, 200 g di mozzarella, 15 piccole foglie di basilico, 100 ml di olio d'oliva, sale, un pizzico di origano (opzionale).

Tagliare a dadini (1-2 cm) i pomodori e la mozzarella e metterli in un recipiente alto. Aggiungere olio, sale, basilico tagliato a mano (e eventualmente l'origano).

Cuocere la pasta (vedi Level 1). Una volta scolata, metterla immediatamente nel recipiente del condimento e mescolare energicamente con due cucchiaini di legno.

Variazioni dello chef: aggiungere 200 g di tonno bollito e schiacciato con la forchetta e 3 cucchiaini di pesto alla genovese.

For 4 people: 400 g short pasta (farfalle, fusilli, mezze penne, etc.). Dressing: 4 tomatoes, 200 g of mozzarella, 15 small basil leaves, 100 ml of olive oil, salt, a pinch of oregano (optional).

Dice (1-2 cm) tomatoes and mozzarella and place them in a tall container. Add oil, salt, basil torn by hand (and the oregano as you wish).

Cook pasta (see Level 1). Once drained, put it immediately into the bowl of the sauce and stir vigorously with two wooden spoons.

Chef's variations: add 200 g of tuna boiled and crushed with a fork and 3 tablespoons of pesto.

Words

{AUDIO}

il pomodoro	tomato	possibilmente	possibly
la mozzarella	mozzarella	tagliato a mano	torn by hand
piccolo/-a	small	eventualmente	optionally
la foglia	leave	una volta	once
il basilico	basil	mescolare	to stir
il sale	salt	energicamente	vigorously
un pizzico di	a pinch of	il tonno	tuna
l'origano	oregano	schacciare	to crush
tagliare	to cut	la forchetta	fork
tagliare a dadini	to dice	il pesto alla genovese	pesto sauce
il recipiente	container		
alto/-a	tall, high		

B1. Action Words

{AUDIO}

Infinito	avere
Participio passato	avuto
Gerundio presente	avendo
Imperativo	abbi abbia abbiamo abbiate <u>abbiano</u>

	Presente		Imperfetto
io	ho		avevo
tu	hai		avevi
lui/lei	ha		aveva
noi	abbiamo		avevamo
voi	avete		avevate
loro	hanno		avevano

	Futuro semplice	Condizionale pres.	Passato remoto
io	avrò	avrei	ebbi
tu	avrà	avresti	avesti
lui/lei	avrà	avrebbe	ebbe
noi	avremo	avremmo	avemmo
voi	avrete	avreste	aveste
loro	avranno	avrebbero	ebbero

	Congiuntivo presente	Congiuntivo imperfetto
che io	abbia	avessi
che tu	abbia	avessi
che lui/lei	abbia	avesse
che noi	abbiamo	avessimo
che voi	abbiate	aveste
che loro	<u>abbiano</u>	avessero

In the coming levels, you will see many of these colourful tables. The 'standard mode' of action words is the so-called **indicativo** which expresses facts of life that really happened, are happening right now or will be happening in the future; as the **indicativo** is the *default mode*, we don't specify it and say simply **presente** and **imperfetto**.

The **indicativo** is also called *mood*. Other *moods* are 1) the **condizionale** (*conditional*), 2) the **congiuntivo** (*subjunctive*), and 3) the **imperativo** (*imperative*).

In addition, there are also three *indefinite moods* which do not indicate the person: **infinito** (*infinitive*), **participio** (*participle*) and **gerundio** (*gerund*).

Does that sound confusing? If it does, forget it if you like! Just remember that there is a **congiuntivo** which Italians use to express doubts, thoughts, wishes, beliefs, and worries. The **congiuntivo** will later cause you a bit of a headache; we might have something to alleviate your pain.

{AUDIO} Of the 42 words presented in the table above, 24 of them we first saw in Level 1:

Presente

ho-hai-ha | abbiamo-avete-hanno

I, you have, he or she has | we, you, they have

Imperfetto

avevo-avevi-aveva | avevamo-avevate-avevano

I, you, he or she had | we, you, they had

I, you, he or she used to have | we, you, they used to have

Futuro

avrò-avrà | avremo-avrete-avranno

I, you, he or she will have | we, you, they will have

Condizionale presente

avrei-avresti-avrebbe | avremmo-avreste-avrebbero

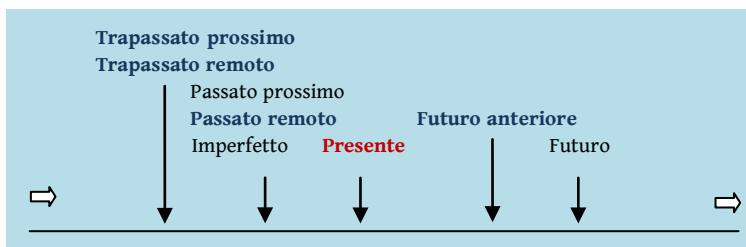
I, you, he or she would have | we, you, they would have

Dimensions of time

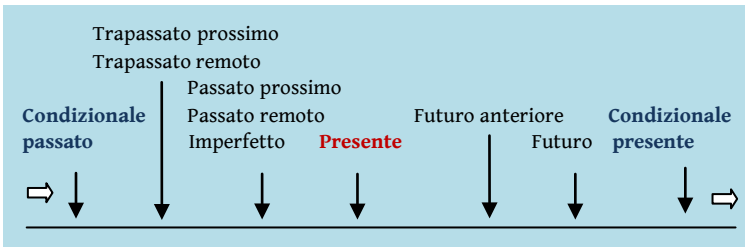
Before continuing our exploration of **avere**, let's briefly return to the dimensions of time. Remember Level 0: When talking about your life, you frequently use the present, the past and the future: *I have* (**presente**), *I had* (**imperfetto**), *I will have* (**futuro**).

Less frequently, you will also say *I had had* (**trapassato prossimo past perfect**) to express something that happened before 'I had'; or *I will have had* (**futuro anteriore future perfect**) to talk about something that will happen before an even more distant future.

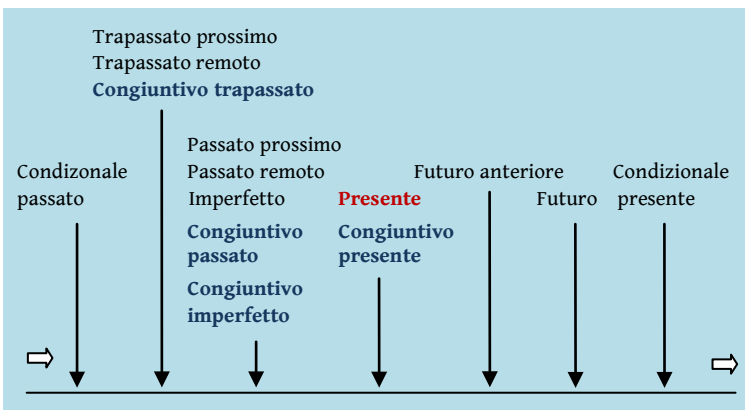
Please note that 1) *I had* has two equivalents in Italian, the **passato prossimo** ('ho fatto') and the **imperfetto** ('avevo'); 2) **passato remoto simple past** is another (yes, a third!) way to say *I had*; and, finally, 3) **trapassato remoto preterite perfect** is another way to say *I had had*. That gives you 8 tenses (new tenses shown in blue):



However, life isn't carved in stone, but variable and subject to conditions – for example, when you say *I would have* (**condizionale presente present conditional**) or *I would have had* (**condizionale passato past conditional**). Now you have 10 tenses (new tenses again shown in blue):



Finally, Italian has a particular way to express emotion, doubt, personal feelings, suggestions, etc. As Italians love to be precise, they add another four so-called *conjunctive tenses* to fully express themselves. That puts the tense count at a staggering 14 (new tenses shown in blue). Yes, Italian – like French, Spanish and Portuguese – is capable of exploding a simple *I have* to a total of 14 different flavours!



Fortunately, 7 of the 14 time tenses are so-called ‘compound tenses’ which recycle words you already know; however, you’ll still need to memorize the remaining 7 “six-packs” = 42 words. If

you memorize them now the benefits will be doubled: first, you'll fully master **avere**, the most important Italian word; second, the 42-word knowledge of **avere** will help you manage all other Italian action words. Mastering Level 3 is like climbing Mount Everest – after Level 3 everything else will feel like a gentle Italian downhill *passeggiata* slope.

Level 3, section B, is divided into 4 parts:

1. Part 1 presents just 7 words – the first person singular (*I have, I had, I will have, etc.*) of the 7 simple tenses.
2. The easy Part 2 combines these 7 words with the past participles *loved, hoped, studied, knew, believed, understood* and *slept*, to build the 7 compound tenses.
3. Part 3 presents complete sextets of the 7 simple tenses.
4. The easy Part 4 concludes with the sextets of the 7 compound tenses.

Examples from everyday life will show you how to use the words. Listen to the audio tracks until you know the sentences by heart.

Words

{AUDIO} The examples shown below use the following words presented in Level 2. Please take a second quick look.

poco	little	carattere	
poco da fare	little to do	amare	to love
Natale	Christmas	sperare	to hope
sicuramente	certainly	studiare	to study
nuovo	new		
molto	much	sapere	to know
un'idea	an idea	credere	to believe
		capire	to understand
può darsi	maybe	dormire	to sleep
per lei	for her	piccolo	small
brutto	ugly; bad	una macchina	a car
avere un brutto	to be bad-tempered	un ragazzo	a boy, young man

simpatico	nice, pleasant	un figlio	a son
una ragazza	a girl, young woman	una figlia	a daughter
giovane	young	solo	only
grande	big	una vacanza	a vacation
una casa	a house	breve	short
un lavoro	a job	il capo	a boss
prestigioso	prestigious	interessante	interesting
		un successone	a huge success
ancora	still	un problema	a problem
i nonni	grandparents	meglio	better
una borsa di studio	a scholarship	proprio	<i>here: really, exactly</i>
un mestiere	a profession	una sfiga	bad luck
immenso	huge	(colloquial)	
un successo	a success	le palle (vulgar)	balls

{AUDIO}

1. I have, I had, I will have, et al.

Let's start with your own person, the first person singular.

1.1 Presente

Presente	(io) ho	I have	Present
----------	---------	--------	---------

1.2 Imperfetto

Imperfetto	(io) avevo	I had I used to have	Imperfect
------------	------------	-------------------------	-----------

The difference between **avevo** *I had, I used to have* and **ho avuto** *I (have) had* is a fundamental one:

avevo (imperfetto) expresses habits, states of mind, environmental descriptions and how people and the world were in the past;

ho avuto (passato prossimo) refers to an action which has been completed in the past.

Think of a theater. While **avevo** may describe the various elements of a theater stage set, **ho avuto** would describe a sudden action occurring on the stage. If you are French, Spanish or Portuguese, the difference between **avevo** and **ho avuto** is immediately clear to you (French: j'avais vs. j'ai eu; Spanish: yo tenia vs. tuve; Portuguese: eu tinha vs. tive); if not, you'll need time to understand and digest it. We'll talk about it in further detail in Level 8.

Avevo un gatto e due cani.	I had a cat and two dogs.
Avevo sempre sete.	I was always thirsty.

1.3 Futuro

Futuro <u>semplice</u>	(io) avrò	I will have	Future
------------------------	-----------	-------------	--------

Avrò poco da fare.	I will have little to do.
A Natale, avrò sicuramente un nuovo tablet.	At Christmas, I'll certainly get a new tablet.

1.4 Condizionale Presente

Condizionale presente	(io) avrei	I would have	Present conditional
-----------------------	------------	--------------	---------------------

Avrei molto da dire.	I would have much to say.
Avrei un'idea...	I would have (I have) an idea...

1.5 Congiuntivo presente

Back to the present. When expressing emotion, doubt, personal feelings, suggestions, etc., the Italian language uses the *subjunctive tense*. As you will see, the **congiuntivo presente** usually translates into the *present tense* (*I have*) and the **congiuntivo imperfetto** into the *imperfect tense* (*I had*).

The *present subjunctive congiuntivo presente*:

Congiuntivo presente	che io abbia	that I have	Present subjunctive
-------------------------	--------------	-------------	------------------------

Here are some expressions that command the use of the **congiuntivo**. You will find more about the fascinating **congiuntivo** in Level 9.

Ho l'impressione che...	I have the impression that...
Avrei preferito che...	I would have preferred that...
Speravo che...	I hoped that...
Non sapevo che...	I didn't know that...
Mi dispiace che...	I am sorry that...
È importante necessario incredibile possibile impossibile naturale probabile difficile che...	It is important necessary incredible possible impossible natural probable difficult that...
Può darsi che...	Maybe...
Può darsi che io abbia tempo per lei.	Maybe I have time for her.
Può darsi che io abbia un brutto carattere.	Maybe I have a bad temper.

1.6 Congiuntivo imperfetto

And this is the **congiuntivo imperfetto** *imperfect subjunctive*:

Congiuntivo imperfetto	che io avessi	that I had	Imperfect subjunctive
---------------------------	---------------	------------	--------------------------

Può darsi che io non avessi tempo per lei. Maybe I didn't have time for her.

Può darsi che io avessi un brutto carattere. Maybe I had a bad temper.

1.7 Passato remoto

Finally, to express a remote past, Italian uses the **passato remoto** *simple past*. In most parts of Italy it isn't used in colloquial language and you'll find it mostly in prose.

Passato remoto	(io) ebbi	I had	Simple past
----------------	-----------	-------	-------------

Ebbi molto tempo. I had much time.

1.8 Summary

1	Presente	(io) ho	I	have	Present
2	Imperfetto	(io) avevo	I	had, used to have	Imperfect
3	Futuro semplice	(io) avrò	I	will have	Future
4	Condizionale presente	(io) avrei	I	would have	Present conditional
5	Congiuntivo presente	che io abbia	that I	have	Present subjunctive
6	Congiuntivo imperfetto	che io avessi	that I	had	Imperfect subjunctive
7	Passato remoto	(io) ebbi	I	had	Simple past

2. Compound tenses

Now comes the easy second part: take the elements shown above (**ho | avevo | avrò | avrei | abbia | avessi | ebbi**) and combine them with a *past participle* to form the so-called *compound tenses*. Remember: action words of the first group end in **-are** and form the past participle with **-ato**; those of the second group end in **-ere** and form the past participle with **-uto**; and those of the third group end in **-ire** and form the past participle with **-ito**.

{AUDIO}

	Infinitive		Past participle	
1	amare	to love	amato	loved
	sperare	to hope	sperato	hoped
	studiare	to study	studiato	studied
2	sapere	to know	saputo	knew
	credere	to believe	creduto	believed
3	capire	to understand	capito	understood
	dormire	to sleep	dormito	slept

By combining **ho | avevo | avrò | avrei | abbia | avessi | ebbi** with **amato, sperato, studiato, saputo, creduto, capito** and **dormito**, you'll have access, within seconds, to

- the *perfect*, **passato prossimo**
- the *past perfect*, **trapassato prossimo**
- the *future perfect*, **futuro anteriore**
- the *past conditional*, **condizionale passato**
- the *past subjunctive*, **congiuntivo passato**
- the *past perfect subjunctive*, **congiuntivo trapassato**
- and the *preterite perfect*, **trapassato remoto**

Frightening names for even more frightening tenses? Yes indeed!
7 frightening names as easy to learn as the names of 7
prehistoric birds.

1	Passato prossimo	(io)	ho amato	I	loved	Perfect
2	Trapassato prossimo	(io)	avevo sperato	I	had hoped	Past perfect
3	Futuro anteriore	(io)	avrò studiato	I	will have studied	Future perfect
4	Condizionale passato	(io)	avrei saputo	I	would have known	Past conditional
5	Congiuntivo passato	che io	abbia creduto	that I	believed	Past subjunctive
6	Congiuntivo trapassato	che io	avessi capito	that I	had understood	Past perfect subjunctive
7	Trapassato remoto	(io)	ebbi dormito	I	had slept	Preterite perfect

3. Simple tense sextets

{AUDIO} Now expand **ho** | **avevo** | **avrò** | **avrei** | **abbia** | **avessi** | **ebbi** to ‘action word sextets’.

1. Presente

(io)	ho	I	have
(tu)	hai	you	have
(lui/lei)	ha	he/she	has
(noi)	abbiamo	we	have
(voi)	avete	you	have
(loro)	hanno	they	have

2. Imperfetto

The **imperfetto** endings for **avere** are **evo, -evi, -eva | -evamo, -evate, -evano**.

(io)	avevo	I	had
(tu)	avevi	you	had
(lui/lei)	aveva	he/she	had
(noi)	avevamo	we	had
(voi)	avevate	you	had
(loro)	avevano	they	had

Just imagine a few things you or your friends had in the past:

Avevo una piccola macchina.	I had a small car.
Avevi un ragazzo simpatico.	You had a nice boyfriend.
Aveva una ragazza giovane.	He/She had a young girlfriend.
Avevamo una grande casa.	We had a big house.
Avevate un lavoro prestigioso.	You had a prestigious job.
Avevano ancora i nonni.	They had still their grandparents.

You will later see that the **imperfetto** endings are very similar for all action words. For **avere** which is a Group 2 word and ends in **-ere** the endings are **-evo, -evi, -eva | -evamo, -evate, -evano**. Here are the endings for Group 1 and Group 3 action words:

Group 1, -are: -avo, -avi, -ava | -avamo, -avate, -avano

Group 2, -ere: -evo, -evi, -eva | -evamo, -evate, -evano

Group 3, -ire: -ivo, -ivi, -iva | -ivamo, -ivate, -ivano

3. Futuro

Good news again! The endings of the **futuro** are regular for all action words: **-ò, -ai, -à | -emo, -ete, -anno**. All you need to know is the *future stem* for where to attach the endings. For **avere**, the future stem is irregular: **avr-**.

(io)	avrò	I will	have
(tu)	avrà	you will	have
(lui/lei)	avrà	he will /she will	have
(noi)	avremo	we will	have
(voi)	avrete	you will	have
(loro)	avranno	they will	have

Imagine a few things you or your friends will have in the future.

Avrò una borsa di studio. I'll have a scholarship.

Avrai un mestiere interessante. You'll have an interesting profession.

Avrà un immenso successo. He/She'll have a huge success.

Avremo un figlio e una figlia. We'll have a son and a daughter.

Avrete solo una vacanza breve. You'll have only a short vacation.

Avranno un nuovo capo. They'll have a new boss.

4. Condizionale presente

Whenever the future is uncertain, we use the **condizionale**. The endings of the **condizionale**, too, are the same for all action words: **-ei, -esti, -ebbe | -emmo, -este, -ebbero**. Again, attach them to the future stem **avr-**.

(io)	avrei	I would	have
(tu)	avresti	you would	have
(lui/lei)	avrebbe	he would	have
		/she would	
(noi)	avremmo	we would	have
(voi)	avreste	you would	have
(loro)	avrebbero	they would	have

'If this or that happened, then...'

...avrei una borsa di studio.	...I'd have a scholarship.
...avresti un mestiere interessante.	...you'd have an interesting job.
...avrebbe un immenso successo.	...he/she'd have a huge hit.
...avremmo un figlio e una figlia.	...we'd have a son and a daughter.
...avreste solo una vacanza breve.	...you'd have only a short vacation.
...avrebbero un nuovo capo.	...they'd have a new boss.

5. Congiuntivo presente

When expressing emotion, doubt, personal feelings, suggestions, uncertainty and possibility (see Details in Level 9), we have to use the Italian **congiuntivo**. The *present subjunctive* can be translated in English either by the *present* or the *future tense*.

che io	abbia	that I	have
che tu	abbia	that you	have
che lui/lei	abbia	that he/she	has
che (noi)	abbiamo	we	have
che (voi)	abbiate	you	have
che (loro)	abbiano	they	have

As you see, **abbia** is the same for the three singular forms. As a consequence, you need to specify who is the subject of the sentence: **io**, **tu** or **lui/lei**:

Può darsi... / Spero...

... che **io** abbia tempo.
 ... che **tu** abbia un successone.
 ... che **lui/lei** abbia un problema.

It's possible... / I hope

... that I'll have time.
 ... that you'll have a huge hit.
 ... that he/she'll have a problem.

... che abbiamo meglio da fare.

... that we have something better to do.

... che abbiate proprio una grande sfiga.

... that you'll have really a great misfortune.

... che abbiano le palle per farlo.

... that they'll have the balls to do it.

6. Congiuntivo imperfetto

The *imperfect subjunctive* is usually translated by the imperfect tense.

che io	avessi	that I	had
che tu	avessi	that you	had
che (lui/lei)	avesse	that he/she	had
che (noi)	av^{ess}imo	that we	had
che (voi)	aveste	that you	had
che (loro)	av^{ess}ero	that they	had

As **avessi** is the same for the two first singular forms, you will specify who is the subject of the sentence, **io** or **tu**:

Era improbabile...

...che **io** avessi tempo.
 ... che **tu** avessi un successone.
 ... che avesse un problema maggiore.

It was improbable...

... that I had time.
 ... that you had a huge success.
 ... that he/she had a major problem.

... che av^{ess}imo meglio da fare.

... that we had something better to do.

... che aveste proprio una grande sfiga.

... that you had really a great misfortune.

... che av^{ess}ero le palle per farlo.

... that they had the balls to do it.

7. Passato remoto

The **passato remoto** *simple past* is used to recount historical events or actions in the distant past. In conversational Italian, it is not used in Northern and Central Italy.

(io)	ebbi	I	had
(tu)	avesti	you	had
(lui/lei)	ebbe	he/she	had
(noi)	avemmo	we	had
(voi)	aveste	you	had
(loro)	ebbero	they	had

4. Compound tense sextets

We come to the final part of our action verb odyssey, the compound tenses. Please make sure and become comfortable with the following three today:

Passato prossimo (I, you he/she, etc. *loved*):

ho amato – hai amato – ha amato |

abbiamo amato – avete amato – hanno amato

Trapassato prossimo (I, you he/she, etc. *had hoped*):

avevo sperato – avevi sperato – aveva sperato |

avevamo sperato – avevate sperato – avevano sperato

Condizionale passato (I, you, he/she, etc. *would have known*):

avrei saputo – avresti saputo – avrebbe saputo |

avremmo saputo – avreste saputo – avrebbero saputo

We present the 7 compound tenses with the action words

amare/amato to love/loved

sperare/sperato to hope/hoped

studiare/studiato to study/studied

sapere/saputo to know/known

credere/creduto to believe/believed

capire/capito to understand/understood

dormire/dormito to sleep/slept

{AUDIO}

1. Passato prossimo

(io)	ho amato	I	loved
(tu)	hai amato	you	loved
(lui/lei)	ha amato	he/she	loved
(noi)	abbiamo amato	we	loved
(voi)	avete amato	you	loved
(loro)	hanno amato	they	loved

2. Trapassato prossimo

(io)	avevo sperato	I	had hoped
(tu)	avevi sperato	you	had hoped
(lui/lei)	aveva sperato	he/she	had hoped
(noi)	avevamo sperato	we	had hoped
(voi)	avevate sperato	you	had hoped
(loro)	avevano sperato	they	had hoped

3. Futuro anteriore

(io)	avrò studiato	I will	have studied
(tu)	avrà studiato	you will	have studied
(lui/lei)	avrà studiato	he/she will	have studied
(noi)	avremo studiato	we will	have studied
(voi)	avrete studiato	you will	have studied
(loro)	avranno studiato	they will	have studied

4. Condizionale passato

(io)	avrei saputo	I would	have known
(tu)	avresti saputo	you would	have known
(lui/lei)	avrebbe saputo	he/she would	have known
(noi)	avremmo saputo	we would	have known
(voi)	avreste saputo	you would	have known
(loro)	avrebbero saputo	they would	have known

5. Congiuntivo passato

che io	abbia creduto	that I	believed
che tu	abbia creduto	that you	believed
che lui/lei	abbia creduto	that he/she	believed
che (noi)	abbiamo creduto	that we	believed
che (voi)	abbiate creduto	that you	believed
che (loro)	abbiano creduto	that they	believed

6. Congiuntivo trapassato

che io	avessi capito	that I	had understood
che tu	avessi capito	that you	had understood
che (lui/lei)	avesse capito	that he/she	had understood
che (noi)	avessimo capito	that we	had understood
che (voi)	aveste capito	that you	had understood
che (loro)	avessero capito	that they	had understood

7. Trapassato remoto

(io)	ebbi dormito	I	had slept
(tu)	avesti dormito	you	had slept
(lui/lei)	ebbe dormito	he/she	had slept
(noi)	avemmo dormito	we	had slept
(voi)	aveste dormito	you	had slept
(loro)	ebbero dormito	they	had slept

5. Summary

You have climbed the Italian Mount Everest! Congratulations! Only later will you fully appreciate what you have accomplished today: conquering the fundamentals of one Italian action word. This was the hard core of Italian grammar – in comparison, every other aspect of grammar will appear clean and transparent.

In a few moments, Elisa will take you to the beach but before that see how **volere** and **potere** work, check a few question words and take a quick glance at important words you'll discover in Level 4.

B2. Action Words

Volere + potere

{AUDIO} Today's irregular action words are **volere** *to want* and **potere** *to be able to, can*.

	volere <i>to want</i> <i>I want, etc.</i>	potere <i>to be able to, can</i> <i>I can/am able to, etc.</i>	
io	voglio	posso	I
tu	vuoi	puoi	you
lui/lei	vuole	può	he/she
noi	vogliamo	possiamo	we
voi	volete	potete	you
loro	vogliono	possono	they

C. Words

Question words

{AUDIO}

chi?	who?
cosa?	what?
dove?	where?
da dove?	from where?
perché?	why?
come?	how?
quando?	when?

Examples

Chi sei?	Who are you?
Cosa vuoi?	What do you want?
Dove siete andati?	Where did you go?
Da dove venite?	Where are you coming from?
Perché mi hai baciato?	Why did you kiss me?
Come hai fatto questo?	How did you do that?
Quando ci vediamo?	When will we see each other (again)?

Preview of Level 4

{AUDIO} In Level 4, you will find the following words. Please take a first peek at them.

contento/-a	glad	andare fuori di testa	to lose one's mind
stare con	to stay with	direttamente	directly
curioso/-a	curious	il cinema	cinema
conoscere	to know	tornare	to go/come back
dispiaciuto/-a	disappointed	a mezzogiorno	at noon
andare in vacanza	to go on vacation	la casa	house
pensare	to think	tornare a casa	to come back home
sposare	to marry	arrivare	to arrive
dolce	sweet	festeggiare	to celebrate
terribilmente	terribly	il matrimonio	wedding
la squadra	team	tornare in tempo	to come back in time
eccellente	excellent		
l'aiuto	help		
fantastico	fantastic		
bambino	baby boy	partire	to leave
bambina	baby girl	subito	right away
mio	my	qualcuno	someone
tuo	your	firmare	to sign
suo	his/her	il contratto	contract
questo	this	immaginare	to imagine
quello	that	supporre	to suppose
andare	to go	può darsi che	it's possible that
il medico	the doctor	ingenuo/-a	naïve
la mattina	the morning	in anticipo	in advance
prima	before	strano/-a	weird
il professore	professor	offensivo/-a	offensive, insulting
l'esame (m.)	exam	tutti i giorni	every day
male	badly, wrongly	la relazione	relationship
		dovere	must, to have to
l'anno	year	la persona adatta	the right person
la laurea	graduation	premiare	to honour
fuori	outside	sapere	to know

D. Rules

Numbers, time

{AUDIO} Now count until 12 and indicate the hour.

Che ore sono?		What time is it?
uno, una	1	È l'una.
due	2	It is one o'clock
tre	3	
quattro	4	Sono le due.
cinque	5	It is two o'clock
sei	6	
sette	7	Sono le tre e mezza.
otto	8	It is half past three.
nove	9	
dieci	10	Sono le cinque meno un quarto.
undici	11	It is a quarter to five (five minus a quarter).
dodici	12	

How would you say, *It's four, five, six, seven, eight, nine, ten o'clock?*

Right: **Sono le quattro, le cinque, le sei, le sette, le otto, le nove, le dieci.** Excellent!

And how would you say *at two, at three, at four, at five o'clock?* Just combine the magic word **alle** and a number: **alle due, alle tre, alle quattro, alle cinque.** No need to add *o'clock*. Magnifico!

E. Dialogue

{AUDIO}

In spiaggia

- Andiamo al mare domani?
- Sì, però non rimaniamo in città. Andiamo a Chia, l'acqua è più pulita e la spiaggia è meno affollata.
- Allora facciamo un picnic?
- Certamente! Però questa volta ci organizzeremo meglio. Ti ricordi la settimana scorsa? Abbiamo dimenticato la metà delle cose, pure la crema solare.
- E siamo tornati rossi come gamberi. Mai più! Andare al mare senza crema solare è un suicidio. Questa volta metteremo la crema anche prima della partenza. Ci vogliono almeno 20 minuti prima che agisca.
- Dai, facciamo una lista: ombrellone, sdraie, asciugamani...
- E soprattutto pinne e maschera! Il mare a Chia è pieno di pesciolini.
- Per il picnic propongo panini

On the beach

- Shall we go to the beach tomorrow?
- Yes, but let's not stay in town. Let's go to Chia, the water is cleaner and the beach is less crowded.
- So shall we have a picnic?
- Of course! But this time we will organise ourselves better. Do you remember last week? We forgot half the things, even the sunscreen!
- And we got back home red as shrimps. Never again! Going to the beach without sunscreen is suicide. This time we'll also put the sunscreen on before leaving. It takes at least 20 minutes before acting.
- Come on, make a list: parasol, beach chairs, towels...
- And above all, fins and mask! The sea at Chia is full of fish.
- For the picnic, I suggest

con pomodoro, insalata e maionese. Se passiamo al supermercato prima di arrivare in spiaggia, prenderemo anche qualche fetta di prosciutto e un pezzo di formaggio.

– E tanta acqua! Sarà una giornata calda.

[Gli amici arrivano in spiaggia.]

– Guarda che splendore, sembrano i Caraibi! Che bei colori, ragazzi!

– Siamo stati fortunati. È una giornata eccezionale.

– Mettiamo l'ombrellone davanti all'isolotto. Per favore, metti subito le borse con il cibo all'ombra.

– Che piacere! L'acqua è caldissima! Via, tutti in acqua! Ci tuffiamo! Ci facciamo gli schizzi! Facciamo le capriole in acqua! Chi arriva prima all'isolotto, vince.

sandwiches with tomatoes, lettuce and mayonnaise. If we go to the supermarket before the beach, we can also pick up a few slices of ham and a piece of cheese.

– And lots of water! It'll be a hot day.

[The friends arrive at the beach.]

– Look, what a beauty, it seems like the Caribbean! What beautiful colours, guys!

– We have been lucky. It's an exceptional day.

– Let's put the parasol in front of the island. Please put the bags with the food in the shade right away.

– What a pleasure! The water is very hot! Let's go, everyone in! Let's dive! Let's make splashes! Let's do flips in the water! Whoever reaches the island first wins.

Words

{AUDIO}

la spiaggia	beach	scorso/-a	past, last
in spiaggia	at the beach	dimenticare	to forget
andiamo	we go; let's go	la metà	half
il mare	sea	la cosa	thing
domani	tomorrow	la metà delle cose	half of the things (we needed)
si	yes	pure	also; even
però	but	la crema solare	sunscreen
rimaniamo	we stay; let's stay	tornare	to return, go back (home)
la città	city, town	rosso/-a	red
non rimaniamo in città	let's not stay in the city	come	like; how?
Chia	beach in South Sardinia	mai più!	never again!
l'acqua	water	senza	without
pulito/-a	clean	il suicidio	suicide
più pulito/-a	cleaner	questa volta	this time
affollato/-a	crowded	mettere	to put (on), place, lay
meno affollato, -a	less crowded	anche	also, too
allora	in that case; then	prima	before
facciamo	we do/make; let's do/make	prima della partenza	before departure
il picnic	picnic	ci vogliono	it takes
certamente	certainly	almeno	at least
questa volta	this time	il minuto	minute
organizzare	to organise, arrange	prima	before
ci organizzeremo	we'll organise ourselves	agire	to act, have an effect
meglio	better	prima che agisca	before it has an effect
ricordarsi	to remember	dai!	come on!
ti ricordi?	do you remember?	la lista	list
la settimana	week	l'ombrellone (m.)	parasol
		la sdraia	beach chair
		l'asciugamano	towel

e	and		brightness
soprattutto	above all	che splendore!	what a beauty!
la pinna	flipper	sembrare	to seem, look like
la maschera	mask	I Caraibi	the Caribbean
il mare	sea	bello/-a	beautiful
a	at	il colore	colour
pieno/-a di	full of	che bei colori!	what beautiful colours
il pesce	fish	ragazzi!	guys!
il pesciolino	small fish	siamo stati	we have been, we were
per	for	fortunato/-a	lucky, fortunate
proporre	to propose, suggest	è	he/she/it is
propongo	I propose	eccezionale	exceptional, outstanding
il panino	sandwich	mettiamo	we put; let's put
con	with	davanti a	in front of
il pomodoro	tomato	l'isolotto	small island
l'insalata	salad	per favore	please
la maionese	mayonnaise	metti!	put!
se	if	subito	immediately, right away
passare	to pass; to go	la borsa	bag
il supermercato	supermarket	il cibo	food
prima di arrivare	before arriving	l'ombra	shadow
prenderemo	we'll take, pick up	mettere	to put in the shade
qualche	a few	all'ombra	shade
la fetta	slice	che piacere!	what a pleasure!
il prosciutto	ham	caldissimo/-a	very hot
un pezzo di	a piece of	via!	go! come on!
il formaggio	cheese	tutti	everyone
tanto/-a	here: a lot of	tuffarsi	to dive
sarà	it will be	ci tuffiamo	we dive; let's dive
la giornata	day	lo schizzo	splash of water; sketch
caldo/-a	hot		
l'amico, pl: gli amici	friend		
arrivare	to arrive		
guarda!	look!		
lo splendore	beauty,		

la capriola	flip	vince	he/she wins
chi arriva prima	whoever reaches first		

F. Results & Preview

You have done it! Can you say

- ho-hai-ha | abbiamo-avete-hanno
- **avevo-avevi-aveva** | **avevamo-avevate-avevano**
- avrò-avrà | avremo-avrete-avranno
- avrei-avresti-avrebbe | avremmo-avreste-avrebbero
- che io abbia-tu abbia-lui/lei abbia | che abbiamo-abbiate-abbiano
- che io avessi-tu avessi-avesse | che avessimo-aveste-avessero
- ebbi-avesti-ebbe | avemmo-aveste-ebbero

and combine these words with any of the past participles

- **amato** *loved*
- **sperato** *hoped*
- **studiato** *studied*
- **saputo** *known*
- **creduto** *believed*
- **capito** *understood*
- **dormito** *slept*

{AUDIO}

Infinito	avere
Participio passato	avuto
Gerundio presente	avendo
Imperativo	abbi abbia abbiamo abbiate <u>abbiano</u>

	Presente	Passato prossimo	Imperfetto
io	ho	ho avuto	avevo
tu	hai	hai avuto	avevi
lui/lei	ha	ha avuto	aveva
noi	abbiamo	abbiamo avuto	avevamo
voi	avete	avete avuto	avevate
loro	hanno	hanno avuto	avevano

	Futuro semplice	Condizionale pres.	Passato remoto
io	avrò	avrei	ebbi
tu	avrà	avresti	avesti
lui/lei	avrà	avrebbe	ebbe
noi	avremo	avremmo	avemmo
voi	avrete	avreste	aveste
loro	avranno	avrebbero	ebbero

	Congiuntivo presente	Congiuntivo imperfetto
che io	abbia	avessi
che tu	abbia	avessi
che lui/lei	abbia	avesse
che noi	abbiamo	avessimo
che voi	abbiate	aveste
che loro	<u>abbiano</u>	avessero

And did you enjoy going to the beach with Elisa? And are you becoming familiar with the table above that 1) summarizes the 7 simple tenses and 2) includes the **passato prossimo** as an example for the 7 compound tenses?

Well, then you have been promoted to Level 4!

* * *

In Level 4, you will explore and expand the #2 Italian word, **essere**. The procedure is pretty much the same as in Level 3, so there will be no surprises. However, in one aspect, **essere** is different from **avere**: it wants to know if you are a girl or a boy.

Level 4 Essere

To acquire the basics of the Italian language, let's continue with the next episode of Giulia, Giacomo and their friends ('A1: Love') and *Pasta al Pesto* ('A2: Italian Cuisine'). Download the audio files from www.4elisa.com and listen until you know the texts by heart. Remember that it may take 10, 20 or even 50 times until you understand every word and please don't think that this is humiliating, but rather an insurance of understanding!

For a thorough knowledge of the Italian language, please continue with sections B, 'Action Words', C, 'Words', D, 'Rules', etc. Today, you will explore the second most important Italian word, **essere**. This task is less demanding, though, because you are already familiar with the global picture of the 14 Italian tenses and, now also, because you know most of their endings.

While exploring **essere** you will encounter a universal scheme of the Italian language, the so-called 'o-a | i-e' scheme. The four letters -o, -a, -i and -e are the endings that specify the sex (gender) and how much (number) of words, for example:

- nouns (**bambino** [little] child)
- definite articles (**la** the [f. sing.]; **le** [f. pl.])
- indefinite articles (un[o], una)
- adjectives (**buono** good)
- pronouns (**lo** him, **la** her, etc.)
- possessive adjectives (**mio** my, etc.)
- demonstrative adjectives (**questo** this; **quello** that)

You will later apply the 'o-a | i-e' rule in virtually every sentence, often several times in a single sentence, so be smart and learn it today! As always, make extensive use of the audios. Listen to them until you can discern every single word.

A1: Love (4)

{AUDIO} Giacomo and Luca are talking on the Medical School campus when Valeria arrives.

Luca: Hai visto Giulia laggiù?
Non smette di guardarci.

L.: Have you seen Giulia over there? She doesn't stop looking at us.

Giacomo: C'è anche Sara. Queste due sono inseparabili. È stata Sara che ha raccontato che avrei passato una sera a casa di Valeria.

G.: Sara is there also. Those two are inseparable. It was Sara who said that I had spent an evening at Valeria's place.

Luca: Sara si sarebbe innamorata di te? Ma no... Guarda, ora siamo quasi al completo. Ecco Valeria.

L.: Is Sara in love with you? But no... Look, now we're almost complete. Here comes Valeria.

Valeria: Ciao ragazzi. Mi stavate aspettando?

V.: Hi guys, were you waiting for me?

Luca: Certo. Ti sogniamo ogni notte.

L.: Sure. We dream of you every night.

Valeria: Immagino che sappiate della festa da Sara sabato sera. Venite anche voi? Giacomo, conto su di te, ti devo chiedere un favore...

V.: I guess you know about Sara's party Saturday night. Are you coming too? Giacomo, I can count on you, I have to ask you a favour...

Giacomo: Certo, ci sarò anch'io. Di quale favore si tratta? Ah, non me lo vuoi dire?

G.: Sure, I'll be there, too. What is this favour about? Ah, you won't tell me?

Words**{AUDIO}**

laggiù	down there	l'appuntamento	date; appointment
smettere di	to stop, quit	aspettare	to wait (for)
guardare	to look, watch	certo	certainly
c'è anche Sara	Sara is there, too	sognare	to dream
due	2	pure	also
inseparabile	inseparable	la notte	night
raccontare	to tell	immaginare	to imagine
avrei passato	I would have spent	sapere	to know
la sera	evening	venire	to come
la casa	house	contare su	to count on
innamorarsi	to fall in love	chiedere	to ask
oggi	today	il favore	favour
quasi	almost	anch'io	me too
essere al completo	to be complete	trattarsi	to be about
ecco	here is, here comes; here I am!; that's what I meant!	volere	to want
		non vuoi	you don't want
		dire	to say, tell
allora	so		

A2: Italian Cuisine (4)

{AUDIO} *Pasta al Pesto... and some secrets...*

Per 4 persone: 400 g di spaghetti o pasta corta.
Condimento: un bel mazzo di basilico, sale grosso, 150-200 ml di olio d'oliva, 1-2 spicchi d'aglio, 20 g di pecorino grattugiato, mezza bustina di pinoli.

Mentre cuoce la pasta (vedi Level 1), tritare in un mixer tutti gli ingredienti del condimento. Poi mettere questa salsa in un recipiente ampio e aggiungere un mestolo dell'acqua dove cuoce la pasta.

Scolare la pasta, metterla immediatamente nel recipiente del condimento e mescolare energicamente con due cucchiaini di legno. Servire con alcuni pinoli non tritati.

For 4 people: 400 g spaghetti or short pasta. Dressing: A nice bunch of basil, salt, 150-200 ml of olive oil, 1-2 cloves of garlic, 20 g of grated sheep cheese (preferably from Sardinia), half a bag of pine nuts.

While the pasta is cooking (see Level 1), chop all the ingredients in a mixer. Then put this sauce in a large bowl and add a ladle of the water the pasta is cooking in.

Drain the pasta, put it immediately into the bowl of the sauce and stir vigorously with two wooden spoons. Serve with some whole pine nuts.

Words

{AUDIO}

il mazzo	bundle, bunch	il mixer	blender
il sale grosso	cooking salt	l'ingrediente (m.)	ingredient
il pecorino	sheep cheese	poi	then
grattugiare	to grate, shave	il mestolo	wooden spoon; spoonful
mezzo/-a	half	dove	where
la bustina	bag, sachet	energicamente	vigorously
il pinolo	pine nut	alcuni/-e	some
tritare	to grind, mince, chop up		

B. Action Words

{AUDIO} Today, you will discover the second most important word of the Italian language, **essere**. If we tell you that the future stem of **essere** is **sar-**, the following 18 words look familiar:

Presente

sono-sei-è | siamo-siete-sono
I am, you are, he/she is; we, you, they are

Futuro

sarò-sarai-sarà | saremo-sarete-saranno
I, you, he/she, etc. will be

Condizionale

sarei-saresti-sarebbe | saremmo-sareste-sarebbero
I, you, he/she, etc. would be

The number of new elements to memorize is therefore 24 (42 minus 18). *Feasibilissimo!*

Words

{AUDIO} The examples shown below use the following words presented in Level 3. Please take a second quick look.

contento/-a	glad	fuori	outside
stare con	to stay with	andare fuori di testa	to lose one's mind
curioso/-a	curious	direttamente	directly
conoscere	to know	il cinema	cinema
dispiaciuto/-a	disappointed	tornare	to go/come back
andare in vacanza	to go on vacation		
pensare	to think	a mezzogiorno	at noon
		la casa	house
sposare	to marry	tornare a casa	to come back home
dolce	sweet		
terribilmente	terribly	arrivare	to arrive
la squadra	team	festeggiare	to celebrate
eccellente	excellent	il matrimonio	wedding
l'aiuto	help	tornare in tempo	to come back in time
fantastico	fantastic		
bambino	baby boy	partire	to leave
bambina	baby girl	subito	right away
mio	my	qualcuno	someone
tuo	your	firmare	to sign
suo	his/her	il contratto	contract
questo	this	immaginare	to imagine
quello	that	supporre	to suppose
andare	to go	può darsi che	it's possible that
il medico	the doctor	ingenuo/-a	naïve
la mattina	the morning	in anticipo	in advance
prima	before	strano/-a	weird
il professore	professor	offensivo/-a	offensive, insulting
l'esame (m.)	exam	tutti i giorni	every day
male	badly, wrongly	la relazione	relationship
l'anno	year		
la laurea	graduation		

la persona adatta	the right person	sapere	to know
premiare	to honour	dovere	must, to have to

1. Overview

{AUDIO} The summary of the 7 simple tenses for the 1st person singular:

1	Presente	(io)	sono	I	am	Present
2	Imperfetto	(io)	ero	I	was, used to be	Imperfect
3	Futuro semplice	(io)	sarò	I	will be	Simple future
4	Condizionale presente	(io)	sarei	I	would be	Present conditional
5	Congiuntivo presente	che io	sia	that I	am	Present subjunctive
6	Congiuntivo imperfetto	che io	fossi	that I	was	Imperfect subjunctive
7	Passato remoto	(io)	fui	I	was	Simple past

Sono davvero contento (a boy or a man)/contenta (a girl or a woman) di vederti.

Ero felice di stare con lui.

Sarò curioso (a boy or a man)/curiosa (a girl or a woman) di conoscerla.

Sarei dispiaciuto/dispiaciuta di non andare in vacanza.

Non pensi che io **sia** fedele?

Non pensavate che io **fossi** così stupido/stupida, vero?

Fui felice di sposarla.

I am really glad to see you.

I was happy to stay with him.

I'll be curious to know her.

I would be disappointed not to go on vacation.

Don't you think that **I am** faithful?

You didn't think that **I was** so stupid, right?

I was happy to marry her.

2. Sextets

Let's continue with the sextets. In the left column you'll find the simple tenses and in the right column the compound tenses.

Please note that only a few action verbs form the compound tenses with **essere**. They generally indicate a motion: **andare** to go, **venire** to come, **tornare** to come back, **arrivare** to arrive, **partire** to leave, **entrare** to enter, **uscire** to exit/go out.

2.1 Presente and Passato prossimo

{AUDIO} Let's start with the **presente** and the **passato prossimo**, the most important tenses.

Presente

I am, you are, he/she is
we, you, they are

(io) sono

(tu) sei

(lui/lei) è

(noi) siamo

(voi) siete

(loro) sono

Passato prossimo

I was, you were, he/she was
we, you, they were

(io) sono **stato** (boy)
sono **stata** (girl)

(tu) sei **stato** (boy)
sei **stata** (girl)

(lui/lei) è **stato** (boy)
è **stata** (girl)

(noi) siamo **stati** (boys)
siamo **state** (girls)

(voi) siete **stati** (boys)
siete **state** (girls)

(loro) sono **stati** (boys)
sono **state** (girls)

Presente

Sono molto felice.

Sei così dolce.

È terribilmente triste. Non so cosa abbia.

Siamo una squadra eccellente.

Siete di grande aiuto.

Sono fantastici.

I am very happy.

You are so sweet.

He is terribly sad. I don't know what he has.

We're an excellent team.

You are a great help.

They're fantastic.

So far, so good. Nothing really remarkable as long as you stay with the **presente**. But with the **passato prossimo**, things get slightly more complicated. Look at the same sentences transposed from present to past. What do you see?

Passato prossimo

Sono stato|stata molto felice.
(**stato**=boy or man; **stata**=girl or woman)

I was very happy.

Sei stato|stata così dolce.

You were so sweet.

È stato|stata terribilmente triste. Non so cosa avesse.

He|She was terribly sad. I didn't know what he/she had.

Siamo stati|state una squadra eccellente.
(**stati**=boys or men; **state**=girls or women)

We were an excellent team.

Siete stati|state di grande aiuto.

You were a great help.

Sono stati|state fantastici.

They were fantastic.

You see that some Italian words make a difference between boys and girls, men and women, in other words: between the sexes, the *masculine* gender and *feminine* gender. **Stato**, the *past participle* of **essere**, is one of these words. It has four different endings, depending on sex and how many. **Stato** (like **andato**, **tornato**, **partito**, **venuto**, etc.) is governed by the so-called 'o-a | i-e' scheme:

- **o** is *singular masculine*: one boy, one man
- **a** is *singular feminine*: one girl, one woman
- **i** is *plural masculine*: two or more boys, two or more men
- **e** is *plural feminine*: two or more girls, two or more women

Put in a table, these sex- and how many-sensitive endings look like this:

	Masculine	Feminine
Singular	-o	-a
Plural	-i	-e

{AUDIO} The ‘**o-a** | **i-e**’ scheme is a fundamental (!) feature of the Italian language. You will soon see it in other places:

Nouns	<i>(little) child:</i> bambino o –bambina bambini i –bambine
Definite articles	<i>the:</i> il/ lo – la i/ gli – le
Indefinite articles	<i>a:</i> un(o)–una
Adjectives	<i>good:</i> buono o –buona buoni–buone
Pronouns	<i>him/her/them:</i> lo–la li–le
Possessive adjectives	<i>my:</i> mio o –mia miei–mie <i>your:</i> tuo o –tua tuoi–tue <i>his/her:</i> suo o –sua suoi–sue
Demonstrative adjectives	<i>this:</i> questo–questa questi–queste <i>that:</i> quello–quella quelli–quelle

Please read this list several times even if you don’t understand the details. We’ll come back to it soon.

2.2 Imperfetto and Trapassato prossimo

{AUDIO} Back to our sextets. The next couple is the **imperfetto** (*imperfect: I, you, he/she was or used to be, etc.*) and the **trapassato prossimo** (*past perfect: I had gone, left, been, etc.*). To form the **trapassato prossimo**, we'll take **andare** to go.

Imperfetto

I was, etc.
I used to be, etc.

(io) ero

(tu) eri

(lui/lei) era

(noi) eravamo

(voi) eravate

(loro) erano

Trapassato prossimo

I had gone, etc.

(io) ero andato (boy)
ero andata (girl)

(tu) eri andato (boy)
eri andata (girl)

(lui/lei) era andato (boy)
era andata (girl)

(noi) eravamo andati (boys)
eravamo andate (girls)

(voi) eravate andati (boys)
eravate andate (girls)

(loro) erano andati (boys)
erano andate (girls)

Imperfetto

Ero molto felice.

Eri così dolce.

Era terribilmente triste. Non so cosa avesse.

Eravamo una squadra eccellente.

Eravate di grande aiuto.

Erano fantastici.

I was/used to be very happy.

You were/used to be so sweet.

He was/used to be terribly sad.
I don't know what he had.

We were/used to be an excellent team.

You were/used to be a great help.

They were/used to be fantastic.

Trapassato prossimo

Ero andato|andata dal medico la mattina prima (**andato**=boy or man; **andata**=girl or woman). **I'd gone** to the doctor's the morning before.

Eri andato|andata a vedere il professore prima dell'esame? **Had you gone** to see the professor before the exam?

Era andata terribilmente male. **It had gone** terribly wrong.

Eravamo andati|andate a Parigi un anno prima della laurea (**andati**=boys or men; **andate**=girls or women). **We'd gone** to Paris a year before graduation.

Eravate andati|andate fuori di testa, vero? **You'd been** out of your mind, hadn't you?

Erano andati|andate direttamente al cinema. **They had gone** directly to the movies.

2.3 Futuro and Futuro anteriore

[AUDIO] The next tables show the **futuro** (*future: I, you, he/she, etc. will be*) and the **futuro anteriore** (*future perfect: I will have gone, been, come back, etc.*). To form the **futuro anteriore**, we'll take **tornare** *to return, to come back, go back*. The **futuro anteriore** can also be used to make assumptions.

Futuro

I will be, etc.

(io) sarò

(tu) sarai

(lui/lei) sarà

(noi) saremo

(voi) sarete

(loro) saranno

Futuro anteriore

I will have come back, etc.

(io) sarò **tornato** (boy)

sarò **tornata** (girl)

(tu) sarai **tornato** (boy)

sarai **tornata** (girl)

(lui/lei) sarà **tornato** (boy)

sarà **tornata** (girl)

(noi) saremo **tornati** (boys)

saremo **tornate** (girls)

(voi) sarete **tornati** (boys)

sarete **tornate** (girls)

(loro) saranno **tornati** (boys)

saranno **tornate** (girls)

Futuro**Sarò** molto felice.**I will be** very happy.**Sarai** così dolce.**You will be** so sweet.**Sarà** terribilmente triste. Non so cosa fare.**He/she will be** terribly sad. I don't know what to do.**Saremo** una squadra eccellente.**We will be** an excellent team.**Sarete** di grande aiuto.**You will be** a great help.**Saranno** fantastici.**They will be** fantastic.**Futuro anteriore****Sarò tornato|tornata** dal medico prima di mezzogiorno (tornato=boy or man; tornata=girl or woman).**I will have come back** from the doctor's before noon.**Sarai tornato|tornata** a casa prima che arrivino i tuoi amici.**You will have come back** home before your friends arrive.**Sarà tornato|tornata** prima di Natale.**It will have returned** before Christmas.**Saremo** già **tornati|tornate** da Parigi quando festeggerai il tuo matrimonio (tornati=boys or men; tornate=girls or women).**We will have** already **returned** from Paris when you celebrate your wedding.**Sarete tornati|tornate** in tempo per andare al cinema.**You'll have come back** on time to go to the movies.**Saranno tornati|tornate** in spiaggia.**They'll have gone back** to the beach (assumption).**2.4 Condizionale presente and Condizionale passato**

{AUDIO} Now see the **condizionale presente** (*present conditional: I, you, he/she, etc. would be*) and the **condizionale passato** (*past conditional: I would have gone, left, been, etc.*). To form the **trapassato prossimo**, we'll take **partire** to *leave*.

Condizionale presente

I would be, etc.

(io) sarei

(tu) saresti

(lui/lei) sarebbe

(noi) saremmo

(voi) sareste

(loro) sarebbero

Condizionale passato

I would have left, etc.

(io) sarei partito (boy)

sarei partita (girl)

(tu) saresti partito (boy)

saresti partita (girl)

(lui/lei) sarebbe partito (boy)

sarebbe partita (girl)

(noi) saremmo partiti (boys)

saremmo partite (girls)

(voi) sareste partiti (boys)

sareste partite (girls)

(loro) sarebbero partiti (boys)

sarebbero partite (girls)

Condizionale presente**Sarei** molto felice.**Saresti** così dolce.**Sarebbe** terribilmente triste. Non so cosa fare.**Saremmo** una squadra eccellente.**Sareste** di grande aiuto.**Sarebbero** fantastici.**I would be** very happy.**You would be** so sweet.**He would be** terribly sad. I don't know what to do.**We would be** an excellent team.**You would be** a great help.**They would be** fantastic.**Condizionale passato**Se l'avessi saputo, **sarei partito|partita** subito (partito=boy or man; partita=girl or woman).**Saresti partito|partita** se qualcuno te l'avesse detto, vero?**Sarebbe partito|partita** immediatamente.If I had known it, **I would have left** right away.**You'd have left** if someone had told you, wouldn't you?**He/she would have left** immediately.

Se l'avessimo saputo, **saremmo partiti|partite** il giorno prima (partiti=boys or men; partite=girls or women).

Partendo alle 9, **sareste stati|state** in tempo per andare al cinema.

Sarebbero andati|andate in spiaggia.

If we had known, **we would have left** the day before.

Leaving at 9 o'clock, **you'd been** on time to go to the movies.

They would have gone to the beach (assumption).

2.5 Congiuntivo presente and Congiuntivo passato

{AUDIO} The next tables show the **congiuntivo presente** (*present subjunctive: that I am, you are, he/she is | we, you, they are*) and the **congiuntivo passato** (*past subjunctive: that I was, went, left, came, etc.*). To form the **congiuntivo passato**, we take again **essere** to be.

Important: You will use the Italian **congiuntivo** after action words that express doubt, emotion, personal feelings, suggestions, uncertainty and possibility (see Details in Level 9). For example, when you say, 'I hope that it will be possible to sign this contract.', the tone of the sentence can vary from fairly confident, accompanied by a calm nod, to extremely skeptical with eyes wide open and raised eyebrows. In Italian, you can cast your expectation into grammar: If you are confident, use the **futuro (sarà)**, if you are skeptical, use the **congiuntivo presente (sia)**:

Confidence

Spero che **sarà** possibile firmare questo contratto.

I hope that it will be possible to sign this contract.

Doubt

Spero che **sia** possibile firmare questo contratto.

I hope that it will be possible to sign this contract.

In essence, the **subjunctive** expresses the *hypothetical possibility* that something 1) *might or might not happen* in the future or 2) *might or might not have happened* in the past. In the same way, the following verbs and expressions call for the subjunctive tense:

Penso che...	I think that...
Credo che...	I believe that...
Immagino che...	I imagine that...
Suppongo che...	I suppose that...
Può darsi che...	It's possible that...

Congiuntivo presente

that I am, etc.

che io sia

che tu sia

che sia
lui/lei

che siamo
(noi)

che siate
(voi)

che sjano
(loro)

Congiuntivo passato

that I was, etc.

che io sia **stato** (boy)
sia **stata** (girl)

che tu sia **stato** (boy)
sia **stata** (girl)

che sia **stato** (boy)
lui/lei sia **stata** (girl)

che siamo **stati** (boys)
(noi) siamo **state** (girls)

che siate **stati** (boys)
(voi) siate **state** (girls)

che sjano **stati** (boys)
(loro) sjano **state** (girls)

Congiuntivo presente

Può darsi...

... che io sia ingenuo.

... che tu sia semplicemente in anticipo.

... che lui/lei sia un po' strano.

... che siamo troppo ingenui.

... che siate intelligenti.

... che sjano proprio stupidi.

It's possible...

... that I am naive.

... that you are simply ahead.

... that he/she is a bit weird.

... that we are too naive.

... that you are intelligent.

... that they are truly stupid.

Congiuntivo passato**Può darsi...**

... che io sia sempre **stato|stata** troppo gentile con lui.

... che tu sia **stato|stata** offensivo|a.

... che lui/lei sia **stato|stata** davvero felice.

... che siamo **stati|state** troppo ingenui|ingenua.

... che siate **stati|state** intelligenti.

... che siano **stati|state** proprio stupidi|e.

It's possible...

... that I have always been too nice with him.

... that you were offensive.

... that he/she was really happy.

... that we were too naive.

... that you were intelligent.

... that they were truly stupid.

2.6 Congiuntivo imperfetto and Congiuntivo trapassato

{AUDIO} The next tables show the **congiuntivo imperfetto** (*imperfect subjunctive*, to be translated with *that I, you were, he/she was | we, you, they were*) and the **congiuntivo trapassato** (*past perfect subjunctive*, to be translated, for example, with *that I had been, gone, left, etc.*; often translated into *could have been, gone, left*). To form the **congiuntivo trapassato**, we'll take again **essere** to be.

Congiuntivo imperfetto

that I was, etc.

that I used to be, etc.

che io fossi

che tu fossi

che fosse
(lui/lei)

che fossimo
(noi)

che foste
(voi)

che fossero
(loro)

Congiuntivo trapassato

that I had been, etc.

che io fossi **stato** (boy)
fossi **stata** (girl)

che tu fossi **stato** (boy)
fossi **stata** (girl)

che fosse **stato** (boy)
lui/lei fosse **stata** (girl)

che fossimo **stati** (boys)
(noi) fossimo **state** (girls)

che foste **stati** (boys)
(voi) foste **state** (girls)

che fossero **stati** (boys)
(loro) fossero **state** (girls)

Congiuntivo imperfetto**Avrei voluto...**

- ... che tu potessi venire tutti i giorni.
- ... che tu passassi la vacanza con noi.
- ... che (lui/lei) tornasse al lavoro presto.
- ... che fossimo felici.
- ... che foste più intelligenti.
- ... che fossero meno stupidi.

I would have wanted...

- ... that you could (have) come every day.
- ... that you spent the vacation with us.
- ... that he/she went back to work early.
- ... that we were happy.
- ... that you were smarter.
- ... that they were less stupid.

Congiuntivo trapassato**Avrei desiderato...**

- ...che tu fossi **stato|stata** felice in questo tipo di relazione.
- ... che tu fossi **stato|stata** la persona adatta per questo lavoro.
- ... che (lui/lei) fosse **stato|stata** meno stupido|a.
- ... che (noi) fossimo **stati|state** felici con i nostri genitori.
- ... che (voi) foste **stati|state** qui in tempo.
- ... che (loro) fossero **stati|state** premiati|e.

I would have wished...

- ... that you could have been happy in this kind of relationship.
- ... that you could have been the right person for this job.
- ... that he/she could have been less stupid.
- ... that we could have been happy with our parents.
- ... that you would have been here in time.
- ... that they could have been honoured.

2.7 Passato remoto and Trapassato remoto

{AUDIO} And last but not least the **passato remoto** (*simple past: I was, etc.*) and the **trapassato remoto** (*preterite perfect: I had gone, left, been, etc.*). To form the **trapassato remoto**, we'll take again **andare** to go.

Passato remoto

I was, etc.

(io) fui

(tu) fosti

(lui/lei) fu

(noi) fummo

(voi) foste

(loro) furono

Trapassato remoto

I had gone, etc.

(io) fui **andato** (boy)fui **andata** (girl)(tu) fosti **andato** (boy)fosti **andata** (girl)(lui/lei) fu **andato** (boy)fu **andata** (girl)(noi) fummo **andati** (boys)fummo **andate** (girls)(voi) foste **andati** (boys)foste **andate** (girls)(loro) furono **andati** (boys)furono **andate** (girls)**3. Conclusion**

{AUDIO} After discovering **essere**, you have reached another important milestone. Three sextets or ‘rows’ you knew:

Presente

sono-sei-è | siamo-siete-sono

*I am, you are, he/she is | we, you, they are***Futuro**

sarò-sarai-sarà | saremo-sarete-saranno

*I, you, he/she will be | we, you, they will be***Condizionale**

sarei-saresti-sarebbe | saremmo-sareste-sarebbero

I, you, he/she would be | we, you, they would be

Only 24 words were truly new:

Imperfetto

ero-eri-era | eravamo-eravate-erano

I was, you were, he/she was | we, you, they were

I, you, he/she, etc. used to be

Congiuntivo presente

che io sia-che tu sia-che lui/lei sia | che siamo-che siate-che
siano

that I am, you are, he/she is | that we, you, they are

Congiuntivo imperfetto

che io fossi-che tu fossi-che fosse | che fossimo-che foste-che
fossero

that I, you were, he/she was | that we, you, they were

Passato remoto

fui-fosti-fu | fummo-foste-furono

I was, you were, he/she was | we, you, they were

The following table summarizes the 7 simple tenses. The table includes the **passato prossimo** as an example for the compound tenses.

{AUDIO}

Infinito	essere
Participio passato	stato
Gerundio presente	essendo
Imperativo	sii sia siamo siate siano

	Presente	Passato prossimo	Imperfetto
io	sono	sono stato/stata	ero
tu	sei	sei stato/stata	eri
lui/lei	è	è stato/stata	era
noi	siamo	siamo stati/state	eravamo
voi	siete	siete stati/state	eravate
loro	sono	sono stati/state	<u>er</u> ano

	Futuro semplice	Condizionale pres.	Passato remoto
io	sarò	sarei	fui
tu	sarai	saresti	fosti
lui/lei	sarà	sarebbe	fu
noi	saremo	saremmo	fummo
voi	sarete	sareste	foste
loro	saranno	sare bb ero	<u>fo</u> ssero

	Congiuntivo presente	Congiuntivo imperfetto
che io	sia	fossi
che tu	sia	fossi
che lui/lei	sia	fosse
che noi	siamo	<u>fo</u> ssimo
che voi	siate	foste
che loro	siano	<u>fo</u> ssero

4. Sapere + dovere

{AUDIO} The present tense of **sapere** to know and **dovere** to have to, must.

	sapere to know <i>I know, etc.</i>	dovere to have to, must <i>I must, etc.</i>	
io	so	devo	I
tu	sai	devi	you
lui/lei	sa	deve	he/she
noi	sappiamo	dobbiamo	we
voi	sapete	dovete	you
loro	sanno	devono	they

C. Words

Preview of Level 5

{AUDIO} In Level 5, you will find the following words. Take a quick look:

amare	to love
pensare	to think
dare	to give
stare	to be, to stay
parlare	to speak, talk
studiare	to study
lavorare	to work
arrivare	to arrive
trovare	to find
chiamare	to call
comprare	to buy
guardare	to look
scusare	to excuse
sperare	to hope

ricordare	to remember
ascoltare	to listen
trattare	to treat
aspettare	to wait
portare	to bring, bear
funzionare	to function, work
cambiare	to change
usare	to use
continuare	to continue
mandare	to send
liberare	to free, to release
provare	to prove; to try
calmare	to calm (down)
incontrare	to meet
aiutare	to help
abitare	to dwell, live
cantare	to sing
lavare	to wash
alzare	to lift, raise
imparare	to learn
accarezzare	to caress

D. Rules

Numbers

{AUDIO} Let's count to 99.

tredici	13		
quattordici	14		
quindici	15		
sedici	16		
diciassette	17	trentuno	31
diciotto	18	trentadue	32
diciannove	19	trentatré	33
venti	20	trentotto	38
ventuno	21	quaranta	40
ventidue	22	cinquanta	50
ventitré	23	sessanta	60
ventiquattro	24	settanta	70
venticinque	25	ottanta	80
ventisei	26	novanta	90
ventisette	27		
ventotto	28		
ventinove	29		
trenta	30		

What do you see? Right: **venti, trenta, quaranta, cinquanta**, etc., lose the final vowel before 1 and 8: **quarantuno, quarantotto, cinquantuno, cinquantotto**, etc.

E. Dialogue

{AUDIO}

Alla reception

- Buongiorno, sono il signor Campus. Ho prenotato una camera doppia per tre notti.
- Buongiorno signor Campus, buongiorno signora. Vediamo subito. Ecco, avete riservato la camera online ed è tutto pagato. Due secondi solo... Bene, avrete la camera 17.
- Ma il 17 non porta sfortuna?
- Dai, non essere così superstiziosa. La camera sarà perfetta.
- Le posso chiedere i documenti, per favore?
- Ecco il mio passaporto.
- Oh, ho lasciato la mia carta d'identità a casa.
- Non si preoccupi, Signora. Mi scriva su questo foglio il suo nome e la sua data di nascita. Suo marito firmerà e sarà il suo garante. Ecco le chiavi.
- La prima colazione...
- ...è tra le 7 e le 9:30. Le

At the reception

- Hello, I am Mr. Campus. I booked a double room for three nights.
- Good morning, Mr. Campus, good morning Ma'am. Let's see. Here you are, you have booked the room online and it's all paid for. Just two seconds... Well, you have room 17.
- But doesn't 17 bring bad luck?
- Come on, don't be so superstitious. The room will be perfect.
- May I ask your identification, please?
- Here's my passport.
- Oh, I left my identity card at home.
- Don't worry, Ma'am. Write your name and your birthday on this piece of paper. Your husband will sign and be your guarantor. Here are the keys.
- Breakfast...
- ... is between 7 and 9:30. Do

occorre aiuto per portare le Sue valige in camera?

– Grazie, molto gentile.

[Dentro la camera 17]

– Non è possibile! Non possiamo rimanere qui.

Guarda,

- la stanza è troppo piccola
- la finestra è minuscola e dà su un muro
- avevamo chiesto un letto matrimoniale e ci hanno dato due letti separati
- dovevamo avere una vista panoramica, invece la camera dà su un cortile interno
- la stanza dà su una strada molto trafficata
- il televisore non funziona
- fa un caldo insopportabile e l'aria condizionata non si regola bene
- in bagno ci sono delle blatte

– Te l'avevo detto. Il numero 17 porta sfortuna. Sempre!

[Il signor Campus torna alla reception.]

– Scusi signorina, c'è un

you need help to bring your bags to the room?

– Thank you, very kind.

[Inside room 17]

– That's impossible. We can't stay here. Look,

- the room is too small
- the window is tiny and opens onto a wall
- we had requested a double bed and they gave us two separate beds
- we were supposed to have a panoramic view, instead the room opens onto a courtyard
- the room opens onto a very busy street
- the TV is not working
- it is unbearably hot and the air conditioning does not adjust well
- there are cockroaches in the bathroom

– I told you so. The number 17 brings bad luck. Always!

[Mr. Campus goes back to reception.]

– Excuse me, Miss, there is a

problema con la camera.
[Spiega il problema.] Possiamo fare qualcosa?

– Guardi, signor Campus, non sono sicura che possiamo cambiare la camera perché siamo quasi al completo. Ma vediamo di fare il possibile. Mi dia due minuti, per favore. Parlerò con il direttore.

[Dopo due minuti]

– Abbiamo trovato una soluzione. Le possiamo dare la 66. Vedrà che sarete soddisfatti.

– È veramente molto gentile. Grazie mille.

[Marito e moglie entrano nella camera 66 e chiudono la porta dietro di loro.]

– Guarda che bella! Ci hanno dato una suite.

- C'è anche la vasca da bagno con l'idromassaggio!
- Abbiamo la vista sul mare e sulle montagne!
- Si vede il tramonto!
- Guarda che bella composizione floreale!

problem with the room. [He explains the problem.] Can we do something?

– Look, Mr. Campus, I am not sure that we can change the room because we are almost full. But let's see what we can do. Give me two minutes, please. I will speak with the manager.

[Two minutes later]

– We have found a solution. We can give you the 66. You'll see that you'll be satisfied.

– That's very kind indeed. Thanks so much.

[Husband and wife enter room 66 and close the door behind them.]

– Look how beautiful! They gave us a suite!

- There is also a whirlpool tub!
- We have a view of the sea and the mountains!
- We can see the sunset!
- Look at that beautiful flower arrangement!

- Ci hanno offerto una scatola di cioccolatini!
- Ci hanno preparato un cesto con della frutta!
- In frigo c'è una bottiglia di spumante per noi!
- They offered us a box of chocolates!
- They have prepared a basket of fruit for us.
- In the fridge there is a bottle of sparkling wine for us!

Words

{AUDIO}

prenotare	to book	firmare	to sign
la camera	room	il garante	guarantor
doppio	double	la chiave	key
la notte	night	la prima colazione	breakfast
subito	right away	tra	between, among; in, within
ecco	here	occorrere	need; be needed
riservare	to reserve, book	l'aiuto	help
pagare	to pay	portare	to carry, bring
il secondo	second	la valigia	suitcase
portare sfortuna	to bring bad luck	gentile	kind
dai!	come on!	dentro	in, inside
non essere	don't be	rimanere	to stay, remain
superstizioso	superstitious	la stanza	room
chiedere	to ask	troppo	too
il documento	document, identification	la finestra	window
per favore	please	dare su	to open onto
lasciare	to leave	il muro	wall
preoccuparsi	to worry	chiedere	to ask for, request
il foglio	paper; leaf	il letto	bed
il nome	last name	il letto	double bed
la data	date		
la nascita	birthday		
il marito	husband		

matrimoniale		mi dia (polite form)	give me
dare	to give	il direttore	director
separato	separated	dopo	after
la vista	view	trovare	to find
panoramico	panoramic	la soluzione	solution
invece	instead	soddisfatto	satisfied
il cortile	courtyard	veramente	really
interno	inner, internal	grazie mille	thanks so much
la strada	street	la moglie	wife
trafficato	congested	entrare	to enter
il televisore	television set	chiudere	to close, lock
funzionare	to function	dietro di loro	behind them
fa un caldo	it is	la suite	suite
insopportabile	unbearably hot	la vasca da bagno	bath tub
l'aria	air	l'idromassaggio	whirlpool
condizionata	conditioning	il mare	sea
non si regola	it doesn't adjust	la montagna	mountain
bene	well	il tramonto	sunset
il bagno	bathroom	la composizione floreale	flower arrangement
ci sono	there are	offrire	to offer
la blatta	cockroach	la scatola	box
scusare	to excuse	il cioccolatino	praline, chocolate
il problema	problem	preparare	to prepare
spiegare	to explain	il cesto	basket
qualcosa	something	il frigo	fridge
sicuro	certain	la bottiglia	bottle
cambiare	to change	lo spumante	sparkling wine
perché	because	per noi	for us
quasi	almost		
essere al completo	to be sold out		
fare il possibile	to do one's best		

F. Results & Preview

Can you say

ero-eri-era | eravamo-eravate-erano?

sarò-sarai-sarà | saremo-sarete-saranno

sarei-saresti-sarebbe | saremmo-sareste-sarebbero?

And can you can combine them with

stato-stata | stati-state *been*

andato-andata | andati-andate *gone*

tornato-tornata | tornati-tornate *come back, returned*

caduto-caduta | caduti-cadute *fallen*

partito-partita | partiti-partite *left*

uscito-uscita | usciti-uscite *gone out, come out*

Do you remember the ‘o-a | i-e’ scheme, these sex- and how many-sensitive endings which are so fundamental to the Italian language:

	Masculine	Feminine
Singular	-o	-a
Plural	-i	-e

Finally, do you remember that you will use the **congiuntivo** after action words that express doubt, emotion, personal feelings, suggestions, uncertainty and possibility? In particular, you should know (and look it over again if you don't):

Penso che...	I think that...
Credo che...	I believe that...
Immagino che...	I imagine that...
Suppongo che...	I suppose that...
Può darsi che...	It's possible that...

Of course, you enjoyed the whirlpool and the spumante, didn't you? Well, then you have been promoted to Level 5.

* * *

In Level 5, you will learn how to give orders and advise and how to be polite; explore the group 1 action words in **-are**; and, finally, get a detailed discussion of the '**o-a | i-e**' **rule**. You are approaching your first milestone: At the end of Level 7 you'll be ready to read your first newspaper article.

Level 5 Pensare

If you want to acquire the basics of the Italian language, continue with the next episode of Giulia, Giacomo and their friends ('A1: Love') and *Pasta alla Carbonara* ('A2: Italian Cuisine'). Download the audio files from www.4Elisa.com and listen until you know them by heart. Then go onto Level 6.

However, if you want to acquire a more thorough knowledge of the Italian language, continue with sections B, 'Action Words', C, 'Words', D, 'Rules', etc.

Today is harvest time – after the rough Levels 3 and 4 you will get a hefty return on investment. What you have seen with the multiple variants of **avere** and **essere** will now project you on a formidable discovery orbit of thousands of Italian action words. As you are familiar with 14 Italian tenses and their endings, you will rapidly explore the three major groups of Italian action words: Group 1 words ending in **-are**, Group 2 ending in **-ere**, and Group 3 ending in **-ire**.

Let's begin with Group 1 (**-are**) that includes **amare** to love, **pensare** to think, **parlare** to speak/talk, **arrivare** to arrive, and **studiare** to study. Group 2 words (**-ere**) will be presented in Level 6 and Group 3 (**-ire**) in Level 7. The three groups differ very little between each other; so what you learn today can easily be applied to Group 2 **-ere** and Group 3 **-ire** action words.

As always, make extensive use of the audios. Listen to them until you can understand every single word.

A1: Love (5)

{AUDIO} Giulia and Sara observe Giacomo and Luca talking to Valeria.

Sara: Vedi, te l'avevo detto...

S.: Do you see, I told you so...

Giulia: Ma cosa trova Giacomo in quella ragazza? È forse carina? Ti piacciono i suoi capelli? E quel trucco osceno?

G.: What does he find so attractive in that girl? Is she that pretty? Do you like her hair? And that make-up isn't obscene?

Sara: Non devono piacere a me. Ma se piacciono a Giacomo...

S.: They don't have to please me. But if they please Giacomo...

Giulia: Non piacciono neanche a lui, ne sono sicura. Questa ragazza non è il suo tipo.

G.: Even he doesn't like them, I'm sure. This girl isn't his type.

Sara: Dai, andiamo via. Non stare qui a torturarti. Prendiamoci una bella cioccolata calda al Caffè Savoia.

S.: Come on, let's go. Don't stay here and torture yourself. Let's get a nice hot chocolate at the Café Savoia.

Giulia: Ma guarda com'è vestita! Bah, meno male che ho lasciato Giacomo!

G.: But look how she's dressed! Bah, thank goodness I left Giacomo!

Sara: Ecco una cosa sensata l'hai detta. Toglietelo dalla testa. Vieni, ti offro io la cioccolata.

S.: Finally you say something sensible. Get him out of your head. Come on, I'll buy you a hot chocolate.

Words

{AUDIO}

te l'ho detto	I told you so	torturare	to torture, inflict pain
cosa?	what?		
trovare	to find	prendere	to take
forse	maybe, perhaps	prendiamoci	let's take
piacere	to be liked, appreciated	la cioccolata	chocolate
		caldo/-a	hot
il capello	hair	come	how
il trucco	make-up; trick	essere vestito/	to be dressed
osceno/-a	obscene, indecent	-a	
se	if	bah	[interjection]
neanche	not even	meno male che	thank goodness
il tipo	type		(good thing)
andare via	to go away	sensato/-a	reasonable
stare	to stay, remain	togliere (p.p.: tolto)	to remove, get off, take off
non stare	don't stay	la testa	head
qui	here	offrire (p.p.: offerto)	to offer

A2: Italian Cuisine (5)

{AUDIO} *Pasta alla Carbonara – for hungry people...*

Per 4 persone: 500 g di spaghetti. Condimento: 200 g di pancetta affumicata tagliata a cubetti (7-8 mm), 3 uova intere e 2 tuorli, 2 spicchi d'aglio, 20 g di parmigiano, 100 ml di latte, sale, pepe.

Mentre cuoce la pasta (vedi Level 1), sbattere in un recipiente (possibilmente di vetro) le 5 uova con il parmigiano, il latte, sale e pepe. In un'ampia padella soffriggere per 5 minuti la pancetta e l'aglio.

Scolare la pasta e mescolarla con le uova; poi, per due minuti, finire la cottura nella padella della pancetta.

Alla fine, rimettere la pasta nel recipiente di vetro. Servire e aggiungere pepe e parmigiano secondo il gusto.

For 4 people: 500 g spaghetti. Dressing: 200 g smoked streaky bacon, cut into cubes (7-8 mm), 3 eggs and 2 egg yolks, 2 cloves of garlic, 20 g parmesan, 100 ml of milk, salt, pepper.

While the pasta is cooking (see Level 1), “stir vigorously” into a container (preferably glass) 5 eggs with parmesan cheese, milk, salt and pepper. In a large pan, sauté the bacon and garlic for 5 minutes.

Drain the pasta and mix with the eggs mixture; then (put it all back into the pan with the bacon and) continue to cook the spaghetti for two more minutes while stirring.

Finally, put the pasta back in the glass container. Serve and add pepper and parmesan cheese to taste.

Words**{AUDIO}**

la pancetta	streaky bacon	il vetro	glass
affumicato/-a	smoked	ampio/-a	large
tagliare	to cut	soffriggere	to sauté
il cubetto	cube	mescolare	to mix
l'uovo, pl.: le uova	egg	finire	to finish, end
intero/-a	whole, entire	la cottura	cooking
il tuorlo	egg yolk	rimettere	to put back
il latte	milk	secondo	here: according to
sbattere	to beat	il gusto	taste

B. Action Words

Group 1 action words, those ending in **-are**, include words such as **amare** to love, **pensare** to think, **parlare** to speak/talk, **arrivare** to arrive, and **studiare** to study. Because you are one of those people who use their brain day to day in life, **pensare** to think will guide you through Group 1.

Sextets of -are action words (Group 1)

Here is the overview of Group 1 action words. As always, you'll find 1) the 7 simple tenses and 2) the **passato prossimo** as an example for the compound tenses.

{AUDIO}

Infinito	pensare
Participio passato	pensato
Gerundio presente	pensando
Imperativo	pensa pensi pensiamo pensate pensino

	Presente	Passato prossimo	Imperfetto
io	penso	ho pensato	pensavo
tu	pensi	hai pensato	pensavi
lui/lei	pensa	ha pensato	pensava
noi	pensiamo	abbiamo pensato	pensavamo
voi	pensate	avete pensato	pensavate
loro	pensano	hanno pensato	pensavano

	Futuro semplice	Condizionale pres.	Passato remoto
io	pen ^{er} ò	pen ^{ere} i	pensai
tu	pen ^{er} ai	pen ^{er} esti	pensasti
lui/lei	pen ^{er} à	pen ^{er} ebbe	pensò
noi	pen ^{er} emo	pen ^{er} emmo	pensammo
voi	pen ^{er} ete	pen ^{er} este	pensaste
loro	pen ^{er} anno	pen ^{er} ebbero	pensarono

	Congiuntivo presente	Congiuntivo imperfetto
che io	pensi	pensassi
che tu	pensi	pensassi
che lui/lei	pensi	pensasse
che noi	pensiamo	pensassimo
che voi	pensiate	pensaste
che loro	pensino	pensassero

With the exception of the **congiuntivo presente** (pensi-pensi-pensi, etc.) and the **passato remoto** (pensai-pensasti-pensò | pensammo-pensaste-pensarono), most forms are familiar.

1. Presente and Passato prossimo

{AUDIO} In the left column, you see the **presente** of **pensare**, in English *I think, you think, he/she thinks, etc.* How do you obtain the six different forms? You cut the infinitive ending **-are** and add to the root **pens-** the endings **-o, -i, -a | -iamo, -ate, -ano**.

Presente

I, you think, he/she thinks
we, you, they think

(io) penso

(tu) pensi

(lui/lei) pensa

(noi) pensiamo

(voi) pensate

(loro) pensano

Passato prossimo

I, you, he/she thought
we, you, they thought

(io) ho pensato

(tu) hai pensato

(lui/lei) ha pensato

(noi) abbiamo pensato

(voi) avete pensato

(loro) hanno pensato

Penso dunque sono.

Cogito ergo sum.

I think, therefore I am.

Building the **passato prossimo** (*I thought, etc.*) is straightforward: combine **ho-hai-ha | abbiamo-avete-hanno** with the *past participle*. A single thought is sufficient to memorize it.

Now build the **presente** and **passato prossimo** sextets of the following action words:

amare / amato	to love / loved
parlare / parlato	to speak / spoken to talk / talked
trovare / trovato	to find / found
lavorare / lavorato	to work / worked

2. Imperfetto and Trapassato prossimo

{AUDIO} Do you remember the **imperfetto** endings of **avere**: **avevo-avevi-avevo** | **avevamo-avevate-avevano**?

The **imperfetto** endings of the **-are** group are only slightly different, they just exchange the first **-e** with an **-a**: **-avo, -avi, -ava** | **-avamo, -avate, -avano**.

Imperfetto

I, you, he/she thought/used to think	(io)	pens avo
we, you, they thought/used to think	(tu)	pens avi
	(lui/lei)	pens ava
	(noi)	pens avamo
	(voi)	pens avate
	(loro)	pens avano

Trapassato prossimo

I, you, he/she had thought	(io)	avevo pensato
we, you, they had thought	(tu)	avevi pensato
	(lui/lei)	aveva pensato
	(noi)	avevamo pensato
	(voi)	avevate pensato
	(loro)	avevano pensato

Pensavo dunque ero.

I thought, therefore I was.

To build the **trapassato prossimo** (*I had thought, etc.*), combine **avevo-avevi-aveva** | **avevamo-avevate-avevano** with the *past participle*.

Please form the **imperfetto** and **trapassato prossimo** sextets of the following action words:

chiamare / chiamato	to call / called
comprare / comprato	to buy / bought
guardare / guardato	to look / looked
scusare / scusato	to excuse / excused
sperare / sperato	to hope / hoped

3. Futuro semplice and Futuro anteriore

{AUDIO} Remember the future of **avere**: **avrò-avrà-avrà** | **avremo-avrete-avranno**. The future endings are the same for all

action words: **-ò, -ai, -à | -emo, -ete, -anno**. Just attach them to the future stem **penser-** (cut **-are** and add **-er-**).

Futuro

I, you, he/she will think
we, you, they will think

(io) penserò

(tu) penserai

(lui/lei) penserà

(noi) penseremo

(voi) penserete

(loro) penseranno

Futuro anteriore

I, you, he/she will have thought
we, you, they will have thought

(io) avrò pensato

(tu) avrai pensato

(lui/lei) avrà pensato

(noi) avremo pensato

(voi) avrete pensato

(loro) avranno pensato

Penserò dunque sarò.

I'll think, therefore I'll be.

To build the **futuro anteriore** (*I will have thought, etc.*), combine **avrò-avrà-avrà | avremo-avrete-avranno** with the *past participle*.

Please build the **futuro** and **futuro anteriore** sextets of the following action words:

	<i>Future stem</i>	
ricordare / ricordato	ricorder-	to remember / remembered
ascoltare / ascoltato	ascolter-	to listen / listened
trattare / trattato	tratter-	to treat / treated
aspettare / aspettato	aspetter-	to wait / waited
portare / portato	porter-	to bring / brought

4. Condizionale presente and Condizionale passato

{AUDIO} Do you remember the **avere** endings of the **condizionale presente**: **avrei-avresti-avrebbe** | **avremmo-avreste-avrebbero**? Just take them as they are and attach them to the future stem **penser-** (cut **-are** and add **-er-**). The **condizionale presente** endings are the same for all action words!

Condizionale presente

I, you, he/she would think
we, you, they would think

(io)	pensere rei
(tu)	pensere resti
(lui/lei)	pensere rebbe
(noi)	pensere mmo
(voi)	pensere reste
(loro)	pensere rebbero

Condizionale passato

I, you, he/she would have thought
we, you, they would have thought

(io)	avrei pensato
(tu)	avresti pensato
(lui/lei)	avrebbe pensato
(noi)	avremmo pensato
(voi)	avreste pensato
(loro)	avrebbero pensato

Penserei dunque sarei.

I'd think, therefore I'd be.

To build the **condizionale passato** (*I would have thought, etc.*), combine **avrei-avresti-avrebbe** | **avremmo-avreste-avrebbero** with the *past participle*.

Please build the **condizionale presente** and **condizionale passato** sextets of the following action words:

	<i>Future stem</i>	
funzionare / funzionato	funzioner-	to function, to work
cambiare / cambiato	cambier-	to change
usare / usato	user-	to use
continuare / continuato	continuer-	to continue
mandare / mandato	mander-	to send

5. Congiuntivo presente and Congiuntivo passato

{AUDIO} Finally, something entirely new. For the **congiuntivo presente**, you need to cut the infinitive ending **-are** and add **-i, -i, -i | -iamo, -iate, -ino**.

Congiuntivo presente

...that I, you think, he/she thinks
 ...that we, you, they think
 che io pensi
 che tu pensi
 che lui/lei pensi

 che (noi) pensiamo
 che (voi) pensiate
 che (loro) pensino

Congiuntivo passato

...that I, you, he/she thought
 ...that we, you, they thought
 che io abbia pensato
 che tu abbia pensato
 che lui/lei abbia pensato

 che (noi) abbiamo pensato
 che (voi) abbiate pensato
 che (loro) abbiano pensato

Penso che non pensiate.

I think that you don't think.

To build the **congiuntivo passato** (generally translated into English with a simple *that I thought, etc.*), combine **abbia-abbia-abbia | abbiamo-abbiate-abbiano** with the *past participle*.

Please form the **congiuntivo presente** and the **congiuntivo passato** with

liberare / liberato	to free / freed to release / released
provare / provato	to prove / proved to try / tried
calmare / calmato	to calm / calmed (down)
incontrare / incontrato	to meet / met
aiutare / aiutato	to help / helped

Please remember: the **congiuntivo** is used after action words that express doubts, thoughts, wishes, beliefs, and worries; in other words: after action words which express the idea that things can happen or not; that things could happen or not; or that things could have happened or not. In Level 4, you saw

Penso che...	I think that...
Credo che...	I believe that...
Immagino che...	I imagine that...

Here are some more phrases and action words that require the **congiuntivo**:

Mi piace che...	I'd like that...
Non suggerisco che...	I'm not suggesting that...
Non sono certo che...	I'm not sure that...
Ho l'impressione che...	I have the impression that...
Temo che...	I'm afraid that...
Voglio che...	I want that...
Dubito che...	I doubt that...

6. Congiuntivo imperfetto and Congiuntivo trapassato

{AUDIO} The **congiuntivo imperfetto** is charted territory: take the **avere** endings (**avessi-avessi-avesse** | **avessimo-aveste-avessero**) and exchange the initial **-e** with an **-a**: **-assi, -assi, -asse** | **-assimo, -aste, -assero**.

Congiuntivo imperfetto

...that I thought, etc.

che io	pens assi
che tu	pens assi
che (lui/lei)	pens asse
che (noi)	pens assimo
che (voi)	pens aste
che (loro)	pens assero

Congiuntivo trapassato

...that I had thought, etc.

che io	avessi pensato
che tu	avessi pensato
che (lui/lei)	avesse pensato
che (noi)	av essimo pensato
che (voi)	av este pensato
che (loro)	av essero pensato

Pensavo che non pensaste mai a niente. I thought that you never thought of anything.

To build the **congiuntivo trapassato** (to be translated into English with a simple *that I had thought, etc.*; in some cases: *that I would have thought*), combine **avessi-avessi-avessi | avessimo-aveste-avessero** with the *past participle*.

Please repeat the same exercise with the following action words:

abitare / abitato	to dwell / dwelt
	to live / lived
cantare / cantato	to sing / sung
lavare / lavato	to wash / washed
alzare / alzato	to lift / lifted
	to raise / raised
imparare / imparato	to learn / learned

7. Passato remoto and Trapassato remoto

{AUDIO} Finally, a second entirely new set of endings, the **passato remoto: -ai, -asti, -ò | -ammo, -aste, -arono**. You'll find it mostly in prose or in history books, in particular the third person singular and plural (**pensò he thought; pensarono they thought**).

Passato remoto

I, you, he/she thought	
we, you, they thought	
(io)	pensai
(tu)	pensasti
(lui/lei)	pensò
(noi)	pensammo
(voi)	pensaste
(loro)	pensarono

Trapassato remoto

I, you, he/she had thought	
we, you, they had thought	
(io)	ebbi pensato
(tu)	avesti pensato
(lui/lei)	ebbe pensato
(noi)	avemmo pensato
(voi)	aveste pensato
(loro)	ebbero pensato

To build the **trapassato remoto** (*I had thought, etc.*), combine **ebbi-avesti-ebbe | avemmo-aveste-ebbero** with the *past participle*. The **trapassato remoto** is rarely used.

Being polite

You is not only you, and if you know any other language than English, you know that. In Italian, when you speak to just one person, 'you' is **tu**, but when you speak to more than one person, 'you' becomes **voi**. Thus, *you are crazy* translates into **(tu) sei pazzo** when you talk to a single person and **(voi) siete pazzi** when you have to deal with two or more crazy people.

In Italian, things are even more complicated than that, because **tu** is for family members, children or close friends only. When speaking to a person you don't know (especially older people), or in formal situations, you must use **Lei** for both male and female. By capitalizing **Lei**, you distinguish it from **lei she**. When someone says to you **lei|Lei è molto gentile**, the meaning can be 1) **she is very kind** or 2) **you are very kind**, for example, when you are the professor, a stranger or the Presidente della Repubblica.

In very formal situations, for example in a court of justice, even **voi** is inadequate. In these rare cases you must use **Loro** when addressing two or more people (again capitalized to distinguish it from **loro they**).

You are has therefore four possible translations: **tu sei-voi siete | Lei è-Loro sono**. Please note that **Lei** requires the 3rd person singular (**Lei è, ha, pensa**, etc.) and **Loro** requires the 3rd person plural (**Loro sono, hanno, pensano**, etc.).

	One person	2 or more persons
1) Family and friends; young people	tu sei	voi siete
2) People you don't know or who are much older than you	Lei è	voi siete or Loro sono (only in very formal situations)

Imperative: Orders and advice

{AUDIO} Orders and advice are part of everyday life: *come here, give me that, don't do that again*. While the English system of orders and advice is as easy as one can imagine – *think!* versus *don't think!* –, the Italian language enjoys a menagerie of six different forms. Allow yourself some time to become familiar with it, enjoy it!

	Positive advice or order 'Think!'	Negative advice or order 'Don't think!'
Singular (1)		
you (informal)	pensa!	non pensare!
you (formal)	pensi!	non pensi!
Plural (>1)		
we	pensiamo!	non pensiamo!
you (informal)	pensate!	non pensate!
you (formal)	pensino!	non pensino!

You have noticed that in formal situations, when giving polite orders to your professors, strangers or to the Presidente della Repubblica Italiana, you must use the **congiuntivo presente** (pensi! | pensino!).

Important note

Whenever you see and learn an infinitive such as **pensare** to *think*, please be extremely vigilant. Behind EVERY SINGLE

seemingly innocuous infinitive lies a hidden world of some 40 variants. Please get in the habit of ‘expanding’ action words to a few sextets. Somebody talks about **amare** to love? Think **ami-ama | amiamo-amate-amano** or **amerò-amerai-amerà | ameremo-amerete-ameranno**. A person proposes **accarezzare** to caress? Think **accarezzerei-accarezzaresti-accarezzerebbe | accarezzeremmo-accarezzereste-accarezzerebbero**. That sounds terrifying, doesn’t it? Anyway, do it! This exercise will help you become comfortable with the Italian action words within weeks.

Dare + stare

{AUDIO} The present tense of **dare** to give and **stare** to be/stay.

	dare to give <i>I give, etc.</i>	stare to be/stay <i>I am / I stay, etc.</i>	
io	do	sto	I
tu	dai	stai	you
lui/lei	dà	sta	he/she
noi	diamo	stiamo	we
voi	date	state	you
loro	danno	stanno	they

stare + Gerundium

{AUDIO} You’ll find **stare** often in combination with the **gerundio** (*gerund*) of action words. The **gerundio** is the same as the *-ing* form in English. **stare + gerundio** describe an action in progress:

Sto mangiando.	I am eating.
Stavo scrivendo.	I was writing.
Starò dormendo.	I will be sleeping.

As you see, the **gerundio** has the endings **-ando** for Group 1 action words and **-endo** for Group 2 and 3 (more about these two groups in levels 6 and 7):

Group 1: **mangiare/mangiando**

Group 2: **scrivere/scrivendo**

Group 3: **dormire/dormendo**

Some actions verbs have an irregular **gerundio**, for example **fare (facendo)** to do, **dire (dicendo)** to say, **tradurre (traducendo)** to translate. More about the **gerundio** in Level 11.

C. Words

Preview of Level 6

{AUDIO} In Level 6, you'll find these words and their *past participles* (**detto, venuto, creduto**, etc.); please take a look:

dire / detto	to say / said
venire / venuto	to come / come
credere / creduto	to believe / believed
vedere / visto	to see / seen
perdere / perso	to lose / lost
uccidere / ucciso	to kill / killed
discutere / discusso	to discuss / discussed

chiedere / chiesto	to ask / asked
prendere / preso	to take / taken
vivere / vissuto	to live / lived
insistere / insistito	to insist / insisted
scrivere / scritto	to write / written
decidere / deciso	to decide / decided
ricevere / ricevuto	to receive / received

leggere / letto	to read / read
-----------------	----------------

mettere / messo	to put / put
smettere / smesso	to stop / stopped
chiudere / chiuso	to close / closed
piangere / pianto	to weep / wept
correre / corso	to run / run
rispondere / risposto	to answer / answered

rompere / rotto	to break / broken
nascondere / nascosto	to hide / hidden
ridere / riso	to laugh / laughed
sorridere / sorriso	to smile / smiled
difendere / difeso	to defend / defended

D. Rules

In Level 4, we introduced the ‘**o-a** | **i-e**’ scheme which is fundamental to Italian grammar. Please remember:

- **o** denotes generally the *singular masculine*, one boy, one man, one (male) cat
- **a** denotes generally the *singular feminine*, one girl, one woman, one female cat
- **i** is generally the sign of the *plural masculine*, two or more boys, two or more men, two or more (male) cats
- **e** is generally the sign of the *plural feminine*, two or more girls, two or more women, or two or more female cats.

Put into a table, these elements look like this:

	Masculine	Feminine
Singular	-o	-a
Plural	-i	-e

{AUDIO} We'll now see in detail how to apply the 'o-a | i-e' scheme to

- Nouns *(little) child:*
bambino**o**–bambina
bambini**i**–bambine
- Definite articles *the:* il/**lo**–**la** | i/**gli**–**le**
- Indefinite articles *a:* un(**o**)-**una**
- Adjectives *good:* buono–buona | buoni–buone
- Personal object pronouns (POPs) *him/her/them:* **lo**–**la** | **li**–**le**
- Possessive adjectives *my:* mio–mia | miei–mie
your: tuo–tua | tuoi–tue
his/her: suo–sua | suoi–sue
our: nostro–nostra | nostri–nostre
your (pl): vostro–vostra | vostri–vostre
- Demonstrative adjectives *this:* questo–questa | questi–queste
that: quello–quella | quelli–quelle

{AUDIO}

1. ‘O-A | I-E’ and nouns

Let’s explore the ‘o-a | i-e’ scheme with the word **bambino** *little boy* and **bambina** *little girl*. With the plural forms, i.e., when you have more than one little boy or girl, the **-o** becomes **-i** and the **-a** becomes **-e**:

bambino	<i>little boy</i>
bambini	<i>little boys</i>
bambina	<i>little girl</i>
bambine	<i>little girls</i>

In synthesis:

	Masculine	Feminine
Singular	bambino	bambina
Plural	bambini	bambine

Following these transformational rules (o ⇔ i | a ⇔ e), you can now form the plural of tens of thousands of Italian nouns.

The exception to the rule? Nouns ending in **-e** which may be masculine or feminine and which form the plural in **-i**: *la situazione, le situazioni*. You’ll find more exceptions in Level 12.

2. ‘O-A | I-E’ and the definite article

You have two types of articles, both in English and in Italian: definite articles and indefinite articles. The definite article *the* has four standard equivalents (**il-i** | **la-le**) plus some exceptions and complications (see below):

il bambino	the young boy
i bambini	the young boys
la bambina	the young girl
le bambine	the young girls

In synthesis:

	Masculine	Feminine
Singular	il bambino	la bambina
Plural	i bambini	le bambine

Exception 1

Because **il** and **i** don't like to be in front of **z** or **s+consonant** (for example **st**, **sp**, **sc**[a,u,o], etc.) or complex consonant clusters (**psicologo**), you'll use **lo** and **gli**:

Singular:	lo studente	<i>the student</i>
Plural:	gli studenti	<i>the students</i>

Exception 2

il, **la** and **i** don't like to be in front of a vowel, so **il** and **la** become **l'** and **i** becomes **gli**:

l' antipasto	<i>the starter (menu)</i>
l' arancia	<i>the orange</i>
gli antipasti	<i>the starters</i>

Further complications

To express the English *the*, you seem to get away with 7 article variants (**il-i** | **la-le** + **lo-gli-l'**), but there is another major complication: Italian articles tend to fuse with the five so-called *prepositions* **a**, **da**, **di**, **in** and **su**:

Article

	il	i	la	le	l'	lo	gli
a	al	ai	alla	alle	all'	allo	agli
da	dal	dai	dalla	dalle	dall'	dallo	dagli
di	del	dei	della	delle	dell'	dello	degli
in	nel	nei	nella	nelle	nell'	nello	negli
su	sul	sui	sulla	sulle	sull'	sullo	sugli

What do you see?

a+il fuse to form **al**,

a+i fuse to form **ai**,

a+la fuse to **alla**,

a+le fuse to **alle**, etc.

For today, it will be sufficient that you take a look at the **a** and **di** rows, because these two are the most frequent prepositions. **Di** often describes ownership or possession, **a** often indicates a direction. Some examples:

il giardino della casa	the garden of the house
la macchina dell' amico	the car of the friend (the friend's car)
andremo al Poetto	we'll go to the Poetto (Cagliari city beach)
torriamo alla spiaggia!	let's go back to the beach!

3. 'O-A | I-E' and the indefinite article

The indefinite article *a* has two equivalents in Italian:

un bambino a young boy

una bambina a young girl

Exception 1: **un** does not like to stay in front of **z** or **s+consonant** (for example, *st, sp, sc[a,u,o]*, etc.) or complex consonant clusters (*psicologo*) and becomes **uno**:

uno studente a student

Exception 2: **una** doesn't like to be in front of a vowel and becomes **un'**:

un'arancia *an orange*

4. 'O-A | I-E' and adjectives

Do you remember Level 2? The adjectives **felice, gentile, dolce**, etc., ending in **-e**, being both masculine and feminine and having a plural always ending in **-i**?

Singular	Plural	
felice	felici	<i>happy</i>
gentile	gentili	<i>kind</i>
dolce	dolci	<i>sweet</i>
crudel	crudeli	<i>cruel</i>
divertente	divertenti	<i>funny</i>
superficiale	superficiali	<i>superficial</i>

Those are the so-called group 2 adjectives. Most adjectives, however, are in group 1 and follow the classical '**o-a | i-e**' scheme. Here is **contento** *happy, glad*, with the standard ending in **-o**.

	Masculine	Feminine
Singular	content o	content a
Plural	content i	content e

5. 'O-A | I-E' and personal object pronouns

When you say, 'I see *him*', 'I see *her*', or 'I see *them*', you use the so-called 'personal objective pronouns' (POP) *him, her* and *them*.

Following the ‘o-a | i-e’ scheme, the Italian POPs of the third person are **lo-la | li-le**:

	Masculine	Feminine
Singular	lo	la
Plural	li	le

Lo amo. I love **him**.

La amo. I love **her**.

Li amo. I love **them** (boys or men).

Le amo. I love **them** (girls or women).

As you see, *them* translates into **li** and **le**, depending on the gender of the people you are talking about. You’ll find more about these very important *personal object pronouns* (**mi-ti-lo/la | ci-vi-li/le**) in Level 6.

6. ‘O-A | I-E’ and possessive adjectives

So-called ‘possessive adjectives’ indicate ownership or possession: *my, your, his/her/its | our, your, their*.

	Singular		Plural	
	Masculine	Feminine	Masculine	Feminine
my	il mio	la mia	i miei	le mie
your	il tuo	la tua	i tuoi	le tue
his/her/its	il suo	la sua	i suoi	le sue
our	il nostro	la nostra	i nostri	le nostre
your	il vostro	la vostra	i vostri	le vostre
their	il loro	la loro	i loro	le loro

Three important rules govern the use of the possessive adjectives:

Rule #1: Possessive adjectives are generally preceded by definite articles.

la mia macchina **my** car
la tua casa **your** house

Rule #2: Possessive adjectives are NOT preceded by definite articles when you talk about family members such as **figlio** son, **figlia** daughter, **padre** father, **madre** mother, **fratello** brother, **sorella** sister, **marito** husband, **moglie** wife etc.

mia moglie **my** wife
tuo nonno **your** grandfather

Rule #3: The sex (gender) and the how many (number) of **suo**, **sua**, **suoi**, **sue** depend on the object, not on the owner. What does that mean? If father Thomas owns a car, we would talk about that car as **la sua macchina** his car. If Thomas' daughter Johanna also owns a car, we would still say **la sua macchina** her car. Why? Well, what counts is the gender of the car (**la** macchina), not the gender of Thomas or Johanna, the respective owners. More examples:

il suo mestiere **his/her** profession
la sua casa **his/her** house
I suoi amici **his/her** friends
le sue macchine **his/her** cars

7. 'O-A | I-E' and demonstrative adjectives

The so-called 'demonstrative adjectives' indicate whether an object is near (**questo**; see below, row #1) or far (**quello**; row #2), both in space and in time. In English, they are generally translated with *this/these* and *that/those*.

	Article						
	il	i	la	le	l'*	lo	gli
#1	questo	questi	questa	queste	quest'	questo	questi
#2	quel	quei	quella	quelle	quell'	quello	quegli

* only
masc.
sing.

Some examples:

questo paese	this country
questa città	this city
questi abitanti	these inhabitants
quest'uomo	this man
quell'uomo	that man
quello stato	that state
quegli abitanti	those inhabitants
quella città	that city
quel paese	that country

8. Acrobatics

{AUDIO} You have now an overview of nouns, articles, adjectives, personal objective pronouns, possessive adjectives and demonstrative adjectives. Binding them together can be pretty easy or rather complicated. These are easy:

Il ragazzo è contento. *The boy is happy.*

La ragazza è contenta. *The girl is happy.*

Le ragazze sono contente. *The girls are happy.*

However, as soon as you have to deal with longer sentences and exceptions from the ‘o-a | i-e’ rule, things become trickier:

La maggior parte degli animali dello stagno di Molentargius sono selvatici.

The majority of the animals in the Molentargius wet land are wild.

It will take you some time to mount such acrobatic constructions in autopilot mode. Happily, our human brain is hard-wired to achieve these feats in a reasonable time! More about you and your brain hardware in Level 10.

9. **che** (1)

{AUDIO} **Ch**e is a versatile word. For today, let’s just explore **ch**e as a *relative pronoun*. So-called relative pronouns relate to something mentioned earlier: in English, you can often omit them (see the first examples); in Italian you can’t. **Ch**e translates into *who*, *whom*, *which* or *that*.

la pasta alle vongole **ch**e
abbiamo assaggiato avantieri

the spaghetti with clams
[**which**] we tried the day
before yesterday

la partita di tennis **ch**e vedremo
dopodomani

the tennis match [**that**] we
will see the day after
tomorrow

la ragazza **ch**e ho incontrato
l’anno scorso

the girl [**whom**] I met last
year

la professoressa **ch**e preferisco

the professor [**whom**] I
prefer

More about **ch**e in Level 6.

E. Dialogue

{AUDIO}

La Festa di Compleanno

– Ti posso fare una domanda? Sei davvero nato il primo gennaio o l'hai semplicemente inventato?

– Io non ho inventato niente, ma forse i miei genitori, chi lo sa. Dai, perché non ci prendiamo un cappuccino al Caffè Savoia e parliamo della mia festa di compleanno. [Al barista] Gianni, ci prepari due cappuccini, per favore?

– Quando farai la tua festa, il 31 dicembre o il primo gennaio?

– Direi di cominciare prima, la notte di Capodanno, e di finire con la prima colazione dell' 1.

– E in quanti saremo?

– Una cinquantina, non di più.

– Una cinquantina? Come farai entrare 50 persone nel tuo monolocale?

The Birthday Party

– May I ask you a question? Were you really born on January 1 or have you simply invented it?

– I didn't invent anything, but maybe my parents did, who knows. Come on, why don't we take a cappuccino at the Savoia Café and talk about my birthday party. [To the bartender] Gianni, will you prepare us two cappuccinos, please?

– When will you have your party, on December 31 or January 1?

– I would say to start earlier, on New Year's Eve, and end with breakfast on the 1st.

– And how many of us will there be?

– Fifty or so, not more.

– Fifty? How will you get 50 people in your studio?

– Non preoccuparti, faremo la festa nella casa dei miei a Castiadas.

– Wow, nella casa sulla collina? Fantastico! Non avremo vicini, non disturberemo nessuno e nessuno ci disturberà.

– Ecco la lista delle cose che ci occorrono. Cosa ne pensi?

– “Niente bibite preconfezionate, solo succo di frutta.” Succo di frutta... vino?

– No, 50 chili di arance per fare una bella spremuta. Ci arriveranno direttamente dal frutteto del nostro amico di Calasetta. Ma avremo anche 50 litri di vino di famiglia e 100 litri di acqua della sorgente di San Pietro.

– Hmm, ecologico e sano... E da pappai?

– Ognuno porterà un antipasto: frittate ai piselli, involtini di primavera, panzanella, humus, taboulè... insomma, cucina del mondo. E bruschetta con olio di oliva.

– Don't worry, we'll make the party in my family's house at Castiadas.

– Wow, the house on the hill? Fantastic! We won't have neighbours, we won't disturb anyone and no one will disturb us.

– Here is the list of things (that) we need. What do you think?

– “No prepackaged drinks, only fruit juice.” Juice... wine?

– No, 50 kg of oranges to make a nice orange juice. They'll come directly from the orchard of our friend in Calasetta. But we will also have 50 litres of family wine and 100 litres of water from St. Peter's.

– Hmm, ecological and healthy... And to eat?

– Everyone will bring an appetizer: omelettes with peas, spring rolls, panzanella, humus, tabouleh... well, world food. And bruschetta with olive oil.

– E come primo e secondo?

– Niente primo, niente secondo. Dagli antipasti passeremo all'insalata, al pecorino e alla macedonia di Amos. Alla fine, come dolce, avremo una specialità, il famoso...

– ...Cappello del Prete! Stravanau! Allora conosci la ricetta?

– No, viene Bastianeddu e lo prepara in persona. Lo sai che lui non ha mai dato la ricetta a nessuno.

– È vero, me lo ero dimenticato. Il Cappello del Prete è un segreto di Stato!

– And for 'firsts' and 'seconds'? ('first' = pasta, spaghetti, rice, polenta, etc.; 'second' = meat or fish)

– No 'firsts', no 'seconds'. From the appetizers we'll go to the salad, sheep cheese and Amos's fruit salad. At the end, for dessert, we'll have a specialty, the famous...

– ... Priest's Hat! Extraordinary. You know the recipe?

– No, Sebastian will be there and he'll prepare it personally. You know that he's never given the recipe to anyone.

– It's true, I had forgotten about that. The Priest's Hat is a state secret!

Words

{AUDIO}

il compleanno birthday
 fare una domanda to ask a question
 davvero really
 nascere (p.p.: nato) to be born
 il primo first
 gennaio January

inventare to invent, create
 i genitori parents
 chi lo sa who knows
 il barista barman
 dicembre December
 direi I would say
 cominciare to start, begin
 la notte night

finire	to end	ecologico	ecological, eco-friendly
in quanti saremo	how many we will be	pappai (Sardinian language)	to eat
una cinquantina	around 50	ognuno	everyone, everybody
non di più	not more	l'antipasto	starter, appetizer, antipasto
fare entrare	to make stay, to pile in	la frittata	omelette
il monolocale	studio	il pisello	pea
preoccuparsi	to worry	l'involtino	roll
Castiadas	town in Sardinia	la primavera	spring
la collina	hill	panzanella	Tuscan salad of bread and tomatoes
il vicino	neighbour	lo hummus (حُمص)	Levantine recipe made from chickpeas
disturbare	to disturb	taboulè (تبولة)	Levantine vegetarian dish
la lista	list	insomma	therefore, in other words
occorrere	to require, need	il mondo	world
niente	nothing; <i>here: no</i>	la bruschetta	bruschetta
la bĭbita	drink, beverage	il primo	'first' starter dish with pasta, rice, polenta etc.
il succo di frutta	fruit juice	il secondo	'second' main dish with meat or fish
il vino	wine	passare a	to go ahead with
il chilo	kg	l'insalata	salad
l'arancia	orange	il dolce	dessert
la spremuta	fresh- squeezed juice	la specialità	specialty
il frutteto	orchard, grove		
Calasetta	town in Sardinia		
il litro	litre		
vino di famiglia	home-made wine		
l'acqua	water		
la sorgente	source		
San Pietro	place in Sardinia		

famoso	famous	in persona	personally
il cappello	hat	nessuno	nobody
il prete	priest	dimenticarsi	to forget
stravanau (Sardinian)	extra- ordinary	il segreto	secret
conoscere	to know	lo stato	state

F. Results & Preview

Can you say

parlo-parli-parla | **parliamo**-parlate-parlano

parlavo-parlavi-parlava | **parlavamo**-parlavate-parlavano

parlerò-parlerai-parlerà | **parleremo**-parlerete-parleranno

parlerei-parleresti-parlerebbe | **parleremmo**-parlereste-parlerebbero?

che parlassi-parlassi-parlasse | **parlassimo**-parlaste-parlassero?

And have you tried to attach these endings to the following action words?

amare	to love
pensare	to think
studiare	to study
lavorare	to work
arrivare	to arrive
trovare	to find
aspettare	to wait
comprare	to buy
guardare	to look
scusare	to excuse
sperare	to hope
ascoltare	to listen
portare	to bring, bear

Have you learned how to be polite and how to give orders? And do you know how to apply the all important ‘**o-a | i-e**’ scheme to words like:

1. Nouns	<i>boy/girl</i>	ragazzo–ragazza ragazzi–ragazze
2. Definite articles	<i>the</i>	il/lo–la i/gli–le
3. Indefinite articles	<i>a</i>	un(o)–una
4. Adjectives	<i>in love</i>	innamorato–innamorata innamorati–innamorate
5. Pronouns	<i>him/her/them</i>	lo–la li–le
6. Possessive adjectives	<i>my</i>	mio–mia miei–mie
	<i>your</i>	tuo–tua tuoi–tue
	<i>his/her</i>	suo–sua suoi–sue
	<i>our</i>	nostro–nostra nostri–nostre
	<i>your (pl)</i>	vostro–vostra vostri–vostre
7. Demonstrative adjectives	<i>this</i>	questo–questa questi–queste
	<i>that</i>	quello–quella quelli–quelle

Well then, you have been promoted to Level 6!

* * *

In Level 6, you will first explore the group 2 action words in **-ere**. That will be the easy part. Then, you’ll learn how to do things to yourself with so-called *reflexive action words*. These come with the so-called POPs (personal object pronouns) **mi-ti-si | ci-vi-si** and use **essere** to form the compound tenses. Finally, you’ll get a full demonstration of personal pronouns, both POPs (weak and strong) and PSPs (personal subject pronouns). Mastering them is your last big intellectual challenge in Italian grammar. You’ll

discover it all in just five pages. Five pages of headaches, perhaps, but, yes, you can!

Level 6 mi-ti-si | ci-vi-si

To acquire the basics of the Italian language, continue here with the next episode of Giulia, Giacomo and their friends ('A1: Love') and *Pasta del povero* ('A2: Italian Cuisine'). Download the audio files from www.4elisa.com and listen until you know them by heart. Then go on to Level 7. If, instead, you want a more in-depth coverage of Italian grammar, continue with sections B, 'Action Words', C, 'Words', D, 'Rules', etc.

Today we'll explore the Group 2 action words, those ending in **-ere** and having *past participles* that end in **-uto**: **avere/avuto** (to have/had), **credere/creduto** (to believe/believed). Group 2 words show two peculiarities: 1) Many of them put the stress on the antepenultimate syllable (the third-to-last one) and 2) some have irregular past participles, ie:

chiedere / chiesto	to ask / asked
prendere / preso	to take / taken
vivere / vissuto	to live / lived
leggere / letto	to read / read

In Level 6 you will also discover *reflexive action words* and describe things we do to ourselves, for example **lavarsi** to wash oneself or **amarsi** to love oneself. Managing them is reasonably simple because all you need to do is associate them with **mi-ti-si | ci-vi-si**.

Then, we'll make a short excursion into irregular future stems, and, finally, we'll get the global picture of *personal pronouns*, your final great intellectual challenge in Italian. From there on, you'll be definitely in calmer waters. We promise!

As always, make extensive use of the audio files. Listen to them enough times so you can make out every single word.

A1: Love (6)

{AUDIO} *In the cafeteria, Luca crashes into a girl. A coffee cup falls to the ground and breaks. Luca kneels down and recognizes Sara.*

Sara: Non potevi stare attento, Luca? Guardo che cosa hai fatto! Sei il solito pasticciatore.

Luca: Cosa vuoi dire?

Sara: Che combini solo guai. E quando non rompi le tazze, racconti delle bugie. Perché hai detto che avevi visto Giulia con Maurizio?

Luca: Non li ho visti io, li hanno visti i miei amici e...

Sara: ...e con le verità dei tuoi amici rovini il rapporto tra Giulia e Giacomo. Sei un coglione!

Luca: Grazie, sei elegante come sempre. E tu, che cosa hai riferito a Giulia? È vero, Giacomo e Valeria sono rimasti a lungo nell'aula di farmacologia...

Sara: ...e si sono incontrati anche in altre occasioni. Me l'hanno confermato due amiche mie...

S.: Couldn't you pay attention, Luca? Look what you've done! You've made the usual mess.

L.: What do you mean?

S.: That you are nothing but trouble. And when you don't break cups, you tell lies. Why did you say that you had seen Giulia with Maurizio?

L.: I didn't see them myself, my friends saw them and...

S.: ... and the word of your friends ruins the relationship between Julia and Giacomo. You're an asshole!

L.: Thanks, you're as elegant as always. And you, what did you say to Julia? True, Giacomo and Valeria remained for quite some time in the pharmacology classroom...

S.: ... and they met on other occasions as well. Two friends of mine confirmed to me that...

Words**{AUDIO}**

stare attento	to pay attention	come sempre	as always
solito	usual, customary	riferire	to report, recount
il pasticcione	someone who makes a mess	è vero	it's true
dire	to say	rimanere	to stay, remain
combinare guai	to cause harm/trouble	loro sono rimasti	they remained
solo	only	a lungo	for quite some time
rompere (p.p.: rotto)	to break	l'aula	classroom
la tazza	cup	la farmacologia	pharmacology
raccontare delle bugie	to tell lies	incontrarsi	to meet
la verità	truth	l'occasione (f)	occasion
rovinare	to ruin	altro	other
il rapporto	relationship	confermare	to confirm
il coglione	asshole	l'amica, pl.: amiche	friend (female)
elegante	elegant		

A2: Italian Cuisine (6)

{AUDIO} *Pasta del povero... generally a one-person meal.*

Per 1 persona: 120 g di pasta.
Condimento: 250 ml di passata di pomodoro in bottiglia, 1 cipolla tagliata in 4 pezzi, un filo di olio, sale, pane.

Portare a ebollizione 250 ml della passata di pomodoro con la cipolla e un cucchiaio di olio.

Aggiungere la pasta cruda (!) e far cuocere a mezza fiamma il doppio del tempo della cottura indicato. Aggiungere ogni tanto un cucchiaio di acqua per tenere il sugo liquido.

Chi è ricco può aggiungere qualche foglia di basilico, un po' di parmigiano e ancora olio.

Servire in un piatto o mangiare direttamente dalla padella.
Usare il pane per fare la scarpetta a fine pasto.

For one person: 120 g of pasta.
Dressing: 250 ml of bottled tomato sauce, 1 onion, cut in 4 pieces, a little oil, salt, bread.

Bring to boil 250 ml of tomato puree with the onion and a tablespoon of oil.

Add the uncooked (!) pasta and cook on medium flame for double the cooking time indicated. Add a tablespoon of water once in a while to keep the sauce liquid.

Whoever is rich can add a few leaves of basil, a little parmesan and more oil.

Serve on a plate or eat directly from the pan. Use the bread to mop up after the meal.

Words**{AUDIO}**

povero	poor	ogni tanto	once in a while
la passata di pomodoro	tomato puree	tenere	to keep, maintain
la bottiglia	bottle	liquido	liquid
la cipolla	onion	ricco	rich
il pezzo	piece, part	qualche	some
l'ebollizione (f.)	boiling; excitement	un po' di	a little of
crudo	raw, uncooked	ancora	again, still
mezzo	half	il piatto	plate, dish
la fiamma	flame	mangiare	to eat
doppio	double	usare	to use
il tempo	time	il pane	bread
indicato	indicated, specified	fare la scarpetta	to mop up
		a fine pasto	after the meal

B. Action Words**Dire + venire**

{AUDIO} The present tense of **dire** to say and **venire** to come.

	dire to say <i>I say, etc.</i>	venire to come <i>I come, etc.</i>	
io	dico	vengo	I
tu	dici	vieni	you
lui/lei	dice	viene	he/she
noi	diciamo	veniamo	we
voi	dite	venite	you
loro	dicono	vengono	they

Sextets of *-ere* action words (Group 2)

To explore Group 2 action words, those ending in *-ere*, we'll choose **credere** to *believe*. The **participio passato** is **creduto** *believed*. The overview:

{AUDIO}

Infinito	credere
Participio passato	creduto
Gerundio presente	credendo
Imperativo	credi creda crediamo credete credano

	Presente	Passato prossimo	Imperfetto
io	cre <u>do</u>	ho creduto	crede <u>vo</u>
tu	cre <u>di</u>	hai creduto	crede <u>vi</u>
lui/lei	cre <u>de</u>	ha creduto	crede <u>va</u>
noi	cre <u>diamo</u>	abbiamo creduto	crede <u>vamo</u>
voi	cre <u>dete</u>	avete creduto	crede <u>vate</u>
loro	cre <u>dono</u>	hanno creduto	crede <u>vano</u>

	Futuro semplice	Condizionale pres.	Passato remoto
io	crede <u>rò</u>	crede <u>rei</u>	crede <u>tti</u> /crede <u>i</u>
tu	crede <u>rai</u>	crede <u>resti</u>	crede <u>sti</u>
lui/lei	crede <u>rà</u>	crede <u>rebbe</u>	crede <u>tte</u> /crede <u>é</u>
noi	crede <u>remo</u>	crede <u>mmo</u>	crede <u>mmo</u>
voi	crede <u>rete</u>	crede <u>reste</u>	crede <u>ste</u>
loro	crede <u>ranno</u>	crede <u>rebbero</u>	crede <u>terro</u> / crede <u>rono</u>

	Congiuntivo presente	Congiuntivo imperfetto
che io	cre <u>da</u>	cre <u>dessi</u>
che tu	cre <u>da</u>	cre <u>dessi</u>
che lui/lei	cre <u>da</u>	cre <u>desse</u>
che noi	cre <u>diamo</u>	cre <u>dessimo</u>
che voi	cre <u>diate</u>	cre <u>deste</u>
che loro	cre <u>dano</u>	cre <u>dessero</u>

With the exception of the **passato remoto**, all tenses look familiar. Let's go into the details.

1.

Presente

I, you believe, he/she believes

we, you, they believe

(io) **credo**

(tu) **credi**

(lui/lei) **crede**

(noi) **crediamo**

(voi) **credete**

(loro) **credono**

Passato prossimo

I, you, he/she believed

we, you, they believed

(io) **ho creduto**

(tu) **hai creduto**

(lui/lei) **ha creduto**

(noi) **abbiamo creduto**

(voi) **avete creduto**

(loro) **hanno creduto**

{AUDIO} For the **presente** you cut the ending **-ere** and add to the root **cred-** the endings **-o, -i, -e | -iamo, -ete, -ono**.

Non **credo** a quello che dice.

I don't believe what he says.

To build the **passato prossimo** (*I believed, etc.*), combine **ho-hai-ha | abbiamo-avete-hanno** with the *past participle*.

Please build the **presente** and **passato prossimo** sextets of the following action words:

vedere / visto	to see / seen
perdere / perso	to lose / lost
uccidere / ucciso	to kill / killed
discutere / discusso	to discuss / discussed

2.

Imperfetto

I, you, he/she believed/used to believe

we, you, they believed/used to believe

(io) credevo

(tu) credevi

(lui/lei) credeva

(noi) credevamo

(voi) credevate

(loro) credevano

Trapassato prossimo

I, you, he/she had believed
we, you, they had believed

(io) avevo creduto

(tu) avevi creduto

(lui/lei) aveva creduto

(noi) avevamo creduto

(voi) avevate creduto

(loro) avevano creduto

{AUDIO} For the **imperfetto** cut the ending **-ere** and add the endings **-evo, -evi, -eva | -evamo, -evate, -evano**.

Credevi seriamente a Babbo Natale?

Did you seriously believe in Santa Claus?

To build the **trapassato prossimo** (*I had believed, etc.*), combine **avevo-avevi-aveva | avevamo-avevate-avevano** with the *past participle*.

Please build the **imperfetto** and **trapassato prossimo** sextets of the following action words:

chiedere / chiesto	to ask / asked
prendere / preso	to take / taken
vivere / vissuto	to live / lived
insistere / insistito	to insist / insisted

3.

Futuro

I, you, he/she will believe
we, you, they will believe

(io)	crederò
(tu)	crederai
(lui/lei)	crederà
(noi)	crederemo
(voi)	crederete
(loro)	crederanno

Futuro anteriore

I, you, he/she will have believed
we, you, they will have believed

(io)	avrò creduto
(tu)	avrà creduto
(lui/lei)	avrà creduto
(noi)	avremo creduto
(voi)	avrete creduto
(loro)	avranno creduto

{AUDIO} The endings are the same as with Group 1 action verbs (compare with **pensare** of Level 5).

Crederà che l'ho fatto apposta. He'll believe that I did it on purpose.

To build the **futuro anteriore** (*I will have believed, etc.*), combine **avrò-avrà-avrà | avremo-avrete-avranno** with the *past participle*.

Please build the **futuro** and **futuro anteriore** sextets of the following action words:

scrivere / scritto	to write / written
decidere / deciso	to decide / decided
ricevere / ricevuto	to receive / received
leggere / letto	to read / read

4.

Condizionale presente

I, you, he/she would believe
 we, you, they would believe

(io)	crederei
(tu)	crederesti
(lui/lei)	crederebbe
(noi)	crederemmo
(voi)	credereste
(loro)	crederebbero

Condizionale passato

I, you, he/she would have
 believed
 we, you, they would have
 believed

(io)	avrei creduto
(tu)	avresti creduto
(lui/lei)	avrebbe creduto
(noi)	avremmo creduto
(voi)	avreste creduto
(loro)	avrebbero creduto

{AUDIO} The endings are the same as with Group 1 action verbs (see **pensare**, Level 5).

Credereste tutto quello che vi
 dicono.

You'd believe everything they tell you.

To build the **condizionale passato** (*I would have believed, etc.*), combine **avrei-avresti-avrebbe | avremmo-avreste-avrebbero** with the *past participle*.

Please build the **condizionale presente** and **condizionale passato** sextets of the following action words:

mettere / messo	to put / put
smettere / smesso	to stop / stopped
chiudere / chiuso	to close / closed
piangere / pianto	to weep / wept

5.

Congiuntivo presente

...that I, you believe, he/she believes

...that we, you, they believe

che io creda

che tu creda

che lui/lei creda

che (noi) crediamo

che (voi) crediate

che (loro) credano

Congiuntivo passato

...that I, you, he/she believed

...that we, you, they believed

che io abbia creduto

che tu abbia creduto

che lui/lei abbia creduto

che (noi) abbiamo creduto

che (voi) abbiate creduto

che (loro) abbiano creduto

{AUDIO} These endings are new to you. To obtain the **congiuntivo presente**, add to the root **cred-** the endings **-a, -a, -a | -iamo, -iate, -ano**.

Penso che non crediate in Dio.

I think that you don't believe in God.

To build the **congiuntivo passato** (to be translated into English generally with a simple *that I believed, etc.*), combine **abbia-abbia-abbia | abbiamo-abbiate-abbiano** with the *past participle*.

Remember: the **congiuntivo** is used after action words which express the idea that things can happen or not; that things could happen or not; or that things could have happened or not (after action words that express doubts, thoughts, wishes, beliefs, and worries). In Level 5, you saw **Voglio che...** *I want that...*, **Dubito che...** *I doubt that...*, **Mi piace che...** *I'd like that...* and others. Here are some conjunctions that also require the **congiuntivo**:

prima che...

before

affinché...

so that, in order that...

a meno che...

unless...

nel caso che...

in case...

Please build the **congiuntivo presente** and **congiuntivo passato** sextets of the following action words:

risp <u>o</u> ndere / risposto	to answer / answered
co <u>r</u> rere / corso	to run / run
ro <u>m</u> pere / rotto	to break / broken
nasco <u>n</u> dere / nascosto	to hide / hidden

6.

Congiuntivo imperfetto

...that I, you, he/she believed/used to believe

...that we, you, they believed/used to believe

che io credessi

che tu credessi

che (lui/lei) credesse

che (noi) credessimo

che (voi) credeste

che (loro) credessero

Congiuntivo trapassato

...that I, you, he/she had believed

...that we, you, they had believed

che io avessi creduto

che tu avessi creduto

che (lui/lei) avesse creduto

che (noi) avessimo creduto

che (voi) aveste creduto

che (loro) avessero creduto

{AUDIO} To obtain the **congiuntivo imperfetto**, add to the root **cred-** the endings **-essi, -essi, -esse** | **-essimo, -este, -essero**.

Pensavo che voi non credeste in Dio.

I thought (that) you didn't believe in God.

To build the **congiuntivo trapassato** (*that I had believed, etc.*), combine **avessi-avessi-avesse** | **avessimo-aveste-avessero** with the *past participle*.

Please build the **congiuntivo imperfetto** and **congiuntivo trapassato** sextets of the following action words:

ri <u>d</u> ere / riso	to laugh / laughed
sorr <u>i</u> dere / sorriso	to smile / smiled
dif <u>e</u> ndere / difeso	to defend / defended

7.

Passato remoto

I, you, he/she believed	
we, you, they believed	
(io)	cred e tti/crede i
(tu)	cred e sti
(lui/lei)	cred e tte/cred e ´
(noi)	cred e mmo
(voi)	cred e ste
(loro)	cred e tter o /cred e ron o

Trapassato remoto

I, you, he/she had believed	
we, you, they had believed	
(io)	ebb i creduto
(tu)	avest i creduto
(lui/lei)	ebb e creduto
(noi)	avem mo creduto
(voi)	avest e creduto
(loro)	eb b er o creduto

{AUDIO} Please note that the 1st person singular (credetti/credei), the 3rd person plural (credette/credé) and the 3rd person plural (credettero/credarono) have two variants.

As you have noticed, the differences between the endings of Group 1 (**pensare to think**) and Group 2 (**credere to believe**) are modest. In most cases, only the initial vowel changes (usually –a– becoming –e–). Some endings don't change at all (**futuro and condizionale presente**). Here is a summary of Group 2 endings. The differences with regard to Group 1 are shown in bold.

Presente	-o, -i, - e -iamo, -ete, - ono
Imperfetto	- e vo, - e vi, - e va - e vamo, - e vate, - e vano
Futuro	-erò, -erai, -erà -eremo, -erete, -eranno
Condizionale presente	-erei, -eresti, -erebbe -eremmo, -ereste, -erebbero
Congiuntivo presente	- a , - a , - a -iamo, -iate, - ano
Congiuntivo imperfetto	- essi , - essi , - esse - essimo , - este , - essero
Passato remoto	- e tti, - e sti, - e tte - e mmo, - e ste, - e tter o (or: - ei , - esti , - e ´ - e mmo, - e ste, - e ron o)

Reflexive action words

Some of the actions we perform are *reflexive* because we do something to ourselves. We can wash ourselves or love ourselves. To express this type of reflexive behavior, Italian uses reflexive action words. What you need to know about them can be summarized in five rules:

1. To get the infinitive, cut the final **-e** and add **-si**: **lavare** *to wash* becomes **lavarsi** *to wash oneself*, **amare** *to love* becomes **amarsi** *to love oneself*.
2. To form the compound tenses, you need to use **essere** + the **participio passato**: **mi sono lavato** *I washed myself*.
3. To express *oneself-yourself-himself/herself | ourselves-yourselves-themselves* put **mi-ti-si | ci-vi-si** 1) before the action word or 2) before **sono-sei-è | siamo-siete-sono** if you have a compound tense (for example of the **passato prossimo**; see below).
4. The final vowel of the **participio passato** follows the ‘**o-a | i-e**’ idea and is **-o/-a/-i/-e** according to gender and number of the subject: **ci siamo lavati** *we washed ourselves* (boys); **ci siamo lavate** *we washed ourselves* (girls). If it is a mixed group, it is masculine by default: **ci siamo lavati** *we washed ourselves* (1 boy and 7 girls)...
5. Many Italian reflexive action words are NOT reflexive in English.

{AUDIO}

Infinito	lavarsi <i>to wash oneself</i>
Participio passato	lav <u>a</u> to <u>s</u> i
Gerundio presente	lav <u>a</u> nd <u>o</u> s <u>i</u>
Imperativo	lav <u>a</u> ti si lavi lav <u>a</u> mo <u>c</u> i lav <u>a</u> te <u>v</u> i si lav <u>a</u> no

	Presente	Passato prossimo	Imperfetto
io	mi lavo	mi sono lavato/a	mi lavavo
tu	ti lavi	ti sei lavato/a	ti lavavi
lui/lei	si lava	si è lavato/a	si lavava
noi	ci laviamo	ci siamo lavati/e	ci lavavamo
voi	vi lavate	vi siete lavati/e	vi lavavate
loro	si lavano	si sono lavati/e	si lavavano

	Futuro semplice	Condizionale pres.	Passato remoto
io	mi laverò	mi laverei	mi lavai
tu	ti laverai	ti laveresti	ti lavasti
lui/lei	si laverà	si laverebbe	si lavò
noi	ci laveremo	ci laveremmo	ci lavammo
voi	vi laverete	vi lavereste	vi lavaste
loro	si laveranno	si laverebbero	si lavarono

	Congiuntivo presente	Congiuntivo imperfetto
che io	mi lavi	mi lavassi
che tu	ti lavi	ti lavassi
che lui/lei	si lavi	si lavasse
che noi	ci laviamo	ci lavassimo
che voi	vi laviate	vi lavaste
che loro	si lavino	si lavassero

Translation of the 1st persons singular

Presente	I wash myself
Perfetto	I washed myself
Imperfetto	I washed myself
	I used to wash myself
Futuro semplice	I will wash myself
Condizionale presente	I would wash myself
Passato remoto	I washed myself
Congiuntivo presente*	(that) I wash myself
Congiuntivo imperfetto*	(that) I washed myself

* The **congiuntivo** allows generally for more than one translation. For details, please check Level 9.

Exercise

Please take the table above and adapt it to the following action words. Attention: many action words are reflexive in Italian, but not in English.

innamorarsi	to fall in love
chiamarsi	to be called / named
annoiarsi	to be bored
arrabbiarsi	to get angry
laurearsi	to graduate

Examples

Mi sono innamorato. [boy]	I fell in love.
Mi sono innamorata. [girl]	I fell in love.
Ci siamo innamorati. [boys]	We fell in love.
Ci siamo innamorate. [girls]	We fell in love.
Vi siete annoiati? [boys]	Were you bored?
Vi siete annoiate? [girls]	Were you bored?
Ci siamo annoiati da morire. [boys]	We were bored stiff.
Ci siamo annoiate da morire. [girls]	We were bored stiff.
Non arrabbiarti!	Don't get angry!
Svegliati!	Wake up!
Non vi sentite bene?	Don't you feel well?

Take also a look at these fairly common reflexive action words:

truccarsi	to put on makeup
sedersi	to sit down
spogliarsi	to undress
baciarsi	to kiss each other
addormentarsi	to fall asleep
svegliarsi	to wake up

Future Stems

{AUDIO} You know that the **futuro** and the **condizionale presente** are the most regular tenses in Italian because the endings are identical for all action words:

Futuro -ò, -ai, -à | -emo, -ete, -anno

Condizionale presente -ei, -esti, -ebbe | -emmo, -este, -ebbero

All you need to know is where to attach these endings to. In Level 5, you saw that Group 1 action words form the future stem by cutting **-are** and adding **-er-**.

<i>Group 1</i>	<i>Future stem</i>
ricordare (to remember)	ricord er-
ascoltare (to listen)	ascolt er-
trattare (to treat)	tratt er-
aspettare (to wait)	aspett er-
portare (to bring)	port er-

Group 2 and 3 future stems are still easier to construct. Just cut the final **-e** of the infinitive... and that's it!

<i>Group 2</i>	<i>Future stem</i>
perdere (to lose)	perder-
uccidere (to kill)	uccider-
discutere (to discuss)	discuter-
chiedere (to ask)	chieder-
prendere (to take)	prender-

<i>Group 3</i>	<i>Future stem</i>
dormire (to sleep)	dormir-
finire (to finish, end)	finir-
divertire (to amuse)	divertir-
uscire (to go out, come out)	uscir-
riuscire (to succeed)	riuscir-

Only a few words have irregular future stems, but they are all extremely important. Don't forget to memorize the future stems today!

Infinitive		Future stem
andare	to go	andr-
avere	to have	avr-
venire	to come	verr-
dovere	must	dovr-
essere	to be	sar-
potere	can	potr-
sapere	to know	sapr-
vedere	to see	vedr-
vivere	to live	vivr-
volere	to want	vorr-
cadere	to fall	cadr-
fare	to do/make	far-
giocare	to play	giocher-
pagare	to pay	pagher-
cominciare	to start	comincer-
mangiare	to eat	manger-

A few examples: **andrò** I'll go – **avrà** you'll have – **verrà** he'll come – **dovremo** we'll have to – **sarete** you'll be (pl.) – **potranno** they'll be able to – **saprei** I would know – **vedresti** you would see – **vivrebbe** he would live – **vorremmo** we would want – **giochereste** you would play – **pagherebbero** they would pay

C. Words

Preview of Level 7

{AUDIO} In Level 7, you will find some of the following words. Please take a first look at them.

partire	to leave	bollire	to boil
sentire	to hear; to feel	inseguire	to chase, pursue
dormire	to sleep	mentire	to lie
scoprire	to discover	sfuggire	to escape
agire (-isc-)	to act, behave	consentire	to allow
reagire (-isc-)	to react, respond	eseguire	to perform
finire (-isc-)	to finish, end	apparire	to dwell, live
suggerire	to suggest	comparire	to appear, participate
divertire	to amuse	morire	to die
servire	to serve; to be needed	salire	to go up, rise
vestire	to get dressed	uscire	to go out, come out
ripartire	to leave again; to distribute	riuscire	to succeed
coprire	to cover	udire	to hear, listen
consentire	to allow		

D. Rules

Personal pronouns

{AUDIO} Now comes the last big chunk of Italian grammar: five pages of personal pronouns. Are you ready? Please don't walk away now. Clench your teeth and go through to the end. Come back tomorrow and look again and come back the day after tomorrow, too. In a week, personal pronouns will be second nature.

1. Personal subject pronouns

In the second column of the following table you see the PSPs, the *personal subject pronouns*. You know them all.

	PSP*		POP**			
			Weak forms		Strong forms	
1 st singular	io	<i>I</i>	mi	<i>me</i>	me	<i>me</i>
2 nd singular	tu	<i>you</i>	ti	<i>you</i>	te	<i>you</i>
3 rd singular	lui	<i>he</i>	lo gli – si	<i>him</i>	lui – sé	<i>him</i>
	lei	<i>she</i>	la le – si	<i>her</i>	lei – sé	<i>her</i>
1 st plural	noi	<i>we</i>	ci	<i>us</i>	noi	<i>us</i>
2 nd plural	voi	<i>you</i>	vi	<i>you</i>	voi	<i>you</i>
3 rd plural	loro (m)	<i>they</i>	li – si	<i>them</i>	loro – sé	<i>them</i>
	loro (f)	<i>they</i>	le – si	<i>them</i>	loro – sé	<i>them</i>

* PSP: Personal subject pronouns

** POP: Personal object pronouns

2. Personal object pronouns

In Level 5, we introduced the ‘personal object pronouns’ (POPs) of the 3rd person **lo**, **la**, **li**, **le** (*him*, *her*, *them*):

	Masculine	Feminine
Singular	lo	la
Plural	li	le

Lo amo. *I love him.*

La amo. *I love her.*

Li amo. *I love them (boys).*

Le amo. *I love them (girls).*

Direct object pronouns

Let's now extend the list and explore *I love you*, *you love me*, etc. Proceed to Columns 3 and 4: POPs, weak and strong. You will use these *personal object pronouns* when you declare your love. Let's first check the **weak** forms and, among these, the **direct object pronouns** **mi-ti-lo/la** | **ci-vi-li/le**. What is a direct object? The direct object is the 'recipient of the action'. It answers the question *whom?* or *what?*

I love those girls.	Whom do I love ?	The girls.
He writes a message.	What does he write?	A message.

In these sentences *girls* and *message* are direct objects. Action words that take direct objects – in our examples *to love* and *to write* – are called **transitive action words**. Action words that CANNOT take a direct object, for example **dormire** *to sleep*, **andare** *to go*, **venire** *to come*, are called **intransitive action words**.

Direct object pronouns are usually placed immediately before the **transitive** action word:

1 st singular	mi	Mi ami?	Do you love me?
2 nd singular	ti	Ti amo.	I love you.
3 rd singular	lo	Lo amo.	I love him.
	la	La amo.	I love here.
1 st plural	ci	Ci ami?	Do you love us?
2 nd plural	vi	Vi amo.	I love you. (pl.)
3 rd plural	li	Li amo.	I love them. (masc.)
	le	Le amo.	I love them. (fem.)

Indirect object pronouns

Some action words also have *indirect object nouns and pronouns*. What is an indirect object? An indirect object answers the question **to whom?** or **for whom?** While the prepositions *to* and *for*

are often omitted in English, in Italian you must use the preposition **a**:

Could you tell Marco the story, please?	Potresti raccontare la storia a Marco, per favore?	Indirect noun: Marco
I gave the teacher my mobile number.	Ho dato il mio numero di cellulare alla professoressa.	Indirect noun: la professoressa
I explained the situation to the physicians.	Ho spiegato la situazione ai medici.	Indirect noun: i medici

Now listen carefully:

- 1) **mi, ti, ci** and **vi** are both direct and indirect pronouns.
- 2) **lo, la, li, and le** are **only direct pronouns!**
- 3) The equivalent **indirect forms** are **gli** to *him/for him*, **le** to *her/for her*, and **loro** to *them/for them*.

I'll tell him the story.	Gli racconterò la storia.	Indirect pronoun: gli
I gave her my mobile number.	Le ho dato il mio numero di cellulare.	Indirect pronoun: le
I explained the situation to them.	Ho spiegato loro la situazione.	Indirect pronoun: loro

Complete overview:

1 st singular	mi	Mi dai quella mela?	Are you giving me that apple?
2 nd singular	ti	Non ti do niente.	I am not giving you anything.
3 rd singular	gli	Gli dai un bacio?	Are you giving him a kiss?
	le	Le dai un bacio?	Are you giving her a kiss?
1 st plural	ci	Ci racconterai tutto?	Will you tell us everything?
2 nd plural	vi	Non vi racconterò niente.	I won't tell you anything.
3 rd plural	loro	Date loro uno schiaffo.	Give them (masc. + fem.) a slap.

3. Reflexive object pronouns

The reflexive object pronouns are familiar from the reflexive action words we introduced above.

	Presente	Passato prossimo	
lui/lei	si lava	si è lavato/a	3 rd person singular
loro	si <u>lavano</u>	si sono lavati/e	3 rd person plural

4. Strong POPs forms

Strong personal object pronouns (POPs) are used to create emphasis. Put after an action word, they often clarify that only one person is meant, at the exclusion of all the others (or only one group of persons, at the exclusion of all other groups).

1 st singular	me	Ami me?	Do you love <i>me</i> ? (and nobody else)
2 nd singular	te	Amo te.	I love <i>you</i> . (and nobody else)
3 rd singular	lui	Amo lui.	I love <i>him</i> .
	lei	Amo lei.	I love <i>here</i> .
1 st plural	noi	Ami noi?	Do you love <i>us</i> ?
2 nd plural	voi	Amo voi.	I love <i>you</i> . (pl.)
3 rd plural	loro	Amo loro.	I love <i>them</i> . (masc.+fem.)

In addition, you'll use strong POPs after prepositions:

Posso salire con te ?	Can I come up with you?
Certo, vieni con me .	Certainly, come with me.
Ho fatto tutto questo per voi .	I've done all this for you. (pl.)
Lei pensa solo a sé stessa.	She thinks only of herself.

5. Managing two POPs: me lo – te lo – glielo, etc.

We won't go into the details of managing two personal object pronouns before an action word, for example, *I give **it to you***. Check this:

Te lo dico io.	I say it to you. (Really: Believe me!)
Me lo puoi spiegare?	Can you explain it to me?
Glielo dico io.	I'll tell (it to) him.

What do you see?

1. First comes the *indirect* pronoun, then the *direct* pronoun.
2. The vowel *i* of the *indirect* pronoun (**mi, ti, ci, vi, si**) changes to *e* (**me, te, ce, ve, se**).
3. **gli** and **lo** fuse to **glielo**.

Another four examples:

Te lo do subito.	I'll give it to you right away.
Me lo dai?	Can you give it to me?
Ce l'ha dato ieri.	He gave it to us yesterday.
Ve l'ho spiegato.	I explained it to you.

Please find more about the use of two personal pronouns in Level 10.

che (2)

{AUDIO} In level 5, you encountered the *relative pronoun* **che** which is generally translated with *who, whom, which* or *that*.

la ragazza che ho incontrato	the girl [whom] I met last
l'anno scorso	year

Now let's see some other functions of the extremely versatile Italian **che**.

1. Conjunction

Che is also used as a so-called *conjunction* that joins two or more words, phrases or clauses. You either translate it into *that* or you omit it; in Italian you cannot omit **che**.

So che hai ragione.	I know [that] you are right.
Dice che non puoi venire con noi.	He says that you cannot come with us.
Penso che sia troppo difficile.	I think [that] it's too difficult.

2. Question word

Che is further used to ask questions (*Which? What?*). It can either appear as a so-called *interrogative adjective*...

Che macchina prendiamo?	Which car shall we take?
Che frutta preferisci?	Which fruit do you prefer?
Che giorno è oggi?	What day is it today?

or as an *interrogative pronoun*. In these cases, **che** and **che cosa** have generally the same meaning:

Che (cosa) vuoi dire?	What do you want to say?
Di che (cosa) state parlando?	What are you talking about?

3. Exclamation

Che is also used as an exclamation. In these cases, it is translated with *what* or *how*:

Che bella ragazza!	What a lovely girl!
Che macello!	What a mess!
Che buono!	How delicious!
Che bello!	How nice! (masculine singular)
Che bella!	How nice! (feminine singular)
Che belli!	How nice! (masculine plural)
Che belle!	How nice! (feminine plural)

4. Imperative phrases

You have already learned how to give orders to people you are talking to. You may also express orders or suggestions for people who are absent. In this case, the action word appears in the **congiuntivo presente**:

Che pensi un po'!	Let him think a little!
Che pensino un po'!	Let them think a little!
Che si alzino prima se vogliono venire al mare con noi!	Let them get up earlier if they want to go to the beach with us!

5. Comparative sentences

When comparing 1) two action words, 2) two adjectives referred to a person or a thing or 3) two pronouns preceded by a preposition, the English *than* is translated with **che**:

Leggere è meno faticoso che scrivere.	Reading is less tiring than writing.
Lui è più intelligente che dolce.	He is smarter than sweet.
Mi diverto più con te che con lei.	I have a better time with you than with her.

Capitalization

{AUDIO} Most words that are capitalized in English are capitalized in Italian too, like names of persons, institutions, streets, suburbs, cities, countries, continents, stars and planets, etc. However, some words are not capitalized and include: Mr., Mrs., and Miss; nationalities; the days of the week; the months of the year.

Le presento il signor Campus.	Let me introduce Mr. Kamps to you.
Sei italiano?	Are you Italian?
Ha detto che arriverà venerdì.	He said that he'll arrive Friday .
Sono nato a gennaio.	I was born in January .

Numbers

{AUDIO} Let's count to one billion.

cento	100
centouno	101
centodue	102
centodieci	110
centoundici	111
centoventi	120
centonovantanove	199
duecento	200
trecento	300
mille	1,000

milleuno	1,001
millenovecentosessantotto	1,968
duemila	2,000
duemilauno	2,001
duemilaquindici	2,015
tremila	3,000
diecimila	10,000
centomila	100,000
un milione	1,000,000
un miliardo	1,000,000,000

What do you see? Up to 999,999, Italian numbers are stitched together. Only milioni, miliardi, bilioni, biliardi, triloni, triliardi, etc. do not run together.

E. Dialogue

{AUDIO}

Il cellulare

– Bastianeddu, cos'è successo?

Sono giorni che non carichi nuove foto su Instagram. Non vuoi più condividere la tua vita?

– Ho un problemino con il mio cellulare. Sabato sera mi è scivolato dalle mani mentre eravamo in barca...

– ... e si è rotto il vetro?

– Magari! Il vetro è intatto, ma siccome stavamo pescando degli sgombri, nel fondo della barca c'era acqua di mare mescolata con il sangue dei pesci.

– Non mi vorrai dire che il cellulare è caduto dentro quel brodo? Che schifo! Il cellulare ha reso l'anima?

– No, funziona tutto: telefono, sms, internet, la chat, i giochi, il navigatore... tutto tranne la macchina fotografica.

The cell phone

– Bastianeddu, what happened? You haven't uploaded new photos to Instagram for days! Don't you want to share your life anymore?

– I have a little problem with my cell phone. Saturday night it slipped out of my hands while we were on the boat...

– ... and the glass broke?

– If only! The glass is intact, but since we were fishing for mackerel, in the bottom of the boat there was sea water mixed with fish blood!

– You don't want to say that the phone fell into that broth? That's disgusting! So the phone doesn't work?

– No, it all works: phone, sms, internet, chat, games, navigation... everything except the camera.

– Che sfiga! Mi piacevano tanto le tue foto. Cosa farai adesso?

– Ricomincerò a fare delle foto con la mia vecchia compact. In fondo, non mi dispiace, è come una disintossicazione dal cellulare. Siamo sinceri: dobbiamo veramente fotografare e condividere tutto ciò che accade nella nostra vita?

– Sì, forse hai ragione, però...

– In effetti, forse ho ragione. Scattare una foto, fare l'upload, scrivere un commento, controllare a chi piace la foto, rispondere ai commenti... insomma, non si finisce mai. Hai già fatto la somma di tutti questi piccoli momenti in una giornata? Sprechiamo una buona parte della nostra vita in fesserie.

– Ah, Bastianeddu, sei il solito esagerato! Dai, tranquillo, rilassati, vivi con il tuo tempo. Come vuoi passare la tua vita? Davanti alla TV?

– Perché no? La TV, gestita con intelligenza, è forse meglio dei

– What bad luck! I liked your photos so much. What will you do now?

– I'll start again and take pictures with my old compact. After all, I don't mind, it's like a phone detox. Let's be frank: do we really have to photograph and share everything that happens in our lives?

– Yeah, maybe you're right, but...

– Yeah, maybe I'm right! Taking a picture, uploading it, writing a comment, checking who likes the photo, responding to comments... well, you never stop. Have you already done the sum of all these small moments in a day? We waste a good part of our lives on that bullshit.

– Ah, Sebastian, you are the same old exaggerated person! Come on, calm down, relax, live with the times. How do you want to spend your life? In front of the TV?

– Why not? TV, handled with intelligence, is perhaps better

giochi stupidi al computer! Ma piuttosto che scrivere messaggini, preferisco parlare con i miei amici al telefono – e piuttosto che parlare con gli amici al telefono, preferisco vederli direttamente. Su, coraggio, ammettilo: la vita vera è più divertente del cellulare!

than silly games on your computer! But rather than writing text messages, I prefer to talk to my friends on the phone – and rather than talking with friends on the phone, I prefer to see them directly. Come on, have courage and admit it: real life is more fun than a mobile phone!

Words

{AUDIO}

il cellulare	mobile phone	magari!	if only!; maybe; probably
succedere (p.p.: successo)	to happen		
il giorno	day	intatto	intact
sono giorni che	for days	siccome	as, because
caricare	to charge, upload	pescare	to fish
nuovo	new	lo sgombro	mackerel
la foto	photo	il fondo	bottom; fund, capital
condividere (p.p.: condiviso)	to share	l'acqua di mare	sea water
la vita	life	mescolare	to mix
il problemino	little problem	il sangue	blood
sabato	Saturday	il pesce	fish
scivolare	to slip	non vorrai	you don't want to
mentre	while	cadere	to fall
la barca	boat	dentro	in; within, inside
rompersi	to break	il brodo	broth, soup
il vetro	glass	che schifo!	that's disgusting!
		rendere l'anima	not work anymore

funzionare	to function	rispondere (p.p.: risposto)	to answer
il gioco	game	insomma	well; in other words
il navigatore	navigator	finire	to finish, end
tranne	except, save	la somma	sum
la macchina fotografica	camera	sprecare	to waste
che sfiga!	what bad luck!	la fesseria	bullshit
tanto	so much	solito	usual, same old
ricominciare	to start again	esagerato	exaggerated
la compact	compact camera	tranquillo!	don't worry
in fondo	after all	rilassarsi	to relax
dispiacere	to mind; to dislike	passare	to spend
la disintossica- zione	detox	davanti a	in front of
condividere	to share	gestire	to manage, organize
tutto ciò che	everything that	l'intelligenza	intelligence
accadere	to happen	meglio di	better than
in effetti	indeed	piuttosto che	rather than
scattare	to shoot (picture)	il messaggio	SMS
scrivere (p.p.: scritto)	to write	preferire	to prefer
il commento	comment	coraggio	courage
controllare	to control	ammettere (p.p.: ammesso)	to admit
		divertente	amusing

F. Results & Preview

Can you say

dico-dici-dice | diciamo-dite-dicono

+

vengo-vieni-viene | veniamo-venite-vengono?

And do you remember

vedere/visto	to see/seen
mettere/messo	to put/put
prendere/preso	to take/taken
scrivere/scritto	to write/written
leggere/letto	to read/read
vivere/vissuto	to live/lived
perdere/perso	to lose/lost

+

prima che...	before
affinché...	so that, in order that...
a meno che...	unless...
nel caso che...	in case...

Of course, you are comfortable with irregular future stems and have memorized **andrò** *I'll go* – **avrà** *you'll have* – **cadrà** *he'll fall* – **dovremo** *we'll have to* – **sarete** *you'll be (pl.)* – **potranno** *they'll be able to*.

Now take another look at the weak and strong POPs (personal object pronouns):

	POP*			
	Weak forms		Strong forms	
1 st singular	mi	me	me	me
2 nd singular	ti	you	te	you
3 rd singular	lo gli – si	him	lui – sé	him
	la le – si	her	lei – sé	her
1 st plural	ci	us	noi	us
2 nd plural	vi	you	voi	you
3 rd plural	li – si	them	loro – sé	them
	le – si	them	loro – sé	them

Most importantly: Do you know how to say that you have fallen in love?

Mi sono innamorato. [boy]	I've fallen in love.
Mi sono innamorata. [girl]	I've fallen in love.
Ci siamo innamorati. [boys]	We've fallen in love.
Ci siamo innamorate. [girls]	We've fallen in love.

Well then, you're now promoted to Level 7!

* * *

In Level 7, you will make a brief tour of the 3rd and last group of action words, those ending in **-ire**; then, you'll discover another realm of **essere** and see how to form the *passive mode* of action words; and, finally, some small odds and ends: adverbs, comparisons and superlatives, ordinal numbers. All this will be reasonably relaxing. Level 7, and with it the first volume of 'Italian with Elisa', ends like a typical Italian **passeggiata**, a calm late afternoon promenade. Enjoy!

Level 7 Odds and ends

To acquire the basics of the Italian language, continue with the next episode of Giulia, Giacomo and their friends ('A1: Love') and *Pennette panna e salmone* ('A2: Italian Cuisine'). Download the audio files from www.4elisa.com and listen until you know them by heart. Then go straight forward to Level 8 in the second volume of 'Italian with Elisa'.

For a more in-depth coverage of Italian grammar, continue with sections B, 'Action Words', C, 'Words', D, 'Rules', etc.

In this level, you'll explore the third and last Group of action words, those ending in **-ire**; take a first glance at the passive voice of action words ('The boy was *bitten* by a rat'); and discover some important grammar phenomena you haven't seen yet.

After 7 levels of concentrated Italian grammar, you will be ready to start exploring the Italian language all by yourself and read your first newspaper articles!

Let's go!

A1. Love (7)

{AUDIO} Sara's Birthday party. All actors are present. The outcome? Uncertain...

Maurizio: Che piacere vederti, Giulia. Ti ricordi quella domenica? Hai preso una decisione? Viene a passare il prossimo weekend con noi nella casa al mare?

Giulia: Vediamo. Ne parleremo un altro giorno, va bene?

Sara: Giulia, vieni, aiutami a preparare la torta.

Luca: Giacomo, avviciniamoci agli altri. Sara dovrà spegnere le candeline.

Giacomo: Sì, vengo. Però cerchiamo di evitare Giulia e Valeria.

Giulia: Sara, ti prego, tienimi lontana da Giacomo. Voglio evitarlo a tutti i costi.

Sara: Ragazzi, spegnete le luci. Devo soffiare 21 candeline. Non ce la farò mai!

M.: Nice to see you, Julia. Do you remember that Sunday? Have you made a decision? Will you come and spend next weekend with us at the beach house?

G.: We'll see. Let's talk another day, okay?

S.: Giulia, come over, help me prepare the cake.

L.: Giacomo, let's go nearer the others. Sara is going to blow out the candles.

G.: Yes, I'm coming. But let's try to avoid Julia and Valeria.

J.: Sara, please, keep me away from Giacomo. I want to avoid him at all costs.

S.: Guys, turn off the lights. I have to blow out 21 candles. I'll never make it!

Sara blows her candles out. Cries, laughter, jokes. When the lights come on again, Valeria stands behind Giacomo and whispers something in his ears. The eyes of Giulia and Giacomo meet.

Words**{AUDIO}**

il piacere	pleasure	spegnere (p.p.: spento)	to blow out, put out
ricordarsi	to remember	la candelina	candle (on the cake)
prendere (p.p.: preso)	to take	cercare di	to try to
la decisione	decision	evitare	to avoid
passare	to spend	pregare	to beg, implore; pray
prossimo	next	tenere	to keep
va bene?	okay?	lontano	distant, faraway
aiutare	to help	a tutti i costi	at all costs
la torta	cake	la luce	light
avvicinarsi	to go near, get close	soffiare	to blow
dovrà	he/she will have to	non ce la farò mai	I'll never make it

A2: Italian Cuisine (7)

{AUDIO} *Pennette panna e salmone*

Per 4 persone: 500 g di mezze penne. Condimento: 30 ml di olio d'oliva, due scalogni, 1 cucchiaio di prezzemolo tritato finemente, un barattolo di spuma di salmone, 2 fette di salmone affumicato tagliate a pezzi piccoli, 100 ml di latte, 100 ml di panna da cucina, un bicchierino di grappa, pepe, sale, 20 g di parmigiano grattugiato.

Prima emulsionare spuma di salmone, latte, sale e pepe (salsa). Poi, a fuoco medio, far soffriggere in una padella lo scalogno con l'olio d'oliva. Aggiungere prezzemolo e grappa. Dopo due minuti aggiungere la salsa.

Scolare la pasta *al dente*, metterla nella padella e girare per 1-2 minuti. Servire e aggiungere il salmone, il pepe e un po' di parmigiano.

For 4 people: 500 g of mezze penne. Dressing: 30 ml of olive oil, two shallots, 1 tablespoon of finely chopped parsley, a can of salmon mousse, 2 slices of smoked salmon cut into small pieces, 100 ml of milk, 100 ml double cream, a small glass of grappa, pepper, salt, 20 g of grated Parmesan cheese.

First mix the salmon mousse, milk, salt and pepper (the sauce). Then, over medium heat, fry the shallots in a pan in the olive oil. Add parsley and grappa. After two minutes, add the sauce.

Drain the pasta *al dente*, put it in the pan and turn for 1-2 minutes. Serve and add the salmon, pepper and a little parmesan.

Words

{AUDIO}

la panna	cream	la panna da cucina	double cream
il salmone	salmon	il bicchierino	small glass
lo scalogno	shallot	la grappa	grappa, a high-alcohol digestive
il barattolo	can, tin	emulsionare	to mix
la spuma di salmone	salmon mousse	soffriggere	to sauté
la fetta	slice	servire	to serve
il pezzo	piece		
a pezzi piccoli	into small pieces		

B. Action Words

Uscire + piacere

{AUDIO} The present tense of **uscire** *to go/come out* and **piacere** *to be appreciated*.

	uscire <i>to go/come out</i> <i>I go out, etc.</i>	piacere <i>to be appreciated</i> <i>I am appreciated, etc.</i>	
io	esco	piaccio	I
tu	esci	piaci	you
lui/lei	esce	piace	he/she
noi	usciamo	piacciamo	we
voi	uscite	piacete	you
loro	escono	piacciono	they

Riuscire *to succeed, to be good at* follows the same pattern: **riesco-riesci-riesce** | **riusciamo-riuscite-riescono**.

To express that you like someone or something, you'll use the word **piacere**. **Piacere** functions differently from the English *to like*: When you say, 'I like that boy', you are the subject of the

sentence and the boy is the object. In Italian, it's the other way round: the **ragazzo** is the subject and you are a simple indirect object pronoun, a mere **mi**. Obviously, what counts in Italian, is the person who is pleasing, pleasant and enjoyable, not the person who is hypnotised by beauty and charm.

Mi piace questo ragazzo.	I like this boy.
Ti piace questa ragazza?	Do you like this girl?
Mi piacciono questi ragazzi.	I like these boys.
Ti piacciono queste ragazze?	Do you like these girls?

Group 3 Action Words: *-ire*

Group 3 action words end on **-ire** in the infinitive – **dormire** to sleep, **scoprire** to discover, **sentire** to hear, to feel – and form the past participle with **-ito**. Everything's utterly familiar except the (little used) **passato remoto**. That's why we have chosen to present you Group 3 in an abbreviated form.

{AUDIO}

Infinito	dormire
Participio passato	dormito
Gerundio presente	dormendo
Imperativo	dormi dorma dormiamo dormite dormano

	Presente	Passato prossimo	Imperfetto
io	dormo	ho dormito	dormivo
tu	dormi	hai dormito	dormivi
lui/lei	dorme	ha dormito	dormiva
noi	dormiamo	abbiamo dormito	dormivamo
voi	dormite	avete dormito	dormivate
loro	dormono	hanno dormito	dormivano

	Futuro semplice	Condizionale pres.	Passato remoto
io	dormirò	dormirei	dormii
tu	dormirai	dormiresti	dormisti
lui/lei	dormirà	dormirebbe	dormì
noi	dormiremo	dormiremmo	dormimmo
voi	dormirete	dormireste	dormiste
loro	dormiranno	dormirebbero	dormirono

	Congiuntivo presente	Congiuntivo imperfetto
che io	dorma	dormissi
che tu	dorma	dormissi
che lui/lei	dorma	dormisse
che noi	dormiamo	dormissimo
che voi	dormiate	dormiste
che loro	dormano	dormissero

Translation of the 1st person singular

Presente	I sleep
Perfetto	I slept
Imperfetto	I slept
	I was sleeping
Futuro semplice	I will sleep
Condizionale presente	I would sleep
Passato remoto	I slept
Congiuntivo presente	(that) I sleep
Congiuntivo imperfetto	(that) I slept

{AUDIO} Please build the **presente** and **passato prossimo** sextets of

partire	to leave
sentire	to hear; to feel
scoprire	to discover
divertire	to amuse
servire	to serve; to be needed

The following action words are irregular and will be presented later. However, please start memorizing the **1st person singular** of the **presente** and the **passato prossimo**.

		Presente, 1st person sing.	Passato prossimo 1st person sing.
apparire	to appear	appaio	sono apparso
scomparire	to disappear	scompaio	sono scomparso
morire	to die	muoio	sono morto
salire	to go up, increase	salgo	sono salito

Finally, a small group of Group 3 action words has a slightly modified **presente** and **congiuntivo presente**. They include **capire** to understand, **agire** to act, to behave, and **finire** to finish, to end. All singular forms and the 3rd person plural insert **-isc-** between the root and the ending:

Infinito	capire
Participio passato	capito
Gerundio presente	capendo
Imperativo	capisci capisca capiamo capite capiscano

	Presente
	I understand, etc.
io	cap isco
tu	cap isci
lui/lei	cap isce
noi	cap iamo
voi	cap ite
loro	cap iscono

	Congiuntivo presente
	(that) I understand, etc.
che io	cap isca
che tu	cap isca
che lui/lei	cap isca
che noi	cap iamo
che voi	cap iate
che loro	cap iscano

The following action words follow the same pattern:

agire (-isc-)	to act, behave
reagire (-isc-)	to react, respond
finire (-isc-)	to finish, end
suggerire (isc-)	to suggest

Congiuntivo

{AUDIO} We'll never get tired of repeating: The **congiuntivo** is used after action words that express doubts, thoughts, wishes, beliefs, and worries, in other words, after action words that express the idea that things may or may not happen; that things could happen or not; or that things could have happened or not. In Level 6, you saw **prima che...** *before*, **a meno che...** *unless...*, **nel caso che...** *in case...* Here are some impersonal verbs that require the **congiuntivo**:

Sembra che...	It seems that...
Pare che...	It seems that...
Bisogna che...	It's necessary that...
Si dice che...	It is said that...
Basta che...	It's enough/sufficient that...

and some impersonal constructions followed by **che**

È meglio che...	It's better that...
Non è giusto che...	It's unfair that...
Il fatto che...	The fact that.../ That...
È un peccato che...	It's a pity that...
È necessario che...	It is necessary that...

You will find a detailed discussion of the **congiuntivo** in Level 9.

Passivo

{AUDIO} When you say 'Mary washed the boy' or 'Joe caressed the girl', you use so-called *active sentences* where Mary and Joe are the subjects and do the action. However, you can describe the same facts by emphasizing instead the boy and the girl being washed or caressed, saying 'The boy was washed by Mary' and 'The girl was caressed by Joe'. Now, the boy and the girl who receive the action are the subject of the sentences. We call these sentences *passive sentences*.

Building the **passivo** is easy. You take **essere** + the **participio passato** of the action word and use **da** by to specify where the action comes from. As **essere** is part of the formula, the **participio passato** follows the **o-a | i-e** scheme and agrees in gender and number with the subject.

The most important passive tense is the **passato prossimo** of which we will give you some examples. For a complete discussion of the **passivo**, please check out Level 11.

Attivo	Passivo
Le campane mi hanno svegliato. The bells woke me up.	Sono stato svegliato dalle campane. I was woken up by the bells.
Mia madre mi ha picchiata (girl). My mother beat me.	Sono stata picchiata da mia madre. I was beaten by my mother.
Le nostre ragazze ci hanno lavati. Our girls washed us.	Siamo stati lavati dalle nostre ragazze. We have been washed by our girls.

C. Words

Preview of Level 8

Not yet available.

D. Rules

Adverb

{AUDIO} An adverb is a word that modifies or specifies the meaning of another word: 1) action words, 2) adjectives, or 3) other adverbs. In English, adverbs have often the suffix *-ly* attached to an adjective: slowly, tragically, surely.

Specifying or modifying the meaning of

mangiare (action word)	Mangia lentamente .	Eat slowly.
comico (adjective)	Sei tragicamente comico.	You are tragically funny.

Most adverbs are made by adding **-mente**

1. to the feminine form of Group 1 adjectives which end in **-o**:
raramente *rarely*, **lentamente** *slowly*.
2. to the singular form of Group 2 adjectives ending in **-e**:
velocemente *rapidly*,

Exception 1: Adjectives whose last syllable is either **-le** or **-re** (like: generale, speciale, particolare) drop the final **e**:
generalmente, **specialmente**, **particolarmente**.

Exception 2: Very few adverbs are irregular, for example **leggermente** *slightly* and **altrimenti** *otherwise*.

Exception 3: In some very rare cases, an adjective functions like an adverb without changing its form:

Elisa corre veloce .	Elisa runs fast.
Se non parli chiaro , nessuno ti capirà.	If you do not speak out, nobody will understand you.

A few Italian adverbs are not formed from adjectives. Some of them are used frequently:

sempre	always
già	already
ancora	still
insieme	together
contro	against
dopo	then, afterwards
fuori	outside

More adverbs will be presented in Level 12.

Comparisons and Superlatives

{AUDIO} The following sentences give you the recipe for comparing two persons or things. The formula is easy to remember:

più ... di	more ... than
meno ... di	less ... than; not as ... as

Elisa corre **più veloce di** Colin.

*Elisa runs **faster than** Colin.*

Or:

Colin è **meno veloce di** Elisa.

*Colin is **not as fast as** Elisa.*

The **superlativo relativo** is formed in much the same way.

Elisa è **la più veloce**.

*Elisa is **the fastest**.*

Or:

Fritz è **il meno veloce**.

*Fritz is **the slowest**.*

More about comparisons and superlatives in Level 13.

Ordinal Numbers

{AUDIO} *First, second, third, fourth, etc.* are ordinal numbers. Here are the first 10:

	boy	girl
1°	primo	prima
2°	secondo	seconda
3°	terzo	terza
4°	quarto	quarta
5°	quinto	quinta
6°	sesto	sesta
7°	settimo	settima
8°	ottavo	ottava
9°	nono	nona
10°	decimo	decima

As you see, ordinal numbers agree in gender and number with the nouns they modify:

il mio primo ragazzo	my first boyfriend
la mia prima ragazza	my first girlfriends
il mio quinto marito	my 5 th husband
la mia quinta moglie	my 5 th wife

Of course, when speaking about more than one boyfriend or girlfriend, you'll apply the full **o-a | i-e scheme**:

il miei primi ragazzi	my first boyfriends
le mie prime ragazze	my first girlfriends

E. Dialogue

{AUDIO}

Il futuro

Secondo te, cosa ci riserva il futuro?

Infinite cose belle, per esempio il secondo volume di 'Italian with Elisa' con i livelli da 8 a 14 che sarà pubblicato alla fine dell'anno. Non vedo l'ora di continuare lo studio della lingua italiana con Elisa. Avremo anche aerei più puliti che consumeranno meno kerosene e che ci porteranno in giro per il mondo. Infine, prenderemo un astronave per colonizzare altri pianeti, a cominciare da Marte.

Mi stai prendendo per il culo?

Non oserei mai, lo sai benissimo. Tu, invece, come vedi il nostro futuro?

Forse con qualche problemino qua e là, non ti pare?

The future

In your opinion, what does the future hold?

Countless beautiful things, like the second volume of 'Italian with Elisa' with levels 8 to 14 to be published at the end of the year. I can't wait to continue the study of the Italian language with Elisa. We'll also have cleaner aircraft that will consume less gas and take us around the world. Finally, we'll be able to take a spaceship and colonize other planets, beginning with Mars.

Are you taking the piss out of me?

I wouldn't dare, you know that very well. You, on the other hand, how do you see the future?

Maybe with some problems here and there, don't you think?

In effetti, fa sempre più caldo. In Sardegna abbiamo avuto l'autunno più gradevole degli ultimi 35 anni.

Non farai il tifo per il riscaldamento climatico solo per fare il bagno fino a Natale? Non è politicamente corretto ed è anche un tantino egoista...

Va bene, niente tifo per il riscaldamento climatico. Allora parliamo di come dare pranzo e cena a 9 miliardi di persone nel 2050. Il futuro ci darà la possibilità di dimostrare che, con la nostra intelligenza e il nostro senso della collaborazione, siamo capaci di superare qualsiasi sfida. Il genere umano è sublime.

Mi stai ancora prendendo in giro...

Mai e poi mai! Le sfide della vita vanno affrontate come si presentano. Lo squilibrio del nostro pianeta ci offre l'opportunità di distinguerci come specie intelligente, lungimirante e razionale. Ci dicono, da quando siamo piccoli, che siamo

Indeed, it's increasingly hot. In Sardinia we had the most pleasant autumn of the last 35 years.

You aren't going to root for global warming just because we can bathe in the sea until Christmas? That's not politically correct and it is even a little selfish...

Okay, no "rooting" for global warming. Let's talk about how to give lunch and dinner to 9 billion people in 2050. The future will give us the opportunity to prove that, with our intelligence and our sense of collaboration, we are able to overcome any challenge! Mankind is sublime.

You're still making fun of me...

Never ever! Life challenges need to be addressed as they come up. The imbalance of our planet offers us the opportunity to distinguish ourselves as an intelligent species, forward-looking and rational. They tell us, since we are young, that we are

infinitamente più evoluti di
tutti gli altri esseri viventi.
Finalmente potremo provarlo!

infinitely more evolved than
all other living beings. Finally
we'll be able to prove it!

Words

{AUDIO}

secondo te	in your opinion	invece	but; instead; on the other hand
riservare	to hold	il problemino	little problem
infinito	infinite, countless	qua	here
per esempio	for example	là	there
il livello	level	parere	to seem
pubblicare	to publish	non ti pare?	don't you think?
alla fine di	at the end of	in effetti	indeed
l'anno	year	l'autunno	autumn
non vedo l'ora	I can't wait to	gradevole	pleasant
continuare	to continue	fare il tifo per	to root for
lo studio	study	il riscaldamento	warming; heating
la lingua	language	climatico	climactic, weather (as adj.)
l'aereo	aircraft	fare il bagno	to bathe
pulito	clean	Natale (m.)	Christmas
consumare	to consume	corretto	correct
il kerosene	gas	un tantino	a little bit
portare in giro	to take, carry around	egoista	selfish
infine	finally, in the end	niente tifo per	no rooting for
l'astronave (m.)	spacecraft	allora	in that case, then
colonizzare	to colonise	come	how
il pianeta	planet	dare	to give
a cominciare da	beginning with	il pranzo	lunch
Marte (m.)	Mars	la cena	dinner
prendere per il culo	to take the piss out of me	il miliardo	billion
osare	to dare	nel 2050	in 2050
		la possibilità	possibility

dimostrare	to prove	lo squilibrio	imbalance
l'intelligenza	intelligence	offrire	to offer
il senso	sense	l'opportunità	opportunity
la collaborazione	collaboration	distinguersi	to distinguish oneself
essere capace di	to be able, capable of	la specie	species
superare	to overcome	intelligente	intelligent
qualsiasi	any	lungimirante	prescient, forward-looking
la sfida	challenge	razionale	rational
il genere umano	mankind	da quando	since
sublime	sublime	piccolo	<i>here:</i> young
prendere in giro	to make fun of	infinitamente	infinitely
mai e poi mai!	never ever!	evoluto	evolved, advanced
vanno affrontate	need to be addressed	tutti gli altri	all other
come	<i>here:</i> as	l'essere (m.)	being
presentarsi	to arise, come up	vivente	living
		finalmente	finally
		potremo	we'll be able to

F. Results & Preview

Can you say

esco-esci-esce | usciamo-uscite-escono

+

riesco-riesci-riesce | riusciamo-riuscite-riescono

+

piaccio-piacci-piace | piacciamo-piacete-piacciono?

+

dormo-dormi-dorme | dormiamo-dormite-dormono

+

capisco-capisci-capisce | capiamo-capite-capiscono?

Do you remember

partire	to leave
scoprire	to discover
divertire	to amuse
scomparire	to disappear
salire	to go up, increase
riuscire	to succeed
+	

Si dice che... It is said that...

Pare che... It seems that...

Sembra che... It seems that...

And, of course, you know how to build passive action words: **essere** + the **participio passato** + **da**, where the **participio passato** agrees in gender and number with the subject (**o-a** | **i-e** scheme): **Sono stata picchiata da** mia madre.

Well, then, you are ready for Level 8 and ready to read your first newspaper articles!

* * *

G. Newspaper articles

The following article was published by *La Repubblica* on January 11th, 2015. Read the text slowly and check the following questions:

1. Do you recognize the contractions of prepositions + articles, such as *del, nella, della, dell', nelle, nel, del, nello*?
2. Do you see how the **o-i** | **a-e** rule is applied, such as in *cifre ufficiali, altre città francesi, milioni di persone, precisi, precedenti, truppe alleate, altre persone, raduni grandi*?

3. Have you identified the past participles *conclusa*, *sfilato*, *affermato*?
4. Have you noticed the POPs (personal object pronouns) in *si rompono* and *si ritrovavano*?

La Repubblica

Parigi, due milioni in piazza

{AUDIO} 11 gennaio 2015

PARIGI – La risposta di Parigi, e del mondo, al terrorismo? La “più grande manifestazione nella storia della Francia”, annuncia il Ministero dell’Interno, che diffonde in serata le sue cifre ufficiali: almeno 3,7 milioni di persone nelle strade e nelle piazze di Parigi, nelle altre città francesi e in provincia. Una giornata indimenticabile, conclusa poco dopo le 21, quando le righe si rompono senza alcun incidente, sottolinea la polizia.

Secondo il Ministero, a Parigi hanno sfilato tra 1,2 e 1,6 milioni di persone, circa 2 milioni e mezzo nel resto del Paese. Ma lo stesso Ministero ha apertamente affermato che è “impossibile essere precisi” di fronte a una marea umana

La Repubblica

Paris, two million in the streets

11 January 2015

PARIS – The response of Paris, and the world, to terrorism? The “biggest demonstration in the history of France”, announces the Interior Ministry, which broadcasts in the evening its official figures: at least 3.7 million people in the streets and squares of Paris, in other French cities and in the province. An unforgettable day, finished shortly after 9:00pm, when the lines break up without incident, emphasize the police.

According to the Ministry, in Paris 1.2 to 1.6 million people marched, (and) about 2 and a half million in the rest of the country. But the same Ministry has openly stated that it is “impossible to be precise” in front of such an

senza precedenti.

L'impressione è che a Parigi in strada fossero in almeno due milioni, più di quanti salutarono l'arrivo delle truppe alleate durante la Seconda Guerra Mondiale. Mentre altre persone, nello stesso momento, si ritrovavano, in raduni grandi e piccoli, a Londra, Berlino, Roma, Madrid, Venezia, Bruxelles, Stoccolma, Atene, Beirut, Gerusalemme, Ramallah, Gaza, Montreal, Buenos Aires, Caracas, Sidney, Tokyo, New York, Washington.

Copyright 2015

© *La Repubblica*

<http://goo.gl/pQE0Vs>

unprecedented humanity. The impression is that in Paris in the streets they were at least two million, more than those who greeted the arrival of Allied troops during World War II. While other people, at the same time, found themselves in large and small gatherings in London, Berlin, Rome, Madrid, Venice, Brussels, Stockholm, Athens, Beirut, Jerusalem, Ramallah, Gaza, Montreal, Buenos Aires, Caracas, Sidney, Tokyo, New York, Washington.

Let's do the next step: as you recognize most grammar elements, you should now be able to decipher any Italian text. All you need is a dictionary, be it a printed book or a website, for example:

<http://www.collinsdictionary.com/dictionary/italian-english>

<http://www.wordreference.com/iten>

<http://dictionary.reverso.net/italian-english>

The next article was published by *Il Corriere della Sera* on January 14th, 2015. Mark the words you don't know, look them up in the dictionary and write the new words and their translation in the second and third columns. Tomorrow and in a week, read the article again and check if you remember all the words.

Il Corriere della Sera

Charlie Hebdo, il nuovo numero esaurito in edicola e a ruba su eBay

{AUDIO} 14 gennaio 2015

All'aeroporto di Orly Sud non si trovava più una copia dalle 5.50 del mattino. Coda ai chioschi di giornali, fin dalle 6, in tutta Parigi. Così arriva la decisione: la tiratura del numero 1178 di Charlie Hebdo arriverà a 5 milioni di copie. Anche in Italia, del resto, gli esemplari allegati a «Il Fatto Quotidiano» erano introvabili in molti rivendite già prima delle 8 del mattino, tanto che il quotidiano ha annunciato la

la coda	queue, line
il chiosco	kiosk
il giornale	newspaper
fin dalle	right from
la tiratura	circulation
del resto	by the way
l'esemplare allegato	example, copy
introvabile	
rivendita	
tanto che	

ristampa. Un edicolante si sfrega gli occhi quando arriva, nel XVIII arrondissement, a Pigalle, e trova ad attenderlo, davanti alla saracinesca abbassata, già una coda di una cinquantina di persone, decise a non mollare. L'edicola dirimpetto, che ha aperto prima, ha già fatto il tutto esaurito.

I jihadisti hanno ottenuto questo: un'affannosa corsa dei francesi ad agguantare la propria copia del numero 1178 di Charlie Hebdo. Molti l'avevano previsto e avevano tentato nei giorni scorsi di corrompere il proprio giornalaio: «C'è chi mi ha chiesto di mettergliene da parte 15 copie» racconta un altro edicolante a Montmartre.

Copyright 2015

© *Il Corriere della Sera*

<http://goo.gl/GuIA8Q>

quotidiano
ristampa
edicolante
sfregarsi
occhio
attendere
saracinesca
abbassare

That's how you can continue: Take any text from your favourite topics (medicine, biology, architecture, archaeology, art, literature, physics, chemistry, law, economics, astronomy, palaeoanthropology, world climate, etc.), look up the unknown words and write the translation in the margin of the text. Repeat this for a few dozen articles. You'll be astonished to see how fast you progress.

Level 8 The Future

Volume 2 of 'Italian with Elisa' is scheduled for publication by the end of 2015. It will contain episodes 8 to 14 of 'Giulia & Giacomo' and more succulent recipes of Italian Cuisine.

Most importantly, Volume 2 will present you important advice on how to manage the key challenge of language learning: mastering the words! In particular, we will address three questions:

1. How many words do you need to be perfectly at ease with the Italian language? (The answer is: between 5000 and 15,000.)
2. Where will you find those thousands of words?
3. How will you transfer them into your brain?

If you want to continue your Italian education, please check our website www.4Elisa.com and follow us on social media. We will be happy to listen to your comments and suggestions.

Bernd Sebastian Kamps

14th February 2015

Index

- accarezzare 138
- Acrobatics 148
- Action words
 - avere 57
 - essere 91
 - Group 1 123
 - Group 2 157
 - Group 3 191
 - reflexive 170
- Adjectives 145
 - demonstrative 148
 - possessive 146
- Adverb 202
- amare 138
- andare 48
- Article
 - definite 142
 - indefinite 144
- avere 24, 57, 62
- avuto 44

- Buongiorno 32

- Capitalization 182
- Charlie Hebdo 212
- che 149, 180
 - comparative sentences 182
 - exclamation 181
 - imperative phrases 181
 - question word 181
- Comparisons 203
- Compound tenses 71
- Condizionale 74
- Condizionale passato 64, 79, 103, 132
- Condizionale presente 29, 64, 103, 132, 166
- Congiuntivo 75, 105, 133, 167, 200
- Congiuntivo imperfetto 76, 107, 134, 168
- Congiuntivo passato 71, 79, 105, 133, 167
- Congiuntivo presente 75, 105, 133
- Congiuntivo trapassato 71, 79, 107, 134, 168
- conjunction 180
- Conjunctive tenses 65
- credere 162
- creduto 44

- dare 138
- detto 44
- Dimensions of time 64
- dire 161
- dormire 196
- dovere 112

dovuto 44

essere 40, 91

fare 48

fatto 44

Future 70

Future perfect 72

Future stems 173

Futuro 28, 74, 102, 130, 165

Futuro anteriore 64, 79,
102, 130, 165

Imperative 137

Imperfect 70

Imperfetto 27, 73, 101, 130,
164

Indicativo 63

lavarsi 171

Lei 136

Loro 136

Negatives 26, 50

Newspaper articles 209

Nouns 142

Numbers 83, 114, 183
ordinal 204

o-a | i-e 140

adjectives 145

definite article 142

demonstrative adjectives
148

indefinite article 144

nouns 142

personal object pronouns
145

possessive adjectives 146

Orders 137

parlato 44

Passato prossimo 42, 78, 98,
129, 163

Passato remoto 64, 77, 108,
135, 169

Passivo 200

Past 72

Past conditional 72

Past participles 42

Past perfect 72

Past perfect subjunctive 72

pensare 127

Perfect 72

- Personal object pronouns
 145, 176
 direct 177
 indirect 177
 strong 179
 two pronouns 179
- Personal pronouns 175
- Personal subject pronouns
 176
- piacere 195
- Politeness 136
- POP *See* Personal object
 pronouns
- potere 81
- potuto 44
- Present 70
- Present conditional 70
- Presente 24, 72, 98, 129, 163
- Preterite perfect 72
- Question words 81
- Questions 51
- Reflexive object pronouns
 179
- riuscire 195
- sapere 112
- saputo 44
- Sdrucchiole 40
- Simple past 70
- stare 138
 Gerundio 138
- Superlatives 203
- Time 83
- Trapassato prossimo 64, 78,
 101, 130, 164
- Trapassato remoto 64, 80,
 108, 135, 169
- uscire 195
- venire 161
- Verb *See* Action Words
- visto 44
- volere 81
- voluto 44



Download Free PDF
www.4elisa.com

Bernd Sebastian Kamps

Italian with Elisa

volume #1 / 2015

A Free Multimedia Language Course for the World

Italy is one of the most beautiful countries in the world and the Italian language is wonderfully expressive and pleasing to the ear. If you plan a trip to Italy, don't miss out on the opportunity to acquire some language skills. Knowing a few words will greatly enhance your Italy experience.

Elisa will help you. Italian with Elisa is a free language course – in addition to the free PDF, you have free access to the website www.4Elisa.com and all audio files.

Print copies of Italian with Elisa are available at Amazon.



FLYING PUBLISHER



LANGUAGES
WITH
ELISA

