



GREENHOUSE


BY CONCORD PACIFIC



INSPIRED BY A BYGONE ERA...



Palm House in Schönbrunn, Austria





Introducing Greenhouse, the latest masterpiece by Canada's largest community builder, Concord Pacific. Conceptualized as a modern-day homage to the French orangeries of the old world, this one-of-a-kind project was created in harmony with the outdoors — right down to the last detail. Featuring a selection of modern amenities inspired by the regal aesthetic of Europe's golden era, Greenhouse invites you to experience earthly decadence in its crystalline pool and numerous other stately features.





Fountain Pavilion, Greenhouse



Jardins de Versailles, France



Drawing inspiration from the opulence of royal gardens, the refinement of classic conservatories, and the grandeur of beaux-arts architecture, Greenhouse is a modern interpretation of old-world noble elegance. The design scrupulously weaves nature's calm and charm with timeless sophistication — characteristics that are particularly evident in the project's luxurious amenities.



INSPIRED BY NATURE'S WONDERS

Mirroring nature's canvas with sinuous curves and flowing waves, Greenhouse's façade embodies a refined symphony of form and function.

Each architectural element honours its outdoor surroundings, from Central Park's rich greenery to Deer Lake's lapping shoreline.




INDULGE IN A HAVEN
OF TIMELESS SOPHISTICATION





Lobby, Greenhouse



Premium Bike Locker

Parcel Lockers

100% EV Parking

As you step into the impressive grand lobby, our professional concierge at Greenhouse will warmly welcome you and attend to the needs of both residents and their guests. In addition, Greenhouse offers convenient amenities such as premium bike lockers, parcel lockers, and 100% EV parking. With these facilities at your disposal, tending to your day-to-day errands will be effortless, thereby providing you with more valuable time to enjoy the higher priorities in life.



Crystalline Pool, Greenhouse

Immerse yourself in the soothing sound of flowing water while taking in the beauty of verdant foliage and intoxicating floral scents. Modelled after the Grand Palais of Versailles' palatial gardens and orangeries, this unparalleled garden space transports you to the glamour of a time past — one where nature was the ultimate luxury.



Fountain Pavilion, Greenhouse



Tea & Dining Salon, Greenhouse



For the esteemed social side of you, the elegantly appointed Tea & Dining Salon will become your favourite private venue for hosting parties big and small.

From a bridal shower with a splendid afternoon tea reception to a special birthday celebration with an elaborate dinner catered by chefs of le cordon bleu, you and your guests will enjoy plenty memorable moments here.



Fitness Room, Greenhouse



Ping Pong Room, Greenhouse



Yoga Room, Greenhouse

To nourish the physical well-being of your body, our fitness zone boasts state-of-the-art exercise equipment, allowing you to engage in a revitalizing exercise routine. Whether engaging in a spirited game of ping pong or indulging in the serenity of yoga within our spacious exercising room, you shall find leisure and relaxation.



A LIFE OF BLISS BEGINS AT HOME...




Indoor / Outdoor Solarium for All-Season Uses

- 1 Retractable Glass Screen System
- 2 Tiled Flooring
- 3 Radiant Ceiling Heater
- 4 Ceiling Light

In the thoughtfully designed homes of Greenhouse, airy 9-ft ceilings and sophisticated details compliment the beautifully tiled expandable living space for year-long comfort.



Your home's stunning kitchen combines class with purpose-driven features. Lacquer or wood-look laminate bespoke cabinetry incorporates under-cabinet lighting, Blum® hardware and functional storage details. Outfitted with integrated stainless steel high end appliances and adorned with quartz engineered stone slab countertops and backsplash to match, it is designed to meet your sophisticated culinary standard.



Your bathroom at Greenhouse is your restful retreat: seamlessly harmonized to the rest of the home with a lacquer or wood-look laminate vanity cabinet, Grohe® or Kohler® fixtures and engineered quartz stone countertop. Every detail is purposeful and low maintenance.



CLOSE TO NATURE.
STEPS TO URBAN VIBE.



Park & Recreations

1. Central Park
Outdoor Pool, Tennis Courts, Skate Park, Pitch & Putt Golf
2. Bonsor Recreational Complex
Indoor Pool, Tennis Courts, Skate Park, Sports Fields
3. Burnaby Civic Square
4. Fraserview Golf Course
5. Killarney Community Centre
Indoor Pool, Ice Rink, Senior Centre
6. Deer Lake Park
Burnaby Art Gallery, Shadbolt Centre for the Arts, Burnaby Village Museum
7. Burnaby Lake Regional Park
Nature House, Car Top Boating Launch, Picnic Sites
8. Burnaby Public Library
9. George McLean Park
10. Old Orchard Park
11. Kinnee Park
12. Maywood Park

Shopping & Restaurants

13. Metropolis at Metrotown
Superstore, T&T Supermarket, Walmart
14. The Crystal Mall
15. Station Square Metrotown
Cactus Club Café, Earls Kitchen+Bar, Dolar Shop, Neptune Seafood Restaurant, Price Smart Foods, Best Buy
16. Old Orchard Shopping Centre
Save-On-Foods, Shoppers Drug Mart

Schools & Education

17. British Columbia Institute of Technology (BCIT)
18. Simon Fraser University (SFU)
19. Burnaby Central Secondary
20. Marlborough Elementary School with French Immersion
21. Burnaby Montessori School
22. Chaffey-Burke Elementary
23. CEFA Early Learning Kingsway
24. Maywood Community School
25. Deer Lake SDA School

Offices & Business

26. Metrotown Office Complex
27. Work BC Centre
28. Telus Communications Ltd.
29. Glenlyon Business Park
Ballard Power Systems, CPA Canada, LivaNova, LMI Technologies HQ, Ritchie Bros, Auctioneers
30. Discovery Place: BCIT Business Centre
BC Liquor HQ, Electronic Arts Canada, Kodak Graphics Communications Canada, LifeLabs HQ, Pacific Blue Cross HQ, Schneider Electric
31. Burnaby City Hall
32. Hilton Hotel
33. Element by Westin
34. Burnaby Hospital

Map is not to scale. Location markers are approximate only. Establishments might be changed without prior notices.



Central Park Ponds




Tennis Court



Picnic Areas



3.5k Perimeter Running Trail



Swangard Stadium

Discover Central Park, an expansive 220-acre urban park in the heart of the city, featuring impressive amenities such as tennis courts, an outdoor swimming pool, a pitch & putt golf course, and the renowned Swangard Stadium (one of BC's premier sports and athletic facilities). This park provides a diverse range of amenities and activities to cater wide spectrum of individuals. Stay active on the newly paved 3.5 km running or walking trail or explore the network of forest trails, immersing yourself in the park's natural beauty. Central Park truly combines the best of nature and recreation, making it the perfect destination for outdoor enthusiasts.



Riverway Golf Course



Deer Lake



Central Park Bike Trail



Burnaby Art Gallery

Indulge in an active and healthy urban lifestyle amidst Burnaby's lush parks and natural surroundings. With over 25% of the city's land dedicated to green spaces, Burnaby proudly stands as one of Canada's premier green cities.

Located in the heart of the city, Greenhouse offers residents unparalleled convenience. Explore a diverse selection of retail experiences, including Aritzia and Arc'teryx, in addition to stylish cafes and international restaurants — all within close proximity to each other.



Metropolis at Metrotown



La Forêt Café



Patterson Skytrain Station



Metrotown Office Complex



TELUS Communications Ltd.



BCIT



Simon Fraser University

Burnaby enjoys a robust business community supported by a diverse range of industries — all ensuring economic vitality. Likewise, prestigious educational institutions like BCIT and Simon Fraser University offer world-class learning opportunities for ambitious leaders. Those who seek a place where business and education thrive will find it here.

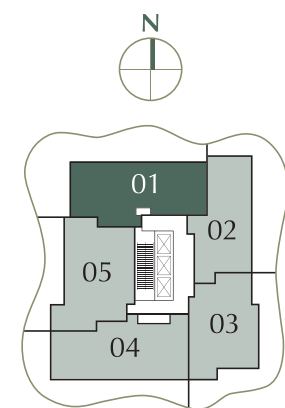
A detailed botanical illustration of a plant branch, likely a coffee plant, rendered in a light beige or gold color. The illustration shows several leaves with prominent veins and a few small, bell-shaped flowers or buds. The style is reminiscent of a woodcut or a fine-line drawing. The branch extends across the middle of the frame, with leaves on both sides. In the top left and bottom right corners, there are additional clusters of leaves, some showing a more rounded, lobed shape. The entire illustration is set against a plain, light beige background.

PANORAMA COLLECTION

PLAN C4

3 BEDROOM

Indoor Space	Indoor/Outdoor Solarium	Total Living Space
1,312 SF	1,166 SF	2,478 SF



LEVEL 38 - 42

PANORAMA COLLECTION



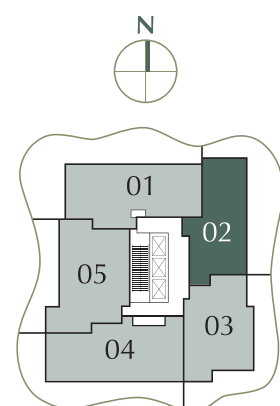
Indoor/outdoor Solarium
are balcony spaces designed with the following built-in, all-season features:

- Tiled flooring
- Radiant ceiling heater
- Ceiling light
- Retractable glass screen system

PLAN **B6**

2 BEDROOM + GUEST

Indoor Space	Indoor/Outdoor Solarium	Total Living Space
1,100 SF	739 SF	1,839 SF



LEVEL 38 - 42

PANORAMA COLLECTION



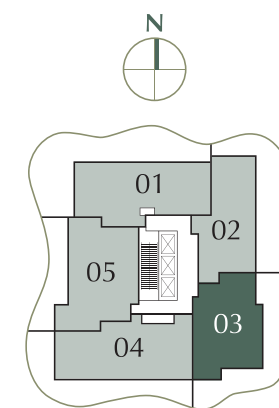
Indoor/outdoor Solarium
are balcony spaces
designed with the following
built-in, all-season features:

- Tiled flooring
- Radiant ceiling heater
- Ceiling light
- Retractable glass screen system

PLAN **B7**

2 BEDROOM + GUEST

Indoor Space	Indoor/Outdoor Solarium	Total Living Space
1,083 SF	707 SF	1,790 SF



LEVEL 38 - 42

PANORAMA COLLECTION



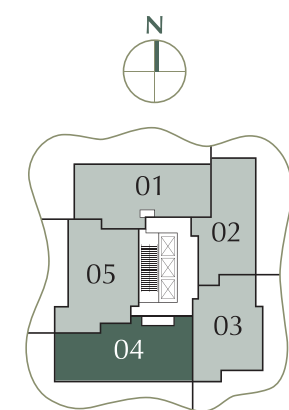
Indoor/outdoor Solarium
are balcony spaces
designed with the following
built-in, all-season features:

- Tiled flooring
- Radiant ceiling heater
- Ceiling light
- Retractable glass screen system

PLAN C5

3 BEDROOM + DEN

Indoor Space	Indoor/Outdoor Solarium	Total Living Space
1,315 SF	708 SF	2,023 SF



LEVEL 38 - 42

PANORAMA COLLECTION



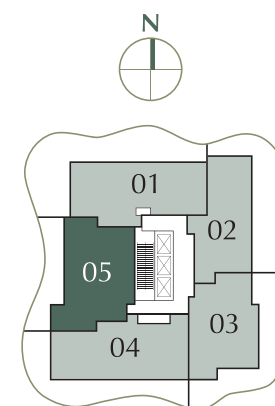
Indoor/outdoor Solarium
are balcony spaces designed with the following built-in, all-season features:

- Tiled flooring
- Radiant ceiling heater
- Ceiling light
- Retractable glass screen system

PLAN C6

3 BEDROOM

Indoor Space	Indoor/Outdoor Solarium	Total Living Space
1,302 SF	408 SF	1,710 SF



LEVEL 38 - 42

PANORAMA COLLECTION



Indoor/outdoor Solarium
are balcony spaces
designed with the following
built-in, all-season features:

- Tiled flooring
- Radiant ceiling heater
- Ceiling light
- Retractable glass screen system





FEATURE & FINISHES | PANORAMA COLLECTION

(LEVELS 38 - 42)



INTERIORS:

- A selection of two designer color schemes:
 - Leggero
 - Serra
- Ceiling height of approximately 9ft in most living areas (designated areas will include ceiling drops to accommodate lighting and other construction related features)
- Engineered hardwood flooring throughout the main living area, bedrooms, closets and flex space
- Transom, interior suite and closet doors are trimmed with paint finish
- Laminate finish closet organizers for major closets
- Roller-shade window coverings in living, dining and bedrooms to enhance privacy
- Smart thermostat to optimize temperature control, maximize comfort while minimize energy cost



INDOOR / OUTDOOR SOLARIUM:

- Open balconies, equipped with electrical outlet, surface mount balcony light, and radiant ceiling heater
- Easy and seamless access from living room and bedrooms through sliding doors or corner sliding doors (where applicable)
- Porcelain tiled flooring for balconies
- Retractable glass panels at designated areas to transform open balconies to indoor/outdoor solariums with some weather protection for all-season enjoyment. (Indoor/outdoor solariums are designed with open sections for air circulation and are not enclosed spaces)



LAUNDRY

- Stackable or side-by-side Miele front load washer and energy-efficient heat pump dryer
- Customized built-in shelving (where applicable)
- Porcelain tile flooring
- Steam closet to refresh and sanitize garments with ease



KITCHEN:

- Wood-look laminate / lacquer finish kitchen cabinetry with under cabinet lighting. (depending on color scheme selection)
- Cabinets feature soft-close hardware by Blum® hinges and tracks for superb quality and durability, a magic corner (where applicable) and a sliding basket under the kitchen sink
- Above-cabinet LED accent strip lighting and recessed pot-lights (depending on kitchen configuration)
- Drawer organizer for cutlery (where applicable)
- Engineered stone countertop & backsplash
- Pendant lighting (where applicable)
- Large single-bowl stainless steel under-mount sink
- Polished chrome or brushed gold color faucet with lever handle and pull down sprayer (depending on color scheme selection)
- Polished chrome or brushed gold color pot filler faucet (depending on color scheme selection)
- SUBZERO and/or WOLF appliance package
 - 30" fridge with bottom-mount freezer with integrated panels
 - 24" chimney hood fan with custom built cover (applicable to Serra color scheme only) or 30" chimney hood fan (applicable to Leggero color scheme only)
 - 30" 4-burner gas cook-top
 - 30" wall oven
 - 24" Panasonic microwave oven
 - 24" dishwasher with integrated panel




MAIN BATHROOM & ENSUITE (TUB OR TUB/SHOWER COMBO):

- Custom medicine cabinet with mirror, shelves and built-in lighting
- Wood-look laminate / lacquer finish vanity cabinet with soft-close hardware featuring Blum® hinges and tracks for superb quality and durability (depending on color scheme selection)
- Drawer with built-in organizers (where applicable)
- Engineered stone countertop
- Kohler under-mount sink
- Polished chrome / brushed gold color plumbing fixtures (depending on color scheme selection)
- Kohler, one piece elongated dual flush toilet with quiet-close seat
- Recessed or surface-mount lighting provided
- Soaking tub (in select layouts) with spout and hand-held sliding shower head (where applicable)
- Glass enclosed shower stall (in select layouts) with hand-held sliding shower head
- Large format porcelain tile flooring and tub/shower surround
- Recessed niche for bathtub and shower stall (where applicable)

2ND BATH (WALK-IN SHOWER):

- Same finishes as ensuite or 1st bath
- Polished chrome or brushed gold color hand-held sliding shower head (depending on color scheme selection)
- Walk-in full-length (where applicable) shower stall enclosed with frameless glass with door





The developer reserves the right to make modifications and changes to features and finishes, brands, materials, building and landscape design, specifications, ceiling heights, number of floors, number of units, flooring patterns and floor plans without notification. Approximate suite sizes are computed from the outside face of exterior walls, the outside face of corridor and common walls, and the centerline of walls adjacent to other strata lots. Approximate measurements for exterior balcony space are computed from the outside face of the exterior walls to the slab edges of the outside face of parapets or railings. For suites where the balcony or terrace can be partially screened off with movable glass panels to form an indoor/outdoor solarium, the approximate measurements of the indoor/outdoor solarium are computed from the outside face of exterior wall to the glass screen system. Indoor/outdoor solarium, balcony and terrace configuration and size may change substantially from this illustration and may vary floor to floor. Any flooring pattern shown on the plan does not indicate the actual wood or laminate, tile or paver, shape, size or direction installed. The same suite type may vary from floor to floor and/or be slightly altered. The suite may include one or more steps leading to or from any entry point to or from any terrace(s), or patio(s). Window and mullion configurations may vary by floor. Window and railing systems may include panels, walls or other architectural features that may block views and reduce window glazing. Terrace areas may include planters. All matters will be governed entirely by the terms of the applicable disclosure statement and purchaser contract in each case. This is not an offering for sale. Any such offering may only be made with the applicable disclosure statement and agreement of purchase and sale. Concord Barker Project Limited Partnership. Concord Greenhouse Ltd. E & O.E.

concordgreenhouse.com

CONCORD
PACIFIC