



MAINTENANCE INSTRUCTIONS

FOR KEEPING ALUMINIUM JOINERY
WORK IN PERFECT CONDITION





Thank you for trusting us

You have chosen an aluminium joinery product from Technal, a synonym for quality acknowledged all over the world. Technal products are manufactured with the utmost rigour and fulfil the most demanding conditions in terms of strength, safety and functionality.

We would like to thank you for trusting Technal, and we can assure you that the product you have just bought will provide you with comfort and energy-saving potential for many years to come.



Keeping your aluminium joinery looking brand new

Aluminium is a material that requires minimum and extremely simple maintenance. The kit provided has everything you need to keep your aluminium windows in tip-top condition: the soapy solution and two absorbent cloths, one for cleaning the aluminium and the other for drying it. This will keep your windows looking like they did when they were very first installed for a long time. Below are four basic, simple and effective tips that you can use to maintain your Technal windows.

4 BASIC TIPS

1



VERY SIMPLE CLEANING

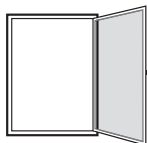
The aluminium sections should be cleaned two to three times a year. Soak one of the two cloths provided with this kit (or a soft sponge) with cleaning product and rub. Rinse with clean water before drying with the other absorbent cloth. In areas close to chemical industries or on the coast, we recommend that this operation be performed at least once a month to avoid stains from saltpetre or other corrosive materials.

2

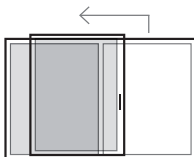


PRECAUTION WITH FOREIGN BODIES


Residue, impurities and other foreign bodies can accumulate between the rails of sliding windows and impair the functional quality of their closures: reduced rainwater drainage or reduced aeration. To avoid these problems, simply vacuum these foreign bodies using the small nozzle of your vacuum cleaner.



Windows



Sliding windows



French doors

3



A DROP OF LUBRICANT

Apply a drop of lubricating oil to the window's mechanisms: closings, hinges, handles and accessories. You should use a small paintbrush to help the oil to penetrate better. Warning: do not apply oil to the wheels of the leaves of the sliding windows, since they are self-lubricating.

4




BETTER SAFE THAN SORRY

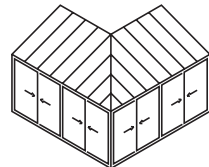
If you have to carry out renovation work at home, think about protecting your aluminium joinery. Cement, paint and plaster stains are difficult or even impossible to remove. Place suitable protective tape over the sections and joins and remove it once the work has been completed. If you are working with metal material near the windows, pay particular attention to vacuuming any waste that may have gotten into the rails or the grooves.



Blinds



Railings



Verandas

REMEMBER...

Do not use abrasive or chemical products, since they can remove the protective layer or coating on the joinery work. You should also avoid products normally used to clean raw copper, silver or aluminium.



THE IMPORTANCE OF THE ENVIRONMENT

Dirt tends to accumulate mostly in the angles and corners of joinery work. However, this dirt may require greater or less attention depending on where the house is located. For example, in an urban setting, dirt is caused by gas emissions that are diluted in rainwater. In industrial areas, the dirt is caused by waste. While in coastal locations, saltpetre means that maintenance is more frequently needed.



UNSUITABLE PRODUCTS

Do not use abrasive or chemical products, since they can remove the protective layer or coating on the joinery work. You should also avoid products normally used to clean raw copper, silver or aluminium.



IF IN DOUBT, PLEASE DO NOT HESITATE TO PHONE US!

Your authorised Aluminier Technal installer will advise you on how to maintain your aluminium joinery. Please do not hesitate to contact them if you have any queries. They will recommend the most suitable products and how to get the most out of them.



No warranty claims will be considered by the installation company or by Technal in the event of evident lack of maintenance or evidence of the use of unsuitable products. Your installer will be available to you to offer the possibility of a maintenance contract once the work has been performed in accordance with the legislation in force.



Contact your Aluminier Technal installer.
www.technal.es



Part of
sapa:

