



Ji Alef-Bet Flash Cards

1

Cut along the horizontal dotted line to create 3 separate picture/word combinations

2

Fold along the vertical line to create a double-sided flash card

or


Cut along the vertical line to create separate picture and word cards

3

Create games for your classroom and enjoy!



אָבא



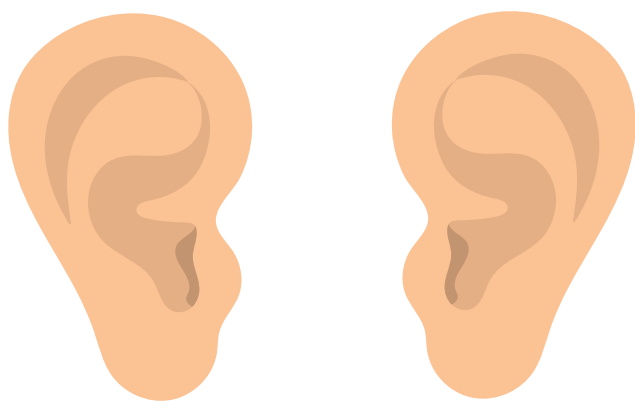
אָגס



אוֹכַל



אָזן



אָזְנַיִם




אָח




אחות



אמא




אף




אַתְרוֹג



בוֹכָה




בֵּימָה




בִּיצָה



בַּיִת



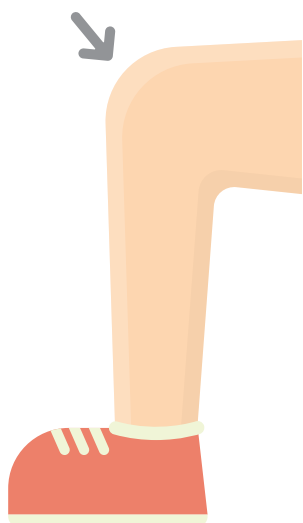
בָּלוֹן



בַּנָּנָה



בִּקְוֹר




בִּרְדָּ:



בְּרָכָה




גֵּג



small

big

גְּדוֹל



גֶזֶר



גֵּל



גֵּל גֵּל



גֵּלִיָּדָה



גַּמֵּל




דָּב



דבורה




דבש



דג



דגל




דלת



דרך



הַבְּדִלָּה



הַלֵּל




הוֹאֵל




היא



הר



רו



ורד




ורוד



זאב



זבל



זברה



זיגזג



זֵית



זָהָב




חֵבְרַיִם



חדר




חום



חומום



חֵלֶב



חֵלֶה



חֵלוֹן



חֲנוּכָּה



חֶסֶד



טוֹב



טובה



טיול



טל




טלית



טיפה



יד



יָדַיִם



יוֹנָה



יַיִן



ילד



ילדה




ים




יְרוּק



יָרַח



כֶּבֶשׂ



כֵּד




כֵּדוֹר



כּוֹכֵב




כחול



כלב




כלה



כֶּסֶף



כִּפָּה



כִּתּוּל



לֵב




לְבוֹן



לוּחַ




לֶחֶב



לֶחֶם



לַיְלָה



לימון



לשון

100


מאה




מַזְזָה



מַיִם



מֶלֶךְ




מֶלֶךְ פֶּזֶז



מִצְרָה




מִתְנָה



נֵבֶל




נַחַל



נָחָשׁ



נֵר



נֵרוֹת



סֵבֵא




סְבִיבוֹן



סְבִּיקָא



סְגוּל



סוס



סוף




ספּה




סעודה



ספגניה



ספר




עֵגְבָנִיָּה



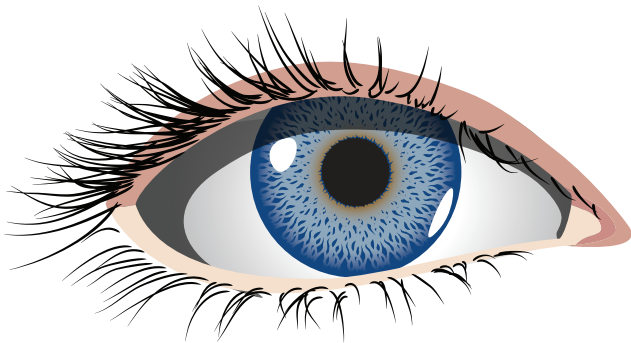
עֲוָגָה



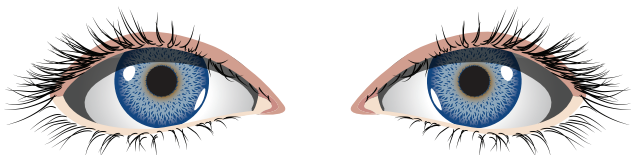
עוֹלָם




עוֹרָה



עַיִן




עַיִנַּיִם



עֲנָבִים



עָנָן



עֲפִיפּוֹן



עץ




עציץ



ערב




עֵרְבָה




פִּיה




פּוֹרִים




פֵּיל



פֶּלְפֵּל



פֵּסֶחַ




פָּרָה



פְּרִי
פְּרוֹת



פָּרַח



פֶּרֶךְ




צֶבַע
צִבְעִים



צִדְקָה



צֶהוּב



צִיצִית



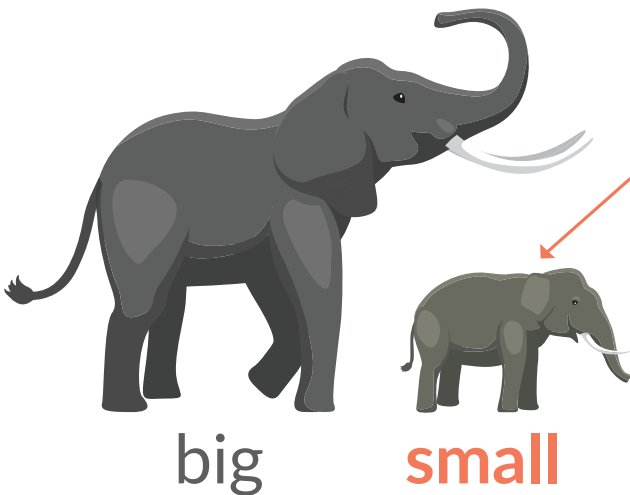
צִפּוֹר




קדוש



קופץ



קטן




קשת



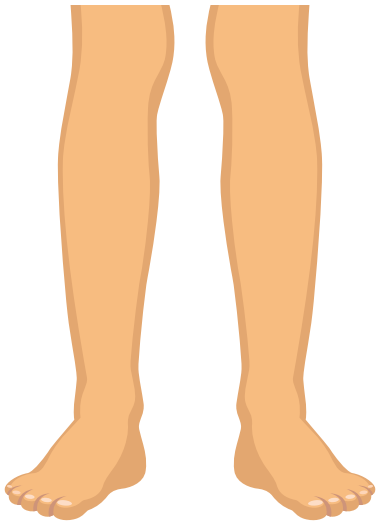
ראש




ראשון




רֶגֶל



רַגְלַיִם



רוּחַ



רמון




שִׁבְת
שָׁלוֹם



שׁוֹפֵט



שֵׁלֶג



שֵׁלַח




שֵׂמֶחַ



שְׂמַחַת
תּוֹרָה




שְׂמֵלָה



שֶׁמֶשׁ



שֵׁעָר




תַּאֲנָה



תּוֹרָה



תֹּת



תִּירָס



תִּלְמִיד




תְּמָר



תָּבָר



תְּפֹז



תפוח



תפילה



2
STAGE



Ji Alef-Bet Flash Cards

1

Cut along the horizontal dotted line to create 3 separate picture/word combinations

2

Fold along the vertical line to create a double-sided flash card

or

Cut along the vertical line to create separate picture and word cards

3

Create games for your classroom and enjoy!



אבא



אדום




אוקהב



אוֹהֶבֶת



אוֹכֵל



אוֹר



אָח



אַחַד



אַחוֹת



איזה



איש



איש
שקלג



אִמָּא



אַנְחָנוּ



אָנִי



אַף



אַרון



אַתָּה



בָּא



בָּאָה



בְּבִקְשָׁה



בגד ים



בוא



בואו






בוֹאִי




בוֹכָה



בַּיִת



בָּלוּז



בְּסֵדֶר



בֵּר מְצוּרָה




בַּת מִצְוָה



בַּת אֲבוֹן



גַּג




גְּדוֹל



גְּדוֹלָה



גְּלִידוֹת



גֶזֶר




גִּינָה




גֶלִיָדָה



גֶּשֶׁם



דָּג




דָּגֵל



הַבְּדֵלָה



הֵנָּה



הַר




הַרְבֵּה



מְעַט


הַרְבֵּה



וָרֵד




וָרוֹד




זֶה



זֶהָב



זֵית



זֵיתִים



חֵבֵר



חֵג



חֵלֶב




חֵם



חֲנֻכָּה



חֶסֶה



חֶתּוּל



טוֹב



טֵלִית



טַעֲמִים



טַפָּה



יָד



יּוֹם



יּוֹם
הַלְּדָת



ילד



ילדה



ים



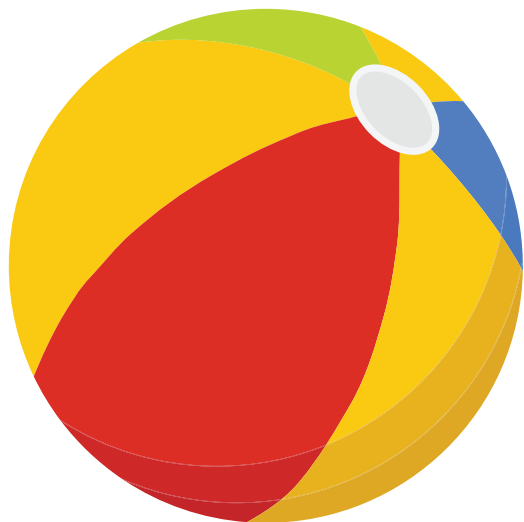
יִפְּהָ



יִרְוֹק



יִשְׂרָאֵל




כדור



כואב



כואבת




כובע



כחול



כל
הפבוד!




כֵּלָב



כֵּן



כֵּסֵא



כיתה




כתום



לא



לֵב



לְבַן



לְהַתְּרֵאוֹת



לְחַיִּים




לִיְצָן



לְשִׁחָק



מַה?



מַה קָרָה?




מַזְזָה



מַזְל טוֹב



מְנוֹרָה



מִצְלָמָה



מִתְּנָה



נֵעַל



נֵר



נֵרוֹת



סְבִיבָא



סְגוּל



סוף




סֶכֶר



סֶפֶגֶנִּיה



ספגניות



עגול



עוגה



עוגה
עגלה



על




ענן



עץ




ערב



פה



פּוּה



פּוּל אַפּוּל




פּוּרוֹת




פֶּרֶחַ




פֶּרְחִים



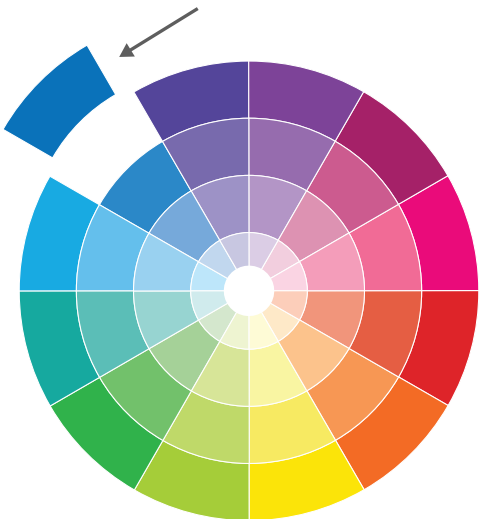
פֵּרִי



פּוֹפּוֹר




צֶבֶב



צֶבֶע



צבעים



צהוב



צפור



צַפְרָדַע



קוֹפֵץ



קִיבִי



קֹמַח




קֹר



קֹשֶׁת



ראש



רגל



רופא



רוֹפֵּא



רוֹצֵה



רוֹצֵה



שַׁבָּת



שְׂדֵה



שִׁלְג



שָׁלוֹם



שָׁלוֹשׁ




שָׂרָה



שִׂמָּח




שִׂמֶן



שִׂמֶשׁ



שֵׁעָר



תַּאֲנָה



תוֹדָה


Thank you
very much!



תודה
רבה



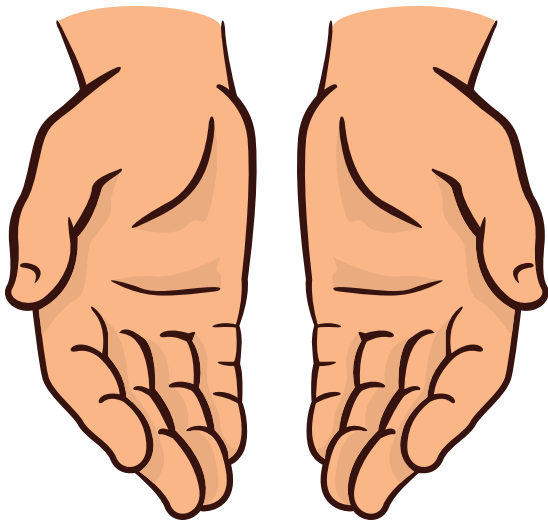
תות



תותים



תָּמָר



יָמֵן לִי



תּוֹפֵן



תַּפְּלָה



Mish Mash

LETTERS

1

Cut along the horizontal dotted line to create 3 separate picture/word combinations

2

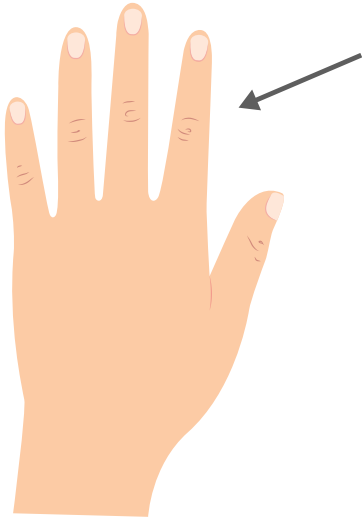
Fold along the vertical line to create a double-sided flash card

or

Cut along the vertical line to create separate picture and word cards

3

Create games for your classroom and enjoy!



אֶצְבַּע



בוֹכָה



בְּכוֹרִים



יָרֵךְ




יּוֹנָה




יַיִן




כבוד



כבש



כובע




כֵּלָב



כֶּסֶף
וְזָהָב



מְזוּזָה



מִזוֹן



מִזָּל טוֹב



מִטָּה



מִטָּה



מִטָּה



מִטָּר



סִדְּרִים



סִלְעִים



סִפְּרִים



סָתָם



עֵצָה



עֵצִים



עצם



צעד



צעקה