


# Brightwork Collection

Dualmount Hand-Hammered Single Bowl Bar Sink

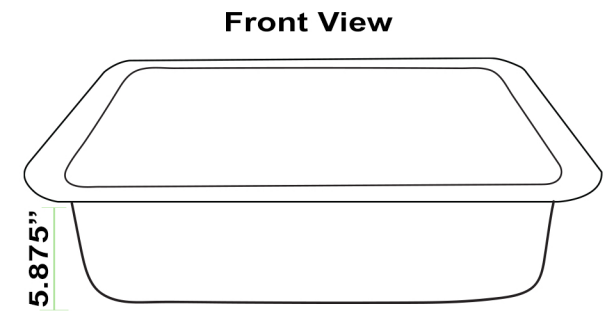
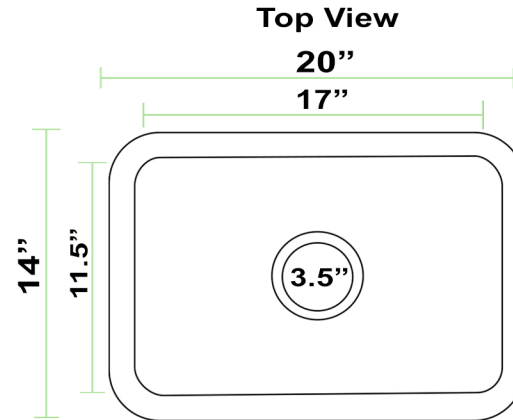


# Nantucket

S I N K S

model: RES2014-MF

www.NantucketSinksUSA.com  
info@nantucketsinksusa.com



OVERALL DIMENSIONS	INTERIOR BOWL	BOWL DEPTH	DRAIN OPENING	DRAIN INCLUDED
20" x 14" x 6.25"	17" x 11.5"	5.875"	3.5"	No

## FEATURES:

- 18 Gauge Stainless Steel Bar Sink
- Dualmount Design
- Hand Hammered - Each Piece Is Unique
- Limited Lifetime Manufacturers Warranty
- Dimensions may vary by up to .25"
- Template/Clips not included with sink

Project Name: \_\_\_\_\_

Architect / Contractor: \_\_\_\_\_

Job Notes: \_\_\_\_\_

\_\_\_\_\_

\_\_\_\_\_