


*Yamaha*

# **ELECTRIC GUITARS & AMPLIFIERS**



# Yamaha

Model SG-3

The Yamaha Electric Guitar Model SG-3 is truly the ultimate in design and versatility for the professional player. The newly developed roller type mike balancer enables you to optionally select either pick-up or any intermediate tone available between these two pick-ups located near the bridge, thus making it possible for the first time to dial the desired tone quality.

The Anisotropic Ferrite Magnets used in these pick-ups assure a consistent quality of sound at all levels of volume. A preset switch is also used to make it possible to instantly select one of three pick-up combinations at the touch of a finger. The roller type bridge is completely adjustable in height and forward and backward for the individual player's needs.

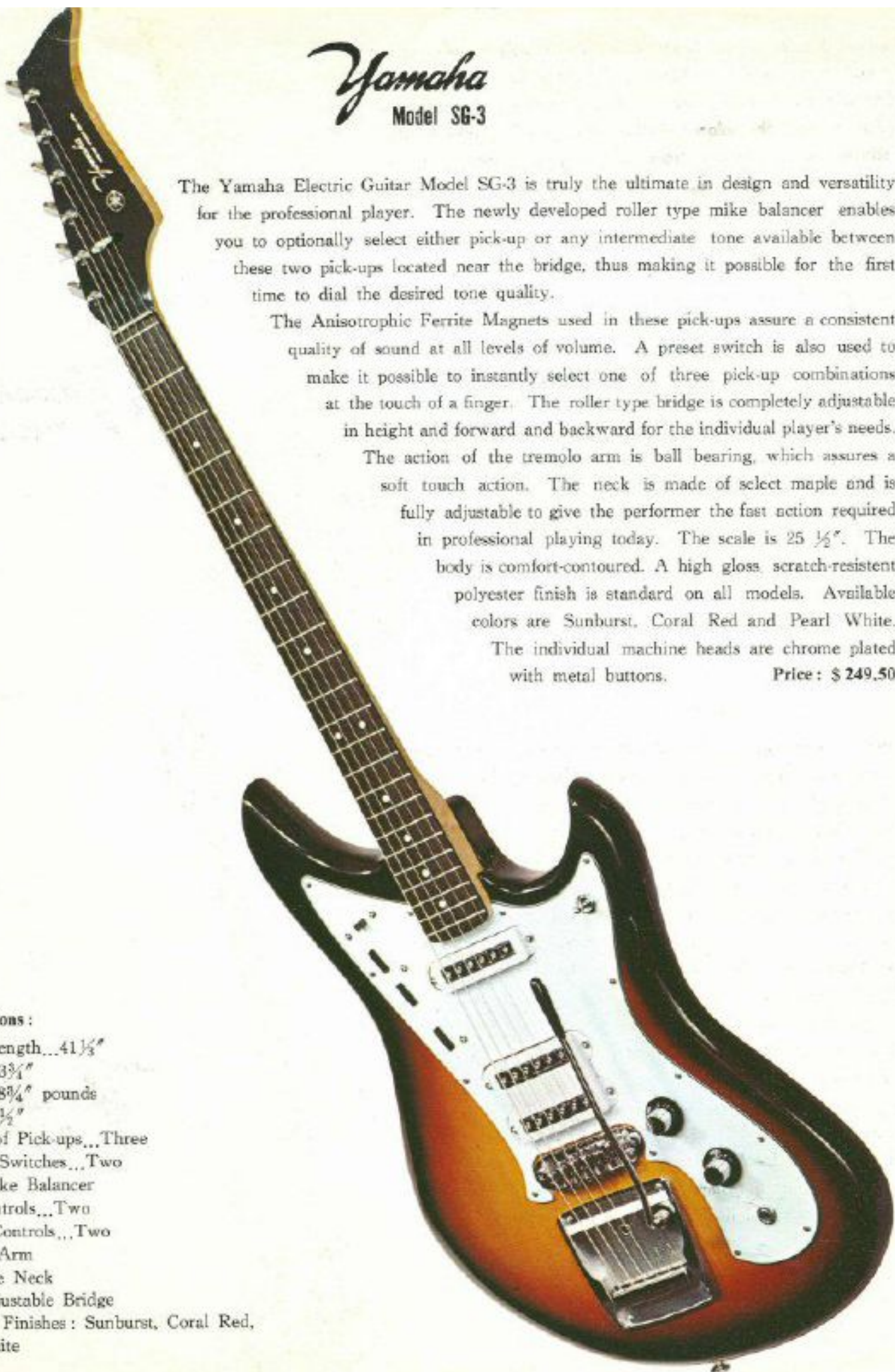
The action of the tremolo arm is ball bearing, which assures a soft touch action. The neck is made of select maple and is fully adjustable to give the performer the fast action required in professional playing today. The scale is 25  $\frac{1}{2}$ ". The body is comfort-contoured. A high gloss, scratch-resistant polyester finish is standard on all models. Available colors are Sunburst, Coral Red and Pearl White.

The individual machine heads are chrome plated with metal buttons.

Price: \$ 249.50

## Specifications :

- Overall Length...41  $\frac{1}{8}$ "
- Width...13  $\frac{3}{4}$ "
- Weight...8  $\frac{3}{4}$ " pounds
- Scale...25  $\frac{1}{2}$ "
- Number of Pick-ups...Three
- Selection Switches...Two
- Roller Mike Balancer
- Tone Controls...Two
- Volume Controls...Two
- Tremolo Arm
- Adjustable Neck
- Fully Adjustable Bridge
- Polyester Finishes : Sunburst, Coral Red, Pearl White



This Yamaha Electric Guitar Model SG-2 is extremely popular with both the solo and rhythm players. Tonal quality may be changed from solo to rhythm with the flick of a switch. Complete range of tonal selection is available in either the solo or rhythm settings. The pre-set toggle switch allows instant changes from one pick-up to the other or a combination of both. The new Anisotropic Ferrite Magnets in each pick-up assure a consistent tone at all levels of volume. The roller type bridge is fully adjustable to meet the individual player's requirements. A ball bearing action tremolo arm provides the performer with a soft touch movement that returns to the accurate pitch after use. The neck is made of select maple and is adjustable for easy regulation of the fingerboard action. The scale is  $25\frac{1}{2}$ ". The body contour is shaped to form a comfortable playing position. High gloss polyester finishes are available in three popular colors at no additional cost: Coral Red, Pearl White, Sunburst. Chrome plated individual machine heads have modern designed metal buttons. Overall Length: 41" Width:  $13\frac{3}{4}$ " Price: \$ 229.50



*Yamaha*  
Model SG-2

The Yamaha Electric Bass Guitar Model SB-2 is the latest design with the comfort-contoured body and a high gloss polyester finish. The high quality Anisotropy Ferrite Magnetic pick-ups produce the true string bass sound. Three controls are provided for volume, tone and mike balancer. The bottom control, called the mike balancer, enables you to set the desired tone quality by selecting either the pick-up near the fingerboard or the pick-up near the tailpiece or any intermediate setting between the two pick-ups, as you prefer. In addition an adjustable damper mute is incorporated in the tailpiece unit. The bridge is adjustable in height and forward and backward position. Select air and kiln dried maple is employed in the neck. The neck has 20 frets and is fully adjustable to fit the performer's needs. A three-ply pick guard plate enhances the beauty of the modern design. The machine heads are chrome plated with plastic buttons. Specially designed quality strings have been used. The overall length is 46". The width is  $13\frac{1}{2}$ ". Three popular finishes are available at no additional cost: Coral Red, Pearl White, Sunburst. Price: \$ 219.50




*Yamaha*  
Model SB-2

## Yamaha Amplifier Model TA-25

### Specifications :


- 40 Watts Music Power
- Two Channels (Ch.-1 and Ch.-2)  
Each channel has separate volume, treble and bass controls.
- Reverberation Control (Ch.-1)
- Tremolo Depth Control (Ch.-1)
- Frequency Control (Ch.-1)
- One Yamaha 12" Heavy Duty Speaker
- 25 Silicon Transistors 6 Diodes
- Silicon Rectifier
- Electric Power Switch has Ground Position
- 15-foot Shielded Electric Cord
- Remote Control Foot Switches for Reverb and Tremolo
- Height : 27"
- Width : 18"
- Depth : 7½"
- Weight : 40 pounds
- Black or Red leatherette covering



## Yamaha Amplifier Model TA-50

### Specifications :

- 80 Watts Music Power
- Two Channels (Ch.-1 and Ch.-2)  
Each channel has separate volume, treble, middle, and bass controls.
- Reverberation Control (Ch.-1)
- Tremolo Depth Control (Ch.-1)
- Frequency Control (Ch.-1)
- Two Yamaha 12" Heavy Duty Speakers
- 27 Silicon Transistors 6 Diodes
- Silicon Rectifier
- Electric Power Switch has Ground Position
- 15-foot Shielded Electric Cord
- Remote Control Foot Switches for Reverb and Tremolo
- Height : 33"
- Width : 20½"
- Depth : 7½"
- Weight : 53 pounds
- Black leatherette covering
- Self-contained stand included



NIPPON GAKKI COMPANY LIMITED,  
HAMAMATSU, JAPAN

SINCE 1887

**NEWARK MUSICAL MERCHANDISE CO.**  
472 Broad St. - Newark 2, N. J.  
Mitchell 2-3331