

GALASSIA 35 S

HEAVY DUTY 41 LITRE SPIRAL DOUGH MIXER (TWO SPEED)

4IM3004



GALASSIA 35S 35 KG FIXED HEAD/FIXED BOWL DOUGH MIXER

The Galassia range of spiral kneading machines are exceptionally built and engineered. Since 1977, they have earned a reputation for their robust and simple design that exceeds the demands of the modern pizzeria and baker.

Fitted with a stainless steel spiral, resistant to even the most strenuous forces and a heavy gauge stainless steel rotating bowl, it powers through the toughest mixes to produce soft and oxygenated dough that prides the highest of traditions.

The Galassia 35S is capable of kneading up to to 35kg of dough at any given time. Given its two Speed 3 phase Motor, it can effectively knead a wider range of doughs with precision and versatility.

Built with a superior chain transmission for a long lasting work life, it is also constructed with multiple reinforced spiral hook chain drives that guarantee superior performance and strength under resistance. The Galassia spiral dough mixer range are suitable for a working dough of 55% hydration.

MAIN CHARACTERISTICS

- Spiral in stainless steel, durable and resistant to even the most strenuous forces
- Reinforced Heavy gauge stainless steel kneading bowl absorbs kneading shocks easily.
- Chain drive transmission allows for a longer life and greater durability.
- Heavy duty painted steel chassis and welded structure finished with a stainless Steel top.
- Multiple reinforced chain drives operate the spiral kneading hook providing extra needed durability and strength during the toughest mixes.
- Easy adjustment of transmission belt tensions through user friendly adjustment controls ensuring easy serviceability and access.
- Heavy duty lockable castors
- Emergency Stop Button
- Timer controlled alongside user friendly electromechanical controls.
- 3 phase Motor and 2 speed operation provides extra versatility.
- Fixed head and fixed bowl.
- Mobile guard in clear transparent ABS allowing perfect vision and monitoring of the mix at all times.

DIMENSION

Dimensions WxDxH (mm) without wheels	478 X 811 X 756
Dimensions WxDxH (mm) with wheels	478 X 811 X 841

OPTIONS

Galassia 35 VAR - Variable speed, 230Vac 1N 50Hz	4IM3006
Galassia 35 - Single speed, 230Vac 1N 50Hz	4IM3005



SPECIFICATIONS

Max Dry Flour capacity	22kg
Max Finished dough capacity	35kg
Hydration Water/Flour %	55%
Bowl capacity	41 litres
Dimensions of bowl	Ø 450 x 260 h
Voltage	three -phase, 400Vac 3 50Hz, supplied with no plug, lead only
Power	1.5kw
Bowl speed	two speed at 10 rpm and 16rpm
Spiral tool speed	two speed at 88 and 137 rpm
Liftable head	No
Removable Bowl	No
Net Weight / Packing	118kg
Noise level	<70 decibel
Color	White/Stainless Steel
Warranty	2 years parts and labour



Phone: 1800 183 818 Email: support@thegoodlady.com.au
Website: www.thegoodlady.com.au

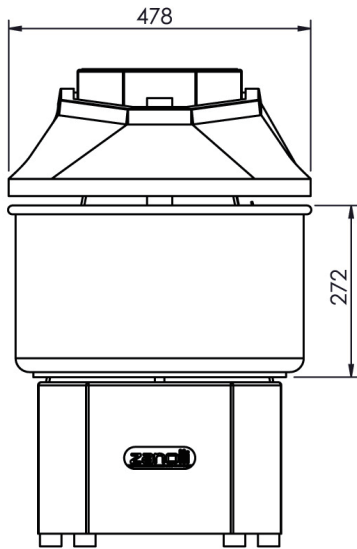
GALASSIA 35 S

HEAVY DUTY 41 LITRE SPIRAL DOUGH MIXER (TWO SPEED)

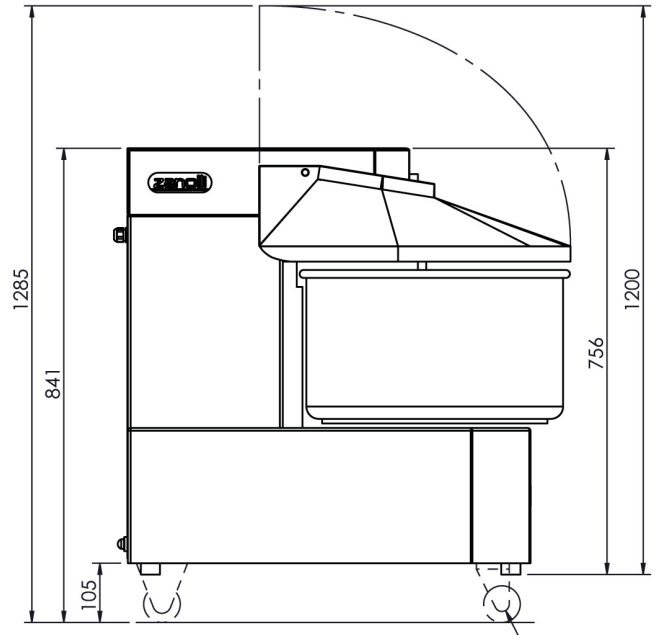
4IM3004



FRONT

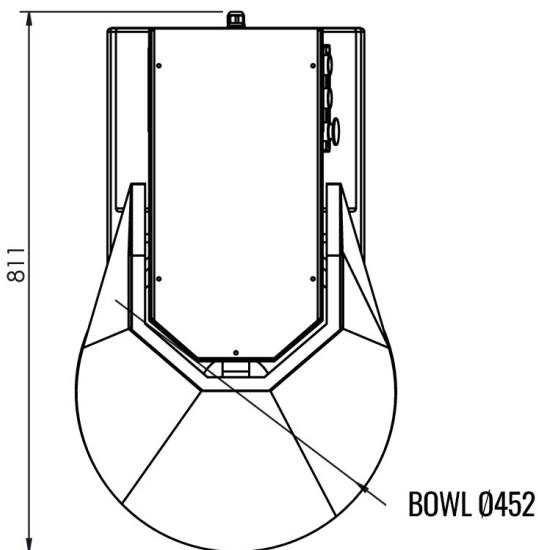


SIDE

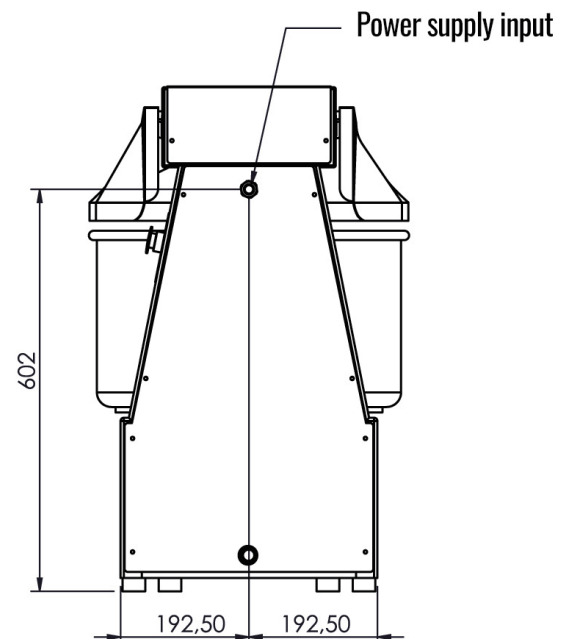


Wheel Kit: RUOT0019 (wheels without brake)

TOP



REAR



Phone: 1800 183 818 Email: support@thegoodlady.com.au
Website: www.thegoodlady.com.au