

THE FX MONKEY PRESENTS:


FAUX 77

RETRO LOOKS FOR AFFINITY PHOTO

2.0 PRESETS GUIDE

1

TONE MAPS



Film emulations available through
Photo's Tone Mapping Persona.
Specially created for HDR images.
Also usable on regular RGB images.



FAUX 77 FOR AFFINITY PHOTO

TONE MAPS



01 →

Fuji 74



02 →

Chicago 72



03 →

Cherry Blossom 71



04 →

Maxi Color A1



05 →

Maxi Color A2



06 →

TetraColor C1



07 →

TetraColor C2




08 →

Alfa Tone (Muted)



09 →

Beta Tone (Muted)



10 →

Brooklyn N79



11 →

MH79



12 →

Vintax 22



FAUX 77 FOR AFFINITY PHOTO

TONE MAPS



13



Sombrachrome 22




14



Chicago 72

2

FULL SETUPS



One-click Macros, designed to emulate several vintage film looks, fully editable after applied.



FAUX 77 FOR AFFINITY PHOTO

FULL SETUPS



01

Bayside ColorMax



02

70's Base Colors



03

New Mexico Fuji



04

Buenos Aires '76



05

Chicago Living Room



06

Exterior PX-25



07

CNS 400



08

Navajo



09

B75 Portrait



10

Exposed Film



11

Brooklyn XE-7



12

Instant Portrait A



FAUX 77 FOR AFFINITY PHOTO

FULL SETUPS



13

Instant Portrait B



14

Harlem Alleyway



15

Central Park (Classic)



16

Miami Washed Out (Classic)



17

Miami Sunlight (Classic)




18

Jackson (Classic)

3

PHOTOLAB



Modular sets of Macros, aimed to be used in combination to create custom film effects in a non-destructive environment.



FAUX 77 FOR AFFINITY PHOTO

STEP 1: FILMS

PHOTOLAB



01

QuickChroma C



02

QuickChroma W



03

TVS Colors A (Standard)



04

TVS Colors B (Faded)



05

H25 Process



06

H26 Process



07

Z4 Pro Film



08

X4 Night Film A



09

X4 Night Film B



FAUX 77 FOR AFFINITY PHOTO

STEP 2: FILTERS

PHOTOLAB



01 →

Silver



02 →

Tonal Shift



03 →

Muted Sunlight



04 →

Blue Monday



05 →

Chromophobia A



06 →

Chromophobia B



FAUX 77 FOR AFFINITY PHOTO

STEP 3: POST

PHOTOLAB



01



Luma RH2



02



Luma RH3



03



Cromatica 6



FAUX 77 FOR AFFINITY PHOTO

STEP 4: FINISHERS

PHOTOLAB



01 →

VS-76




02 →

AF-72

4

OVERLAYS



Drag & drop light effects and textures (Assets) to add a distinctive classic finish to your edited images.




FAUX 77 FOR AFFINITY PHOTO

OVERLAYS



01 →

Light Leak 04




02 →

Light Leak 14



03 →

Light Leak 07



04 →

Light Leak 13




05 →

Light Leak 03



06 →

Light Leak 22




07 →

Light Leak 05




08 →

Light Leak 53




09 →

Bokeh 18




10 →

Bokeh 02



11 →

Bokeh 23



12 →

Bokeh 16



FAUX 77 FOR AFFINITY PHOTO

OVERLAYS




13 →

Subtle Dust



14 →

Dirty Paper 03



15 →

Dust Particles 01



16 →

Subtle Scratches



Faux 77 for Affinity Photo - End User License

Attribution-NonCommercial 4.0 CC applies to the brush set kit as a product. However, users are free to create personal and commercial products with this product without attribution.

You MAY use Faux 77 for Affinity Photo:

- For unlimited personal projects.
- For unlimited commercial projects for yourself or a client: As long as the parts of the **Faux 77 for Affinity Photo**, modified or in original form, aren't available in a distributable form on its own.
- To create an End Product for a client.

You may NOT:

- Share or re-sell this brush pack in part or as a whole.

For other licensing queries or if you want to extend your rights to commercially exploit these digital brushes please contact **Brenda Figueroa** at: **contact@frankentoon.com**