

Introducing the new Rochesterbridge website

The new website can be found at <http://www.rochestermnbridge.net>. Navigation of the site should be fairly straightforward and the features self-explanatory. Take a look. Please help improve this site by sending your questions, comments, or suggestions to Nate Pike at nhpike@gmail.com. The main feature of the new site can be found by clicking on Calendar & Results.

When you click on Calendar & Results you will see a calendar appear. If results are available for a given event you will see the underlined word [Results](#) printed beneath it. Click on [Results](#) and you will see a page that looks similar to the one below. There are many features available, but a few notable ones are these:

1. If you want to see a report that will look very similar to what you have been seeing on the rochesterbridge.net website for the past several years click on the word [ACBLmerge](#).
2. If you click on [Hand Records](#) you will see a page of hand records identical to the ones that are handed out after games at the club.
3. As you click on the wording by arrow #3 you can toggle back and forth between a [Legacy Display](#) and a [New Display](#). The New Display includes ETF (or "extra trick factor" -- see arrow #4) which shows the number of tricks taken by N/S compared to the theoretical maximum number of tricks available (double dummy). Results are shown for N/S; for the E/W perspective flip the sign from + to -. There is more on ETF at the end of this document.

The New Display also includes a [Replay](#) button (see arrow #5) which will take you to a BridgeSolver page where you can replay the hand card by card with information showing the maximum number of tricks available at each step of the play. Be patient. The BridgeSolver page is sometimes a little slow to load.

Both the Legacy Display and the New Display have the option (see arrow #6) to switch between combining both directions in a single listing or separating them in the more traditional manner.

BridgeResults is a product of a third-party software provider that is capable of handling all our club's scoring data and calendar needs. The site is extremely rich in content. Users are discovering new features every day that they didn't even know were there. There are presently 32 ACBL clubs, Units, and Districts that use BridgeResults. Many of the Unit and District sites contain information for multiple tournaments. There are at least 76 more clubs in the US that use software that is so closely related to BridgeResults that their members would hardly notice the change if they moved to BridgeResults. The list of current users is mostly in the Southwest. If you go to Florida this winter or to a club that does not use BridgeResults show the club manager there our website.

[Return to calendar page](#)

Register on BridgeResults.net to be notified when results are posted

Rochester (Mn) Duplicate Bridge Club
12:00 Open Pairs - Unit Game
 Wednesday, September 23, 2015

[Photo Gallery of Winners](#) | [ACBLmerge](#) | [ACBLscore](#) | [GIB](#) | [PBN](#) | [Hand Records](#) | [Legacy Display](#)

Event: Wednesday Afternoon Pairs **Session:** Wednesday Aft **Movement:** MITCHELL
Date: September 23, 2015 **Rating:** **Section:** A
Club No: 132373 **Club:** Rochester Duplicate Bridg **Dir:** Caucutt
MP Limits: None/1200/600 **Average:** 143 **Top:** 11

Field strength: Mean: 1285 MP
 Geomean: 533 MP
 (based on 50 players)



Section A - North-South - Pairs in strats: A=12 / B=7 / C=4

[Group the Results](#)

Name	Name	Dir	No	Fit	Overall			Section			Score	Result	Points
					A	B	C	A	B	C			
1 DAVE MONSON	AL LARSON	N-S	4	B	2	1	-	1	1	-	177.50	62.06	2.51
2 JACKIE EVANS	MARY ANDERSON	N-S	2	A	4	-	-	2	-	-	167.00	58.39	1.41
3 DAVE HOFFMAN	PAT BURROWS	N-S	11	A	5	-	-	3	-	-	162.00	56.64	1.06
4 Ritchie Nyland	BOB ROEDIGER	N-S	9	B	-	2	-	4	2	-	154.50	54.02	1.13
5 DOLORES WELTE	MARY WIERZENSKI	N-S	7	A	-	-	-	5	-	-	154.00	53.85	0.34
6 CAROLE MATAYA	GREG CAUCUTT	N-S	1	A	-	-	-	-	-	-	149.50	52.27	
7 JEAN NIGBUR	MARY JO KELLY	N-S	12	C	-	-	2	-	3	1	135.50	47.38	0.84
8 Betty J Shidler	MARSHA WOOLUMS	N-S	8	C	-	-	3	-	-	2	135.00	47.20	0.63
9 PUSHPA PRAKASH	BARBARA WIJDICKS	N-S	6	C	-	-	-	-	-	-	130.00	45.45	
10 Deborah Ernster	JAN BOUQUET	N-S	10	C	-	-	-	-	-	-	129.50	45.28	
11 ANN VAN RYN	NATE PIKE	N-S	5	A	-	-	-	-	-	-	111.00	38.81	
12 BRENDA TRAVIS	MARY LENT	N-S	3	B	-	-	-	-	-	-	110.50	38.64	

Section A - East-West - Pairs in strats: A=13 / B=9 / C=5

[Group the Results](#)

Name	Name	Dir	No	Fit	Overall			Section			Score	Result	Points
					A	B	C	A	B	C			
1 JERRY ROSENBLAD	RON BYMERS	E-W	13	A	1	-	-	1	-	-	208.00	72.73	3.35
2 GENNY RICE	MARY BEARD	E-W	2	A	3	-	-	2	-	-	171.71	60.04	1.88
3 LANCE CHAMBERLAIN	Carol Mahoney	E-W	12	A	-	-	-	3/4	-	-	158.71	55.49	0.72
4 CAROL CUMMINGS	BILL HEYER	E-W	7	A	-	-	-	3/4	-	-	158.71	55.49	0.72
5 ALICE ERNSTER	CATHY STREIFF	E-W	5	B	-	3	-	5	1	-	153.29	53.60	0.84
6 SALLY BYMERS	Layne Vinje	E-W	6	B	-	4	-	-	2	-	146.79	51.33	0.63
7 Betty Stori	PAT BAILEY	E-W	4	C	-	5	1	-	3	1	144.63	50.57	1.12
8 JUDY KULAS	JANET GONNELLA	E-W	3	C	-	-	4	-	4	2	132.17	46.21	0.47
9 SUE GREENBERG	JUDY HARRIS	E-W	1	B	-	-	-	-	-	-	128.92	45.08	
10 RHEA DICKSON	RITA BERTSCH	E-W	10	B	-	-	-	-	-	-	125.13	43.75	
11 Nancy Grubbs	JUDY ARGUE	E-W	11	C	-	-	-	-	-	-	121.88	42.62	
12 Barbara Knutsen	PHYLLIS HODGSON	E-W	8	C	-	-	-	-	-	-	105.08	36.74	
13 Kathy Maegerlein	Gene Diel	E-W	9	C	-	-	-	-	-	-	104.00	36.36	

25 pairs - Pairs in strats: A=25 / B=16 / C=9

1 2 3 4 5 6 7 8 9 10 11 12 13 14 15 16 17 18 19 20 21 22 23 24 25 26

4

5

		Dlr: North	N-S	E-W	N-S	E-W	Contract	ETF	N-S	E-W	
1	♠K987	Dir: North Vul: None									
	♥J43										
	♦AQJ6		510		11.00	0.00	4♥* S	-	8-Shidler- WOOLUMS	2-RICE- BEARD	
	♣74		130		8.00	3.00	3♠ S +1	-	5-VAN RYN- PIKE	9-Maegerlein- Diel	
	♠JT632		♠A5	130		8.00	3.00	4♥ S	-	1-MATAYA- CAUCUTT	1- GREENBERG- HARRIS
	♥976		♥AQT852	130		8.00	3.00	4♥ S	-	12-NIGBUR- KELLY	10-DICKSON- BERTSCH
	♦53		♦9	130		8.00	3.00	4♥ S	-	9-Nyland- ROEDIGER	4-Stori- BAILEY
	♠Q86		♠AJT9	130		8.00	3.00	3♠ S +1	-	6-PRAKASH- WIJDICKS	11-Grubbs- ARGUE
	♠Q4			100		5.00	6.00	4♥* E -1	-	11- HOFFMAN- BURROWS	8-Knutsen- HODGSON
	♥K				50	4.00	7.00	4♥ N -1	-1	7-WELTE- WIERZENSKI	13- ROSENBLAD- BYMERS
♦KT8742			140	2.00	9.00	3♥ E	-	3-TRAVIS- LENT	5-ERNSTER- STREIFF		
♠K532			140	2.00	9.00	2♥ E +1	-	2-EVANS- ANDERSON	3-KULAS- GONNELLA		
			140	2.00	9.00	1♥ E +2	-	10-Emster- BOUQUET	6-BYMERS- Vinje		
			420	0.00	11.00	4♥ E	-1	4-MONSON- LARSON	7- CUMMINGS- HEYER		

LoTT: 19 - 19 = 0
Par: 100 4H*-EW-1

Replay

	♠	♥	♦	♣	NT
North	4	10	3	6	7
South	4	10	3	6	7
East	8	3	9	7	4
West	8	3	9	7	4

C

ETF: Extra Trick Factor: Number of tricks that N-S achieved relative to the Double Dummy expectations.

See next page

Bridge Solver

To play the hand click on the Play button (see arrow #1) then,

Click on a contract, even a contract that has no number in it (see arrow #2)

The small numbers that appear in the corner of each card indicate the maximum number of tricks that the leader's side will be able to take if that card is led.

If you would like information on how to use this feature when not connected to the internet, contact Nate Pike @ [nhpike@gmail.com](mailto:nhpik@gmail.com) .

The screenshot shows the Bridge Solver Online interface. On the left, the optimum contract is EW 4Hx; +100. The hand layout is as follows:

♠	K 9 8 7
♥	J 4 3
♦	A Q J 6
♣	7 4
♠	J 10 6 3 2
♥	9 7 6
♦	5 3
♣	Q 8 6
♠	A 5
♥	A Q 10 8 5 2
♦	9
♣	A J 10 9
♠	Q 4
♥	K
♦	K 10 8 7 4 2
♣	5 3 2

Below the hand layout is a trick-taking table:

	♠	♥	♦	♣	NT
N	4	-	-	-	1
S	4	-	-	-	1
E	2	3	1	-	-
W	-	1	-	-	-

At the bottom of the interface are buttons for 'Edit', 'Play', 'Options', 'Help', and 'Analyse'. A red arrow labeled '1' points to the 'Play' button, and another red arrow labeled '2' points to the '3' in the E row, ♦ column of the table.

The Calendar

There are several features of the calendar that are worth exploring. If you hover your mouse pointer over an event and the event becomes underlined, you can click and get further information for that event.

If you move the calendar to October you will see two tournaments with icons next to them. If you click on the icon it will take you to another webpage with additional information about the tournament. In most cases it will link to a page on the ACBL website that will have general information about the

tournament. These ACBL pages usually have a link to a flyer for the tournament, and after the tournament is complete, a link to the results.

The BridgeResults Homepage

When you click on [Other Bridge Sites](#) on the rochestertermnbridge.net homepage a list of other Bridge related websites will appear, including one that says [BridgeResults homepage](#). There are many features available from the BridgeResults homepage; here are a few:

1. Click on the down-arrow and get a list of all the clubs that currently use BridgeResults. Scroll through it and select the club whose results you want to view. Then click on #2 [View Calendar and Results](#). If you select our club this will take you to the same place you get to when you select Calendar & Results from the rochestertermnbridge.net homepage. Just for fun sometime, click on the View Calendar and Results button here while it says All Clubs in the box.
2. View Calendar & Results button – as explained above.
3. Type a player's name in the box (I suggest Wijdicks) and click on Search. You will get a display of all the games that player has played this year at any of the clubs/units/districts that post their results to BridgeResults.
4. Click on Login. Sign up for a personal account. It's free. And you can cancel if you don't like it. It opens the door to some very interesting features, such as:
 - if you Login before you View Results, your own information will be highlighted in the reports
 - tracking your results at all of the BridgeResults clubs where you play
 - automatic notification of your friends' results when they play at a tournament or at a different club
 - graph your results from every game you played this year
 - have your results automatically emailed to you; or get a text message on your smartphone when your results are ready

By the way, if you do sign up, you will be asked for your email address and a password. It is not asking for your email password. It is asking you to set up a new password strictly for the use of the BridgeResults site.

9/24/2015 Bridge Results

Bridge Results Search for players: Login/Registrar

Bridge Calendar and Results

Calendar and Results for a specific club

All Clubs

NEW PARTNERSHIP DESK

Try out our new Partnership Desk. Look at the list, or submit your own request by email to potential partners. All this is in the BridgeResults.net Partnership Desk.

Create a CLUB Account
(to post your game results on this website)

Club Administrators: [Click here](#) to request a CLUB account on BridgeResults.net to get your custom calendar of bridge games, and to access the tools to upload the results for each game. This is for clubs only. [Players register here.](#)

[Click here](#) to learn more about BridgeResults.net. Contact [Phillippe Lamolee](#) if you have any questions.

[Login for existing Club account](#)


My Account

Log into your account to see your personalized list of results from multiple clubs and events. If you do not have an account yet, you can register to create your account. It's free!


Registered users can save a list of favorite clubs to get a personalized calendar of bridge games, upload a photo, update their information, receive email notifications, etc. Just click the "Login" button.

REGISTER for FREE

and get notified by email when your results are published



Latest News Feed



28-Sep-16 Daniel Zickin and Michael Lee Stabler - View 69 Comments

Daniel Zickin and Michael Lee Stabler scored 0.35 masterpoints with a 65% game at ACBL Unit 359 - Boulder Bridge. See full results of this game.

28-Sep-16 Gene Fosnight and Israel Markowitz

Gene Fosnight and Israel Markowitz scored 0.50 masterpoints with a 58.13% game at ACBL Unit 359 - Boulder Bridge. See full results of this game.

ETF factor

An interesting way to look at your personal results for the day is to

Click on the number next to your pair's names (see arrow #1 below)

A report showing your pair recap for the game will be displayed. The recap includes the ETF or Extra Trick Factor (as indicated by arrows #2 and #3) below.

RochesterMn Duplicate Bridge Club
12:30 ♦ Open Pairs - Unit Game
Wednesday, September 23, 2015

[Photo Gallery of Winners](#) | [ACBLmerge](#) | [ACBLScore](#) | [GIB](#) | [PBN](#) | [Hand Records](#) | [Legacy Display](#)

Event: Wednesday Afternoon Pairs	Session: Wednesday Aft	Movement: MITCHELL
Date: September 23, 2015	Rating:	Section: A
Club No: 132373	Club: Rochester Duplicate Bridg	Dir: Caucutt
MP Limits: None/1200/600	Average: 143	Top: 11

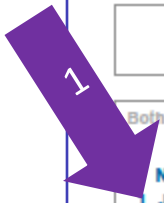
Field strength: Mean: 1285 MP
 Geomean: 533 MP
 (based on 50 players)



Both Directions Grouped - Pairs in strats: A=25 / B=16 / C=9

Split by Direction

	Name	Name	Dir	No	Fit	Overall			Section			Score	Result	Points
						A	B	C	A	B	C			
1	JERRY ROSENBLAD	RON BYMERS	E-W	13	A	1	-	-	1	-	-	208.00	72.73	3.35
2	DAVE MONSON	AL LARSON	N-S	4	B	2	1	-	1	1	-	177.50	62.06	2.51
3	GENNY RICE	MARY BEARD	E-W	2	A	3	-	-	2	-	-	171.71	60.04	1.88
4	JACKIE EVANS	MARY ANDERSON	N-S	2	A	4	-	-	2	-	-	167.00	58.39	1.41
5	DAVE HOFFMAN	PAT BURROWS	N-S	11	A	5	-	-	3	-	-	162.00	56.64	1.06
6	LANCE CHAMBERLAIN	Carol Mahoney	E-W	12	A	-	-	-	3/4	-	-	158.71	55.49	0.72
7	CAROL CUMMINGS	BILL HEYER	E-W	7	A	-	-	-	3/4	-	-	158.71	55.49	0.72



See next page

12:30 ♦ Open Pairs - Unit Game
Wednesday, September 23, 2015
 Recap for pair A13 East-West
JERRY ROSENBLAD & RON BURROWS

Board	Plus	Minus	Pts	Pct	Contract	ETF	Opponents
1	50		7.00	63.64	4♦ N -1	+1	7-WELTE-WIERZENSKI
2	100		10.00	90.91	3♦ N -1	+2	7-WELTE-WIERZENSKI
3	100		10.00	90.91	1N S -2	+1	1-MATAYA-CAUCUTT
4	100		10.00	90.91	2♠ N -1	-	1-MATAYA-CAUCUTT
5	400		8.00	72.73	5♣ E	-	8-Shidler-WOOLUMS
6	130		8.00	72.73	2♠ W +2	+1	8-Shidler-WOOLUMS
7	100		9.00	81.82	3N S -1	-2	2-EVANS-ANDERSON
8		90	6.50	59.09	1N N	+1	2-EVANS-ANDERSON
9		140	3.50	31.82	3♣ N	-	9-Nyland-ROEDIGER
10		620	0.00	0.00	4♥ S	-1	9-Nyland-ROEDIGER
11	50		9.00	81.82	3N N -1	-	3-TRAVIS-LENT
12	200		8.00	72.73	3♣ S -2	+1	3-TRAVIS-LENT
13	110		8.00	72.73	3♦ W	-	10-Ernster-BOUQUET
14	420		10.50	95.45	4♥ E	-1	10-Ernster-BOUQUET
15		620	6.50	59.09	4♣ N	+1	4-MONSON-LARSON
16	100		9.50	86.36	4♥ S -2	-	4-MONSON-LARSON
17		400	9.00	81.82	3N S	+1	11-HOFFMAN-BURROWS
18	450		7.00	63.64	4♣ W +1	-1	11-HOFFMAN-BURROWS
19	100		11.00	100.00	4♣ N -2	+2	5-VAN RYN-PIKE
20		90	8.00	72.73	2♦ N	+1	5-VAN RYN-PIKE
21	400		9.50	86.36	3N E	-1	12-NIGBUR-KELLY
22	150		8.50	77.27	2♦ N -3	-1	12-NIGBUR-KELLY
23		600	6.50	59.09	5♦ N	+1	6-PRAKASH-WJDICKS
24	170		9.00	81.82	2♠ W +2	-1	6-PRAKASH-WJDICKS
24	Total:		192.00	72.73%		5	

Session: 72.73% - Plus scores: 17 - Minus scores: 7

Extra Trick Factor total: **5**, Average per board: **0.21**

East Declarer: **-2** - West Declarer: **-1** - Defense: **8**

ETF: Extra Trick Factor: Number of tricks that East-West achieved relative to the Double Dummy expectations.

Tips for navigating the RochesterMnBridge.net website

Some people have mentioned that they like the feature of having their personal results highlighted when they look at results, but if they click on Calendar&Results on the rochesterMnBridge.net home page they are not yet logged in and don't see the highlighting.

There are 3 ways to go with this (they all assume you have already gone in to BridgeResults in a prior session and set up your own "account" by registering as an individual – how you do this is covered in the User's Guide)

1. When you register for the personal results feature of BridgeResults put a check in the box next to "receive a notification email when results for your games are posted"

The email you receive will contain links that you can click on which will take you directly to the results, and your personal results will be highlighted

When you click on the results link you will get another page; click the Results tab on that page, and then click [in the Game column](#) for the game you want to see

2. From the rochesterMnBridge.net home page Click on Calendar&Results

Click on the BridgeResults logo in either corner of the calendar page



This will take you to the BridgeResults home page

In the upper right hand corner of the screen Click on Login/Register

After logging in, select My Results

When you click on My Results you will get another page; click the Results tab on that page, and then click [in the Game column](#) for the game you want to see

3. From the rochesterMnBridge.net homepage, Click on Other Bridge Sites, from there Click on BridgeResults home page

In the upper right hand corner of the screen Click on Login/Register

After logging in, select My Results

When you click on My Results you will get another page; click the Results tab on that page, and then click [in the Game column](#) for the game you want to see

Want to scroll through the hands, instead of clicking them one-by-one?

Next to the bar that has all the numbers of the boards listed, there is a + sign (see arrow #1 below)

Click on it

You will then see all of the hands on one age and can scroll through them



14 pairs - Pairs in strats: A=14 / B=7

1 2 3 4 5 6 7 8 9 10 11 12 13 14 15 16 17 18 19 20 21 22 23 24 25 26 27 28

1 ← Dir: North N-S E- N-S E-W Contract ETF N-S E-W
 ↓ Vul: None W

If you see this symbol on the calendar

It means that someone is looking for a partner for a game that day

Click on the symbol

	13 6:30 + 0-1000 Pairs reserved for Club View room for the evening - Revised on 9 Oct 15	16 10:30 am - AC2M MATCHUP + no recou
--	---	--

A blue arrow pointing to a small hand icon located in the bottom center of the calendar table.