

YAMAHA ELECTRIC GUITARS

Image

*Custom
Deluxe
Standard*





Cherry



IMAGE OF EXCELLENCE

There's something special about a guitar that has been created without compromise, with loving craftsmanship and single-minded dedication to excellence. It follows naturally that the Image Custom, Deluxe and Standard are very special guitars. They have been created for the connoisseur. For the mature artist who demands perfection from every aspect of every tool he or she uses. More than mere tributes to Yamaha guitar technology and craftsmanship, the Image-series guitars offer real musical substance that fulfills and enhances the art of guitar.

The Yamaha Image series: destined for "classic" status in an age when classics are a rarity.



Custom

Like all Image-series models, the Image Custom is a beautiful blend of hand-selected materials and experienced craftsmanship that results in exceptionally fine response, sound, balance, and aesthetic elegance. The frosting on the cake is Yamaha's innovative Hybrid Integrated Pickup System which gives the Custom model unprecedented sonic breadth and tonal scope. Other features such as LED position markers, the Vintage-Pro tremolo system and locking tuners add even further convenience and control precision to this basically outstanding instrument. The Image Custom is a guitar that will carry you through a lifetime of music.

Colors: Cherry, Orange Sunburst, Blonde

A message from the Image Series Designer




I believe most discerning players have a special relationship with their Yamaha guitars... a relationship I've often heard described as a love affair. The IMAGE has been a great love of mine for many years and I feel the time is right to share it with my fellow

enthusiasts. I very much hope the IMAGE will become recognized as a modern classic... a benchmark to join some of the greats of the last 40 years.

Matsy Booth
Matsy Booth





H.I.P.S. Pickup System (Custom)
The Yamaha Hybrid Integrated Pickup System is the first in the world to effectively integrate active and passive pickup characteristics through innovative pickup construction and electronics. You can instantly select active humbucking, passive humbucking, active single-coil or passive single-coil sounds for a new range of expression right at your fingertips.



LED Position Markers (Custom)
The Custom model's LED fret position markers are as functional as they are elegant. Their warm glow leads you directly to the proper fret position even in the darkness of the pre-performance stage, eliminating embarrassing mis-positioned chords and notes at the all-important opening of the first set.



Recessed Output Jack (Custom)
The Recessed Output Jack is another example of Yamaha attention to detail. The recessed jack keeps the body of the cable plug out of the way where it can't be accidentally bumped, bent or pulled out. No protruding plugs also contributes to playing comfort.




Live Pickup System (Deluxe, Standard)
The "Live" series passive pickups used in the Deluxe and Standard models employ selected Alnico-V magnets for an ideal combination of power and a rich harmonic structure. They respond with a clear brightness that will carry your sound through any music, as well as solid mids and lows that provide an authoritative sense of depth and power.




Locking Tuners (Custom)
Complementing the Custom model's nut which achieves exceptionally smooth tremolo operation, a special locking tuner system has been developed to ensure secure string attachment and stable tuning.



Arched Top Body (Custom, Deluxe, Standard)
This almost "classical" body form is a beautiful thing to behold — and to hold. In addition to luxurious looks and feel the arched-top body tends to enhance the natural resonance of the body's woods, providing rich, warm response and tonality.



Vintage Pro Tremolo System (Custom)
The Vintage-Pro tremolo system is a highly refined version of the popular traditional type, featuring a two-point fulcrum and a self-lubricating graphite nut that allows super-smooth tremolo arm operation while maintaining perfect tuning.



RM-Pro Vibrato System (Deluxe)
The RM-Pro tremolo system is a tribute to Yamaha engineering ingenuity. The RM-Pro tremolo system features needle bearings at the fulcrum to ensure smooth operation and precise pitch return. A Pitch Rise adjustment is also provided so you can easily set the maximum amount of pitch bend to optimally match your playing style and music.



2-way Tailpiece (Standard)
The Standard model's 2-way tailpiece offers a choice of string threading options. The strings can be passed through the bridge only, or through the rear of the body and then the bridge. Both methods have their advantages and special sound — choose the one that suits your musical needs.



Deluxe

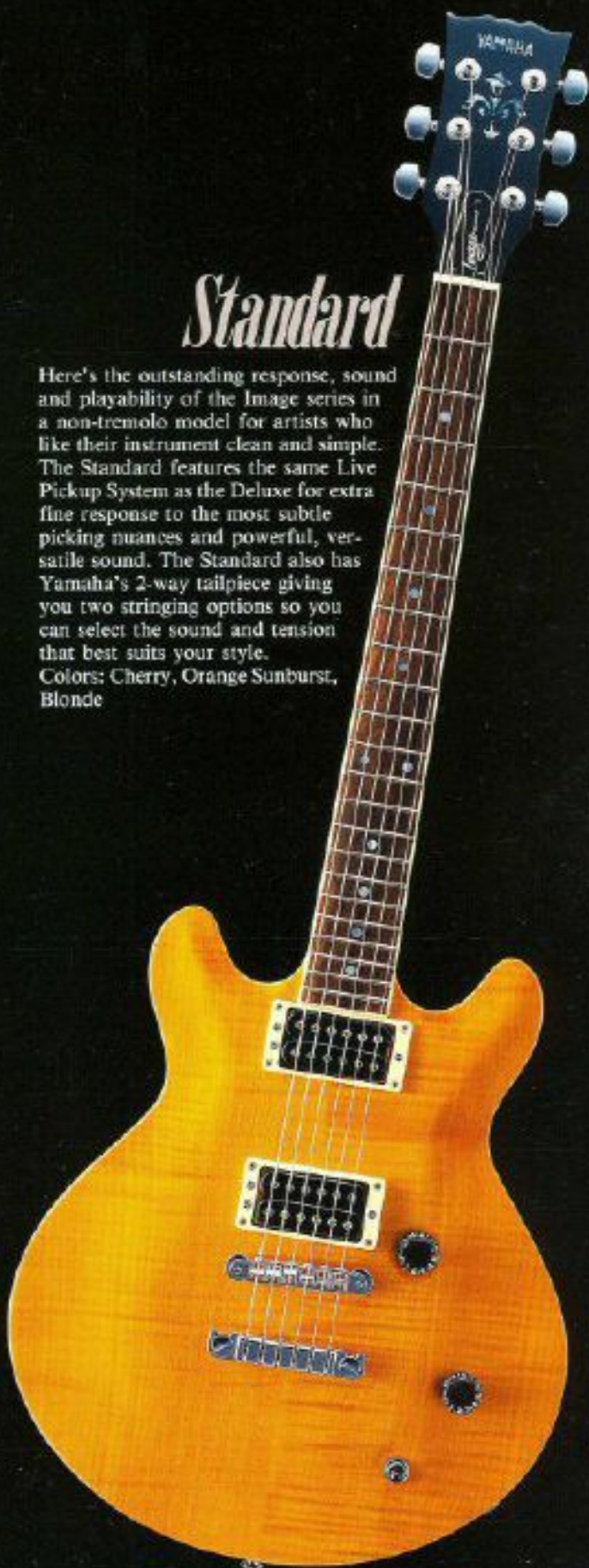
In terms of materials and construction the Image Deluxe is a perfect image of the superlative Custom model. In place of the Custom's H.L.P.S pickup system it features the Yamaha Live Pickup System for players who prefer the more "organic" tonality and intimate warmth of all-passive electronics. The Deluxe also offers Yamaha's precision RM-Pro tremolo system for exceptionally smooth operation and pinpoint pitch return — plus the advantage of pitch rise adjustment so you can set the desired maximum amount of pitch bend. Colors: Cherry, Orange Sunburst, Blonde



Orange Sunburst

Standard

Here's the outstanding response, sound and playability of the Image series in a non-tremolo model for artists who like their instrument clean and simple. The Standard features the same Live Pickup System as the Deluxe for extra fine response to the most subtle picking nuances and powerful, versatile sound. The Standard also has Yamaha's 2-way tailpiece giving you two stringing options so you can select the sound and tension that best suits your style. Colors: Cherry, Orange Sunburst, Blonde



Blonde

SPECIFICATIONS

	MODEL	IMAGE CUSTOM	IMAGE DELUXE	IMAGE STANDARD
	BODY			
	Wood	Curly Maple / Mahogany	Curly Maple / Mahogany	Curly Maple / Mahogany
NECK	Scale	25" (635 mm)	25" (635 mm)	25" (635 mm)
	Type	Set-in-Body	Set-in-Body	Set-in-Body
	Wood	Bound Brazilian Rosewood	Bound Ebony	Bound Rosewood
	Inlay	Dot (12 th Special Inlay) with LED Indicator	Dot	Dot
	# of Frets	22 (Jumbo Type)	22 (Jumbo Type)	22
	Width of Fingerboard			
FINGER BOARD	0 Fret	1-11/16" (43 mm)	1-11/16" (43 mm)	1-11/16" (43 mm)
	First Fret	2-1/4" (57 mm)	2-1/4" (57 mm)	2-1/4" (57 mm)
	Fingerboard Radius	R350 (mm)	R350 (mm)	R350 (mm)
	Fret Dimensions			
	Width	2/17" (2.9 mm)	2/17" (2.9 mm)	2/19" (2.7 mm)
	Height	1/20" (1.3 mm)	1/20" (1.3 mm)	1/25" (1.0 mm)
	Quantity	2	2	2
	Type	H.I.P.S. (Hybrid Integrated Pickup System)	LIVE GH-1 (Alnico V)	LIVE GH-1 (Alnico V)
PICKUPS	Wire Gauge	AWG #43 (0.058 mm)	0.08 mm	0.08 mm
	# of Turns	6000T x 2	5500T x 2	5500T x 2
	D.C. Resistance	—	9.1 kΩ	9.1 kΩ
	BRIDGE	Vintage-Flt	RM-Pro	Tune-O-Matic
	Nut	Graphite	Adjustable Lock Nut	Urea
	Tuning Machine	Locking Tuning Machine	Normal Type	Normal Type

All specifications subject to change without notice.

For details please contact:



THE PLAYER'S BEWARE
87 N. WILLIAMS ST.
CRYSTAL LAKE, ILL. 60014
(815) 456-8614

YAMAHA

YAMAHA CORPORATION
P.O. Box 1, Hamamatsu, Japan