


EXCLUSIVE DISTRIBUTORS • ST. LOUIS MUSIC • 1400 FERGUSON AVE. • ST. LOUIS, MO. 63133

Electra

Guitars & Basses




Flying Wedge

NO. 2236



Wine red burgundy finished mahogany body. Two humbucking pickups that get driving rock sounds and gutsy blues. Chrome hardware. Deluxe machine heads. No. 2237 Hardshell case to fit. (all Electra guitars must be purchased with cases)

Electra Double Solids



ELECTRIC OAK No. 2247
A solid chunk of mahogany is hand carved with oak leaf design. "Tree of life" is inlaid in abalone on natural maple fingerboard. Twin humbucking pickups, deluxe machine heads.

GLOSS BURGUNDY No. 2259
Rich burgundy finished mahogany. Die cast vibrato tailpiece. Twin humbucking pickups, chrome hardware.

No. 2260 hardshell case fits both models (all Electra Guitars must be purchased with cases)

Avenger Series

Triple pickups are the outstanding feature of this model, giving the Avenger great versatility. Sharp biting trebles, "gutsy" rhythm or a "hollow" blues sound can be selected. Superior sustain is a product of extra string length with strings extending through the body and out the back of the guitar. Solid maple body is comfortably contoured front and back. Spring balance vibrato tailpiece.



NATURAL MAPLE No. 2275N
Beautiful natural maple finished to show off the grain of the wood.

IVORY CREAM No. 2275C
Striking ivory white body with natural maple fingerboard and headpiece.

SUNBURST No. 2275S
Subtle sunburst with arctic white pickguard. Rosewood fingerboard.

No. 2276 Hardshell case fits all Avenger models (all Electra Guitars must be purchased with cases)

Concert Professional



No. X510 Designed as the ultimate electric guitar for the jazz player. Has rich full acoustic sound. Sunburst curly maple top with matching two-piece sunburst curly maple back. Single double-coil humbucking pickup is mounted to the end of the fingerboard which allows the top to project more. Gold hardware. Height adjustable tailpiece allows player to tension strings to his convenience. Master volume control, tone and mid-range control. New genuine mother-of-pearl geometric fingerboard inlay. Single cutaway. Built in neck. Deluxe diecast machine heads.

No. C510 Hardshell case to fit
(all Electra Guitars must be purchased with cases)

Corsair Bass

A super versatile axe for the serious bass player. Three-position selector switch achieves three different sounds: Lead, with strong tones and good bottom suitable for jazz work. Center, with percussive bass and soft mellow overtones is excellent for solo work. Rhythm, with a bellowing bass and excellent sustain for rock. Has two sensitive pickups—one surrounding the strings for extra tonal response. Features a diecast 4-way adjustable tailpiece, slender fast neck and adjustable string mute.

CHERRY SUNBURST No. 2278
Rich sunburst over natural maple with rosewood fingerboard and pearloid fret inlays.

NATURAL MAPLE No. 2279
Beautifully grained maple body and natural maple fingerboard with black fret markers.

No. 2280 Oblong hardshell case fits both Corsair models
(all Electra Guitars must be purchased with cases)



Omega Guitars

with new Tone Spectrum Circuitry*

OMEGA FEATURES

- Tone Spectrum Circuitry*
- Permanently fixed neck gives better sustain.
- Extra dense body helps sustain
- Open lead pickup for sharper treble bite
- Bevelled back conforms to player's body for comfort.
- Special heavy duty die-cast machine heads are smooth and accurate



JET BLACK No. X210
Deep black finish with gold hardware. White celluloid binding.

CHERRY SUNBURST No. X220
Quality curly maple top with deep lacquered cherry red sunburst. Chrome hardware.

WHITE CURLY MAPLE No. X230
Natural curly maple top is beautifully flamed. Natural maple fingerboard; gold hardware.

No. C200—Hardshell case fits all Omega models (all Electric guitars must be purchased with case)

OMEGA TONE SPECTRUM CIRCUITRY

Electra Tone Spectrum Circuitry produces a wider range of tones and effects than are available on conventional electric guitars. The rotary selector switch allows you to throw the humbucking pickups in phase, out of phase, in series or in parallel which gives the player a greater variety of sounds.


A special capacitor network for each pickup gives the player even more special effects. Two color switches allow the player to activate these two networks. Literally hundreds of effects are available. A special tone chart giving various suggested settings comes with each Omega Guitar.

EXCLUSIVE DISTRIBUTORS • ST. LOUIS MUSIC

Rock Models

Traditional models with the sound and performance demanded by today's professional musicians. Electra Rock models have double coil humbucking pickups with the lead pickup exposed for extra treble bite and clarity. Extra attention to detail is evident in the bevelled back for player comfort. Extra models come with four-way adjustable bridge, fast neck with "U" channel reinforced adjustment rod and flat frets for playing ease.


No. 2243 Hardshell case fits all Rock Models
(all Electra guitars must be purchased with cases)



SUPER ROCK NATURAL No. 2249 White curly maple top has flame grain. Natural maple neck, chrome hardware.




ROCK STRAD No. X110 The Stradivarius of the line with unique antique spruce top. Deluxe machine heads, gold hardware.




SUPER ROCK SUNBURST No. 2245 Curly Maple top with sunburst finish. Maple neck and fingerboard. Chrome hardware, heavy duty machine heads.



SUPER MAGNUM No. 2258 Hand carved oak leaf design on natural maple body. Inlaid abalone "tree of life" design on rock maple fingerboard. Chrome hardware.



WHITE ZEPHER No. 2264 Ivory grained body with natural rock maple neck and fingerboard.



THE SUPER No. 2242 Mirror black finish with white celluloid binding and gold hardware.

THE POWERED AXE MPC...THE NEW GENERATION

with modular powered circuits
For Built-in Sound Effects


Sound effects previously attainable with an array of electronic pedals are now built in the new MPC (Modular Powered Circuits) series of Electras. Now you get effects and tonal ranges no ordinary guitar can achieve—all easily accessible at your fingertips.

MPC Electras work two ways:

- 1 Use the New Tone Spectrum Circuitry... controlled by the rotary switch to activate the two humbucking pickups in phase, out of phase, in series or parallel. This produces an amazing range of tones which are explained in detail under Omega models on page 4.
- 2 Use the Modular Powered Circuits... activated by twin power switches on the lower bout. Each switch activates a Modular Powered Circuit which gives special effects. These effects are then controlled with an individual potentiometer for each (to increase or decrease the intensity of the effect.) The other two speed knobs shown are master tone and volume controls. Play the Electra MPC with the Tone Spectrum Circuitry only or combine it with the modular powered circuits. You'll get an endless combination of sounds and effects.

Built-in modular powered circuits
eliminate electronic pedals

Interchangeable modules do away with the tangle of fuzz and wah-wah pedals, treble - bass boosters, phasers and other paraphernalia. MPC gets it all off the floor and into the back of the guitar! Modular Powered Circuits are easily snapped in and out of the back access panel, allowing for quick changes between sets or even between songs. NOTE: Overdrive and Phase Shift modules are standard equipment in the guitar. Others are optional.



- Modules Available Are
- No. MPC1 Phase Shifter
full phase shift with variable intensity. Standard equipment with the guitar.
 - No. MPC2 Dynamic Fuzz
Produces a controllable, smooth fuzz sound and enhances sustain. Optional.
 - No. MPC3 Treble-Bass Expander
widens the treble and bass response to produce a fantastic range of tones. Allows you to emphasize certain frequencies as a graphic equalizer. Optional.
 - No. MPC4 Tank Tone
Produces a hollow, percussive tone. Gets a wah-wah effect by using the intensity control. Optional.
 - No. MPC5 Power Overdrive
Move back the front row! This one blasts more power, sustain and rich harmonic overtones. Standard equipment.

Electra MPC Guitars

Other Outstanding Features

- Humbucking pickups . . . twin double coil humbuckers achieve rich harmonics, great sustain, driving trebles. Models X330 and X340 have extra sustain pickups.
- Die cast machine heads . . . are extremely smooth, give fast and accurate tuning. 12 to 1 gear ratio.



- Permanent fixed neck . . . embedded in the body promotes better sustain. Specially profiled for easier fingering.
- Mexican abalone inlay colorful genuine abalone fret markers are distinctive.
- New broad frets . . . make fingering and bending notes easier.

JET BLACK . . . No. X310
Deep black finish with gold plated hardware

TRANSPARENT APPLE RED . . . No. X320
Beautiful mahogany body with transparent deep wine burgundy finish. Gold plated hardware

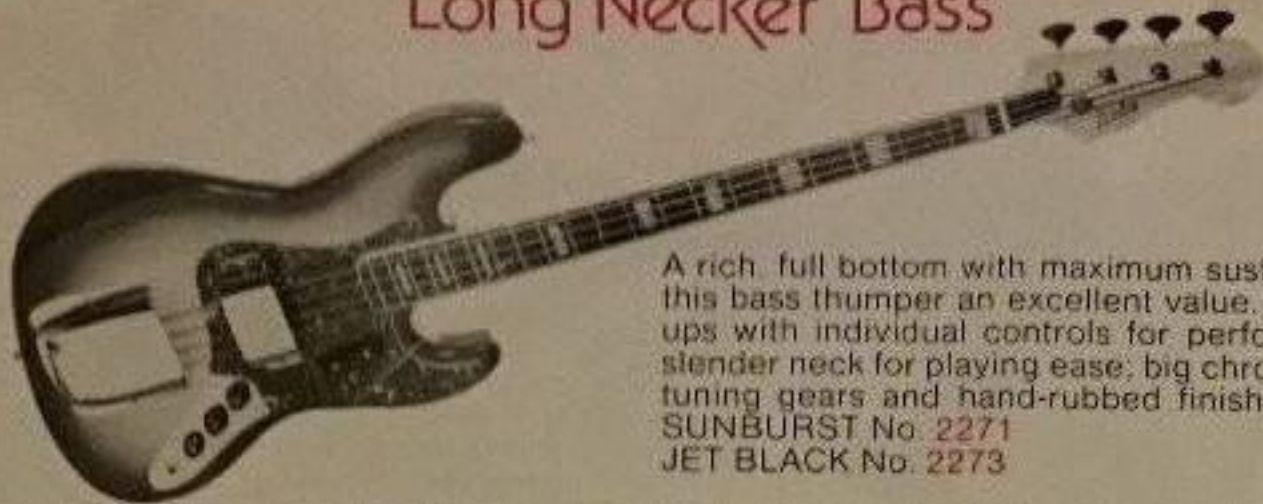
SLIPPER SUNBURST . . . No. X330
Curly maple top with golden red sunburst. Chrome hardware. This model comes with longer sustaining pickups.

NATURAL JACARANDA . . . No. X340
Satin finished jacaranda top. Gold hardware, black frets. Comes with longer sustaining pickups.



No. 2243—Hardshell case fits all models. All Electra guitars must be purchased in U.S.A.

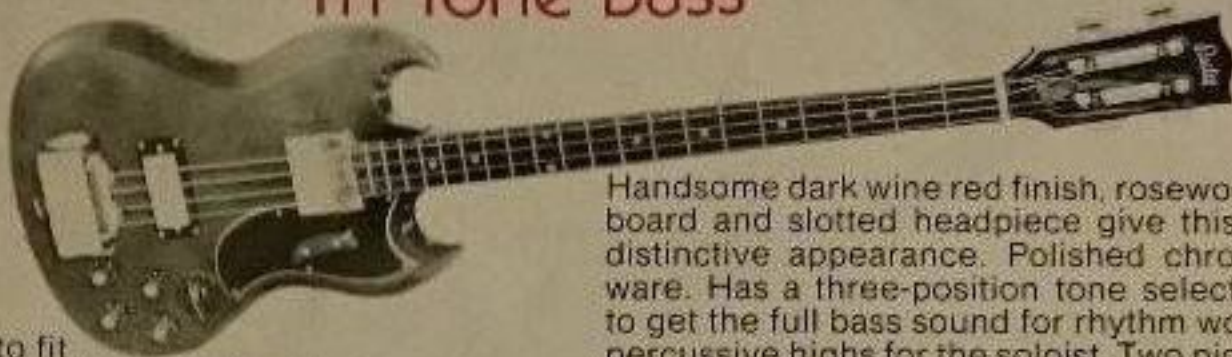
Long Necker Bass



A rich full bottom with maximum sustain makes this bass thumper an excellent value. Dual pickups with individual controls for performance; a slender neck for playing ease; big chrome button tuning gears and hand-rubbed finish for looks.
SUNBURST No. 2271
JET BLACK No. 2273

No. 2272 Hardshell case fits Long Necker models (all Electra guitars must be purchased with cases.)

Tri Tone Bass



Handsome dark wine red finish, rosewood fingerboard and slotted headpiece give this model a distinctive appearance. Polished chrome hardware. Has a three-position tone selector switch to get the full bass sound for rhythm work, or the percussive highs for the soloist. Two pickups with individual controls; fingertip adjustable mute.

TRI-TONE No. 2261

No. 2262 Hardshell case to fit
 (all Electra Guitars must be purchased with cases)

Semi-Acoustic Pro Models

Double cutaway semi-acoustics with a center slab running from the fixed neck through the body for improved sustain. Double coil humbucking pickups are extra responsive, yet do not feed back. Slender, fast neck has great feel and new broad surface frets promote easier finger action. New deluxe machine heads tune accurately and smoothly. Hand rubbed finish.

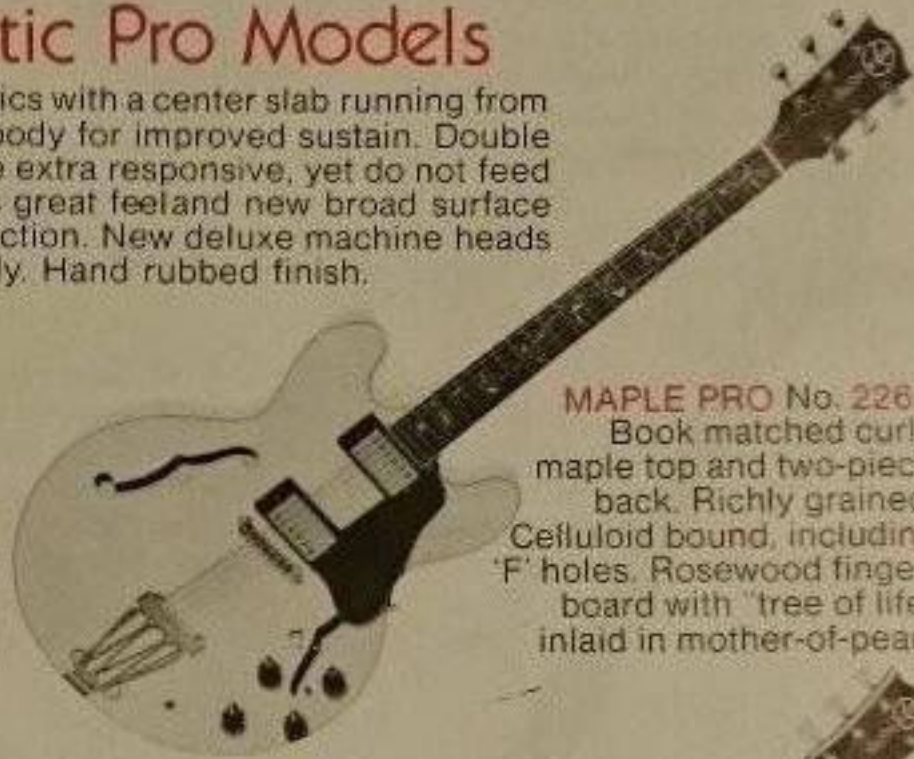
BURGUNDY PRO

No. 2266 Rich burgundy red finish is transparent to show mahogany grain. Pearloid inlay fret markers; chrome hardware.



MAPLE PRO No. 2267

Book matched curly maple top and two-piece back. Richly grained. Celluloid bound, including 'F' holes. Rosewood fingerboard with "tree of life" inlaid in mother-of-pearl.

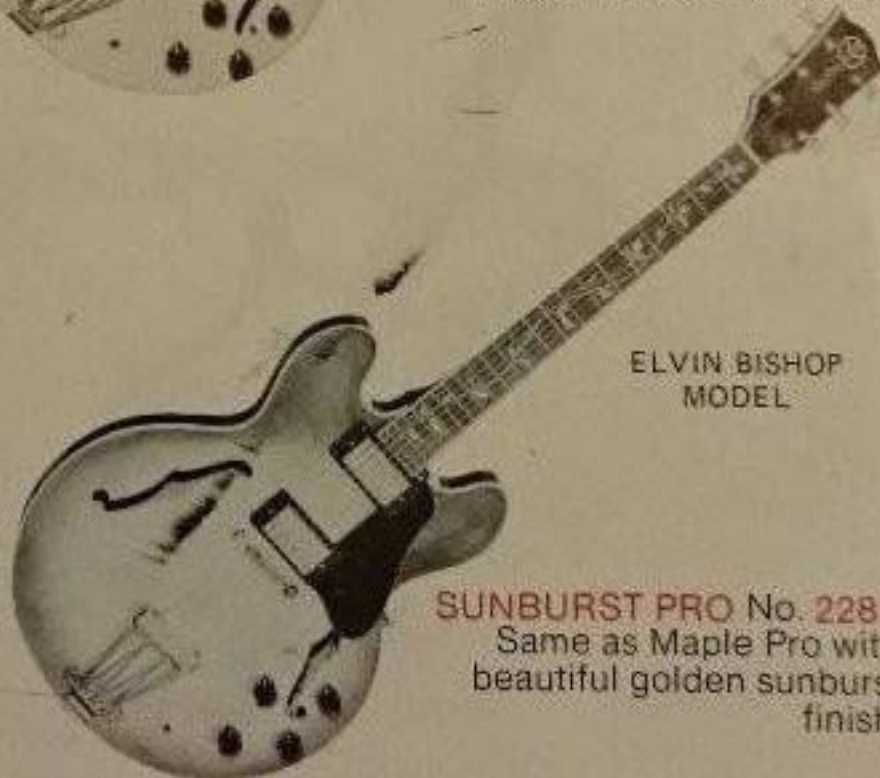


ANTIQUe MAPLE

No. X410 Antique brown curly maple finish blends with unique tortoise shell binding. Gold hardware; genuine mother-of-pearl inlaid in geometric pattern.



ELVIN BISHOP MODEL



SUNBURST PRO No. 2281

Same as Maple Pro with beautiful golden sunburst finish.

No. 2277 Hardshell case fits all Pro models.
 (all Electra guitars must be purchased with cases)