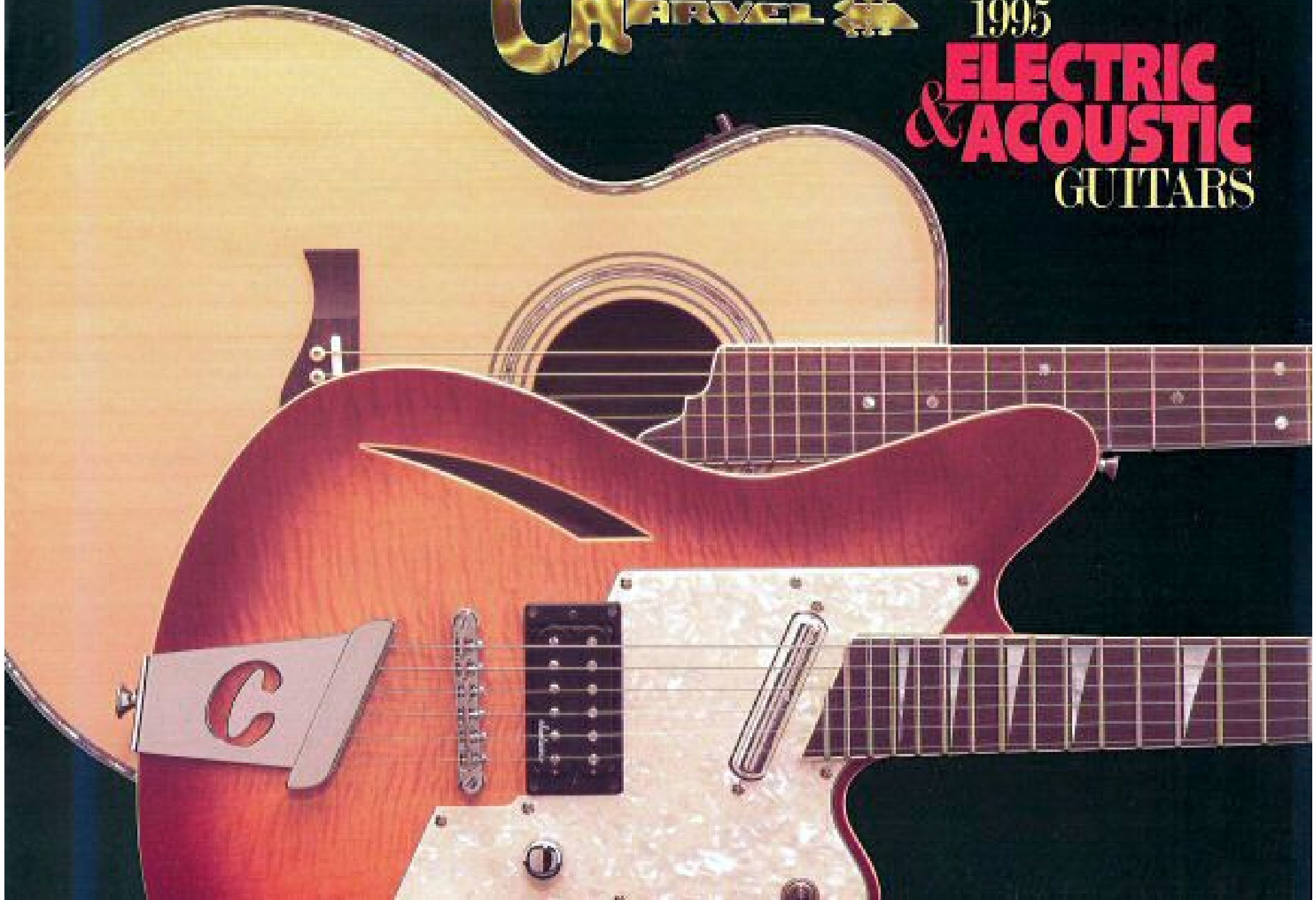


CHARVEL 

1995

**ELECTRIC
& ACOUSTIC
GUITARS**






Of all the guitar manufacturers in the world today, there are only a small number who are actually recognized as being truly innovative. Since 1978, Charvel has consistently designed and built what have become "the" definitive Rock & Roll instruments, played by some of the most prestigious guitarists of our time. Charvels have been copied and emulated, but never duplicated. Year after year, when you see an Artist using an instrument with our name attached, it's because of their recognition of our quality and not because we've paid them to do so, as it is with many of our competitors.

The bottom line is that when you look for a guitar, it's best to look beyond the hype and beyond the image and simply focus on the quality. When you do, we think you'll see why Charvel is recognized making the very best.



ELECTRICS

The LSX Series combines more traditional body styles with the most recent advancements in guitar bridge technology. Available with Wilkinson's HT-100 fixed bridge, VS-100 non-locking tremolo or the Floyd Rose double-locking system, the LSX offers a style for almost every type of player.



LSX-I

Wilkinson fixed bridge coupled with an Ash body gives the LSX-I a very warm and harmonically rich overall sound. Vintage style humbucking pickups are used to further enhance the sound of the Ash body.

BODY: Ash
NECK: Eastern Maple
FINGERBOARD: Rosewood
SCALE: 25.5 inch 22 frets
BRIDGE: Wilkinson HT-100
FINISHES: TR, TB, TS



LSX-II

Mahogany body with a JT-580LP double locking tremolo for those players who wish to have a double locking system and yet still maintain a full, rich, aggressive sound.

BODY: Mahogany
NECK: Eastern Maple
FINGERBOARD: Rosewood
SCALE: 25.5 inch 22 frets
BRIDGE: JT-580LP
FINISHES: TR, BLK



LSX-III

Quilted Maple top on a Mahogany body with the sought after Wilkinson non-locking tremolo system. Also features locking tuning gears and roller nut to greatly enhance the tuning stability of the instrument.

BODY: Quilted Maple top/Ash body
NECK: Eastern Maple
FINGERBOARD: Rosewood
SCALE: 25.5 inch 22 frets
BRIDGE: Wilkinson VS-100
FINISHES: NPB, NRB, NGB

ELECTRICS

The Surfcaster series of instruments represents a dramatic step forward in the evolution of the electric guitar. They are a true hybrid of all the things that make vintage instruments desirable, merged with modern materials and construction techniques for reliability and uncompromising performance.



SURFCASTER HT

BODY: Basswood or Mahogany* w / Figured top
NECK: Eastern Maple
FINGERBOARD: Bound Rosewood
SCALE: 25.5 inch 24 frets
BRIDGE: JT-390 w / tailpiece
CONTROLS: Volume, tone w / Push - Push, 3-way toggle
PICKUPS: Chandler LST (N) ; J-92C (B)
FINISHES: TR*, TO*, SGL*, BLK, TRQ, DMV, MAG



SURFCASTER 12

BODY: Basswood or Mahogany* w / Figured Maple top
NECK: Eastern Maple
FINGERBOARD: Bound Rosewood
SCALE: 25.5 inch 24 frets
BRIDGE: J-370
CONTROLS: Volume, Tone w / Push - Push, 3-way Toggle
PICKUPS: Chandler LST (N); Chandler LST (B)
FINISHES: TR*, TO*, SGL*, BLK, TRQ, MAG



SURFCASTER STD.

BODY: Basswood
NECK: Eastern Maple
FINGERBOARD: Rosewood
SCALE: 25.5 inches 22 frets
BRIDGE: JT-390
CONTROLS: Volume, Tone w / 5 Way Selector
PICKUPS: Chandler LST
FINISHES: BLK, TRQ, CB, DMV

ELECTRICS



LS1

One of several Charvel models designed to address the increasing demand for instruments with more traditional features. The LS1 Guitar uses a traditional dovetail joint to attach the neck to the body. This type of construction yields a very distinct tonal response, which makes its overall sound very warm and resonant.

BODY: Mahogany

NECK: Mahogany

FINGERBOARD: Bound Rosewood

SCALE: 25.5 inch - 22 frets

BRIDGE: JT-390

CONTROLS: Volume, Tone 3-Way Toggle

PICKUPS: J-50M (N), J-92C (B)

FINISHES: BLK, GLD, DMB



ATX

Designed for the guitarist searching for a true acoustic sound on stage without the feedback problems associated with putting a mike or a pickup into a traditional acoustic guitar. These new lightweight hybrids feature a Mahogany body, which has been hollowed out so that the overall final resonance is similar to that of an acoustic instrument.

BODY: Acoustically Chambered Mahogany with Maple top

NECK: Eastern Maple

BODY BINDING: Ivoroid

FINGERBOARD: Rosewood

SCALE: 25.5 inch - 24 frets

BRIDGE: Rosewood

CONTROLS: Volume, Bass, Mid, Treble

ELECTRONICS: Charvel Active Pre Amp

PICKUPS: Fishman AGP-125

FINISHES: TBLK, TS, TV, BLK, DMB, DMR



TX CUSTOM

The TX Custom takes a classic design and updates it to take full advantage of the dramatic advances that have been made in electric guitar pickup design and tremolo bridge technology. The TX Custom has all of today's state of the art advances already built in, so all you have to worry about is your music.

BODY: Basswood or Ash*

NECK: Eastern Maple

FINGERBOARD: Rosewood or Maple

SCALE: 25.5 inch - 22 frets

BRIDGE: J-380

CONTROLS: Volume, Tone w / push-push, 5-way switch

PICKUPS: J-100 (N), J-100RW (M), J-120 (B)

FINISHES: TS*, TB*, BLK, DMR,

TRQ

ELECTRICS

CHS SERIES GUITARS - Some people think you have to pay a small fortune to buy a quality instrument these days. There are an abundance of inexpensive guitars on the market, the only problem is most of them are poorly constructed and often times are very difficult to play. However, at Charvel, we have always taken the approach that quality doesn't have to be a reflection of cost. The first thing you'll notice about our CHS Series guitars is that they look and feel much more expensive than they are. Even though it may be your first, it's one of those guitars you'll keep for as long as you play.



CHS1

BODY: Solid Alder
NECK: Eastern Maple
FINGERBOARD: Rosewood
SCALE: 22 frets
BRIDGE: JT-480
FINISHES: BLK, DMB, BR, SW



CHS2

BODY: Solid Alder
NECK: Eastern Maple
FINGERBOARD: Rosewood
SCALE: 22 frets
BRIDGE: JT-480
FINISHES: BLK, DMB, BR, SW



CHS3

BODY: Solid Alder
NECK: Eastern Maple
FINGERBOARD: Rosewood
SCALE: 24 frets
BRIDGE: JT-480
FINISHES: BLK, DMB, BR, SW



CHS4

BODY: Solid Alder
NECK: Eastern Maple
FINGERBOARD: Rosewood
SCALE: 22 frets
BRIDGE: JB-340
FINISHES: BLK, DMB, BR, SW

AMPLIFIERS

CHARVEL STUDENT SERIES AMPS - Whether you are a beginner or more experienced player, you'll be surprised at the punch these Charvel amps deliver. Each of the guitar amps are dual channel and possess incredible overdrive for their compact size. Reverb is available on the CH200R, CH400 and CH600 and all amps have both effects loop and headphone out.



CH 200

CHANNELS: Two
HEADPHONE OUT: Yes
REVERB: No
POWER: 20 Watts
EQ: 4 Band
CABINET TYPE: Open Back
EFFECTS LOOP: Yes
OUTPUT TYPE: Solid State



CH 200R

CHANNELS: Two
HEADPHONE OUT: Yes
REVERB: Yes
POWER: 20 Watts
EQ: 4 Band
CABINET TYPE: Open Back
EFFECTS LOOP: Yes
OUTPUT TYPE: Solid State



CH 200B BASS

CHANNELS: One
HEADPHONE OUT: Yes
REVERB: No
POWER: 20 Watts
EQ: 4 Band
CABINET TYPE: Ported
EFFECTS LOOP: Yes
OUTPUT TYPE: Solid State



CH 400 STEREO CHORUS

CHANNELS: Two
HEADPHONE OUT: Yes
REVERB: Yes
POWER: 20 + 20 Watts
EQ: 3 Band
CABINET TYPE: Open Back
EFFECTS LOOP: Yes
OUTPUT TYPE: Solid State



CH 600 STEREO CHORUS

CHANNELS: Two
HEADPHONE OUT: Yes
REVERB: Yes
POWER: 30 + 30 Watts
EQ: 3 Band
CABINET TYPE: Open Back
EFFECTS LOOP: Yes
OUTPUT TYPE: Solid State




When Charvel acoustic instruments were first developed, our goal was to provide the working musician with a reasonably priced, high quality instrument which sounded perfect and looked great on stage.

For three generations of guitarists, the Charvel brand name has become synonymous with high quality, reliable performance and design innovation that have set it apart from all other guitar companies. Our acoustic models share the same roots and design philosophy as our electric guitars, this being to create premium quality instruments with no compromises at reasonable prices that musicians can afford.

625 SERIES

The unique size and shape of the Charvel 625 Series models give them a distinctive, rich tonality, yet they also have a bright edge to cut through when mixed with other instruments. Available in five different models ranging from a completely acoustic model to a custom twelve string. Every model, regardless of price, features the same Charvel dedication and commitment to unmatched quality and performance.



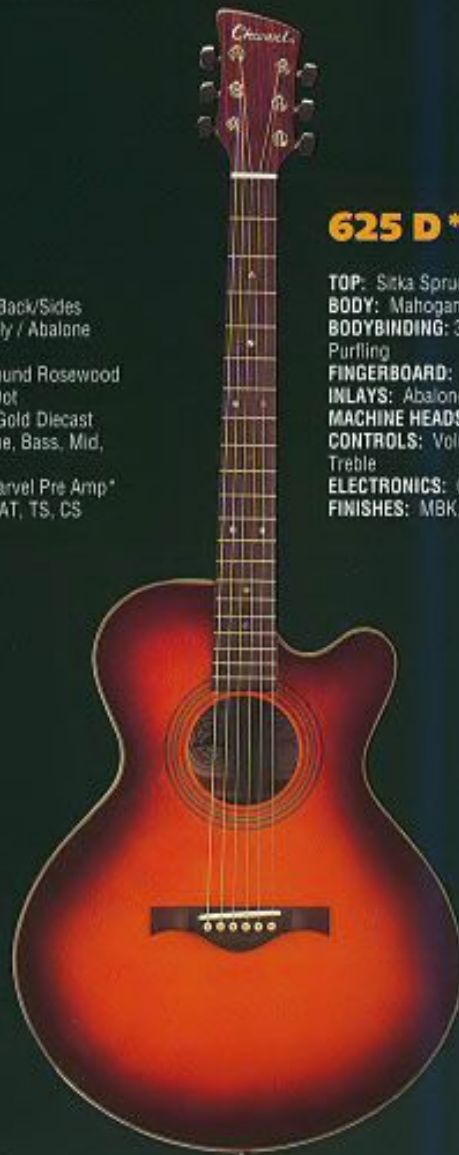
625

TOP: Sitka Spruce
BODY: Mahogany Back/Sides
BODYBINDING: 3 Ply / Abalone Purfling
FINGERBOARD: Rosewood
INLAYS: Abalone Dot
MACHINE HEADS: Chrome Diecast
CONTROLS: N/A
ELECTRONICS: N/A
FINISHES: MBK, NAT, TS, CS



625 C*

TOP: Sitka Spruce
BODY: Rosewood Back/Sides
BODYBINDING: 3 Ply / Abalone Purfling
FINGERBOARD: Bound Rosewood
INLAYS: Abalone Dot
MACHINE HEADS: Gold Diecast
CONTROLS: Volume, Bass, Mid, Treble
ELECTRONICS: Charvel Pre Amp*
FINISHES: MBK, NAT, TS, CS



625 D*

TOP: Sitka Spruce
BODY: Mahogany Back/Sides
BODYBINDING: 3 Ply / Abalone Purfling
FINGERBOARD: Rosewood
INLAYS: Abalone Dot
MACHINE HEADS: Chrome Diecast
CONTROLS: Volume, Bass, Mid, Treble
ELECTRONICS: Charvel Pre Amp*
FINISHES: MBK, NAT, TS, CS

ACOUSTICS



625 F*

TOP: Figured Maple
BODY: Rosewood Back/Sides
BODYBINDING: 3 Ply / Abalone Purfling
FINGERBOARD: Bound Rosewood
INLAYS: Abalone Dot
MACHINE HEADS: Gold Diecast
CONTROLS: Volume, Bass, Mid, Treble
ELECTRONICS: Charvel Pre Amp*
FINISHES: TS, TR, TBLK



625C 12*

TOP: Sitka Spruce
BODY: Rosewood Back/Sides
BODYBINDING: 3 Ply / Abalone Purfling
FINGERBOARD: Bound Rosewood
INLAYS: Abalone Dot
MACHINE HEADS: Chrome Diecast
CONTROLS: Volume, Bass, Mid, Treble
ELECTRONICS: Charvel Pre Amp*
FINISHES: MBK, NAT, TS



725 & 725E*

TOP: Solid Spruce
BODY: Mahogany Back/Sides
BODYBINDING: 3 Ply / Abalone Purfling
FINGERBOARD: Rosewood
INLAYS: Abalone Dot
MACHINE HEADS: Chrome Diecast
FINISHES: Natural Satin

725E - Same except with Charvel Pre Amp



750E*

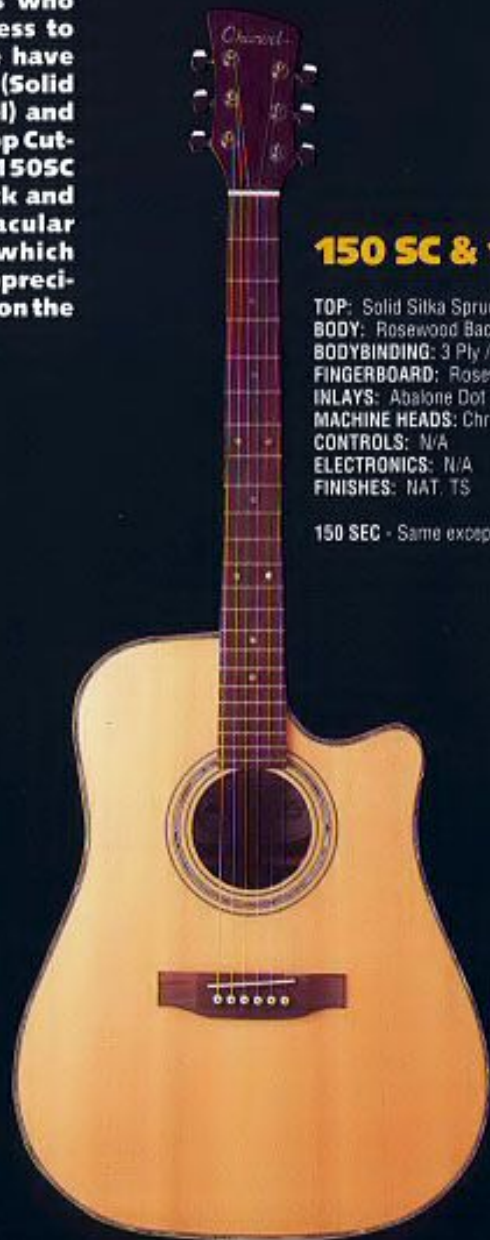
TOP: Solid Spruce
BODY: Figured Maple Back/Sides
BODYBINDING: 3 Ply / Abalone Purfling
FINGERBOARD: Rosewood
INLAYS: Abalone Dot
MACHINE HEADS: Gold Diecast
FINISHES: Trans. Amber

* INCLUDES CHARVEL PREAMPLIFIER SYSTEM

Designed and manufactured in England, the Charvel Acoustic Preamplifier offers superb dynamic range and tonal flexibility. Each unit features three band equalization and gain control for accurate and complete flexibility in the tailoring of your sound. The Charvel Preamplifier will impedance match to whatever type of amplifier or recording input you plug it into, so there is never a need for any additional transformers or other outboard devices.

ACOUSTICS

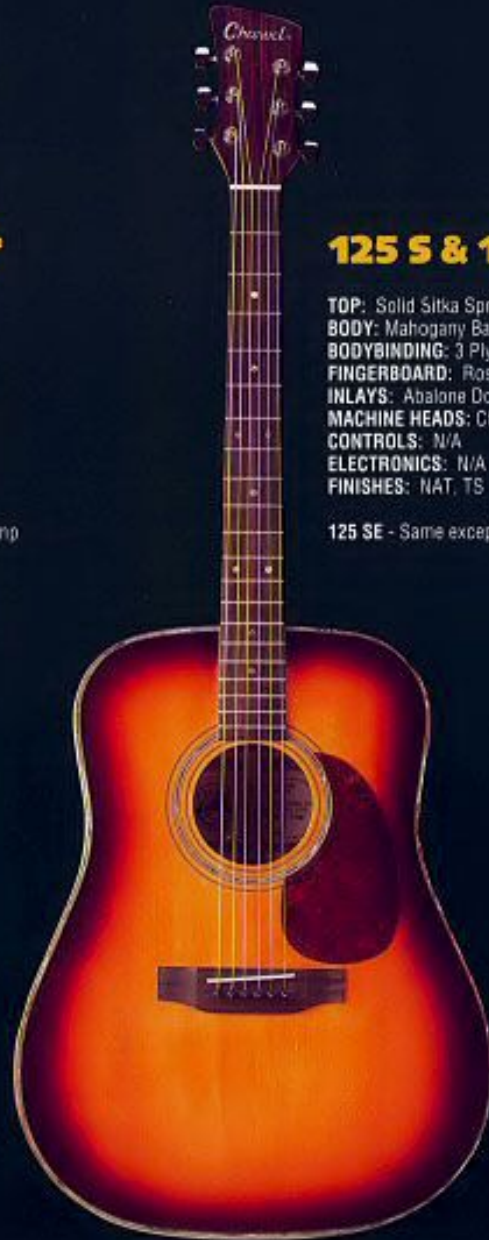
For those guitarists who need improved access to the upper frets, we have created the **150SC** (Solid Top Cutaway model) and the **150SEC** (Solid Top Cutaway Electric). The **150SC** uses Rosewood back and sides for a spectacular treble response, which will be especially appreciated when you play on the higher registers.



150 SC & 150 SEC *

TOP: Solid Sitka Spruce
BODY: Rosewood Back/Sides
BODYBINDING: 3 Ply / Abalone Purfling
FINGERBOARD: Rosewood
INLAYS: Abalone Dot
MACHINE HEADS: Chrome Diecast
CONTROLS: N/A
ELECTRONICS: N/A
FINISHES: NAT, TS

150 SEC - Same except with Charvel Pre-Amp



125 S & 125 SE *

TOP: Solid Sitka Spruce
BODY: Mahogany Back/Sides
BODYBINDING: 3 Ply / Abalone Purfling
FINGERBOARD: Rosewood
INLAYS: Abalone Dot
MACHINE HEADS: Chrome Diecast
CONTROLS: N/A
ELECTRONICS: N/A
FINISHES: NAT, TS

125 SE - Same except with Charvel Pre-Amp

Built around the traditional Dreadnought body shape, these models feature solid Spruce tops for unsurpassed tonal range. Each uses a refined bracing pattern to further allow the top to vibrate freely while still offering full strength and rigidity to the instrument. Abalone trim inlaid around the sound hole and top.

ACOUSTICS

These two no-nonsense guitars are your passport to the enjoyment of acoustic guitar playing. Perfect for those occasions when you want to play with friends or create in your own private space, the 550 and 550C offer first rate playability and sound for very affordable prices.



550 & 550E

TOP: Sitka Spruce
BODY: Mahogany Back/Sides
BODYBINDING: Black
FINGERBOARD: Rosewood
INLAYS: Center Dot
MACHINE HEADS: Chrome Diecast
FINISHES: NAT, MAH (MAH not available on 550E)


550E - Same except with Charvel Pre-Amp



550C & 550CE

TOP: Sitka Spruce
BODY: Mahogany Back/Sides
BODYBINDING: Black
FINGERBOARD: Rosewood
INLAYS: Center Dot
MACHINE HEADS: Chrome Diecast
FINISHES: NAT, MAH (MAH not available on 550CE)

550CE - Same except with Charvel Pre-Amp





CHARVEL GUITAR COMPANY
P.O. BOX 2344
FORT WORTH, TX 76113
817-336-5114

© 1995 CHARVEL GUITAR CO. ALL RIGHTS RESERVED.
FOR IMPROVEMENT PURPOSES,
SPECIFICATIONS SUBJECT TO CHANGE
WITHOUT PRIOR NOTICE.

