

YAMAHA ELECTRIC GUITARS

ART FOR THE ARTIST'S SAKE



Making music is an art. So is making instruments that produce music through the artist's hands. Precise responsiveness, sensitivity and exquisite tonality are all required characteristics of a musical instrument if the player is to have maximum freedom in creative expression. The fact that Yamaha electric guitars and basses offer precisely these characteristics is what makes them so popular with performing professionals throughout the world.

The Yamaha approach to making guitars is that of the artist, craftsman and engineer all rolled into one. Every aspect of every instrument—response, sound,

feel and aesthetic appeal—must be perfect before it is placed in the hands of those who depend on Yamaha quality—studio, stage and club performers, as well as up-and-coming amateurs.

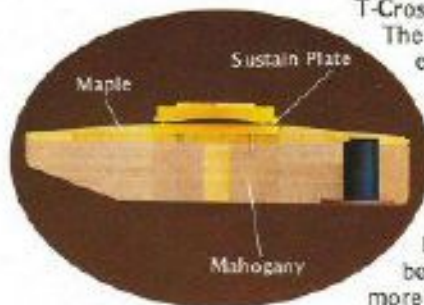
This sensitivity to the needs of musicians in all fields is an irrepressible dedication that Yamaha has developed through more than a century of producing fine musical instruments for the most critical performers. History speaks for itself, and it's to your advantage to let it speak for you through a Yamaha electric guitar or bass.



Solidbody Electric Guitars

SBGseries

For superb responsiveness and playability these two guitars are exceptional. The super sensitivity and power from their newly designed high output, wide range humbucking pickups coupled with arched top, laminated body construction of specially selected woods achieves the perfect balance of sustain and tonal definition.



T-Cross Maple Structure and Sustain Plate

The SBG2000 employs Yamaha's exclusive T-Cross maple construction, which provides faster transmission of string vibration from the top of the body to the back. This means quick attack response and clear, firm sound quality. In addition, a thick, solid brass sustain plate is embedded below the bridge in the body for more uniform resonance and lengthened sustain.



One-Piece Body and Neck

The SBG2000 features one-piece construction of laminated maple and mahogany from the top of the head-

stock to the heel of the body. This ensures stability for maximum tonality and increased playability.



Coil-Splitting System

The SBG2000 has a special coil-splitting system that provides a choice of humbucking or single-coil pickup sounds at the touch of a finger. Unlike similar systems that use pull-push type switches, Yamaha utilizes a more convenient push-push mechanism. A light tap on either of the tone control knobs changes its pickup from humbucking to single-coil mode or vice-versa. Used in combination with the pickup selector switch, this gives you eight different basic tonal possibilities—with greater-than-ever operation ease.



Precise Torque Tuning Pegs

These models are fitted with what we consider to be the finest tuning pegs available. They are designed with a 15:1 ratio, substantially higher than other brands. Smooth turning and with no backlash, they make tuning an easy job. Other benefits include permanent lubrication, adjustable tension, and a loaded mechanism that automatically takes up wear.

SBG2000

- Two high output, Yamaha humbucking pickups.
- T-cross maple construction for increased sustain.
- Unique coil tap switch incorporated in the tone control.
- Solid brass block mounted for long sustain and stable intonation.

BODY: Solid mahogany with carved maple top.

FINGER BOARD: Bound ebony, split pearl inlays, 22 frets—24 $\frac{3}{4}$ " scale.

NECK: Laminated rock maple and mahogany through body.

COLORS: Black, Brown, Cherry Sunburst, Cherry, Brown Sunburst*

SBG500

- Two newly designed high output, wide range humbucking pickups.
- Individual volume and tone controls—smooth, linear response.
- Special knurled barrel style control knobs.
- Over the binding frets for increased playing surface.


BODY: Solid agathis with carved maple top.

FINGER BOARD: Bound rosewood, dot inlays, 22 frets—24 $\frac{3}{4}$ " scale.

NECK: Maple—set in body.

COLORS: Burgundy, Brown Sunburst*

Asterisk indicates the color in the photo.*



SBG2000

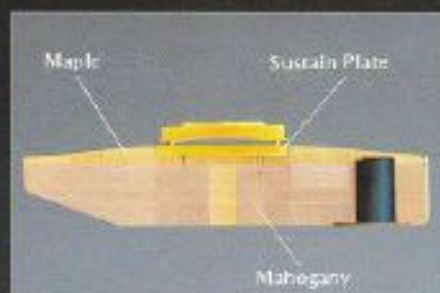


SBG500

Solidbody Electric Guitars


SGseries

Faultless craftsmanship in a uniquely laminated body plus all new open-type humbucking pickup design deliver outstanding sustain and bright, sparkling sound. Clean, uncluttered double cut-away design affords easy access all the way to the highest notes.



T-Cross Maple Structure and Sustain Plate

This unique structure of the SG2000, in which maple pieces are set in a T-shape inside the mahogany body, and a thick, solid brass plate is mounted under the bridge. They provide: fast, accurate transmission of string vibrations from body top to back, longer sustain, excellent attack response and firm sound quality.



Precise Torque Tuning Pegs

The SG2000 and the SG1000 employ carefully-designed Yamaha tuning pegs, which are clearly superior to conventional types. They have a 15:1 ratio, much higher than ordinary pegs, and turn smoothly, without a trace of backlash.



Tone-Bypass Circuit

When volume and tone controls of the SG1000 are set to "10", pickup pulses bypass these controls and are fed directly to the amplifier. For brilliant and loud sounds.



One-Piece Body and Neck

Yamaha builds the SG2000 of carefully selected maple and mahogany laminated together in a one-piece construction from the top of the headstock to the bottom of the body. This solid construction ensures stability for maximum tonality and increased playability.



Coil-Splitting System

The SG1000 and the SG800 feature this unique system to expand tonal flexibility. A light tap on either tone control knob will change its pickup from humbucking to single-coil sound, or back again. Unlike other systems which use pull-push controls, the Yamaha system in push-push, for faster, easier switching. Used together with the pickup selector switch, this system lets you instantly choose which of the eight tonal combinations you desire.

SG2000


- Two high output, Yamaha humbucking pickups.
- Yamaha high ratio tuning machines-adjustable tension.
- T-cross maple construction for increased sustain.
- Solid brass block mounted for long sustain and stable intonation.


BODY: Solid mahogany with carved maple top.

FINGER BOARD: Bound ebony, split pearl inlays, 22 frets—23 1/2" scale.

NECK: Laminated rock maple and mahogany through body.

COLORS: Black, Brown, Cherry Sunburst* Cherry, Brown Sunburst.





SG1000

- Two high output, Yamaha humbucking pickups.
- Tone-bypass circuit for the original clarity.
- Smooth, linear volume and tone controls.
- Unique coil tap switch incorporated in the tone control.


BODY: Solid mahogany with carved maple top.

FINGER BOARD: Bound ebony, split pearl inlays, 22 frets—24 $\frac{3}{4}$ " scale.

NECK: Maple/mahogany construction, set in body.

COLORS: Cherry Sunburst, Brown Sunburst*.

(Left-handed model can be specially ordered.)



SG800


- Two newly developed, high output humbucking pickups.
- Chrome-plated individual tuning machines—torque adjustable.
- Smooth, linear volume and tone controls.
- Unique coil tap switch incorporated in the tone control.

BODY: Nato with carved maple top.

FINGER BOARD: Bound rosewood, split inlays, 22 frets—24 $\frac{3}{4}$ " scale.

NECK: Mahogany—set in body.

COLORS: Oil Stain*.



SG600

- Two newly developed, high output humbucking pickups.
- Chrome-plated individual tuning machines—torque adjustable.
- Smooth, linear volume and tone controls.

BODY: Solid agathis with carved maple top.


FINGER BOARD: Bound rosewood, dot inlays, 22 frets—24 $\frac{3}{4}$ " scale.

NECK: Mahogany—set in body.

COLORS: Tobacco Sunburst*.

SSC500 Solidbody Electric Guitar

Extended output and outstanding sound versatility.



- Specially designed bar magnet pickups.
- Individual pickup selector switches.
- Neck and bridge pickups have tapped coils.
- Unique coil tap switch incorporated in the tone control.
- Smooth, linear volume and tone controls.

BODY: Solid alder.
FINGER BOARD: Rosewood, dot inlays, 21 frets—25½" scale.
NECK: Maple—set in body.
COLORS: Natural, Brown Sunburst*, Burgundy



Unique Single-Coil Pickups

These special Yamaha-designed pickups of the SSC500 utilize a single bar magnet rather than the individual pole pieces usually found on this type pickup. This ensures smooth response, with no loss of volume even when bending strings. Additionally, the number of coil winding has been increased, boosting output and adding depth to the overall sound.



Coil Tap Switch

The SSC500 also features a unique coil tapping system. The coils on the bridge and neck pickups are tapped at a point two-thirds of the way through the winding. The tone control incorporates a push-push function, allowing you to choose between a bright, crisp single-coil sound, and the full, rich, powerful sound of these new Yamaha pickups. This feature, coupled with the three individual pickup switches, gives you a wide range of tonal possibilities.




Coil Splitter

The SHB400 tone control incorporates a push-push function which switches the pickups from humbucking to single-coil mode. The warm sustain of humbucking or the bright single-coil sound can be selected at the touch of a finger—giving you a variety of tonal combinations for both solo and rhythm playing.

SHB400 Solidbody Electric Guitar


A beautiful performer with humbucking and single-coil sound.



- Two dual sound, high output humbucking pickups.
- Special coil splitter switch located in the tone control.
- Smooth, linear volume and tone controls.
- Comfortable contoured body design.

BODY: Solid alder.
FINGER BOARD: Rosewood, dot inlays, 22 frets—24¾" scale.
NECK: Maple—set in body.
COLORS: Natural, Chestnut*

SANTANA



Semi-Acoustic Guitars

SA series

For that smooth, mellow jazz sound the SA2000S and SA1200S with their selected spruce tops are undoubtedly the professionals choice. They also feature Yamaha's unique Bi-Sound single-coil/humbucking pickup switching system for exceptional tonal flexibility. An outstanding alternative is the SA2000 with a choice beech and birch body and a mahogany neck for really meaty, perfectly balanced sound.



Stop Tailpiece

Remarkably long sustain is delivered by the sturdy, finely crafted stop tailpiece, which is firmly bolted to a laminated maple and spruce block inside the body. The stud-type bridge is also carefully designed and positioned to faithfully transmit string vibrations to the body.



Coil-Splitting System

Yamaha's way of giving you a greatly expanded range of tonal possibilities for the SA2000S, SA1200S and AE series. Each tone control knob incorporates a push-push function which changes its pickup from humbucking to single-coil mode or back. Used in combination with the pickup selector switch, this gives you eight different tonal choices at the brief touch of a finger. In addition, special damping prevents the occurrence of howling.

SA2000S

- Dual high intensive humbucking pickups.
- Unique coil tap switch incorporated in the tone control.
- Yamaha gold-plated stop-bar tailpiece for additional sustain and high response.
- Yamaha special truss rod held in an aluminum channel.

BODY: Arched spruce top, beech and birch back.

FINGER BOARD: Bound ebony, split block inlays, 22 frets -24 $\frac{3}{4}$ " scale.

NECK: Mahogany-set in body.

COLORS: Antique Stain*, Burgundy

SA2000

- Dual high intensive humbucking pickups.
- Yamaha gold-plated stop-bar tailpiece for additional sustain and high response.
- Yamaha special truss rod held in an aluminum channel.

BODY: Arched beech and birch top and back.

FINGER BOARD:

Bound ebony, split block inlays, 22 frets -24 $\frac{3}{4}$ " scale.

NECK: Mahogany-set in body.

COLORS: Brown Sunburst, Burgundy*

SA1200S



- Two chrome-plated humbucking pickups.
- Unique coil tap switch incorporated in the tone control.
- Yamaha chrome-plated stop-bar tailpiece for additional sustain and high response.
- Yamaha special truss rod held in an aluminum channel.

BODY: Arched spruce top, beech and birch back.

FINGER BOARD: Bound ebony, dot inlays, 22 frets -24 $\frac{3}{4}$ " scale.

NECK: Mahogany-set in body.

COLORS: Brown Sunburst*, Burgundy



Electric Acoustic Guitars

AEseries

Featuring precision craftsmanship and the kinds of materials found in only the finest acoustic guitars, the AE2000 and AE1200 provide the warm sound and intimate playability that contemporary jazz and crossover musicians demand.



Solid, Planed Spruce Top

Made of the finest spruce, carefully selected by our woodworking experts, the top of the AE2000 is a solid piece, finely planed, and featuring the exclusive Yamaha bracing pattern. It is an important factor in the superb delicacy and tone quality of the AE2000's sound.


AE2000

- Two gold-plated Yamaha humbucking pickups.
- Unique coil tap switch incorporated in the tone control.
- Deluxe gold-plated individual tuning machines—torque adjustable.
- Grenadilla bridge for faithful string vibration.

BODY: Solid planed spruce top, beech and birch for back and rims.

FINGER BOARD: Bound ebony, split block inlays, 20 frets—25 $\frac{1}{2}$ " scale.

NECK: Maple—set in body
COLOR: Antique Stain*




AE1200

- Two gold-plated Yamaha humbucking pickups.
- Unique coil tap switch incorporated in the tone control.
- Deluxe gold-plated individual tuning machines—torque adjustable.
- Ebony bridge for faithful string vibration.

BODY: Arched solid spruce top, beech and birch for back and rims.

FINGER BOARD: Bound ebony, split block inlays, 20 frets—25 $\frac{1}{2}$ " scale.

NECK: Maple—set in body
COLOR: Antique Stain*



Solidbody Bass Guitars

BBseries

Solid alder bodies and new Yamaha split-type pickups combine to provide full, balanced response plus startling punch and definition. These bass guitars were developed in cooperation with some of today's top performing professionals, so you're guaranteed ideal sound and responsiveness for contemporary playing styles.



Single-Coil Pickup

This unique Yamaha design employs a single bar magnet mounted on the bridge side. Equipped for the BB2000, this delivers a crisp, funky sound with exceptional clarity in the high register range.



One-Piece Body and Neck

In this type of construction of the BB2000 and BB1200, the body and neck are carved from a single block of wood. This complete stability from the top of the headstock to the heel of the

body ensures excellent transmission of string vibration to the pickups for fine tonality and greater playability at high positions.



Split Pickup for Best Tonal Balance

The Yamaha BB bass guitar series uses a split pickup which is an improvement over conventional types. The pickup for upper register sounds is on the neck side, while that for low tones is on the bridge side. This provides tonal balance superior to ordinary bass pickups throughout the sound range.



Torque-Adjustable Tuning Pegs

These Yamaha-designed, heavy duty, torque-adjustable tuning pegs enable highly accurate tuning, and turn with a smooth, positive feel.

BB2000

- One split pickup and one specially designed bar magnet pickup.
- Die-cast bridge for perfect intonation and string alignment.
- 3-position toggle switch for pickup selection.
- Heavy duty truss rod encased in a special aluminum channel.

BODY: Solid alder laminated with maple and mahogany.

FINGER BOARD: Ebony, elliptic inlays, 21 frets—33-7/8" scale.

NECK: Laminated rock maple and mahogany through body.

COLORS: Natural*, Brown Stain*
(Fretless model can be specially ordered.)

BB1200

- Yamaha designed split pickup.
- Die-cast bridge for perfect intonation and string alignment.
- Torque adjustable tuning machines—chrome plated.
- Heavy duty truss rod encased in a special aluminum channel.

BODY: Solid alder laminated with maple and mahogany.

FINGER BOARD: Ebony, elliptic inlays, 21 frets—33-7/8" scale.

NECK: Laminated rock maple and mahogany through body.


COLORS: Natural*, Brown Stain*
(Left-handed model can be specially ordered.)



BB2000



BB1200



BB1000


- Yamaha designed split pickup.
- Die-cast bridge for perfect intonation and string alignment.
- Torque adjustable tuning machines—chrome-plated.
- Heavy duty truss rod encased in a special aluminum channel.

BODY: Solid alder.

FINGER BOARD: Ebony, elliptic inlays, 21 frets—33-7/8" scale.

NECK: Maple—detachable.

COLORS: Natural, Sunburst*



BB800


- Yamaha designed split pickup.
- Die-cast bridge for perfect intonation and string alignment.
- Torque adjustable tuning machines—chrome-plated.
- Heavy duty truss rod encased in a special aluminum channel.

BODY: Solid alder.

FINGER BOARD: Rosewood, pearl dot inlays, 21 frets—33-7/8" scale.

NECK: Maple—detachable.

COLORS: Brown, Black*



BB400

- Yamaha wide-range split pickup.
- Chrome-plated individual tuning machines—torque adjustable.
- Unique BB-series bridge with increased mass for added sustain.
- Heavy duty truss rod encased in a special aluminum channel.

BODY: Solid alder.

FINGER BOARD: Rosewood, dot inlays, 21 frets—33-7/8" scale.

NECK: Maple—detachable.

COLORS: Natural, Chestnut*

Solidbody Bass Guitars

SBseries

For that really heavy, solid bass sound the SB series basses are ideal. They feature sensitive 8-pole, single-coil pickups for exceptional power, and an integrated bridge/sustain plate ensures smooth, singing sustain throughout the entire bass range.



One-Piece Body and Neck

The SB1200S is constructed of a single piece of laminated maple and mahogany, from the top of the headstock to the heel of the body. This strong, stable structure gives them the ability to produce firm, powerful, sustained bass tones.



Integrated Sustain Plate and Bridge

In order to obtain accurate transmission of string vibration, as well as improved sustain performance, the bridge and sustain plate are mounted as a single unit. An extra advantage is the groove on the bridge which fixes the bridge saddle in position to match all styles of play.

SB1200S


- Two adjustable and high-fidelity pickups—8-pole, single coil.
- Integrated sustain plate and bridge for increased sustain effect.
- Torque adjustable tuning machines—chrome-plated.
- One volume control for each pickup and one master tone control.

BODY: Maple/Nato/
Maple laminated

FINGER BOARD:
Bound maple, elliptic
inlays, 21 frets
—33-7/8" scale.

NECK: Laminated rock
maple and mahogany
through body.

COLORS: Persimmon
Red, Oil Stain*



SB800S

- Two adjustable and high-fidelity pickups—8-pole, single coil.
- Integrated sustain plate and bridge for increased sustain effect.
- Torque adjustable tuning machines—chrome-plated.
- One volume control for each pickup and one master tone control.

BODY: Maple/Nato/
Maple

FINGER BOARD:
Maple, dot inlays,
21 frets—33-7/8"
scale.

NECK: One-piece
solid maple—detach-
able.

COLOR: Oil Stain*



SB500S

- Two adjustable and high-fidelity pickups—8-pole, single coil.
- Integrated sustain plate and bridge for increased sustain effect.
- Torque adjustable tuning machines—chrome-plated.
- One volume control for each pickup and one master tone control.

BODY: Solid nato

FINGER BOARD:
Maple, dot inlays,
21 frets—33-7/8"
scale.

NECK: One-piece
solid maple—detach-
able.

COLOR: Brown Sun-
burst*



SINCE 1887  **YAMAHA**
NIPPON GAKKI CO., LTD. HAMAMATSU, JAPAN

For details please contact:

LM-22 81500 © Printed in Japan

