

CATALOGUE

EDITION 2002

BRAKE DRUM & DISC



ALPHABETICAL INDEX



Alexander	1
Bedford	2
Benalu	3
Berkhof PSV	4
Bova	5
BPW	6-7
Colaert	8
Fruehauf (GB)	9
Daf	10-12
Dennis	13
Dodge	14
ERF	15
Fiat	16
Foden	17
Ford	18
Fruehauf (France)	19
Hino	20
Iveco	21-26
Kassbohrer	27
Leyland	28
LDV / Freight Rover	29
MAN	30-31
MCW	32
Mercedes	33-40
Neoplan	41
Optare PSV	42
Renault	43-53
ROR/ Meritor	54
SAE	55-56
SAF	57-58
Scania	59
Setra	60
SMB	61
Steyr	62
Trailor	63-64
Van Hool	65
Volvo	66-69
York	70
Cross Reference guide	71



NUMERICAL INDEX



ABAL	PAGE	ABAL	PAGE	ABAL	PAGE	ABAL	PAGE	ABAL	PAGE
10-063	54	40-00370	54	40-01600	8	40-03023	57	40-03436	35
10-065	9,19	40-00374	3,6	40-01601	8	40-03030	58	40-03439	37
10-066	9,19	40-00377	3,6,19	40-01602	8	40-03032	57	40-03440	36
10-067	3,9,54	40-00412	50	40-01606	8	40-03037	58	40-03441	35
10-068	3,9,54	40-00421	44	40-01607	8	40-03053	63	40-03448	35
10-069	54	40-00426	44	40-01610	3,8	40-03055	57	40-03449	35
10-070	9,54	40-00454	44	40-01611	3,8	40-03060	57,63	40-03474	34
10-072	70	40-00519	23	40-01612	8	40-03064	30,37	40-03475	34
10-073	70	40-00520	23	40-01613	8	40-03065	30,37	40-03476	35
10-074	70	40-00598	45	40-01622	8	40-03066	33	40-03477	35
10-075	70	40-00601	5,60,65	40-01623	8	40-03067	34	40-03478	35
10-077	54	40-00602	60	40-01630	8	40-03069	34	40-03479	35
10-298	9,70	40-00620	62	40-01633	8	40-03071	35	40-03480	35
10-623	70	40-00621	62	40-01636	8	40-03075	30,31,37,40	40-03494	30,31,36,40,41
10-624	70	40-00787	48,50	40-01640	8	40-03085	30,36	40-03495	30
10-626	64	40-00814	19	40-01642	8	40-03154	34	40-03559	11
10-627	64	40-00826	19	40-01728	45,46,49,52	40-03155	34	40-03579	11
10-628	64	40-00833	19,61	40-01775	48,50	40-03211	36,41	40-03614	59
10-629	64	40-00835	9	40-01779	70	40-03214	36	40-03618	59
10-664	58	40-00857	48,50	40-01780	70	40-03218	35	40-03624	11
10-711	57	40-00892	19,61	40-01782	48	40-03223	35	40-03626	12
10-719	57	40-00893	19,61	40-01783	48	40-03224	33	40-03644	12
10-720	57	40-00982	25	40-01831	22	40-03228	34	40-03645	12
10-832	54	40-00983	25	40-01845	23,25,65	40-03229	34	40-03646	10,11
10-855	70	40-00984	23	40-01884	26,65	40-03230	34	40-03647	11
10-855/1	70	40-00985	25	40-02003	51	40-03247	12	40-03648	11
10-856	70	40-00986	25	40-02018	51	40-03253	34	40-03649	11
10-856/1	70	40-00987	25	40-02028	51	40-03255	36	40-03662	12
10-874	54	40-00988	25	40-02031	51	40-03260	36	40-03663	10
10-976	6	40-00989	25	40-02038	51	40-03263	33,40	40-03666	12
10-977	7	40-00990	46,52	40-02039	51	40-03267	33,40	40-03668	12
10-978	7	40-01016	22	40-02620	20	40-03270	35	40-03669	12
10-979	7	40-01020	26,65	40-02622	20	40-03271	35	40-03674	10,11
40-00101	52	40-01037	23,24	40-02623	20	40-03272	13	40-03679	12
40-00107	52	40-01038	23,24	40-02624	20	40-03273	33	40-03682	11,12
40-00114	52	40-01132	26,65	40-02788	46,49,52	40-03275	33,40	40-03683	12
40-00115	52	40-01133	26	40-02789	46,49	40-03281	38	40-03684	11
40-00208	44	40-01134	65	40-02790	46,49	40-03283	33	40-03685	10
40-00209	44	40-01135	26,65	40-02791	46,49	40-03284	33	40-03688	11
40-00230	44	40-01136	65	40-02792	49,53	40-03288	34	40-03690	11
40-00231	44	40-01160	22	40-02793	43,52,53	40-03289	34	40-03692	11,12
40-00232	10,47	40-01180	51	40-02794	53	40-03290	40	40-03759	37
40-00241	10,47,50	40-01247	44	40-02795	49	40-03291	40,41	40-03780	59
40-00244	10,47,50,66	40-01248	44	40-02895	46,49,53	40-03330	57,63	40-03781	59
40-00245	10,47,50,66	40-01258	46	40-03000	63	40-03351	26,65	40-03782	59
40-00246	10,47,48,66	40-01315	65	40-03002	56	40-03356	23	40-03789	59
40-00247	10,47,48,50,66	40-01542	43,45,46,48,49,52,53	40-03005	63	40-03378	37	40-03790	59
40-00248	10,47,50,66	40-01543	46,52	40-03007	57,63	40-03379	37	40-03796	59
40-00249	10,47,50,66	40-01545	46,48,52	40-03013	63	40-03380	36	40-03811	67
40-00304	6	40-01553	51	40-03016	57,63	40-03416	33,40	40-03818	67
40-00306	6	40-01554	51	40-03017	57,63	40-03422	37	40-03820	4,67,69
40-00308	3,54	40-01555	46,51	40-03018	63	40-03424	34	40-03821	67
40-00310	54	40-01559	51	40-03019	57,63	40-03425	34	40-03823	67
40-00315	65	40-01563	51,52	40-03021	57,63	40-03429	37,40,41	40-03825	67,69
40-00369	3,6	40-01568	46	40-03022	63	40-03435	35	40-03826	67,69



NUMERICAL INDEX



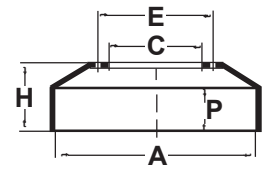
ABAL	PAGE	ABAL	PAGE	ABAL	PAGE	ABAL	PAGE	ABAL	PAGE
40-03828	67	40-05047	55	40-30912	27	40-43254	33	40-43732	32,42
40-03829	67	40-05049	55	40-30913	27	40-43402	48,50	40-43733	29
40-03837	67,69	40-05105	55	40-30994	27	40-43414	34	40-43734	29
40-03838	67,69	40-05901	57	40-31115	27	40-43422	34,42	40-43735	18
40-03839	67,69	40-05903	57	40-31469	19	40-43425	35	40-43736	18
40-03846	66	40-05904	58	40-31470	19,61,64	40-43426	44	40-43737	22
40-03847	4,69	40-05905	58	40-31471	19,61,64	40-43478	18	40-43738	5,12
40-03848	66	40-05906	58	40-31472	19,61	40-43481	18	40-43766	21
40-03849	66	40-05907	57	40-31904	60	40-43482	16	40-43787	16
40-03850	68	40-05908	58	40-31914	27	40-43547	16	40-43789	16
40-03851	68	40-05909	58	40-31915	60	40-43560	21	40-43790	16
40-03852	4,68	40-05910	58	40-31917	27	40-43561	21	40-43791	16
40-03853	68	40-05911	58	40-31924	60	40-43570	21	40-43803	18
40-03855	68	40-05912	58	40-31928	40,60	40-43571	21	40-43804	18
40-03870	4,68	40-05913	58	40-32190	2	40-43600	39	40-43805	10,28
40-03871	68	40-06101	37	40-32200	2	40-43601	39	40-43806	10
40-03872	68	40-06102	37	40-32256	2	40-43602	39	40-43807	60
40-03873	66	40-07401	55	40-32258	2	40-43604	33	40-43808	5,60,65
40-03874	66	40-07501	56	40-33185	28	40-43605	39	40-43809	5,40,60
40-03875	67,69	40-07901	55	40-33186	28	40-43606	39	40-43820	58
40-03876	68	40-08406	56	40-33196	28	40-43612	44	40-43821	58
40-03877	68	40-08407	56	40-33197	28	40-43615	38	40-43822	39,58
40-03878	68	40-08426	44	40-33198	28	40-43616	38	40-43829	7
40-03879	28,69	40-10047	21	40-33199	28	40-43617	38	40-43830	7
40-03880	28,69	40-10068	21	40-33201	28	40-43618	38	40-43831	7
40-03895	59	40-10113	33	40-33208	10,28	40-43619	38	40-43832	7
40-03950	59	40-10126	18	40-33209	28	40-43620	38	40-43834	60
40-03961	59	40-10128	18	40-33212	28	40-43621	33	40-43899	19,61
40-03962	59	40-10129	18	40-33215	28	40-43623	30	40-43900	19,61
40-03963	59	40-10130	18	40-33237	15	40-43624	30	40-43901	26
40-03964	59	40-10141	21	40-33246	15	40-43625	38	40-43902	26
40-04080	16	40-10402	21	40-33249	15	40-43626	38	40-43903	26
40-04201	37	40-10403	21	40-33250	15	40-43627	1,38	40-43904	30
40-04202	37	40-12011	14	40-33257	17	40-43628	38	40-43905	30,65
40-04225	16	40-12012	14	40-33270	17	40-43632	44	40-43906	40
40-04226	16	40-12023	14	40-33271	13	40-43633	50	40-43907	39,40
40-04501	37	40-12029	14	40-33272	13	40-43634	50	40-43908	30
40-04994	55	40-12030	14	40-33273	13,65	40-43635	48	40-43909	4,59
40-04996	56	40-15069	23	40-33274	15	40-43636	38	40-43911	25
40-04997	55	40-17014	18	40-33275	15	40-43637	38	40-43912	26
40-04998	55	40-17015	18	40-40029	6	40-43638	38	40-43913	30
40-04999	55	40-17016	18	40-40042	6	40-43639	52	40-43914	30,31
40-05001	55	40-17017	18	40-40043	6	40-43676	43,49	40-43915	30,31
40-05002	56	40-18120	23	40-40044	7	40-43677	53	40-43920	66
40-05007	56	40-18121	23	40-40045	6	40-43678	43,53	40-43921	66
40-05008	56	40-20208	22	40-40046	6	40-43679	43	40-43922	66
40-05017	55	40-20559	22	40-40050	7	40-43680	43	40-43923	66
40-05018	55	40-20560	22	40-40051	7	40-43703	22	40-43924	66
40-05019	56	40-20586	22	40-40052	7	40-43709	24	40-43925	67,69
40-05022	55	40-21824	22	40-40546	6	40-43710	24	40-43926	56
40-05034	55	40-21825	22	40-40547	6	40-43711	25	40-43928	4,13
40-05035	55	40-25016	23	40-40549	6	40-43712	24	40-43929	4,13
40-05037	56	40-25017	23	40-43179	21	40-43713	24	40-43930	54
40-05038	56	40-25018	23	40-43207	44	40-43716	18		
40-05046	55	40-30194	33	40-43208	44	40-43720	10,28		


AVANT
ARRIERE
A = Alésage du tambour
P = Portée de freinage
H = Hauteur totale
C = Centrage de moyeu
E = Entraxe des trous
T = Trous

FRONT
REAR
A = Inside diameter
P = Brake surface
H = Total height
C = Hub diameter
E = Distance between holes
T = Holes


VORN
HINTEN
A = Innen diameter
P = Bremsbalnbre
H = Gesamthöhe
C = Nabenbohrung
E = Lochkreis
T = Loch

DELANTERO
TRASERO
A = Diametro pista
P = Altura pista
H = Altura total
C = Diametro acopiamiento
E = Diametro entre centros
T = Taladros



TYPE - MODEL	ESSIEU AXLE		REF. CONSTRUC. OEM REF.	A	P	H	C	E	T	N°	Ø
ALEXANDER (GB) PSV											
ALX 100	FRONT DISC	40-43627	668 421 0212	324	30	91	118	140	6	12	VENTED DISC
ALX 100	REAR DISC	40-43628	668 423 0112	324	30	120	157	192	6	12	VENTED DISC

OEM Names and part numbers are used for reference purposes only and do not imply the parts offered are their parts

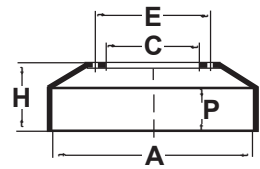
 **CALL : 0161 874 3131**
FAX : 0161 874 3105


AVANT
ARRIERE
A = Alésage du tambour
P = Portée de freinage
H = Hauteur totale
C = Centrage de moyeu
E = Entraxe des trous
T = Trous

FRONT
REAR
A = Inside diameter
P = Brake surface
H = Total height
C = Hub diameter
E = Distance between holes
T = Holes


VORN
HINTEN
A = Innen diameter
P = Bremsbalnbre
H = Gesamthöhe
C = Nabenbohrung
E = Lochkreis
T = Loch

DELANTERO
TRASERO
A = Diametro pista
P = Altura pista
H = Altura total
C =Diametro acoplamiento
E = Diametro entre centros
T = Taladros



TYPE - MODEL	ESSIEU AXLE		REF. CONSTRUC. OEM REF.	A	P	H	C	E	T		
									N°	Ø	
BEDFORD (GB)		Camion Truck L.K.W. Camion									
EJN3 J5L KELC5 KELC7	FRONT 356x81	40-32190	6.353.415	356	95	119	144,6	178	8	12,7	
	REAR 356x106	40-32200	6.346.108	356	122	138	235	275	8	23,8	
TK, TL, TM series YRT,YMT,YNV PSV applications	FRONT GG/92/1	40-32256	91006718 8848307	394	191,5	229	281,8	335	10	23	
	REAR GG/142/1	40-32258	91006721 91087558	394	236,5	263,5	282	335	10	23	

OEM Names and part numbers are used for reference purposes only and do not imply the parts offered are their parts.

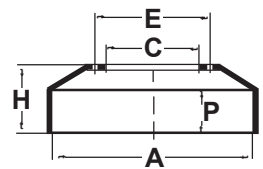
 **CALL : 0161 874 3131**
FAX : 0161 874 3105


AVANT
ARRIERE
A = Alésage du tambour
P = Portée de freinage
H = Hauteur totale
C = Centrage de moyeu
E = Entraxe des trous
T = Trous

FRONT
REAR
A = Inside diameter
P = Brake surface
H = Total height
C = Hub diameter
E = Distance between holes
T = Holes

VORN
HINTEN
A = Innen diameter
P = Bremsbalnbre
H = Gesamthöhe
C = Nabenbohrung
E = Lochkreis
T = Loch

DELANTERO
TRASERO
A = Diametro pista
P = Altura pista
H = Altura total
C = Diametro acopiamiento
E = Diametro entre centros
T = Taladros



TYPE - MODEL	ESSIEU AXLE		REF. CONSTRUC. OEM REF.	A	P	H	C	E	T N°	∅
BENALU (F)		Remorque Trailer Anhängen Remolque								
Bretagne	414x200 COLAERT	40-01610	604.1067	414	213	248	280	335	10	23
Alsace C5250	414x200 COLAERT	40-01611	604.1085	414	213	248	280	335	6	21
420x180 - Q	420x180 R.O.R.	10-067	604.1810	419	200	248	282,6	335	10	24,5
420x220 - Z	420x220 R.O.R.	10-068	604.1811	419	230	271	282,6	335	10	24,5
420x220 - Z	420x200 R.O.R.	40-00308	604.1817	419	232	273	290	335	6	21
EHSM 8010-10010	420x180 B.P.W.	40-00374	604.3086	420	190	246	290	335	10	23
EHXZ 11000	420x200 B.P.W.	40-00377	604.3486	420	211	238	290	335	6	21
EHXZ 11000	420x200 B.P.W.	40-00369	604.3586	420	215	275	290	335	10	23
ALL NEW MODELS ARE FITTED WITH FRUEHAUF AXLES										

OEM Names and part numbers are used for reference purposes only and do not imply the parts offered are their parts



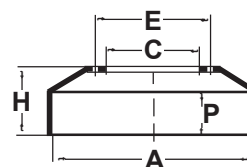
CALL : 0161 874 3131
FAX : 0161 874 3105


AVANT
ARRIERE
A = Alésage du tambour
P = Portée de freinage
H = Hauteur totale
C = Centrage de moyeu
E = Entraxe des trous
T = Trous

FRONT
REAR
A = Inside diameter
P = Brake surface
H = Total height
C = Hub diameter
E = Distance between holes
T = Holes

VORN
HINTEN
A = Innen diameter
P = Bremsbalnbre
H = Gesamthöhe
C = Nabenbohrung
E = Lochkreis
T = Loch

DELANTERO
TRASERO
A = Diametro pista
P = Altura pista
H = Altura total
C = Diametro acoplamiento
E = Diametro entre centros
T = Taladros



TYPE - MODEL	ESSIEU AXLE		REF. CONSTRUC. OEM REF.	A	P	H	C	E	T	
BERKHOF (PSV)									N°	Ø
Axial 50 Radial 12m Coach 1991 >	FRONT DISC	40-43928	653565	440	45	135	190	225	10	M16
						VENTED DISC				
Excellence 3000HD Scania Chassis optional disc brake	FRONT DISC	40-43909	1402272	437	40	130	136	165	10	17
						VENTED DISC				
Volvo Chassis	FRONT VL76/77	40-03847	1134817-4	430	45	131	208	131	10	M16
						VENTED DISC				
Volvo Chassis	FRONT VL 88	40-03870	1599010	430	45	131	208	131	10	M16
						VENTED DISC				
	FRONT VL81/82	40-03820	1590313-1	394	219	268	282	335	10	28 +
	REAR VL 89	40-03852	1599012	410	205	274	282	335	10	28 +
				394	265	314	282	335	10	28 +
				410	229	307	282	335	10	28 +

OEM Names and part numbers are used for reference purposes only and do not imply the parts offered are their parts.

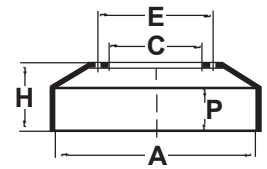


AVANT
ARRIERE
A = Alésage du tambour
P = Portée de freinage
H = Hauteur totale
C = Centrage de moyeu
E = Entraxe des trous
T = Trou

FRONT
REAR
A = Inside diameter
P = Brake surface
H = Total height
C = Hub diameter
E = Distance between holes
T = Holes

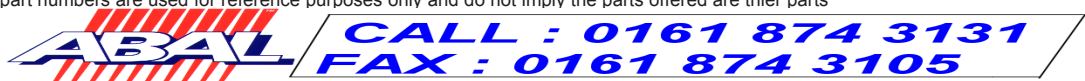
VORN
HINTEN
A = Innen diameter
P = Bremsbalnbre
H = Gesamthöhe
C = Nabenbohrung
E = Lochkreis
T = Loch

DELANTERO
TRASERO
A = Diametro pista
P = Altura pista
H = Altura total
C = Diametro acopiamiento
E = Diametro entre centros
T = Taladros



TYPE - MODEL	ESSIEU AXLE		REF. CONSTRUC. OEM REF.	A	P	H	C	E	T	N°	Ø
BOVA (N.L.)		Autobus Bus Bus Bus									
FUTURA	FRONT DISC	40-43738	0299095 1238372	460	48	119	170	195	10	M16	
FUTURA	FRONT DISC	40-43809	204566 0501313313	432	45	135	194	220	10	M16	
FUTURA	FRONT DISC	40-43808	KN351605	406	48	175	194	215	10	M16	
BOVA ZF	REAR PB18/19	40-00601	B.510615 070350300 4462322131 4462422131	410	235	275	282	335	10	23	

OEM Names and part numbers are used for reference purposes only and do not imply the parts offered are their parts

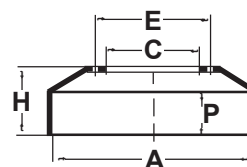



AVANT
ARRIERE
A = Alésage du tambour
P = Portée de freinage
H = Hauteur totale
C = Centrage de moyeu
E = Entraxe des trous
T = Trous

FRONT
REAR
A = Inside diameter
P = Brake surface
H = Total height
C = Hub diameter
E = Distance between holes
T = Holes

VORN
HINTEN
A = Innen diameter
P = Bremsbalnbre
H = Gesamthöhe
C = Nabenbohrung
E = Lochkreis
T = Loch

DELANTERO
TRASERO
A = Diametro pista
P = Altura pista
H = Altura total
C = Diametro acoplamiento
E = Diametro entre centros
T = Taladros



TYPE - MODEL	ESSIEU AXLE		REF. CONSTRU. OEM REF.	A	P	H	C	E	T		
									N°	Ø	
BERGISCHE ACHSEN FABRIK BPW (D)		Remorque Trailer Anhängen Remolque									
Models pre 1995											
300x150	BC 79	40-40042	03.105.36.09.0	300	170	200	190	225	10	23	
300x200	BC55/80	40-40043	03.105.46.20.0	300	214	295	190	225	10	23	
300x200	BC55/80	40-40547	03.105.46.29.0	300	210,5	261,5	190	225	10	23	
360x180	BC104/105	40-40549	03.105.90.05.0	360	189	221	230	275	8	23	
360x200	BC100/101	40-40045	03.105.90.02.0	360	208	260	230	275	8	23	
360x200	BC100/101	40-40046	03.105.90.04.0	360	208	260	190	225	10	23	
420x180 A9044 - 65580	BC36/98	40-00374	03.106.67.12.0 03.106.67.40.0 03.106.67.43.0	420	190	246	290	335	10	23	
420x200	BC37/97 Trilex	40-00377	03.106.67.29.0 03.106.67.44.0	420	211	238	290	335	6	21	
420x200	BC37/97	40-00369	03.106.77.04.0 03.106.77.21.0	420	215	275	290	335	10	23	
420x200	BC37/97	40-40029	03.106.77.45.0	420	211	290	290	335	10	23	
420x200	BC37/97	10-976	03.106.77.57.0	420	209,5	259	290	335	10	23	
420x200	BC37/97	40-40546	03.106.77.59.0	420	212	293,5	290	335	10	23	
420x220	BC81/99	40-00304	03.106.87.09.0	420	230	300	290	335	10	23	
420x220	BC81/99	40-00306	03.106.87.12.0	420	225	294	290	335	10	23	

OEM Names and part numbers are used for reference purposes only and do not imply the parts offered are their parts.



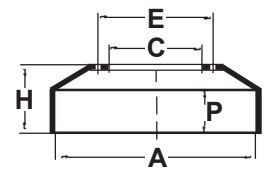
CALL : 0161 874 3131
FAX : 0161 874 3105


AVANT
ARRIERE
A = Alésage du tambour
P = Portée de freinage
H = Hauteur totale
C = Centrage de moyeu
E = Entraxe des trous
T = Troux

FRONT
REAR
A = Inside diameter
P = Brake surface
H = Total height
C = Hub diameter
E = Distance between holes
T = Holes

VORN
HINTEN
A = Innen diameter
P = Bremsbalbre
H = Gesamthöhe
C = Nabenbohrung
E = Lochkreis
T = Loch

DELANTERO
TRASERO
A = Diametro pista
P = Altura pista
H = Altura total
C = Diametro acopiamiento
E = Diametro entre centros
T = Taladros



TYPE - MODEL	ESSIEU AXLE		REF. CONSTRUC. OEM REF.	A	P	H	C	E	T N°	Ø
BERGISCHE ACHSEN FABRIK BPW (D)		Remorque Trailer Anhängen Remolque								
ECO										
300x200 - ECO	BC55/80 ECO	40-40044	03.109.46.40.0	300	216	294	190	225	10	23
420x180-ECO	BC36/98 HZ/S 9010 ECO	10-977	03.109.67.82.0 03.109.67.13.0 03.106.67.62.0	420	185	229	290	335	10	23
420x180-ECO	BC36/98 HZ/S 9010 ECO	10-978	03.109.67.74.0 03.106.67.54.0	420	209,5	259,5	290	335	10	23
420x200-ECO HS-HZ-HSM-HZM	BC37/97 HZ/S 11010 HZ/S 12010 ECO	10-979	03.109.77.72.0 03.109.77.12.0 03.106.77.52.0	420	215	286,5	290	335	10	23
420x200- ECO	BC37/97 HZ/S 12010	10-976	03.106.77.57.0 03.109.77.77.0 03.109.77.16.0	420	209.5	259	290	335	10	23
ECO - MAX										
420x180 ECO-MAX	BC36/98 ECO-MAX	40-40050	03.109.67.19.0	420	184	227	290	335	10	23
420x200 ECO-MAX	BC37/97 ECO-MAX	40-40051	03.109.77.17.0	420	207	259	290	335	10	23
420x200 ECO-MAX	BC37/97 ECO-MAX	40-40052	03.109.77.18.0	420	209	284	290	335	10	23
DISC										
9 TONNES KNORR - SB3745	DISC	40-43829	03.088.34.04.0 WITH ABS	378	45	159.5	290	335 204	10 +5	23 M6
9 TONNES KNORR - SB3745	DISC	40-43830	03.088.34.02.0	378	45	159,5	290	335	10	23
10-12 TONNES KNORR - SB7000	DISC	40-43831	03.088.35.01.0 WITH ABS	430	45	159,5	290	335	10	23
10-12 TONNES KNORR - SB7000	DISC	40-43832	03.088.35.03.0	430	45	159,5	290	335	10	23

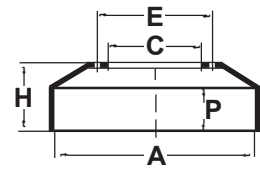
OEM Names and part numbers are used for reference purposes only and do not imply the parts offered are their parts


AVANT
ARRIERE
A = Alésage du tambour
P = Portée de freinage
H = Hauteur totale
C = Centrage de moyeu
E = Entraxe des trous
T = Trous

FRONT
REAR
A = Inside diameter
P = Brake surface
H = Total height
C = Hub diameter
E = Distance between holes
T = Holes

VORN
HINTEN
A = Innen diameter
P = Bremsbalnbre
H = Gesamthöhe
C = Nabenbohrung
E = Lochkreis
T = Loch

DELANTERO
TRASERO
A = Diametro pista
P = Altura pista
H = Altura total
C = Diametro acoplamiento
E = Diametro entre centros
T = Taladros



TYPE - MODEL	ESSIEU AXLE		REF. CONSTRUC. OEM REF.	A	P	H	C	E	T		
									N°	∅	
COLAERT (F)		Remorque Trailer Anhänger Remolque									
305x125 - V3	305x125 716 V3 816 V3	40-01600	605.6081 96056081	306	130	175	160	205	6	23	
305x125 - V3	305x125 1012 V3	40-01612	605.6097 96056097	306	130	175	160	205	6	17	
305x125 - V3	305x125	40-01623	605.9084 96059084	306	130	175	175	225	10	23	
305x150 - V4	305x150 816 V4	40-01633	605.9081 96059081	306	158	200	160	205	6	23	
305x150 - V4 Cast: 604.0006	305x150 915 V4	40-01642	605.0017 96050017	305	157	210	177	225	10	26	
305x180 - V2	305x180	40-01613	605.9077 96059077	306	185	228	160	205	6	23	
305x200 - V6	305x200 LZ 1	40-01601	605.1067 96051067	306	205	248	160	205	6	23	
305x200 - V6	305x200 LZ 1	40-01602	605.1097 96051097	306	205	248	160	205	6	17	
305x200 - V6	305x200 LZ 1	40-01622	605.1068 96051068	306	205	248	175	225	10	23	
305x200 - V6 Cast: 604.0005 ∅ external = 346	305x200 LZ 1	40-01636	605.0014 96050014	305	212	259	177	225	10	26	
305x200 - V6 Cast: 604.0010 ∅ external = 385	305x200 LZ 1	40-01630	605.0030 96050030	305	210	259	177	225	10	26	
414x150 - W6	414x150 910 W6	40-01606	605.1072 96051072	414	162	198	280	335	10	23	
414x150 - W6	414x150	40-01607	605.1071 96051071	414	162	198	280	335	6	21	
414x200 - W8	414x200 1010 W8	40-01610	605.1219 96051219	414	213	248	280	335	10	23	
414x2900 - W8	414x200 1010 W8	40-01611	605.1218 96051218	414	213	248	280	335	6	21	
420x200 - W82 Cast: 604.0013	414x200 1210 W82	40-01640	605.0037 96050037	420	208	250	290	335	10	23	

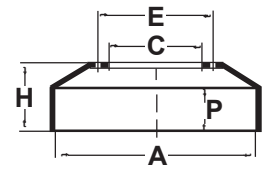
OEM Names and part numbers are used for reference purposes only and do not imply the parts offered are their parts.

AVANT
ARRIERE
A = Alésage du tambour
P = Portée de freinage
H = Hauteur totale
C = Centrage de moyeu
E = Entraxe des trous
T = Trou

FRONT
REAR
A = Inside diameter
P = Brake surface
H = Total height
C = Hub diameter
E = Distance between holes
T = Holes

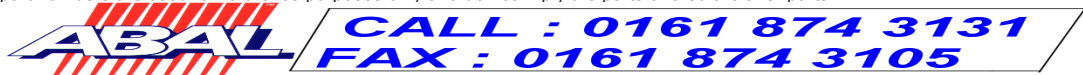
VORN
HINTEN
A = Innen diameter
P = Bremsbalnbre
H = Gesamthöhe
C = Nabenbohrung
E = Lochkreis
T = Loch

DELANTERO
TRASERO
A = Diametro pista
P = Altura pista
H = Altura total
C = Diametro acoplamiento
E = Diametro entre centros
T = Taladros



TYPE - MODEL	ESSIEU AXLE	ABAL	REF. CONSTRUC. OEM REF.	A	P	H	C	E	T N°	∅
CRANE-FRUEHAUF (GB)		Remorque Trailer Anhängen Remolque								
TM - 12 1/4" x 7 1/2" 310x190 - AC - ABS	310x190 RW9/13	10-070	CF102107 CF100425	311	200	260	183	225	10 +6	24,5 M6
TM - 16 1/2" x 7" 420x180 - Q	420x180 IL66/67	10-067	CF100474 CF100426	419	200	248	282,6	335	10	24,5
TM - 16 1/2" x 8 5/8" 420x220 - Z	420x200 FU4/5	10-068	CF100473	419	230	271	282,6	335	10	24,5
PREMIUM 16 1/2" x 8 5/8"	419x219 PROPAR	40-00835	CF100102	419	241	283	282,6	335	10	24,5
P.PS - 16 1/2" x 7"	419x178 RW5/6	10-065	CF101407	419	191	271	288	335	10	26
PSL - 16 1/2" x 7"	419x178 RW5/6	10-066	CF102267 CF101844	419	188	228,6	288	335	10	26
16 1/2" x 8 5/8" 10 STUD	420x220 FU4/5	10-298	CF101175	419	234	268	282,6	335	10	23,5

OEM Names and part numbers are used for reference purposes only and do not imply the parts offered are their parts

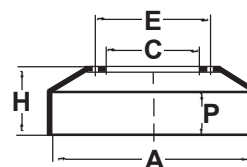



AVANT
ARRIERE
A = Alésage du tambour
P = Portée de freinage
H = Hauteur totale
C = Centrage de moyeu
E = Entraxe des trous
T = Trou

FRONT
REAR
A = Inside diameter
P = Brake surface
H = Total height
C = Hub diameter
E = Distance between holes
T = Holes

VORN
HINTEN
A = Innen diameter
P = Bremsbalnbre
H = Gesamthöhe
C = Nabenbohrung
E = Lochkreis
T = Loch

DELANTERO
TRASERO
A = Diametro pista
P = Altura pista
H = Altura total
C = Diametro acoplamiento
E = Diametro entre centros
T = Taladros



TYPE - MODEL	ESSIEU AXLE		REF. CONSTRUC. OEM REF.	A	P	H	C	E	T	
									N°	Ø
DAF (NL)		Camion Truck L.K.W. Camion								
ROAD RUNNER Types 6 - 8 F45.120 - F45.130	FRONT DISC	40-43720	RAK7404 PAK3545 PAK5513 MAK 7529	315	26	122	119	138	10	M12
	REAR MP37/38	40-33208	RAK5412	325	109	176,5	163	205	6	20
ROAD RUNNER 10.12 - 10.13 - 10.15 F45.150	FRONT DISC	40-43805	PAK3546 MAK2487	311	30	133	137	155	12	M12
F50.130-F50.150-F50.160 F1300 - F1500 - F1700	FRONT & REAR PB22	40-03685	0094898 0279663	360	180	230	226	275	8	22
F55.150 - F55.180 F55.210 - F55.230	FRONT DISC	40-43806	NJK2785	375	44	128	154	185	10	M14
F 700 F 780	FRONT BT76/SA25	40-00248	6017936 017936	310	112	179	165	205	6 +2 +2	19,5 M10 F11
	REAR SA26/27	40-00249	6017937 017937	310	130	193	165	205	6 +2 +2	19,5 M10 F11
F 700 DE 325 F 900 F 1100	FRONT SA28/29	40-00244	6017938 017938	325	134	201	207	245	6 +2 +2	19,5 M10 F11
	REAR SA30/31	40-00245	6017939 017939	325	155	222	207	245	6 +2 +2	19,5 M10 F11
F 1200	FRONT 356x100	40-00232	0228520 6010441	356	110	180	228	275	8 +2 +2	21,5 M10 F11
	REAR 356x100	40-00241	0108611 6010091	356	106	158	228	275	8 +2 +2	21,5 M10 F11
F 1400	FRONT 394x127	40-00246	0172046	394	134	201,5	228	275	8 +2 +2	21,5 M10 F11
	REAR 394x152	40-00247	0173285	394	156	218	228	275	8 +2 +2	21,5 M10 F11
F 1900 F 2000 new model F 2100 new model FA 2105	FRONT DF20/21	40-03646	0638167 0595225	419	165	230	285	335	10 +2 +4	24 M12 L14
	REAR DF20/21	40-03674	0638161 0595231 0364945	419	165	234	285	335	10 +2 +4	24 M12 L14
	REAR DF16/17	40-03663	0674287 0595230 0364946	419	185	248	285	335	10 +2	24 M12

OEM Names and part numbers are used for reference purposes only and do not imply the parts offered are their parts.



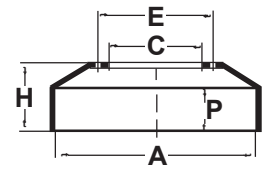
CALL : 0161 874 3131
FAX : 0161 874 3105


AVANT
ARRIERE
A = Alésage du tambour
P = Portée de freinage
H = Hauteur totale
C = Centrage de moyeu
E = Entraxe des trous
T = Troux

FRONT
REAR
A = Inside diameter
P = Brake surface
H = Total height
C = Hub diameter
E = Distance between holes
T = Holes

VORN
HINTEN
A = Innen diameter
P = Bremsbalnbre
H = Gesamthöhe
C = Nabenbohrung
E = Lochkreis
T = Loch

DELANTERO
TRASERO
A = Diametro pista
P = Altura pista
H = Altura total
C = Diametro acopiamiento
E = Diametro entre centros
T = Taladros



TYPE - MODEL	ESSIEU AXLE		REF. CONSTRUC. OEM REF.	A	P	H	C	E	T N°	Ø
DAF (NL)		Camion Truck L.K.W. Camion								
F2200 old model F2300 old model F2800 old model	FRONT DF20/21	40-03648	0117351	419	165	228	285	335	10 +2 +4	25 M12 F14
	REAR DF20/21	40-03624	0191173	419	164	234	285	335	10 +2 +4	33 M12 F14
	REAR DF16/17	40-03649	0161518	419	193	262	285	335	10 +2 +4	33 M12 F14
F2200 new model F2300 new model F2800 new model	FRONT DF20/21	40-03646	0638167 0595225	419	165	230	285	335	10 +2 +4	24 M12 L14
	REAR DF40/41	40-03674	0638161 0595231 0364945	419	165	234	285	335	10 +2 +4	24 M12 L14
	REAR DF40/41	40-03647	0638160 0364941 0595226 0595235	419	190	262	285	335	10 +2 +4	24 M12 L14
F3300 intercooler	FRONT DF20/21	40-03646	0638167 0595225	419	165	230	285	335	10 +2 +4	24 M12 L14
	REAR DF16/17	40-03647	0638160 0364941 0595226 0595235	419	190	262	285	335	10 +2 +4	24 M12 L14
2800 - ATI 3300 - ATI 3600 - ATI	FRONT DF20/21	40-03646	0638167 0595225	419	165	230	285	335	10 +2 +4	24 M12 L14
	REAR DF30/31	40-03559	0360559 0677129	419	215	283,5	285	335	10 +2 +4	24 M14 L14
95 - ATI - 310 - 330 95 - ATI - 350 - 360 95 - ATI - 380 - 400	FRONT DF34/35	40-03682	0284620	420	163	227	285	335	10 +2 +2	24 M12 L14
	REAR DF34/35 REINFORCE	40-03692	0094903 1233462	420	163	227	285	335	10 +2 +2	24 M12 L14
	REAR DF36/37	40-03684	0090500 0386563	420	185	240	285	335	10 +2 +2	24 M12 L14
	FRONT & REAR DF36/37	40-03688	0090498 0275824 1232806	420	193	252	285	335	10 +2 +2	24 M12 L14
	REAR DF32/33	40-03579	0365579	420	216	287,5	285	335	10 +2 +4	24 M12 L14
	REAR DF32/33 REINFORCE	40-03690	0754397	420	216,5	287	285	335	10 +2 +4	24 M12 L14

OEM Names and part numbers are used for reference purposes only and do not imply the parts offered are their parts



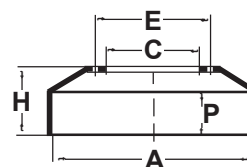
CALL : 0161 874 3131
FAX : 0161 874 3105


AVANT
ARRIERE
A = Alésage du tambour
P = Portée de freinage
H = Hauteur totale
C = Centrage de moyeu
E = Entraxe des trous
T = Trous

FRONT
REAR
A = Inside diameter
P = Brake surface
H = Total height
C = Hub diameter
E = Distance between holes
T = Holes

VORN
HINTEN
A = Innen diameter
P = Bremsbalnbre
H = Gesamthöhe
C = Nabenbohrung
E = Lochkreis
T = Loch

DELANTERO
TRASERO
A = Diametro pista
P = Altura pista
H = Altura total
C = Diametro acopiamiento
E = Diametro entre centros
T = Taladros



TYPE - MODEL	ESSIEU AXLE		REF. CONSTRU. OEM REF.	A	P	H	C	E	T	
									N°	∅
DAF (NL)		Autobus Bus Bus Bus								
MB-200, 230 SB-2000, 2300, 3000 TB 160 SB 1600/02/05	FRONT DF14/15	40-03662	0587310	406	140	209	285	335	10 +2 +4	25 M12 F13,5
	REAR 419x178 1635/2255	40-03626	0580141	419	188	243	285	335	10 +2 +4	33 M12 F13,5
MB200 SB200	FRONT 419x127 N120	40-03644	0533583	419	140	214	285	335	10 +2 +4	25 M12 F13,5
	REAR 419x178 2255	40-03645	0533576	419	186	243	285	335	10 +2 +4	33 M12 F13,5
MB200/05 SB201/210 SB2300/06	FRONT DF44/45	40-03666	0094904 0638170 0595224 0505730	419	166	232	285	335	10 +2 +2	24 M12 L14
	REAR DF16/17	40-03668	0638165 0364944 0595232 0514276	419	187	249	285	335	10 +2 +4	24 M12 L14
	REAR DF30/31	40-03669	0638166 0505221	419	213	275	285	335	10 +2 +4	24 M12 L14
MB220-MB230 SB2300-SB3000	FRONT DISC	40-43738	0299095 1238372	460	48	119	170	195	10	M16
SB3000 SBR3000 F2700	FRONT DF34/35	40-03682	0284620	420	163	227	285	335	10 +2 +2	24 M12 L14
	FRONT DF34/35 RENFORCE	40-03692	0094903 1233462	420	163	227	285	335	10 +2 +4	24 M12 L14
	REAR DF30/31	40-03683	0367072 0595222	420	216	284	285	335	10 +2 +2	24 M12 L14
	REAR DF30/31	40-03679	0368829	420	216,5	291,5	285	335	10 +2 +2	24 M12 L14
	REAR DF50/51	40-03247	0395247 0386964	420	252	313	285	335	10 +2 +2	24 M12 L14

OEM Names and part numbers are used for reference purposes only and do not imply the parts offered are their parts.

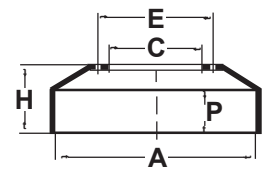



AVANT
ARRIERE
A = Alésage du tambour
P = Portée de freinage
H = Hauteur totale
C = Centrage de moyeu
E = Entraxe des trous
T = Troux

FRONT
REAR
A = Inside diameter
P = Brake surface
H = Total height
C = Hub diameter
E = Distance between holes
T = Holes

VORN
HINTEN
A = Innen diameter
P = Bremsbalnbre
H = Gesamthöhe
C = Nabenbohrung
E = Lochkreis
T = Loch

DELANTERO
TRASERO
A = Diametro pista
P = Altura pista
H = Altura total
C = Diametro acopiamiento
E = Diametro entre centros
T = Taladros



TYPE - MODEL	ESSIEU AXLE		REF. CONSTRU. OEM REF.	A	P	H	C	E	T N°	∅
DENNIS (GB)		Camion Truck L.K.W. Camion								
ELITE PHEONIX with VL linings	FRONT VL 87	40-33271	614214/1 F4361/88	410	183	264	281	335	10	26
	FRONT VL 88	40-33272	805250/17	410	215	254	281	335	10	26
	REAR VL 89	40-33273	614216 614202/3 E983927	410	235	278	282,3	335	10	26
JAVELIN MK2 1991 > PSV	DISC	40-43928	653565	440	45	135	190	225	10	16
JAVELIN MK3 1997 > PSV	DISC	40-43929	655750	437	40	130	136	165	10	17

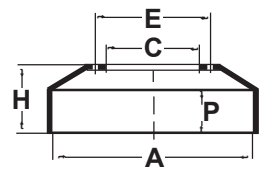
OEM Names and part numbers are used for reference purposes only and do not imply the parts offered are their parts


AVANT
ARRIERE
A = Alésage du tambour
P = Portée de freinage
H = Hauteur totale
C = Centrage de moyeu
E = Entraxe des trous
T = Trous

FRONT
REAR
A = Inside diameter
P = Brake surface
H = Total height
C = Hub diameter
E = Distance between holes
T = Holes

VORN
HINTEN
A = Innen diameter
P = Bremsbalnbre
H = Gesamthöhe
C = Nabenbohrung
E = Lochkreis
T = Loch

DELANTERO
TRASERO
A = Diametro pista
P = Altura pista
H = Altura total
C = Diametro acopiamiento
E = Diametro entre centros
T = Taladros



TYPE - MODEL	ESSIEU AXLE		REF. CONSTRU. OEM REF.	A	P	H	C	E	T	
									N°	Ø
DODGE (GB)		Camion Truck L.K.W. Camion								
SERIE 300 RG - 08 RG - 09 RG - 10	FRONT LH 94	40-12011	73063315	330	109	219,5	160	205	6	24
	REAR 330x140	40-12012	73063081	330	150	119	220	205	6	24
C38 TURBO R36.20P R38.20D	FRONT & REAR 406x200	40-12023	406.460.8224 ZC. 81221080	406	213	260	281	335	10	23
42-20 42-38	FRONT & REAR 406x200	40-12029	406.460.8225 ZE. 81221080	406	205	232	281	320	6	23
DG 320 DR 340	FRONT & REAR 406x200	40-12030	5430003848	406	216	285	281	335	10	23

OEM Names and part numbers are used for reference purposes only and do not imply the parts offered are their parts.



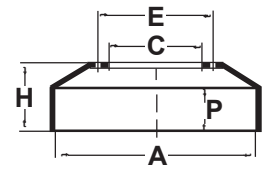
CALL : 0161 874 3131
FAX : 0161 874 3105


AVANT
ARRIERE
A = Alésage du tambour
P = Portée de freinage
H = Hauteur totale
C = Centrage de moyeu
E = Entraxe des trous
T = Trous

FRONT
REAR
A = Inside diameter
P = Brake surface
H = Total height
C = Hub diameter
E = Distance between holes
T = Holes

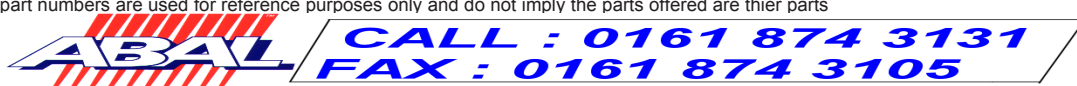
VORN
HINTEN
A = Innen diameter
P = Bremsbalnbre
H = Gesamthöhe
C = Nabenbohrung
E = Lochkreis
T = Loch

DELANTERO
TRASERO
A = Diametro pista
P = Altura pista
H = Altura total
C = Diametro acopiamiento
E = Diametro entre centros
T = Taladros



TYPE - MODEL	ESSIEU AXLE		REF. CONSTRUC. OEM REF.	A	P	H	C	E	T N°	∅
ERF (GB)		Camion Truck L.K.W. Camion								
C.E Series	FRONT CS67/2	40-33237	96417/1 130330/4	394	217	254	281	335	10	26
	REAR CS64/1	40-33249	98136	394	215	257	285	335	10	23
E Series	FRONT VL 88	40-33246	132020/8	410	222	266	281	335	10	26
	REAR VL 88	40-33250	131931/9 136254/7	410	208	268	285	335	10	23,5
	REAR CS67/2	40-33249	98136	394	215	257	285	335	10	23
E6 - E8 E10 - E14	FRONT	40-33274	303135/0	410	207	253	285	335	10	23.5
	REAR	40-33250	303137 303134	410	208	268	285	335	10	23.5
	REAR	40-33275	303141 59604	410	212	273	285	335	10	23.5

OEM Names and part numbers are used for reference purposes only and do not imply the parts offered are their parts

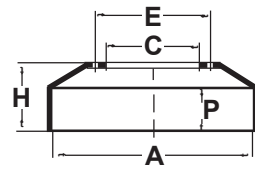



AVANT
ARRIERE
A = Alésage du tambour
P = Portée de freinage
H = Hauteur totale
C = Centrage de moyeu
E = Entraxe des trous
T = Trous

FRONT
REAR
A = Inside diameter
P = Brake surface
H = Total height
C = Hub diameter
E = Distance between holes
T = Holes

VORN
HINTEN
A = Innen diameter
P = Bremsbalnbre
H = Gesamthöhe
C = Nabenbohrung
E = Lochkreis
T = Loch

DELANTERO
TRASERO
A = Diametro pista
P = Altura pista
H = Altura total
C = Diametro acoplamiento
E = Diametro entre centros
T = Taladros



TYPE - MODEL	ESSIEU AXLE		REF. CONSTRUC. OEM REF.	A	P	H	C	E	T	
									N°	Ø
FIAT (I)		Camion Truck L.K.W. Camion								
DUCATO	FRONT DISC	40-43482	93500520 7568440 7531819	256	16	64	73	118	5 +2 +3	15 8,7 M10
	REAR	40-04080	4449694 4389374	254	64,5	98	72	118	5 +2 +3	15 8,7 M10
DUCATO	FRONT DISC	40-43547	93500521 7538682	290	16	61	73	118	5 +2 +3	15 8,7 M10
	REAR	40-04080	4449694 4389374	254	64,5	98	72	118	5 +2 +3	15 8,7 M10
DUCATO 27 (1000 kg) 31 (1400 kg)	FRONT DISC	40-43789	1300500080	280	18	65,5	73	113	5 +2	15,65 8,7
	FRONT DISC	40-43790	1300501080	280	24,2	65,8	73	113	5 +2	15,65 8,7
	REAR	40-04080	4449694 4389374	254	64,5	98	72	118	5 +2 +3	15 8,7 M10
DUCATO 35 (1800 kg)	FRONT DISC	40-43787	1307356080	300	24	65,5	80	123	5	17,76
	REAR	40-04226	1306211080	254	64,5	98	79	125	5 +4	12,5 8
SCUDO 1,6 - 1,9 D 1,9 TD - 2,0	FRONT DISC	40-43791	1316323080	257,5	20	40,7	59	94	5 +1	16,5 12,75
	REAR	40-04225	1471288080 1311823080	255	67	85	59	94	4 +1	15 9

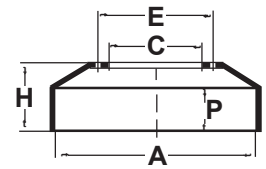
OEM Names and part numbers are used for reference purposes only and do not imply the parts offered are their parts.

AVANT
 ARRIERE
 A = Alésage du tambour
 P = Portée de freinage
 H = Hauteur totale
 C = Centrage de moyeu
 E = Entraxe des trous
 T = Trous

FRONT
 REAR
 A = Inside diameter
 P = Brake surface
 H = Total height
 C = Hub diameter
 E = Distance between holes
 T = Holes

VORN
 HINTEN
 A = Innen diameter
 P = Bremsbalbre
 H = Gesamthöhe
 C = Nabenbohrung
 E = Lochkreis
 T = Loch

DELANTERO
 TRASERO
 A = Diametro pista
 P = Altura pista
 H = Altura total
 C = Diametro acopiamiento
 E = Diametro entre centros
 T = Taladros



TYPE - MODEL	ESSIEU AXLE	ABAL	REF. CONSTRUC. OEM REF.	A	P	H	C	E	T N°	∅
FODEN (GB)			Camion Truck L.K.W. Camion							
S. Series	FRONT RW5/6	40-33257	FG 26234/3	419	191	241,7	281	335	10	26
	REAR RW5/6	40-33270	FG 26236/1	419	195	260	281	335	10	23,5

OEM Names and part numbers are used for reference purposes only and do not imply the parts offered are their parts

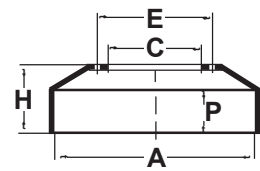
ABAL CALL : 0161 874 3131
 FAX : 0161 874 3105


AVANT
ARRIERE
A = Alésage du tambour
P = Portée de freinage
H = Hauteur totale
C = Centrage de moyeu
E = Entraxe des trous
T = Trous

FRONT
REAR
A = Inside diameter
P = Brake surface
H = Total height
C = Hub diameter
E = Distance between holes
T = Holes

VORN
HINTEN
A = Innen diameter
P = Bremsbalnbre
H = Gesamthöhe
C = Nabenbohrung
E = Lochkreis
T = Loch

DELANTERO
TRASERO
A = Diametro pista
P = Altura pista
H = Altura total
C = Diametro acoplamiento
E = Diametro entre centros
T = Taladros



TYPE - MODEL	ESSIEU AXLE		REF. CONSTRU. OEM REF.	A	P	H	C	E	T	
									N°	Ø
FORD (GB)		Camion Truck L.K.W. Camion								
CARGO 6,5-7,5 tons	FRONT & REAR	40-43716	6172906	322	30	126	148	205	6 +3	21 M8
D0 807 - D0 810 D0 907 - D0 910 CARGO	FRONT GG144	40-17014	1536517	330	116,5	179,5	157,4	205	6	20
	REAR GG186/187	40-17015	1549126	330	142	195	157,4	205	6	20
CARGO 1512-2417 2424 R - Series	FRONT GG92 CW11	40-17016	6126495	394	202,5	261	281	335	10	24,7
	REAR GG140	40-17017	1502024 6119230	394	200	224,5	279,4	335	10	20
TRANSIT 1986 > 1991	FRONT DISC	40-43478	5022675	270	24	71	78	100	5	8.7
						VENTED DISC				
	FRONT DISC	40-43481	5022676	255	15	32	78	100	5	8.7
						SOLID DISC				
TRANSIT 1991 > 1995	REAR SINGLE	40-10126	6167629	229	85	57	115	160	5	12.5
	REAR TWIN	40-10128	6166059	254	148	85	130	170	6	17.5
	FRONT DISC	40-43735	5025610	254	24	43	78.5	95	5	8.7
						VENTED DISC				
TRANSIT 1995 > on	FRONT DISC	40-43736	5025611	270	24	43	78.5	95	5	8.7
						VENTED DISC				
	REAR SINGLE	40-10129	6464214	254	57.5	96	132	160	5	12.5
	REAR TWIN	40-10130	6198026	280	75.5	132.5	142.5	180	6 +1	17.5 8.5
TRANSIT 1995 > on	FRONT DISC	40-43803	5029815	254	24.5	43	78.5	95	5	8.7
						VENTED DISC				
	FRONT DISC	40-43804	5029816	270	24.5	43	78.5	95	5	8.7
					VENTED DISC					
	REAR 15"Wheel	40-10130	6198026	280	75.5	132.5	142.5	180	6 +1	17.5 8.5

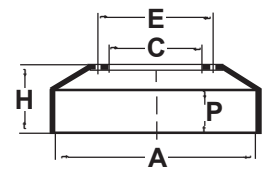
OEM Names and part numbers are used for reference purposes only and do not imply the parts offered are their parts.


AVANT
ARRIERE
A = Alésage du tambour
P = Portée de freinage
H = Hauteur totale
C = Centrage de moyeu
E = Entraxe des trous
T = Trou

FRONT
REAR
A = Inside diameter
P = Brake surface
H = Total height
C = Hub diameter
E = Distance between holes
T = Holes

VORN
HINTEN
A = Innen diameter
P = Bremsbalnbre
H = Gesamthöhe
C = Nabenbohrung
E = Lochkreis
T = Loch

DELANTERO
TRASERO
A = Diametro pista
P = Altura pista
H = Altura total
C = Diametro acopiamiento
E = Diametro entre centros
T = Taladros



TYPE - MODEL	ESSIEU AXLE		REF. CONSTRUC. OEM REF.	A	P	H	C	E	T N°	∅
FRUEHAUF (F)		Remorque Trailer Anhängen Remolque								
311x203 P75	311x203 PROPAR P75	40-00833	M006840 A-JA0651.001 A-23198.00 85247	311	215	286	208	245	6	19
SMB-C3-11/65 311x203 P15.1	311x203 FU17/18	40-00892	M006867 A-JA0650.001 A-25652.00 86960	311	215	300	178	225	10	26,5
SMB C5-12	360x200	40-00893	M009740	360	214	266	230	275	8	26
420x200 - D30	420x200 B.P.W.	40-00377	05121 A5121	420	211	238	290	335	6	21
419x150 P15	419x150 PROPAR P15	40-00826	A-16107.00 31568	419	159	197	280	310	5	17
419x178 P.PS 13.15	419x178 PROPAR P	40-00814	A-JA0490.001 A-15597.00 31105	419	190	222	290	335	6	21
419x178 P.PS 13.15	419x178 PROPAR P	10-065	A-JA0489.001 A-19296.00 A-15618.00 31270	419	191	271	288	335	10	26
419x178 PSL	419x178 PROPAR PSL	10-066	A-JB0335.001 A-JB0026.001 A-31468.00 31468	419	188	228,6	288	335	10	26
419x203 "P.DISK" LARGE	419x203	40-31469	A-JB0121-001	419	213	283,5	288	335	10	26
S.M.B. C2-10	FT11/12	40-31470	M006166 AJB-0465001	419	198,5	243,7	288	335	10	26
S.M.B. C1-10/11/12/13	FT6/7	40-31471	M003176 AJB-0465002	419	211	256,2	288	335	10	26
S.M.B. L1 - 419x203	419x203	40-31472	M068445	419	212	237	280	335	10	26
S.M.B. KNORR-SB7000	DISC	40-43900	M069018	430	45	157	280	335	10	25,5
S.M.B. KNORR-SB6000	DISC	40-43899	M078157	377	45	138,5	169	196	8	M14

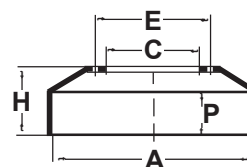
OEM Names and part numbers are used for reference purposes only and do not imply the parts offered are their parts


AVANT
ARRIERE
A = Alésage du tambour
P = Portée de freinage
H = Hauteur totale
C = Centrage de moyeu
E = Entraxe des trous
T = Trous

FRONT
REAR
A = Inside diameter
P = Brake surface
H = Total height
C = Hub diameter
E = Distance between holes
T = Holes

VORN
HINTEN
A = Innen diameter
P = Bremsbalnbre
H = Gesamthöhe
C = Nabenbohrung
E = Lochkreis
T = Loch

DELANTERO
TRASERO
A = Diametro pista
P = Altura pista
H = Altura total
C =Diametro acoplamiento
E = Diametro entre centros
T = Taladros



TYPE - MODEL	ESSIEU AXLE		REF. CONSTRUC. OEM REF.	A	P	H	C	E	T	
									N°	∅
HINO (J)		Camion Truck L.K.W. Camion								
EJN3 J5L	FRONT NN 60	40-02620	435122330	406,4	135	207	282	335	10	26
KELC5 KELC7	REAR NN 61	40-02622	43512 1341 43512 1342 43512 2420 43512 2421	406,4	211	269	282	335	10	23
FYK 1994/1995	FRONT NN 62	40-02623	435124090	406,4	158	220	282	335	10	26
	REAR NN 63	40-02624	435124100	406,4	224	283	282	335	10	26

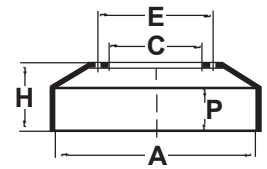
OEM Names and part numbers are used for reference purposes only and do not imply the parts offered are their parts.


AVANT
ARRIERE
A = Alésage du tambour
P = Portée de freinage
H = Hauteur totale
C = Centrage de moyeu
E = Entraxe des trous
T = Trous

FRONT
REAR
A = Inside diameter
P = Brake surface
H = Total height
C = Hub diameter
E = Distance between holes
T = Holes

VORN
HINTEN
A = Innen diameter
P = Bremsbalnbre
H = Gesamthöhe
C = Nabenbohrung
E = Lochkreis
T = Loch

DELANTERO
TRASERO
A = Diametro pista
P = Altura pista
H = Altura total
C = Diametro acopiamiento
E = Diametro entre centros
T = Taladros



TYPE - MODEL	ESSIEU AXLE		REF. CONSTRUC. OEM REF.	A	P	H	C	E	T N°	∅
IVECO (I)		Camion Truck L.K.W. Camion								
DAILY										
DAILY 30.8-30.9-30.10 89-->96	FRONT DISC	40-43766	1.904.528 8.582.290	267	14,5	154	59	170	6	M18 x1,5
	REAR 254x70	40-10047	9.980.721	254,4	83	126	130	170	6	19
SINGLE WHEELS										
DAILY 28.8-30.8-32.8 35.8-35.9-35.10-40.8 -->1996	FRONT DISC	40-43179	1.904.529 93.800.492	267	14,2	111,5	59 160	170	6 +1	M18 x1,5
	FRONT 254x89	40-10068	7.165.379 7.910.200	254	90	122,5	130	170	6 +1	19 F8,5
	TWIN WHEELS									
DAILY -->1996 35.8-35.10-35.12	FRONT DISC	40-43560	1.908.772 93821918	290	22	111	126	170	6	M18 x1,5
	REAR DISC	40-43561	1.908.773 7.180.256	289	22	84,5	84	108	8	11,5
SINGLE WHEELS										
DAILY TURBO 45.10 - 49.10	FRONT DISC	40-43570	1.904.531 8.584.182	280	16	142	59 95	170	6	M18 x1,5
	REAR MB80/81	40-10402	7.165.402 7.910.361	270	87,5	144	130	170	6 +1	19 F8,5
TWIN WHEELS										
DAILY TURBO 59.12	FRONT DISC	40-43571	1.904.693	290	25,2	160,5	120	205	6	M18 x1,5
	VENTED DISC									
REAR PB23/26	40-10403	7.172.788	310	108	140	165	205	6	18	

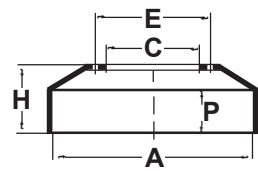
OEM Names and part numbers are used for reference purposes only and do not imply the parts offered are their parts


AVANT
ARRIERE
A = Alésage du tambour
P = Portée de freinage
H = Hauteur totale
C = Centrage de moyeu
E = Entraxe des trous
T = Trous

FRONT
REAR
A = Inside diameter
P = Brake surface
H = Total height
C = Hub diameter
E = Distance between holes
T = Holes

VORN
HINTEN
A = Innen diameter
P = Bremsbalnbre
H = Gesamthöhe
C = Nabenbohrung
E = Lochkreis
T = Loch

DELANTERO
TRASERO
A = Diametro pista
P = Altura pista
H = Altura total
C = Diametro acoplamiento
E = Diametro entre centros
T = Taladros



TYPE - MODEL	ESSIEU AXLE		REF. CONSTRUC. OEM REF.	A	P	H	C	E	T	
									N°	Ø
IVECO (I)			Camion Truck L.K.W. Camion							
40.8-40NC-OM40 50.8-50.9-50.10 55.8-55.9-55.10	FRONT 325x80	40-20586	8.547.081 8.546.995 8.546.956	325	91	112	248	270	8	12,5
50NC-55NC	REAR 325x80	40-20208	8.546.971 8.546.957	325	87	137	161	205	6	18,5
OM18-34-36 OM60-65-70	FRONT 325x100	40-20559	8.547.047 8.542.739	325	107	133	248	270	8	12,5
	REAR 325x100	40-20560	8.547.048	325	108	157	161	205	6	19
50-55-60 65-70-75	FRONT FI100/101	40-21824	7.160.033 4.707.533	325	90	116	225	280	6 +4	13 M12
	REAR FI120/121	40-21825	7.165.361 7.160.035 4.707.532	325	108	135	255	280	6 +4	13 M12
60.11-60.12 65.10 - TURBO Z	FRONT & REAR 325x100	40-21825	7.165.361 7.160.035 4.707.532	325	108	135	255	280	6 +4	13 M12
65.12-79.10 79.12-79.13	FRONT & REAR SY20/26	40-01831	7.165.564 7.160.113	325	131	159	255	280	6 +4	13 M12
65.12 - 65.14 - ZETA	FRONT DISC	40-43737	1.904.532 7.171.274 7.168.368	315	26	118,5	160	205	6	18,5
	REAR FI120/121	40-21825	7.165.361 7.160.035 4.707.532	325	108	135	255	280	6 +4	13 M12
79.12 - 19.14 - ZETA	FRONT DISC	40-43737	1.904.532 7.171.274 7.168.368	315	26	118,5	160	205	6	18,5
	REAR SY20/26	40-01831	7.165.564 7.160.113	325	131	159	255	280	6 +4	13 M12
95.14 ZETA	FRONT DISC	40-43703	1.907.765 7.171.255	322	30	129	220	275	8	20,15
	REAR 325x140	40-01160	7.164.441 7.910.297	325	150	194	228	275	8 +2 +2	21,5 M10 F11
109.14 ZETA	FRONT DISC	40-43703	1.907.765 7.171.255	322	30	129	220	275	8	20,15
	REAR SY33/34	40-01016	7.164.694	325	169	229	228	275	8 +2 +2	21,5 M10 F11

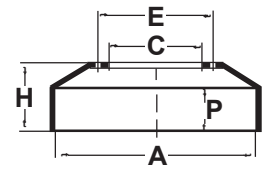
OEM Names and part numbers are used for reference purposes only and do not imply the parts offered are their parts.


AVANT
ARRIERE
A = Alésage du tambour
P = Portée de freinage
H = Hauteur totale
C = Centrage de moyeu
E = Entraxe des trous
T = Trous

FRONT
REAR
A = Inside diameter
P = Brake surface
H = Total height
C = Hub diameter
E = Distance between holes
T = Holes

VORN
HINTEN
A = Innen diameter
P = Bremsbalnbre
H = Gesamthöhe
C = Nabenbohrung
E = Lochkreis
T = Loch

DELANTERO
TRASERO
A = Diametro pista
P = Altura pista
H = Altura total
C = Diametro acopiamiento
E = Diametro entre centros
T = Taladros



TYPE - MODEL	ESSIEU AXLE		REF. CONSTRUC. OEM REF.	A	P	H	C	E	T N°	∅
IVECO (I)		Camion Truck L.K.W. Camion								
100 - 100EC 110 - 110NC- 110BR 130 - 130NC - 130NR	FRONT 420x125	40-25016	4.646.008	420	142	154	298	350	5	15
	REAR 420x125	40-15069	7.910.002 4.608.754 4.562.995	420	135	150	298	350	5	15
115.14 - 115.17 135.14 - 135.17	FRONT & REAR FI 124	40-01037	7.172.552 7.166.307 7.910.298	360	180	231	228	275	8 +2 +2	22 M12 F11
145.17	FRONT & REAR FI 124	40-01038	7.173.107 7.167.613 7.910.340	360	179	250,5	228	275	8 +2 +2	23 M12 F11
619 - 683 - 684 693 - 697 300PC - 300PI	FRONT 420x125	40-18120	7.160.108 4.607.418 4.607.415	420	135	150	298	350	6	17
	FRONT 420x190	40-18121	7.160.107 7.160.106 4.605.214	420	190	224	298	350	6	17
159NC17 - 159U17 159NC20 - 159U20	FRONT & REAR 420x140	40-25017	7.160.103 4.692.896	420	148,5	180,5	290	350	6	17
175.17 - 175.24 180.24 - 180.26	FRONT & REAR CW 4	40-00984	7.163.802 7.910.300 7.910.240	381	186	242,5	285	335	10 +2	23 M12
170NC20 - 170NC276 170NT33 - 170NT35 190NC26 - 190NT26 190NC33 - 190NT33 190U26 - 190U35	FRONT 420x140	40-25017	7.160.103 4.692.896	420	148,5	180,5	298	350	6	17
	REAR 420x180	40-25018	7.160.102 4.693.304	420	191	223	298	350	6	17
190.PAC20-190PAC26 260PAC26 330.26/35	FRONT CW 4	40-00519	247.5817 4.711.888	381	186	235,5	285	335	10 +2	23 M12
	FRONT CW 4	40-03356	445.9413	381	186	240,5	285	335	10 +2	23 M12
	REAR CW 4	40-00520	247.9853	381	186	271,5	285	335	10 +2	23 M12
190.26 - 190.33 190.35 - 190.38 190.42 - TURBO.STAR	FRONT & REAR CW 4	40-00984	7.163.802 7.910.300 7.910.240	381	186	242,5	285	335	10 +2	23 M12
	REAR CW 4	40-01845	4.200.3218 7.910.130	381	197	248	285	335	10 +2	23 M12

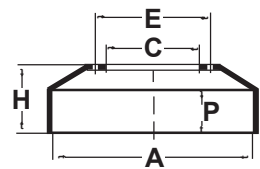
OEM Names and part numbers are used for reference purposes only and do not imply the parts offered are their parts


AVANT
ARRIERE
A = Alésage du tambour
P = Portée de freinage
H = Hauteur totale
C = Centrage de moyeu
E = Entraxe des trous
T = Trous

FRONT
REAR
A = Inside diameter
P = Brake surface
H = Total height
C = Hub diameter
E = Distance between holes
T = Holes

VORN
HINTEN
A = Innen diameter
P = Bremsbalnbre
H = Gesamthöhe
C = Nabenbohrung
E = Lochkreis
T = Loch

DELANTERO
TRASERO
A = Diametro pista
P = Altura pista
H = Altura total
C = Diametro acoplamiento
E = Diametro entre centros
T = Taladros



TYPE - MODEL	ESSIEU AXLE		REF. CONSTRUC. OEM REF.	A	P	H	C	E	T N°	∅
IVECO - EUROCARGO (I)										
60E10-60E12-60E14 65E10-65E12-65E14 75E12-75E14	FRONT & REAR DISC	40-43713	1907725 7173036 without studs	304	30	128,5	165	205	6 +2	18,5 M10
80E15-80E18-80E21 100E15-100E18-100E21	FRONT & REAR DISC	40-43712	1907726 7172018 without studs	322	30	134	215	275	8 +2	20 M10
120E15-120E18-120E23 130E15-130E18-130E23 260E23	FRONT DISC	40-43709	1907568 7172882 without studs	370	45	150	215	275	8	20,15
	REAR PB22	40-01037	7172552 7166307 7910298	360	180	231	228	275	8 +2 +2	22 M10 F11
150E18-150E23-150E27 280E23 320E27	FRONT DISC	40-43710	1907.569 7172930 without studs	370	45	181,5	215	275	8	20,15
	REAR PB 22	40-01038	7173107 7167613 7910340	360	180	250	228	275	8 +2 +2	22 M10 F11

OEM Names and part numbers are used for reference purposes only and do not imply the parts offered are their parts.



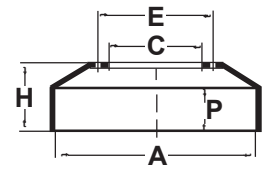
CALL : 0161 874 3131
FAX : 0161 874 3105


AVANT
ARRIERE
A = Alésage du tambour
P = Portée de freinage
H = Hauteur totale
C = Centrage de moyeu
E = Entraxe des trous
T = Trous

FRONT
REAR
A = Inside diameter
P = Brake surface
H = Total height
C = Hub diameter
E = Distance between holes
T = Holes

VORN
HINTEN
A = Innen diameter
P = Bremsbalnbre
H = Gesamthöhe
C = Nabenbohrung
E = Lochkreis
T = Loch

DELANTERO
TRASERO
A = Diametro pista
P = Altura pista
H = Altura total
C = Diametro acopiamiento
E = Diametro entre centros
T = Taladros



TYPE - MODEL	ESSIEU AXLE		REF. CONSTRUC. OEM REF.	A	P	H	C	E	T	N°	Ø
IVECO - EUROTECH (I)											
180E27 190E27-190E30	FRONT DISC	40-43711	1908729 1907631 1908614 7173317	430	50	102	170	195	12		M16
										VENTED DISC	
	REAR CW 4	40-00987	7173281	381	190	254	285	335	10 +2 +2		23 M12 F11
	REAR CW 4	40-00988	7173383	381	186	239	285	335	10 +2 +2		23 M12 F11
190E27/34 CURSOR 240/350	REAR PB24/25	40-00982	7180996	410	205,5	251	285	335	10		23
190E34 - 190E38 - 190E42 240E38 - 240E42 400E34 - 400E42 440E34 - 440E42	FRONT DISC	40-43711	1908729 1907631 1908614 7173317	430	50	102	170	195	12		M16
										VENTED DISC	
	REAR PB24/25	40-00985	7172079	410	210	258	285	335	10 +2 +2		23 M12 F11
EUROSTAR 1997- EUROTECH 1997-	FRONT DISC	40-43911	1906461 7182305 7179778	436	45	138,5	210	240	12		M 16x2
										VENTED DISC	
EUROTRACKER MP260E30 MP260E34 MP260E37 260 30H 340 - E37 380 - E34	FRONT PB 25	40-00986	7172329	410	190	249,5	285	335	10 +2 +2		23 M12 F11
	REAR PB25 RW28	40-00983	42118426	410	203	272	285	335	10		23
	REAR PB24 RW29	40-00989	42118427 42102583	410	208	282,5	285	335	10		23

OEM Names and part numbers are used for reference purposes only and do not imply the parts offered are their parts



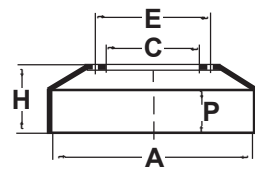
CALL : 0161 874 3131
FAX : 0161 874 3105


AVANT
ARRIERE
A = Alésage du tambour
P = Portée de freinage
H = Hauteur totale
C = Centrage de moyeu
E = Entraxe des trous
T = Trous

FRONT
REAR
A = Inside diameter
P = Brake surface
H = Total height
C = Hub diameter
E = Distance between holes
T = Holes

VORN
HINTEN
A = Innen diameter
P = Bremsbalnbre
H = Gesamthöhe
C = Nabenbohrung
E = Lochkreis
T = Loch

DELANTERO
TRASERO
A = Diametro pista
P = Altura pista
H = Altura total
C = Diametro acoplamiento
E = Diametro entre centros
T = Taladros



TYPE - MODEL	ESSIEU AXLE		REF. CONSTRUC. OEM REF.	A	P	H	C	E	T	
									N°	Ø
IVECO (I)		Autobus Bus Bus Bus								
370-10.25 370-11.25 370-12.25-12.35	FRONT & REAR PB34/35	40-01884	7.161.879 7.161.338	410	206	255	285	335	10 +2	23 M12
370-12.30	FRONT DISC	40-43901	1.904.534 8.124.117	417	30	80	157	186	10	18,5
	VENTED DISC									
	REAR 410x220	40-01020	7.165.358	410	222	277	285	335	10 +2	23 M12
470-10.20-12.20 471-10.20-12.20 570-10.20-12.20 571-10.20-12.20 670-12.20	FRONT CW 4	40-01132	4203.7813 507.510	381	188	255	285	335	10	23
	FRONT CW 4	40-01135	4202.6801	381	186	235	285	335	10 +2	27 M12
	REAR CW 4	40-03351	4200.3912 247.7358 247.6108	381	189	229	295	335	10 +2	23 M12
	REAR CW 4	40-01845	4200.3218 7910130	381	197	248	295	335	10 +2	23 M12
471-10.20 471-12.20	FRONT DISC	40-43902	1.904.535 4206.4658	425	45	165,5	215	255	10	M6
	VENTED DISC									
	REAR PB34/35	40-01133	4206.4755	410	208	273	285	335	10 +2	23 M12
480-10.21-12.21 571-10.21-12.21 580-10.21-12.21 671-12.24 680-12.26	FRONT DISC	40-43903	1.907.764 4206.3700	425	45	170,5	285	335	10	22
	VENTED DISC									
	REAR PB34/35	40-01133	4206.4755	410	208	273	285	335	10 +2	23 M12
EUROCLASS 380 CITYCLASS 491 EURORIDER	FRONT DISC	40-43912	93161407	417	28	67	159	185	10	18
VENTED DISC										

OEM Names and part numbers are used for reference purposes only and do not imply the parts offered are their parts.

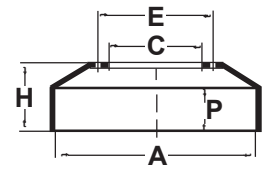



AVANT
ARRIERE
A = Alésage du tambour
P = Portée de freinage
H = Hauteur totale
C = Centrage de moyeu
E = Entraxe des trous
T = Trous

FRONT
REAR
A = Inside diameter
P = Brake surface
H = Total height
C = Hub diameter
E = Distance between holes
T = Holes

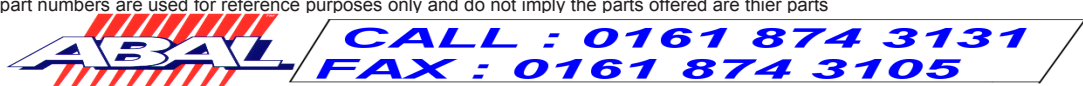
VORN
HINTEN
A = Innen diameter
P = Bremsbalbre
H = Gesamthöhe
C = Nabenbohrung
E = Lochkreis
T = Loch

DELANTERO
TRASERO
A = Diametro pista
P = Altura pista
H = Altura total
C = Diametro acopiamiento
E = Diametro entre centros
T = Taladros



TYPE - MODEL	ESSIEU AXLE		REF. CONSTRU. OEM REF.	A	P	H	C	E	T	N°	Ø
KASSBOHRER (D)		Remorque Trailer Anhängen Remolque									
300x200	300x200	40-31914	016.26.52.312.01	300	216	300	185	225	10	23	
400x200	400x200	40-31115	015.26.85.111.15B	400	215	266	290	335	10	23	
400x200	400x200	40-30994	015.26.21.112.34B	400	211	293	290	335	10	23	
400x200	400x200	40-31917	010.24.21.949.11 0203280500	400	210	315	280	335	10	23	
400x200	400x200	40-30912	015.26.22.112.32B	400	210	315	290	335	10	23	
400x200	400x200	40-30913	016.26.22.111.32B	400	222	334	290	335	10	23	

OEM Names and part numbers are used for reference purposes only and do not imply the parts offered are their parts

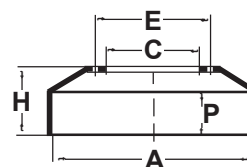



AVANT
ARRIERE
A = Alésage du tambour
P = Portée de freinage
H = Hauteur totale
C = Centrage de moyeu
E = Entraxe des trous
T = Trous

FRONT
REAR
A = Inside diameter
P = Brake surface
H = Total height
C = Hub diameter
E = Distance between holes
T = Holes

VORN
HINTEN
A = Innen diameter
P = Bremsbalnbre
H = Gesamthöhe
C = Nabenbohrung
E = Lochkreis
T = Loch

DELANTERO
TRASERO
A = Diametro pista
P = Altura pista
H = Altura total
C = Diametro acoplamiento
E = Diametro entre centros
T = Taladros



TYPE - MODEL	ESSIEU AXLE		REF. CONSTRUC. OEM REF.	A	P	H	C	E	T	
									N°	Ø
LEYLAND (GB)		Camion Truck L.K.W. Camion								
T45 ROAD RUNNER 6.10 - 6.12 - 6.13 - 6.15 8.10 - 8.12 - 8.13 - 8.15	FRONT DISC	40-43720	RAK7404 PAK3545 PAK5513 MAK7529	315	26	122	119	138	10	M12
	REAR MP37/38	40-33208	RAK 5412	325	109	176,5	163	205	6	20
ROAD RUNNER 10.12 - 10.13 - 10.15	FRONT DISC	40-43805	PAK3546 NAK2487	312	30	137	133,5	155	12	M12
CONSTRUCTOR CRUISER FREIGHTER	FRONT LE 71	40-33196	RAK4499 NJK2779 NAK6303	411	194	235	282,6	335	10	23,5
	REAR LE 70	40-33197	RAK4552 NAK7484 RAK6766	411	181	241	282,6	335	10	23,5
	REAR LE 71	40-33198	RAK4602 NAK7541	411	196	255	282,6	335	10	23,5
	REAR LE 71	40-33199	NJJ2487 RAK7985	411	181	241	282,6	335	10	24
	REAR LE 71	40-33201	NJJ2488 RAK7140	411	196	255	282,6	335	10	24
LEYLAND - A.E.C.	FRONT GG 83	40-33209	AAW 4896 AAW 4872	394	165	208	279,4	335	10	23,5
	REAR 394x178	40-33185	AAW 4701	394	199	238	280	335	10	32
	REAR 394x203	40-33186	F1/15634	394	231	264	280	335	10	32
LYNX PANTHER TIGER	FRONT LE 69/1	40-33215	RLK1778 NAK7155	394	173	208	282,6	335	10	23,5
OLYMPIAN	REAR LE 60/2	40-33212	NAK2636	394	222	267	282,6	335	10	23,5
OLYMPIAN (VOLVO)	FRONT 410X175	40-03879	3111104/0	410	193	250	282	335	10	28
	REAR 410X225	40-03880	3111116/4	410	240	286	282	335	10	28

OEM Names and part numbers are used for reference purposes only and do not imply the parts offered are their parts.

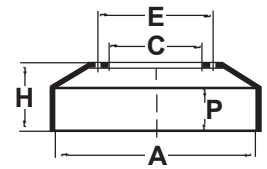



AVANT
ARRIERE
A = Alésage du tambour
P = Portée de freinage
H = Hauteur totale
C = Centrage de moyeu
E = Entraxe des trous
T = Trous

FRONT
REAR
A = Inside diameter
P = Brake surface
H = Total height
C = Hub diameter
E = Distance between holes
T = Holes

VORN
HINTEN
A = Innen diameter
P = Bremsbalnbre
H = Gesamthöhe
C = Nabenbohrung
E = Lochkreis
T = Loch

DELANTERO
TRASERO
A = Diametro pista
P = Altura pista
H = Altura total
C = Diametro acopiamiento
E = Diametro entre centros
T = Taladros



TYPE - MODEL	ESSIEU AXLE		REF. CONSTRUC. OEM REF.	A	P	H	C	E	T N°	∅
LDV - Freight Rover (GB)		Camion Truck L.K.W. Camion								
200, 230, 250, 255	FRONT DISC	40-43734	KAM2107	275	14.3	54	82	105	5	10
								SOLID DISC		
200 Mini Bus	FRONT DISC	40-43733	AAR5516	275	24	67	82	105	5	10
								VENTED DISC		
285, 310	FRONT DISC	40-43734	KAM2107	275	14.3	54	82	105	5	10
								SOLID DISC		
350 350 Mini Bus	FRONT DISC	40-43734	KAM2107	275	14.3	54	82	105	5	10
								SOLID DISC		
	FRONT DISC	40-43733	AAR5516	275	24	67	82	105	5	10
								VENTED DISC		
400 Series Single rear wheels	FRONT DISC	40-43734	KAM2107	275	14.3	54	82	105	5	10
								SOLID DISC		
400 Series Twin rear wheels 3.5 V8 engine	FRONT DISC	40-43733	AAR5516	275	24	67	82	105	5	10
								VENTED DISC		

OEM Names and part numbers are used for reference purposes only and do not imply the parts offered are their parts



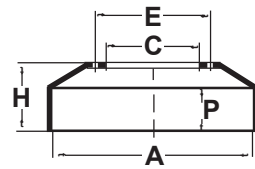
CALL : 0161 874 3131
FAX : 0161 874 3105


AVANT
ARRIERE
A = Alésage du tambour
P = Portée de freinage
H = Hauteur totale
C = Centrage de moyeu
E = Entraxe des trous
T = Trous

FRONT
REAR
A = Inside diameter
P = Brake surface
H = Total height
C = Hub diameter
E = Distance between holes
T = Holes

VORN
HINTEN
A = Innen diameter
P = Bremsbalnbre
H = Gesamthöhe
C = Nabenbohrung
E = Lochkreis
T = Loch

DELANTERO
TRASERO
A = Diametro pista
P = Altura pista
H = Altura total
C = Diametro acoplamiento
E = Diametro entre centros
T = Taladros



TYPE - MODEL	ESSIEU AXLE		REF. CONSTRUC. OEM REF.	A	P	H	C	E	T	
									N°	Ø
M•A•N (D)		Camion Truck L.K.W. Camion								
All models from 13.168 to 48.362	FRONT MP 31/2	40-03494	81.50110.0231 81.50110.0223 81.50110.0147 81.50110.0108	410	167	213	298	335	10 +3	23 M12
	FRONT MP 31/2	40-03085	81.50110.0213 81.50110.0118	410	172	250	298	335	10 +3 +2	23 M12 F13
	FRONT MP 32/2	40-03495	81.50110.0227 81.50110.0214 81.50110.0232	410	188	232	298	335	10 +3 +2	23 M12 F13
	REAR MP 31/2	40-03065	81.50110.0102	410	172	270	298	335	10 +5 +3	23 24 M12
	REAR MP 32/2	40-03064	81.50110.0134 81.50110.0101	410	192	280	298	335	10 +5 +3	23 24 M12
	REAR MP 36/2	40-03075	81.50110.0144 81.50110.0107 81.50110.0104	410	230	300	298	335	10 +5 +3	23 24 M12
L2000 (93 > 96)	FRONT DISC	40-43904	81.50803.0010	324	30	102	135	158	10	M14
						VENTED DISC				
L2000 (1996-) L2100 (1996-)	FRONT DISC	40-43623	81.50.803.0026	330	34	104	135	158	10	M14
						VENTED DISC				
L2000 (1996-) L2100 (1996-) with ABS	FRONT DISC	40-43624	81.50.803.00.22	330	34	124	157	180	12	M12
						VENTED DISC				
M2000 12t to 18t	FRONT DISC	40-43913	81.50.803.00.27 81.50.803.00.20	377	45	128	162	195	10	M14
						VENTED DISC				
2000 (Série I) (15t to 25t) FRH422	FRONT DISC	40-43905	81.50.803.00.14 81.50.803.00.09	438	45	135	200	235	10	M16
						VENTED DISC				
F2000 (Série II) (19t to 32t) LUCAS D3	FRONT DISC	40-43908	81.30.803.00.38 81.50.803.00.31 81.50.803.00.23	432	45	130	131	168	12	19
						VENTED DISC				
F -	FRONT DISC	40-43914	81.50.803.00.21	432	45	135	208	235	10	M16
						VENTED DISC				
F - with ABS	FRONT DISC	40-43915	81.50.803.00.28	432	45	135	208	235	10	M16
						VENTED DISC				

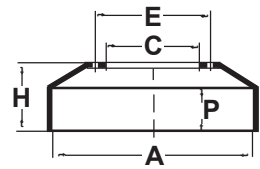
OEM Names and part numbers are used for reference purposes only and do not imply the parts offered are their parts.


AVANT
ARRIERE
A = Alésage du tambour
P = Portée de freinage
H = Hauteur totale
C = Centrage de moyeu
E = Entraxe des trous
T = Trous

FRONT
REAR
A = Inside diameter
P = Brake surface
H = Total height
C = Hub diameter
E = Distance between holes
T = Holes

VORN
HINTEN
A = Innen diameter
P = Bremsbalnbre
H = Gesamthöhe
C = Nabenbohrung
E = Lochkreis
T = Loch

DELANTERO
TRASERO
A = Diametro pista
P = Altura pista
H = Altura total
C = Diametro acoplamiento
E = Diametro entre centros
T = Taladros



TYPE - MODEL	ESSIEU AXLE		REF. CONSTRU. OEM REF.	A	P	H	C	E	T		
									N°	Ø	
M•C•W (GB)		Autobus Bus Bus Bus									
METRORIDER Optional Disc Brakes 1987 -->	FRONT DISC	40-43732	X1857658 X2057948	322	30	110	166	215	12	M12	
						VENTED DISC					

OEM Names and part numbers are used for reference purposes only and do not imply the parts offered are their parts.

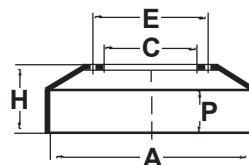



AVANT
ARRIERE
A = Alésage du tambour
P = Portée de freinage
H = Hauteur totale
C = Centrage de moyeu
E = Entraxe des trous
T = Trou

FRONT
REAR
A = Inside diameter
P = Brake surface
H = Total height
C = Hub diameter
E = Distance between holes
T = Holes

VORN
HINTEN
A = Innen diameter
P = Bremsbalnbre
H = Gesamthöhe
C = Nabenbohrung
E = Lochkreis
T = Loch

DELANTERO
TRASERO
A = Diametro pista
P = Altura pista
H = Altura total
C = Diametro acopiamiento
E = Diametro entre centros
T = Taladros



TYPE - MODEL	ESSIEU AXLE		REF. CONSTRUC. OEM REF.	A	P	H	C	E	T	N°	Ø
MERCEDES DAIMLER BENZ (D)		Camion Truck L.K.W. Camion									
207VAN-05/77 208VAN-209VAN 210VAN-09/82	FRONT DISC	40-43254	601.420.02.72 601.421.51.12 601.421.50.12	280	16	78,6	88	112	5		12,5
	REAR MB90/91	40-10113	601.423.51.01	230	42,5	73	85	130	5 +1		15 8,6
307VAN-05/77 308VAN-309VAN 310VAN-407VAN 409VAN-410VAN 09/82	FRONT DISC	40-43254	601.420.02.72 601.421.51.12 601.421.50.12	280	16	78,6	88	112	5		12,5
	REAR MB88/89	40-30194	601.423.50.01	260	65	83	85	130	5 +1		15 8,6
L407-408-409 410-507-508 L510-10/88	FRONT DISC	40-43621	601.421.05.12 601.421.03.12 601.420.03.72	280	22	78,6	88	112	5		12,5
	REAR MB80/81	40-03066	611.356.0002 611.356.0102 611.356.0402	270	88	213	HUB	205	6		14
230 LANDCRUISER 240 LANDCRUISER 280 LANDCRUISER 300 LANDCRUISER	FRONT DISC	40-43604	460.421.00.12	303	16	83	85	130	5		15
	REAR MB88/89	40-30194	601.423.50.01	260	65	83	85	130	5 +1		15 8,6
406D,L,LK L407D,LK L409,LK L508D	FRONT MB69/70	40-03416	309.334.06.04 309.350.10.47	300	86,5	152	HUB Ø 80	205	6		14
	REAR MB69/70	40-03267	309.356.04.02 309.356.07.02 309.350.05.47	300	86,5	228	HUB	205	6		14
L508,DG L608,LK	FRONT 300x98	40-03283	310.334.08.04	300	112	185	HUB	205	6		14
	REAR 300x98	40-03284	310.356.00.02 310.350.01.47	300	112	260	HUB	205	6		14
L608D L613D	FRONT MB94/95	40-03263	310.334.14.04	304	116	185	HUB	205	6		14
	REAR MB94/95	40-03273	310.356.07.02	304	112	260	HUB	205	6		14
613P	FRONT MB102	40-03224	310.334.16.04	304	143	175	HUB	205	6		18
	REAR MB102	40-03275	310.356.09.02	304	148	294	HUB	205	6		18

OEM Names and part numbers are used for reference purposes only and do not imply the parts offered are their parts



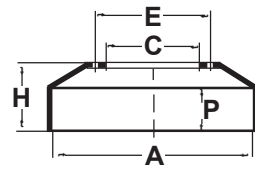
CALL : 0161 874 3131
FAX : 0161 874 3105


AVANT
ARRIERE
A = Alésage du tambour
P = Portée de freinage
H = Hauteur totale
C = Centrage de moyeu
E = Entraxe des trous
T = Trous

FRONT
REAR
A = Inside diameter
P = Brake surface
H = Total height
C = Hub diameter
E = Distance between holes
T = Holes

VORN
HINTEN
A = Innen diameter
P = Bremsbalnbre
H = Gesamthöhe
C = Nabenbohrung
E = Lochkreis
T = Loch

DELANTERO
TRASERO
A = Diametro pista
P = Altura pista
H = Altura total
C = Diametro acoplamiento
E = Diametro entre centros
T = Taladros



TYPE - MODEL	ESSIEU AXLE		REF. CONSTRUC. OEM REF.	A	P	H	C	E	T	
									N°	Ø
MERCEDES DAIMLER BENZ (D)			Camion Truck L.K.W. Camion							
608LP 709LP	FRONT MB64	40-03154	314.334.04.04 314.330.07.37	300	101	152	HUB	205	6	18
	REAR MB64	40-03155	314.356.02.02 314.350.05.47	300	101	249	HUB	205	6 +8	18 M12
609VAN - 709 VAN 711 VAN - 03/85 ›	FRONT DISC	40-43414	669.421.06.12 669.421.01.12	304	30	91	118	140	6	M12 X1,5
				VENTED DISC						
609-611-614-709-711 809-811-814	REAR MB107/108	40-03228	668.356.01.02	300	93	213	HUB	205	6	14
	REAR MB100/101	40-03253	668.356.0202	300	112	273	HUB	205	6	14
	REAR MB117/118	40-03229	670.356.0002	300	132	294	HUB	205	6	18
709 K	FRONT MB116	40-03474	673.334.02.04 673.334.00.04 673.334.01.04	308	100	153	HUB	205	10	18
709K-809K 814K-L-S-F	FRONT MB109	40-03475	674.334.15.04 674.334.04.04 674.334.06.04 674.334.11.04	308	115	163	HUB	205	6	18
809-814	REAR MB109	40-03230	673.356.04.02 673.356.07.02	308	120	284	HUB	205	6	18
809-814-817	FRONT MB110/97	40-03067	675.334.01.04 675.334.19.04 675.334.21.04 675.334.43.04	308	130	171	HUB	205	6	18
	REAR MB110	40-03069	673.356.03.02 673.356.12.02	308	132	292	HUB	205	6	18
808LP,LPK,LPS 809LP,LPK 811 › 77 813 › 77	FRONT MB71	40-03288	316.334.03.04 316.330.08.37	300	142	175	HUB	205	6	18
	REAR MB71	40-03289	316.356.01.02 316.350.04.47	300	144	289	HUB	205	6 +8	18 M12
811LP,LPK 813LP,LPK,LPS 913LP,LPK,LPS	FRONT MB71	40-03424	318.334.00.04 318.330.01.37	300	142	197	HUB	205	6	18
	REAR MB71	40-03425	318.356.01.02 318.350.01.47	300	146	294	HUB	205	6 +8	18 M14
809VAN - 811 VAN 03/85 ›	FRONT DISC	40-43422	670.421.03.12 670.421.01.12	324	30	91	118	140	6	M12 X1,5
				VENTED DISC						

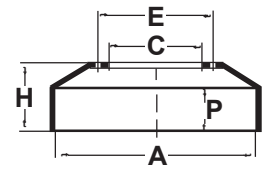
OEM Names and part numbers are used for reference purposes only and do not imply the parts offered are their parts.


AVANT
ARRIERE
A = Alésage du tambour
P = Portée de freinage
H = Hauteur totale
C = Centrage de moyeu
E = Entraxe des trous
T = Trous

FRONT
REAR
A = Inside diameter
P = Brake surface
H = Total height
C = Hub diameter
E = Distance between holes
T = Holes

VORN
HINTEN
A = Innen diameter
P = Bremsbalnbre
H = Gesamthöhe
C = Nabenbohrung
E = Lochkreis
T = Loch

DELANTERO
TRASERO
A = Diametro pista
P = Altura pista
H = Altura total
C = Diametro acopiamiento
E = Diametro entre centros
T = Taladros



TYPE - MODEL	ESSIEU AXLE		REF. CONSTRUC. OEM REF.	A	P	H	C	E	T N°	∅
MERCEDES DAIMLER BENZ (D)		Camion Truck L.K.W. Camion								
813LP-908LP 913LP-1013LP 1113LP	FRONT MB102	40-03448	318.334.07.04	304	176	197	HUB	275	8	21
	REAR MB102	40-03449	318.356.05.02	304	176	296	HUB	275	8	21
809 814 817L-LS 914	FRONT MB115	40-03476	675.334.04.04 24.04/26.03/ 36.04/41.04 49.04	308	144	178	HUB	205	6	18
	FRONT MB115	40-03479	675.334.51.04 47.04/45.04 31.04/29.04	308	143	179,5	HUB	205	6	18
	REAR 308x120	40-03480	674.356.16.02 674.356.10.02	308	132	289	HUB	205	6	18
	REAR MB115	40-03223	674.356.06.02 674.356.12.02	308	147	296	HUB	205	6	18
814DA 1988-	FRONT DISC	40-43425	669.421.07.12 669.421.05.12	324	30	111,5	184	205	6	M12 X1,5
							VENTED DISC			
914AK-917AF 1114AK,S,-1117AK,S 1120AK,S	FRONT & REAR MB98/99	40-03071	677.421.02.01 677.423.02.01	360	142	193	238	275	8	21
817AF-914AF-AK 917AF-AK- 1114-1117-1120-AF	FRONT & REAR MB111/1112	40-03477	677.421.04.01	364	142	193	238	275	8 +2	21 M12
1114E-1117E 1314-1317,L,S 1320,L,S	FRONT & REAR MB104/105	40-03218	677.421.01.01 677.423.00.01	360	172	209,5	238	275	8	21
1114-1117-1120-AF 1314-1317L-LS-S	FRONT & REAR MB113/114	40-03478	677.421.05.01	364	172	209,5	238	275	8 +2	21 M12
911-B 1013-R-K 1113-B	FRONT 418x100	40-03441	353.334.02.04	418	111	190	HUB	275	8	20
	FRONT 418x100	40-03435	358.334.04.04 358.330.13.37	418	111	200,5	HUB	275	8 +16	20 M12
	REAR 418x120	40-03436	358.356.02.02 358.356.01.02 358.350.04.47	418	131	295	HUB ∅ 140	275	8 +16	20 M12
1921-1924 L,LK,LS 1924 LP,LPS 2023, 2024, 2032LP,LPS 2224, 2226, 2232LP,LPS 2624LP, 6x2, 6x4	FRONT 430X140	40-03270	335.421.03.01	430	160	190	372	400	12	16
	FRONT 440X170	40-03271	335.423.01.01	440	192	222	372	400	12 +2	16 M12

OEM Names and part numbers are used for reference purposes only and do not imply the parts offered are their parts



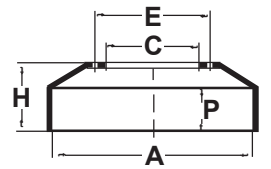
CALL : 0161 874 3131
FAX : 0161 874 3105


AVANT
ARRIERE
A = Alésage du tambour
P = Portée de freinage
H = Hauteur totale
C = Centrage de moyeu
E = Entraxe des trous
T = Trous

FRONT
REAR
A = Inside diameter
P = Brake surface
H = Total height
C = Hub diameter
E = Distance between holes
T = Holes

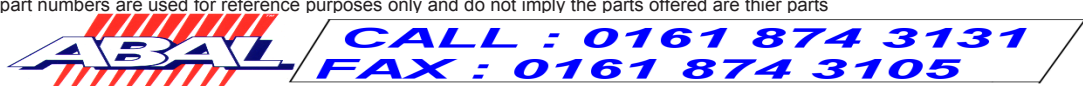
VORN
HINTEN
A = Innen diameter
P = Bremsbalnbre
H = Gesamthöhe
C = Nabenbohrung
E = Lochkreis
T = Loch

DELANTERO
TRASERO
A = Diametro pista
P = Altura pista
H = Altura total
C = Diametro acopiamiento
E = Diametro entre centros
T = Taladros



TYPE - MODEL	ESSIEU AXLE		REF. CONSTRUC. OEM REF.	A	P	H	C	E	T N°	T Ø
MERCEDES DAIMLER BENZ (D)		Camion Truck L.K.W. Camion								
ALL MODELS		REAR Ø 410								
1013-1017-1019 1213-1217	REAR MP29	40-03378	381.423.03.01	410	132	260	298	335	10 +5 +3	23 24 M12
	REAR MP29	40-04202	381.356.01.02 381.356.03.02 381.356.05.02	410	130	300	HUB	335	10 +16	23 M12
1219-1222-1225-1413 1414-1417-1419-1420 1422-1424-1425-1426	REAR MP30	40-03379	346.423.02.01	410	148	260	298	335	10	23
	REAR MP30	40-03422	381.423.01.01	410	150	270	298	335	10 +5 +3	23 24 M12
1613-1614-1617-1619 1620-1624-1625-1628 2219-2220-2222-2224 2225-2226-2228-2232 2233-2235-2236-2238 2244 2624-2626-2628-2632 2633-2635-2638-2644	REAR MP31	40-04201	301.423.01.01 301.423.03.01 381.423.02.01	410	172	238	298	335	10 +3	23 M12
	REAR MP31	40-03759	385.423.03.01	410	172	248	298	335	10 +5 +3	23 24 M12
	REAR MP31	40-03065	346.423.06.01 346.423.00.01	410	172	270	298	335	10 +5 +3	23 24 M12
	REAR MP31	40-03439	381.423.00.01	410	172	280	298	335	10 +5 +3	23 24 M12
	REAR MP31	40-04501	385.423.05.01	410	172	290	298	335	10 +5 +3	23 24 M12
1624-1625-1626-1628 1632-1633-1635-1636 1638-1644-1719-1918 1919-1921-1922-1924 1926-1928-1932-1933 1935-1936-1938-1944 2023-2024-2025-2026 2032-2033-2035-2036 2226-2228-2232-2233 2235-2236-2238-2244 2422x 6x4	REAR MP32	40-06102	385.423.08.01	410	192	258	298	335	10 +3	23 M12
	REAR MP32	40-03064	346.423.05.01 346.423.01.01	410	192	280	298	335	10 +5 +3	23 24 M12
	REAR MP32	40-06101	617.423.01.01	410	192	300	298	335	10 +5 +3	23 24 M12
1717-1720-1722-1726 1733-1748 1929-1935-1948 Powerliner 2420-2422-2426-2433	REAR MP36	40-03075	305.423.02.01	410	230	300	298	335	10 +5 +3	23 24 M12
	REAR MP36	40-03429	305.423.04.01 305.423.03.01	410	239	306	298	335	10 +5 +3	23 24 M12

OEM Names and part numbers are used for reference purposes only and do not imply the parts offered are their parts

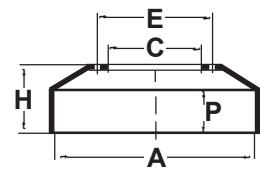



AVANT
ARRIERE
A = Alésage du tambour
P = Portée de freinage
H = Hauteur totale
C = Centrage de moyeu
E = Entraxe des trous
T = Trous

FRONT
REAR
A = Inside diameter
P = Brake surface
H = Total height
C = Hub diameter
E = Distance between holes
T = Holes

VORN
HINTEN
A = Innen diameter
P = Bremsbalnbre
H = Gesamthöhe
C = Nabenbohrung
E = Lochkreis
T = Loch

DELANTERO
TRASERO
A = Diametro pista
P = Altura pista
H = Altura total
C = Diametro acopiamiento
E = Diametro entre centros
T = Taladros



TYPE - MODEL	ESSIEU AXLE		REF. CONSTRU. OEM REF.	A	P	H	C	E	T	
									N°	Ø
MERCEDES DAIMLER BENZ (D)		Camion Truck L.K.W. Camion								
SPRINTER - VITO - VARIO										
SPRINTER 208D - 210D - 212D 308D - 408D	FRONT DISC --> 1996	40-43615	901.421.03.12	276	22	76	85	130	5 +1	15 9/17
						SOLID DISC				
	FRONT DISC 1996 -->	40-43617	902.421.06.12 902.421.04.12 902.421.03.12	276	22	77	85	130	5 +1	15 9/17
						VENTED DISC				
	REAR DISC	40-43616	901.423.06.12 901.423.04.12	258	12	96	85	130	5 +1	15 9/17
						SOLID DISC				
SPRINTER 214 - 314 - 414 312D - 412D	FRONT DISC	40-43617	902.421.06.12 902.421.04.12 902.421.03.12	276	22	77	85	130	5 +1	15 9/17
						VENTED DISC				
	FRONT DISC	40-43618	902.423.03.12 902.423.01.12	272	16	96	85	130	5 +1	15 9/17
						SOLID DISC				
	REAR DISC	40-43637	904.423.03.12 904.423.02.12	285	22	93	85	130	6	15
						VENTED DISC				
VITO 108D 110D 113	FRONT DISC	40-43619	638.421.01.12	276	22	60	67	112	5 +1	15 9/18
						VENTED DISC				
	REAR DISC	40-43620	638.423.01.12	280	10	65	67	112	5 +1	15 9/18
						SOLID DISC				
VARIO 2,9TD16	FRONT DISC	40-43625	668.421.01.12	304	30	91	118	140	6	M12 X1,5
						VENTED DISC				
	REAR DISC	40-43626	668.423.00.12	304	30	120,5	157	192	6	M12 X1,5
						VENTED DISC				
	REAR DISC	40-43636	668.423.04.12 668.423.02.12	304	30	120,5	120	192	6	M12 X1,5
						VENTED DISC				
VARIO 4,3TD15	FRONT DISC	40-43627	668.421.02.12	324	30	91	118	140	6	M12 X1,5
						VENTED DISC				
	REAR DISC	40-43628	668.423.01.12	324	30	120,5	157	192	6	M12 X1,5
						VENTED DISC				
	REAR DISC	40-43638	668.423.05.12	324	30	120,5	120	192	6	M12 X1,5
						VENTED DISC				

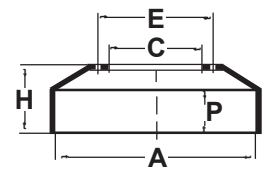
OEM Names and part numbers are used for reference purposes only and do not imply the parts offered are their parts.


AVANT
ARRIERE
A = Alésage du tambour
P = Portée de freinage
H = Hauteur totale
C = Centrage de moyeu
E = Entraxe des trous
T = Trous

FRONT
REAR
A = Inside diameter
P = Brake surface
H = Total height
C = Hub diameter
E = Distance between holes
T = Holes

VORN
HINTEN
A = Innen diameter
P = Bremsbalnbre
H = Gesamthöhe
C = Nabenbohrung
E = Lochkreis
T = Loch

DELANTERO
TRASERO
A = Diametro pista
P = Altura pista
H = Altura total
C = Diametro acopiamiento
E = Diametro entre centros
T = Taladros



TYPE - MODEL	ESSIEU AXLE		REF. CONSTRUC. OEM REF.	A	P	H	C	E	T N°	Ø
MERCEDES DAIMLER BENZ (D)		Camion Truck L.K.W. Camion								
ATEGO										
ATEGO 17,5" Wheel	FRONT DISC	40-43600	970.421.01.12	335	34	102,5	91,5	120	10	14,5
								VENTED DISC		
	REAR DISC 5 tonnes	40-43601	970.423.04.12	335	34	111	131	177	8	M12 X1,5
								VENTED DISC		
	REAR DISC 7 tonnes	40-43602	970.423.05.12	335	34	111	152	177	8	M12 X1,5
								VENTED DISC		
ATEGO 19,5" 19.5" Wheel	FRONT DISC	40-43605	975.421.01.12 975.421.00.12	377	45	134	105	138	14	14,5
								VENTED DISC		
	REAR DISC	40-43606	975.423.03.12 975.423.06.12	377	45	138,5	176	201	8	M14 X1,5
								VENTED DISC		
ACTROS										
ACTROS KNORR SB7000	FRONT & REAR DISC	40-43907	942.421.21.12 942.421.12.12 942.421.11.12 942.421.10.12	430	45	132,5	203	238	10	M14 X1,5
								VENTED DISC		
MB Trailer axle										
SAF DISC	DISC	40-43822	942.421.13.12	430	45	130	131	168	12 +3	19 12.75
								VENTED DISC		
Daimler Chrysler DISCOS	DISC	40-43907	942.421.21.12 942.421.12.12 942.421.11.12 942.421.10.12	430	45	132,5	203	238	10	M14 X1,5
								VENTED DISC		

OEM Names and part numbers are used for reference purposes only and do not imply the parts offered are their parts



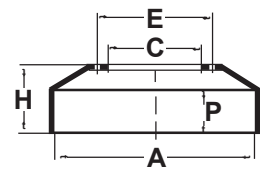
CALL : 0161 874 3131
FAX : 0161 874 3105


AVANT
ARRIERE
A = Alésage du tambour
P = Portée de freinage
H = Hauteur totale
C = Centrage de moyeu
E = Entraxe des trous
T = Trou

FRONT
REAR
A = Inside diameter
P = Brake surface
H = Total height
C = Hub diameter
E = Distance between holes
T = Holes

VORN
HINTEN
A = Innen diameter
P = Bremsbalnbre
H = Gesamthöhe
C = Nabenbohrung
E = Lochkreis
T = Loch

DELANTERO
TRASERO
A = Diametro pista
P = Altura pista
H = Altura total
C = Diametro acoplamiento
E = Diametro entre centros
T = Taladros



TYPE - MODEL	ESSIEU AXLE		REF. CONSTRUC. OEM REF.	A	P	H	C	E	T	
									N°	Ø
MERCEDES DAIMLER BENZ (D)			Autobus Bus Bus Bus							
0309 > 09/77 PSV	FRONT MB69/70	40-03416	309.334.06.04 309.350.10.47	300	85	155	HUB ø 80	205	6	14
	REAR MB69/70	40-03267	309.356.04.02 309.356.07.02 309.350.05.47	300	88	228	HUB	205	6	14
0309 10/77 > 0310 PSV	FRONT MB94/95	40-03263	310.334.14.04	304	116	188	HUB	205	6	14
	REAR MB94/95	40-03273	310.356.07.02	304	112	260	HUB	205	6	14
0302 0303-13R 0303-14R 0303-15R PSV	FRONT 410x100	40-03290	301.421.13.01 301.421.09.01 301.421.03.01	410	170	238	298	335	10 +3	23 M12
	REAR MP36 MB76/77	40-03291	301.423.12.01 301.423.09.01 301.423.08.01	410	239	306	298	335	10 +3	23 M12
0305- 0307 0405 0407 PSV	FRONT MP31	40-03494	305.421.04.01 305.421.01.01	410	167	213	298	335	10 +3	23 M12
	REAR MP36 MB76/77	40-03075	305.423.02.01	410	230	300	298	335	10 +5 +3	23 24 M12
	REAR MP36 MB76/77	40-03429	305.423.04.01 305.423.03.01	410	239	306	298	335	10 +5 +3	23 24 M12
0404 PSV	FRONT & REAR DISC	40-43906	356.421.10.12 356.421.03.12	438	45	135	195	235	10	M14 X1,5
CITARO INTEGRO	FRONT & REAR DISC	40-43907	942.421.21.12 942.421.12.12 942.421.11.12 942.421.10.12	430	45	132,5	203	238	10	M14 X1,5
ATEGRO 0550H	FRONT	40-43809	627.421.00.12	432	45	135	194	220	10	M16 X1,5
	REAR	40-31928		410	230	280	290	335	10 +2	23 M16

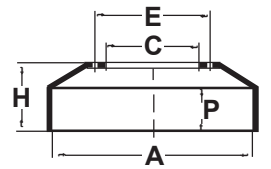
OEM Names and part numbers are used for reference purposes only and do not imply the parts offered are their parts.


AVANT
ARRIERE
A = Alésage du tambour
P = Portée de freinage
H = Hauteur totale
C = Centrage de moyeu
E = Entraxe des trous
T = Trous

FRONT
REAR
A = Inside diameter
P = Brake surface
H = Total height
C = Hub diameter
E = Distance between holes
T = Holes

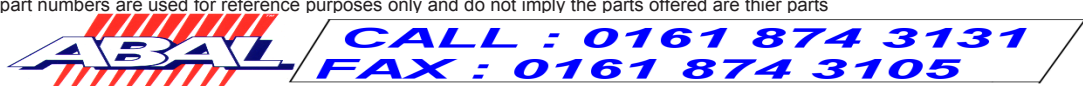
VORN
HINTEN
A = Innen diameter
P = Bremsbalnbre
H = Gesamthöhe
C = Nabenbohrung
E = Lochkreis
T = Loch

DELANTERO
TRASERO
A = Diametro pista
P = Altura pista
H = Altura total
C = Diametro acopiamiento
E = Diametro entre centros
T = Taladros



TYPE - MODEL	ESSIEU AXLE		REF. CONSTRUC. OEM REF.	A	P	H	C	E	T	N°	∅
NEOPLAN (D) PSV		Autobus Bus Bus									
0305 NII6 CITYLINER	FRONT MB74/75	40-03494	305.421.01.01 305.421.04.01	410	167	213	298	335	10 +3	23 M12	
	REAR MB76/77	40-03429	305.423.03.01 305.423.03.01	410	238	306	298	335	10 5 +3	23 24 M12	
0303 N213 N214 - N216 JETLINER	FRONT MB74/75	40-03211	305.421.02.01 383.423.02.01	410	172	228	298	335	10 +3	23 M12	
	REAR MB76/77	40-03291	301.423.08.01 301.423.09.01 301.423.12.01	410	239	306	298	335	10 +3	23 M12	

OEM Names and part numbers are used for reference purposes only and do not imply the parts offered are their parts

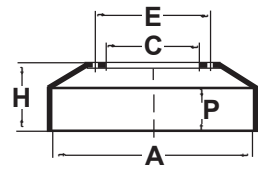



AVANT
ARRIERE
A = Alésage du tambour
P = Portée de freinage
H = Hauteur totale
C = Centrage de moyeu
E = Entraxe des trous
T = Trous

FRONT
REAR
A = Inside diameter
P = Brake surface
H = Total height
C = Hub diameter
E = Distance between holes
T = Holes

VORN
HINTEN
A = Innen diameter
P = Bremsbalnbre
H = Gesamthöhe
C = Nabenbohrung
E = Lochkreis
T = Loch

DELANTERO
TRASERO
A = Diametro pista
P = Altura pista
H = Altura total
C = Diametro acoplamiento
E = Diametro entre centros
T = Taladros



TYPE - MODEL	ESSIEU AXLE		REF. CONSTRU. OEM REF.	A	P	H	C	E	T	
									N°	Ø
OPTARE PSV (GB)		Autobus Bus Bus Bus								
METRORIDER 1989 -->	FRONT DISC	40-43732	X1857658	322	30	110	166	215	12	M12
				VENTED DISC						
STAR RIDER 1987-->	FRONT DISC	40-43422	6704210112 6704210312	324	30	91	118	140	6	M12
				VENTED DISC						

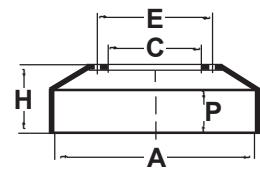
OEM Names and part numbers are used for reference purposes only and do not imply the parts offered are their parts.


AVANT
ARRIERE
A = Alésage du tambour
P = Portée de freinage
H = Hauteur totale
C = Centrage de moyeu
E = Entraxe des trous
T = Trous

FRONT
REAR
A = Inside diameter
P = Brake surface
H = Total height
C = Hub diameter
E = Distance between holes
T = Holes

VORN
HINTEN
A = Innen diameter
P = Bremsbalnbre
H = Gesamthöhe
C = Nabenbohrung
E = Lochkreis
T = Loch

DELANTERO
TRASERO
A = Diametro pista
P = Altura pista
H = Altura total
C = Diametro acoplamiento
E = Diametro entre centros
T = Taladros



TYPE - MODEL	ESSIEU AXLE		REF. CONSTRUC. OEM REF.	A	P	H	C	E	T	
									N°	Ø
RENAULT (RVI) (F)		Camion Truck L.K.W. Camion								
LIGHT VANS										
KANGOO 1,4 - 1,9 D	FRONT DISC	40-43426	77.00.756.572 77.01.204.286	238	20	41	61	100	4 +2	12,6 8,5
	REAR	40-00454	77.00.710.511 77.01.205.341	228,5	52	74	66	104	6	12,7
TRAFIC	FRONT DISC	40-43208	77.00.561.367 77.01.204.281	252,5	24	53,5	76	95	6	M10
MASTER	FRONT DISC	40-43207	50.00.388.057	278	24	70	95	138	6	M12
	REAR 254X57	40-08426	50.00.388.426 77.00.388.426	254	80	110	52/72	190	5	18
B70 B80 B90 B110 B120	FRONT DISC --> 10/92	40-43612	50.00.396.612	276	24	44	95	114	10	10,5
	FRONT DISC 11/92 -->	40-43632	50.10.216.433	276	24	44	102	120	10	10,5
	REAR old model	40-01247	50.00.391.246	305	90	154,5	142,5	190	5	18
	REAR 305x80	40-01248	50.00.396.855	305	90	154,5	142,5	190	5	19,5
SG1 SG2	FRONT 305x80	40-00426	03.53.938.700 00.33.438.552	305	86	100	142	190 158 158	5 5 3	17,5 M8 F6,5
	REAR 305x45	40-00421	00.33.438.576	305	54	129	142	190 158 158	5 5 3	17,5 M8 F6,5
SG5	FRONT 325X100	40-00230	50.00.000.418	325	111	153	195	245	6	20,5
	REAR 325x100	40-00231	50.00.000.417	325	111	172	195	245	6	20,5
SM7 SM8	FRONT & REAR 406x100	40-00208	00.33.438.540	406	117	198	221	275	8 +2 +2	23 M10 F12
SM8 - D110 SM8 - D130	REAR 406x125	40-00209	00.33.438.541	406	142	211	221	275	8 +2 +2	23 M10 F12

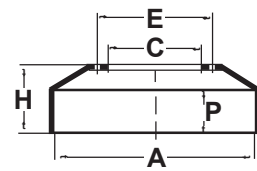
OEM Names and part numbers are used for reference purposes only and do not imply the parts offered are their parts.


AVANT
ARRIERE
A = Alésage du tambour
P = Portée de freinage
H = Hauteur totale
C = Centrage de moyeu
E = Entraxe des trous
T = Trous

FRONT
REAR
A = Inside diameter
P = Brake surface
H = Total height
C = Hub diameter
E = Distance between holes
T = Holes

VORN
HINTEN
A = Innen diameter
P = Bremsbalnbre
H = Gesamthöhe
C = Nabenbohrung
E = Lochkreis
T = Loch

DELANTERO
TRASERO
A = Diametro pista
P = Altura pista
H = Altura total
C = Diametro acoplamiento
E = Diametro entre centros
T = Taladros



TYPE - MODEL	ESSIEU AXLE		REF. CONSTRUC. OEM REF.	A	P	H	C	E	T	
									N°	∅
RENAULT (RVI) (F)		Camion Truck L.K.W. Camion								
MODEL G										
G170.13-G170.15 G260.11-G260.13 G260.15 08/84	FRONT 414x125	40-01568	00.00.194.317 00.00.193.148	414	131	170	281	335	10 +2 +2	25,2 M14 L13
	REAR 414x150	40-00990	50.00.716.288	414	190	245	290	335	10 +2 +2	25,2 M14 L13
	REAR 414x175 10/88	40-01258	50.00.716.309	414	185	271	290	335	10 +2 +2	25,2 M14 L13
G170-G210 G230-G260.15 G260.17. 09/84	FRONT 414x150	40-01545	00.00.194.226 00.00.192.377 00.00.191.128	414	160	205	281	335	10 +2 +2	25,2 M14 L13
	REAR 414x150 10/88	40-02895	50.00.792.895	414	191,5	245	281	335	10 +2 +2	25,2 M14 L13
	REAR 414x175 10/88	40-02788	50.10.067.788	414	191	256,5	281	335	10 +2 +2	25,2 M14 L13
G200-G210-G220-G230 G260-G280-G300 G320-G330-G340 01/89	FRONT 414x175	40-01728	50.00.737.459 00.00.189.923	414	180	231	281	335	10 +2 +2	25,2 M14 L13
	FRONT 414x175 E6B4D	40-02789	50.10.136.146	414	187	253,5	281	335	10 +2 +2	25,2 M14 L13
	FRONT 414x175	40-02790	50.10.136.147	414	188	237	281	335	10 +2 +2	25,2 M14 L13
	FRONT 414x175	40-02791	50.10.136.148	414	184	232	281	335	10 +2 +2	25,2 M14 L13
	REAR 414x175	40-01542	00.00.194.435 00.00.192.371 50.00.737.768	414	180	231	281	335	10 +2 +2	25,2 M14 L13
GC191-231 GF191-231 GLC190 08/79	FRONT	40-01545	00.00.194.226 00.00.192.377 00.00.191.128	414	160	205	281	335	10 +2 +2	25,2 M14 L13
	REAR	40-01543	00.00.194.431 00.00.193.793 00.00.189.380	414	166	222	281	335	10 +2 +2	25,2 M14 L13
GBH260-GBH280 TBH260-TBH280	FRONT & REAR	40-01542	00.00.194.435 00.00.192.371 50.00.737.768	414	180	231	281	335	10 +2 +2	25,2 M14 L13
	REAR 414x175 12/79	40-01555	00.00.191.423	414	180	270	281	335	10 +2 +2	25,2 M14 L13

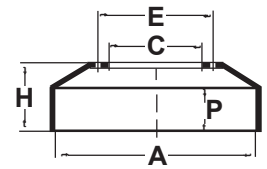
OEM Names and part numbers are used for reference purposes only and do not imply the parts offered are their parts.


AVANT
ARRIERE
A = Alésage du tambour
P = Portée de freinage
H = Hauteur totale
C = Centrage de moyeu
E = Entraxe des trous
T = Trou

FRONT
REAR
A = Inside diameter
P = Brake surface
H = Total height
C = Hub diameter
E = Distance between holes
T = Holes

VORN
HINTEN
A = Innen diameter
P = Bremsbalbre
H = Gesamthöhe
C = Nabenbohrung
E = Lochkreis
T = Loch

DELANTERO
TRASERO
A = Diametro pista
P = Altura pista
H = Altura total
C = Diametro acopiamiento
E = Diametro entre centros
T = Taladros



TYPE - MODEL	ESSIEU AXLE		REF. CONSTRUC. OEM REF.	A	P	H	C	E	T N°	T Ø
RENAULT (RVI) (F)		Camion Truck L.K.W. Camion								
MODEL J										
JK50-JK60 JK65-JK75 90B6-90B6A 90B7	FRONT 310x100	40-00248	55.16.017.936	310	112	179	165	205	6 +2 +2	19,5 M10 F11
	REAR 310x125	40-00249	55.16.017.937	310	130	193	165	205	6 +2 +2	19,5 M10 F11
JN60-JN75-JN80 JN85-JN90-JN95 130B6-130B8 130B9-130B9A	FRONT 325x120	40-00244	55.16.031.348 55.16.017.938	325	134	201	207	245	6 +2 +2	19,5 M10 F11
	REAR 325x150	40-00245	55.16.017.939	325	155	222	207	245	6 +2 +2	19,5 M10 F11
JP11 JP11-BOM 130-B11	FRONT 356x100	40-00232	55.16.010.441	356	110	180	228	275	8 +2 +2	21,5 M10 F11
	REAR 356x100	40-00241	55.16.031.248 55.16.010.091	356	106	158	228	275	8 +2 +2	21,5 M10 F11
JP13-JP14-JP19 JP19-JR21-JX21 130B13-130B14 130BT19-20-21 150B11-150B13 150TB19-20-21	FRONT 394x127	40-00246	55.16.030.954 55.16.011.616	394	134	201,5	228	275	8 +2 +2	21,5 M10 F11
	REAR 394x152	40-00247	50.00.546.969 55.16.011.617	394	156	218	228	275	8 +2 +2	21,5 M10 F11

OEM Names and part numbers are used for reference purposes only and do not imply the parts offered are their parts



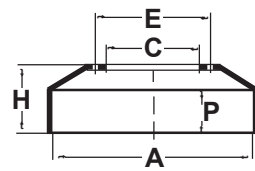
CALL : 0161 874 3131
FAX : 0161 874 3105


AVANT
ARRIERE
A = Alésage du tambour
P = Portée de freinage
H = Hauteur totale
C = Centrage de moyeu
E = Entraxe des trous
T = Trous

FRONT
REAR
A = Inside diameter
P = Brake surface
H = Total height
C = Hub diameter
E = Distance between holes
T = Holes

VORN
HINTEN
A = Innen diameter
P = Bremsbalnbre
H = Gesamthöhe
C = Nabenbohrung
E = Lochkreis
T = Loch

DELANTERO
TRASERO
A = Diametro pista
P = Altura pista
H = Altura total
C = Diametro acopiamiento
E = Diametro entre centros
T = Taladros



TYPE - MODEL	ESSIEU AXLE		REF. CONSTRU. OEM REF.	A	P	H	C	E	T	
									N°	Ø
RENAULT (RVI) (F)		Camion Truck L.K.W. Camion								
MODEL M										
M-140-150-160 180-200-210-230	FRONT DISC	40-43402	50.00.545.242 50.00.450.158	354	30	82	128	151	10	12,5
	REAR 360x170	40-01775	50.00.447.774	360	175	224	228	275	8 +2 +2	21,5 M14 F11
	REAR 360x170 P941	40-01782	50.00.452.031	360	192	243	228	275	8	21,5
ME 160-180	FRONT 394x127	40-00246	55.16.030.954 55.16.031.601	394	134	201,5	228	275	8	21,5
	REAR 394x152	40-00247	50.00.546.969 55.16.011.617	394	156	218	228	275	8 +2 +2	21,5 M10 F11
ME 160-180	FRONT 414x125	40-00787	50.10.037.966 50.00.445.787	414	161	205	284	335	10 +2 +2	26,5 M14 L13
	REAR 414x150	40-00857	50.10.037.967 50.00.445.857	414	161	218	281	335	10 +2 +2	26,5 M14 L13
M160-180-200 210-230	FRONT 414x150	40-01545	00.00.194.226 00.00.192.377 00.00.191.128	414	160	205	281	335	10 +2 +2	25,2 M14 L13
	REAR 414X150 P1140/P1141	40-01783	50.00.792.385	414	161	214	281	335	10 +2 +2	25,2 M14 L13
	REAR 414X175 P1341	40-01542	00.00.194.435 00.00.192.371 50.00.737.768	414	180	231	281	335	10 +2 +2	25,2 M14 L13
M230 M250	FRONT DISC	40-43635	50.10.260.218	380	44	85	117	445	10	M14

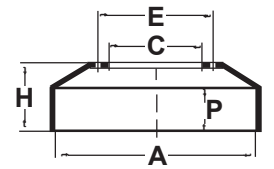
OEM Names and part numbers are used for reference purposes only and do not imply the parts offered are their parts.


AVANT
ARRIERE
A = Alésage du tambour
P = Portée de freinage
H = Hauteur totale
C = Centrage de moyeu
E = Entraxe des trous
T = Trous

FRONT
REAR
A = Inside diameter
P = Brake surface
H = Total height
C = Hub diameter
E = Distance between holes
T = Holes

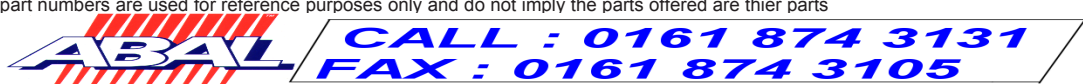
VORN
HINTEN
A = Innen diameter
P = Bremsbalnbre
H = Gesamthöhe
C = Nabenbohrung
E = Lochkreis
T = Loch

DELANTERO
TRASERO
A = Diametro pista
P = Altura pista
H = Altura total
C = Diametro acopiamiento
E = Diametro entre centros
T = Taladros



TYPE - MODEL	ESSIEU AXLE		REF. CONSTRUC. OEM REF.	A	P	H	C	E	T N°	Ø
RENAULT (RVI) (F)		Camion Truck L.K.W. Camion								
MODEL R - KERAX										
R310 08/84 R340 08/84 R360 08/84 R370 08/84	FRONT 414x150	40-01542	00.00.194.435 00.00.192.371 50.00.737.768	414	180	231	281	335	10 +2 +2	25,2 M14 L13
	REAR 414x175	40-01542	00.00.194.435 00.00.192.371 50.00.737.768	414	180	231	281	335	10 +2 +2	25,2 M14 L13
R310 08/84 R340 09/84 R360 09/84 R370 09/84 R330 R365-R390	FRONT 414x150	40-01728	50.00.737.459 00.00.189.923	414	180	231	281	335	10 +2 +2	25,2 M14 L13
	REAR 414x175	40-01542	00.00.194.435 00.00.192.371 50.00.737.768	414	180	231	281	335	10 +2 +2	25,2 M14 L13
R340TI-R350-R380 R 420 1990	FRONT DISC	40-43676	50.10.216.548 50.00.792.539	440	44,4	100	131	165	10	17
	FRONT 414x175	40-02791	50.10.136.148	414	184	232	281	335	10 +2 +2	25,2 M14 L13
	REAR 414x175	40-02790	50.10.136.147	414	188	237	281	335	10 +2 +2	25,2 M14 L13
	FRONT 414x175	40-02789	50.10.135.142 50.10.136.146	414	187	253,5	281	335	10 +2 +2	25,2 M14 L13
	FRONT 414x175	40-02792	50.10.216.048	414	180	231	281	335	10	25,2
	REAR 414x175	40-01542	00.00.194.435 00.00.192.371 50.00.737.768	414	180	231	281	335	10 +2 +2	25,2 M14 L13
KERAX	FRONT 414x175	40-02791	50.10.136.148	414	184	232	281	335	10 +2 +2	25,2 M14 L13
	FRONT 414x175	40-02795	50.10.260.663	414	188	235	281	335	10	25,2
	REAR 414x175	40-01542	00.00.194.435 00.00.192.371 50.00.737.768	414	191,5	245	281	335	10 +2 +2	25,2 M14 L13
	REAR 414x175	40-02895	50.00.792.895	414	180	231	281	335	10 +2 +2	25,2 M14 L13
	REAR 414x175	40-02788	50.10.067.788	414	191	256,6	281	335	10 +2 +2	25,2 M14 L13

OEM Names and part numbers are used for reference purposes only and do not imply the parts offered are their parts

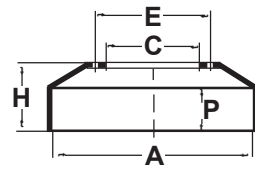



AVANT
ARRIERE
A = Alésage du tambour
P = Portée de freinage
H = Hauteur totale
C = Centrage de moyeu
E = Entraxe des trous
T = Trous

FRONT
REAR
A = Inside diameter
P = Brake surface
H = Total height
C = Hub diameter
E = Distance between holes
T = Holes

VORN
HINTEN
A = Innen diameter
P = Bremsbalnbre
H = Gesamthöhe
C = Nabenbohrung
E = Lochkreis
T = Loch

DELANTERO
TRASERO
A = Diametro pista
P = Altura pista
H = Altura total
C = Diametro acoplamiento
E = Diametro entre centros
T = Taladros



TYPE - MODEL	ESSIEU AXLE		REF. CONSTRUC. OEM REF.	A	P	H	C	E	T	
									N°	Ø
RENAULT (RVI) (F)		Camion Truck L.K.W. Camion								
MODEL S - MIDLINER										
S100.06-S100.07 S100.08-S110.06 S110.07-S110.08	FRONT 310x100	40-00248	55.16.017.936	310	112	179	165	205	6 +2 +2	19,5 M10 F11
S130.06-S130.07 S130.08-	REAR 310x125	40-00249	55.16.017.937	310	130	193	165	205	6 +2 +2	19,5 M10 F11
S90.09-S100.09 S130.06-S130.08 S130.09-S150.08	FRONT 325x120	40-00244	55.16.031.348 55.16.017.938	325	134	201	207	245	6 +2 +2	19,5 M10 F11
S150.09	REAR 325x150	40-00245	55.16.017.939	325	155	222	207	245	6 +2 +2	19,5 M10 F11
S130.11-S130.13 S130.14 BOM S150.11-S150.13 S150.14 BOM	FRONT DISC	40-43402	50.00.545.242 50.00.450.158	354	30	82	128	151	10	12,5
	REAR 356x100 < 04/86	40-00241	55.16.031.248 55.16.010.091	356	106	158	228	275	8 +2 +2	21,5 M10 F11
	REAR 394x152 04/86 >	40-00247	50.00.546.969 55.16.011.617	394	156	218	228	275	8 +2 +2	21,5 M10 F11
S130.11-S130.13-S130.14 S150.11-S150.13-S150.14 S170 Ti	FRONT DISC	40-43402	50.00.545.242 50.00.450.158	354	30	82	128	151	10	12,5
	REAR 360x170 05/86 >	40-01775	50.00.447.774	360	175	224	228	275	8 +2 +2	21,5 M14 F11
S170.11-S170.13 S170.14-S170.SP S170Ti-S220Ti	FRONT 381x114 < 01/83	40-00412	50.00.444.486	381	116	186	284	335	10 +2 +2	26,5 M14 F13
	FRONT 414x125 01/83 >	40-00787	50.10.037.966 50.00.445.787	414	161	205	284	335	10 +2 +2	26,5 M14 L13
	REAR 414x150	40-00857	50.10.037.967 50.00.445.857	414	161	218	281	335	10 +2 +2	26,5 M14 L13
MIDLINER S120 - S130 S135 - S150	FRONT DISC	40-43633	50.10.216.931 50.10.260.101	304	30	135	250	205	6	21
MIDLINER S160 - S180	FRONT DISC	40-43634	50.10.216.932 50.10.260.102	322	30	140	290	245	6	21

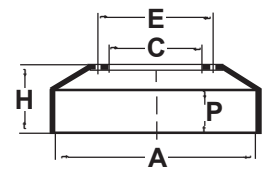
OEM Names and part numbers are used for reference purposes only and do not imply the parts offered are their parts.


AVANT
ARRIERE
A = Alésage du tambour
P = Portée de freinage
H = Hauteur totale
C = Centrage de moyeu
E = Entraxe des trous
T = Trous

FRONT
REAR
A = Inside diameter
P = Brake surface
H = Total height
C = Hub diameter
E = Distance between holes
T = Holes

VORN
HINTEN
A = Innen diameter
P = Bremsbalnbre
H = Gesamthöhe
C = Nabenbohrung
E = Lochkreis
T = Loch

DELANTERO
TRASERO
A = Diametro pista
P = Altura pista
H = Altura total
C = Diametro acopiamiento
E = Diametro entre centros
T = Taladros



TYPE - MODEL	ESSIEU AXLE		REF. CONSTRUC. OEM REF.	A	P	H	C	E	T N°	Ø
RENAULT (RVI) (F)		Camion Truck L.K.W. Camion								
OLD MODELS										
380K-380KE 440K-500K 550K-560K	FRONT & REAR 310x100	40-01559	00.00.192.373 00.00.190.290	310	110	165	160	205	6 +2 +1	21 M10 L13
660KB-620KB 680KB-700KB 770KB-771KB	FRONT & REAR 356x100	40-01553	00.00.190.545	356	110	185	221	275	8 +2 +2	23 M14 L13
GAK30 GLC5-6 GLC100 ENGINE BLMC	FRONT	40-02038	00.00.393.594 80K4029	356	72	130	160,4	204,8	6 +3 +3	23 M10 F10
	REAR	40-02039	00.00.393.595 80K7184	406	75	146	160,4	204,8	6 +3 +3	23 M10 F10
GLR8.RM3 GLR10.M3 GLR12 GLR160 GLR200	FRONT 406x90 FHFG	40-01180	00.00.182.096	406	108	139	233	275	6	16
	REAR 414x175 FPGR-TR	40-02031	00.00.412.826	414	195	215	280	335	6	21
GBH12-TBH12 GR12-TR12 GR190-GR200 GR205-GR230 GR235-GR280 GR320-GR350 TR250-TR280 TR300-TR305 TR320-TR350	FRONT 414x125 FH65BE	40-02003	00.00.182.701	414	140	158	233	275	6	16
	FRONT 414x150 FH65BH	40-01554	00.00.190.512	414	160	260	281	335	10 +2 +2	25,2 M14 L13
	FRONT 414x150 E6A	40-01563	00.00.194.413 00.00.190.740	414	160	215	281	335	10 +2 +2	25,2 M14 L13
	REAR 414x150 BH20MR	40-02018	00.00.556.701	414	160	190	340	380	6 +6	21 M10
	REAR 414x175 BH20MR	40-02028	00.00.188.857	414	190	215	340	380	6 +12	21 M10
	REAR 414x175 BH30MR	40-01555	00.00.191.423	414	180	270	281	335	10 +2 +2	25,2 M14 L13
	REAR 414x175 FPGR-TR	40-02031	00.00.412.826	414	195	215	280	335	6	21

OEM Names and part numbers are used for reference purposes only and do not imply the parts offered are their parts



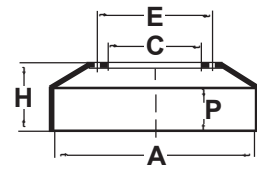
CALL : 0161 874 3131
FAX : 0161 874 3105


AVANT
ARRIERE
A = Alésage du tambour
P = Portée de freinage
H = Hauteur totale
C = Centrage de moyeu
E = Entraxe des trous
T = Trous

FRONT
REAR
A = Inside diameter
P = Brake surface
H = Total height
C = Hub diameter
E = Distance between holes
T = Holes

VORN
HINTEN
A = Innen diameter
P = Bremsbalnbre
H = Gesamthöhe
C = Nabenbohrung
E = Lochkreis
T = Loch

DELANTERO
TRASERO
A = Diametro pista
P = Altura pista
H = Altura total
C = Diametro acoplamiento
E = Diametro entre centros
T = Taladros



TYPE - MODEL	ESSIEU AXLE		REF. CONSTRUC. OEM REF.	A	P	H	C	E	T	
									N°	Ø
RENAULT (RVI) (F)		Autobus Bus Bus Bus								
SC1-SC2 SC3-SC4 S45-S53-S53M S105-S105M-S105R	FRONT 414x150	40-00101	04.26.680.100	414	160	174	280	335	10	18,4
	REAR 414x150	40-00107	00.33.338.045	414	160	197	280	335	10 +2 +4	25,4 M12 F10,5
SC10-SC10U S45GT-S53R S105L	FRONT & REAR 414x150	40-00107	00.33.338.045	414	160	197	280	335	10 +2 +4	25,4 M14 F10,5
E7L-E7M E7N-S57L	FRONT 414x125	40-00114	50.00.038.232	414	169	207	280	335	10 +2 +2	23 M14 F12
	REAR 414x150 414x175	40-00115	50.00.037.675	414	190	230	280	335	10 +2 +4	23 M14 F12
FR1	FRONT & REAR 414x150	40-01728	50.00.737.459 00.00.189.923	414	180	231	281	335	10 +2 +2	25,2 M14 L13
					EXTERNAL MACHINED					
FR1 - T1 - GT1 FR1 - T2 - GT2	FRONT DISC	40-43639	50.00.790.539	400	42,3	90	175	197	12	12,5
	REAR 414x175 --> 12/87	40-00990	50.00.716.288	414	190	245	290	335	10 +2 +2	25,2 M14 L13
	REAR 414x175 --> 10/88	40-02895	50.00.792.895	414	191,5	245	281	335	10 +2 +2	25,2 M14 L13
	REAR 414x175 10/88->12/92	40-02788	50.10.067.788	414	191	256,6	281	335	10 +2 +2	25,2 M14 L13
	REAR 414x220 01/93 -->	40-02793	50.10.098.949	414	233	277	281	335	10	25,2
PR10-PR10S PR12-PR12S PR14-PR14S	FRONT 414x150 E5AX2	40-01545	00.00.194.226 00.00.192.377 00.00.191.128	414	160	205	281	335	10 +2 +2	25,2 M14 L13
	REAR 414x150 P921	40-01563	00.00.194.413 00.00.190.740	414	160	215	281	335	10 +2 +2	25,2 M14 L13
	REAR 414x150 PX1021X	40-01543	00.00.194.431 00.00.193.793 00.00.189.380	414	166	222	281	335	10 +2 +2	25,2 M14 L13
PR100-2 PR100 Mi PR180	FRONT 414x150	40-01545	00.00.194.226 00.00.192.377 00.00.191.128	414	160	205	281	335	10 +2 +2	25,2 M14 L13
	REAR 414x175	40-01542	00.00.194.435 00.00.192.371 50.00.737.768	414	180	231	281	335	10 +2 +2	25,2 M14 L13

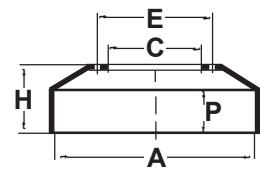
OEM Names and part numbers are used for reference purposes only and do not imply the parts offered are their parts.


AVANT
ARRIERE
A = Alésage du tambour
P = Portée de freinage
H = Hauteur totale
C = Centrage de moyeu
E = Entraxe des trous
T = Trous

FRONT
REAR
A = Inside diameter
P = Brake surface
H = Total height
C = Hub diameter
E = Distance between holes
T = Holes

VORN
HINTEN
A = Innen diameter
P = Bremsbalnbre
H = Gesamthöhe
C = Nabenbohrung
E = Lochkreis
T = Loch

DELANTERO
TRASERO
A = Diametro pista
P = Altura pista
H = Altura total
C = Diametro acoplamiento
E = Diametro entre centros
T = Taladros



TYPE - MODEL	ESSIEU AXLE		REF. CONSTRUC. OEM REF.	A	P	H	C	E	T		
									N°	Ø	
ROR - MERITOR (GB) (RUBERY-OWEN-ROCKWELL)			Remorque Trailer Anhängen Remolque								
TM-12 1/4"x7 1/2" 10 STUD - ABS	RW9/13 300x190	10-070	21209723 21018963	311	200	260	183	225	10 +6	24,5 M6	
TM-12 1/4"x7 1/2" 8 STUD - AC	RW9/13 310x190	10-069	21020448	311	202	261	225,4	275	8	24,5	
BMX-350x200 10 STUD - ABS	RW21/22 350x200	10-063	21211030 21209701	350	214	263	183	225	10 +6	24,5 M6	
BMX-350x200 8 STUD- B	RW21/22 350x200	10-077	21211966	350	214	263	225	275	8 +2 +2	24,5 12 14	
TE-9000	IL66/67 419x178	10-832	21220183	419	192	238	282,6	335	10	24,5	
TM-161/2"x7" 10 STUD- Q	IL66/67 420x180	10-067	21018986 21021163	419	200	248	282,6	335	10	24,5	
TM-161/2"x8" 420x200 - ZA	420x200	40-00310	2010912821	419	215	260	282,6	335	10	24,5	
TM-161/2"x8 5/8" 10 STUD- Z	FU4/5 420x220	10-068	21021114 21021114A	419	230	271	282,6	335	10	24,5	
TM-161/2"x8 5/8" 6 STUD- Z	FU4/5 420x220	40-00308	21200045	419	232	273	290	335	6	20,5	
TM-161/2"x8 5/8"	FU4/5 420x220	40-00370	21020759 21023065	419	232	268	282,6	335	10	23,5	
LM	RW34/35 419x178	10-832	21220183	419	192	238	282,6	335	10	24,5	
DISC LM - LMC 10 STUD	DISC	10-874	21225115	378	45	150	222	250	10	M16	
							VENTED DISC				
DISC TM 8 STUD	DISC	40-43930	21224263	378	45	150	225	227	8	24	
							VENTED DISC				

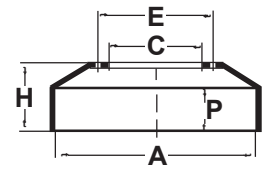
OEM Names and part numbers are used for reference purposes only and do not imply the parts offered are their parts.


AVANT
ARRIERE
A = Alésage du tambour
P = Portée de freinage
H = Hauteur totale
C = Centrage de moyeu
E = Entraxe des trous
T = Trous

FRONT
REAR
A = Inside diameter
P = Brake surface
H = Total height
C = Hub diameter
E = Distance between holes
T = Holes

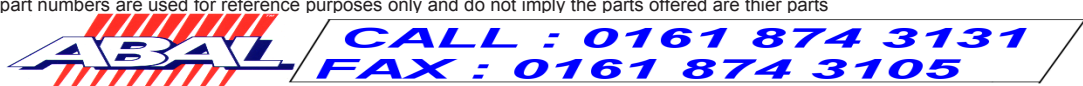
VORN
HINTEN
A = Innen diameter
P = Bremsbalnbre
H = Gesamthöhe
C = Nabenbohrung
E = Lochkreis
T = Loch

DELANTERO
TRASERO
A = Diametro pista
P = Altura pista
H = Altura total
C = Diametro acopiamiento
E = Diametro entre centros
T = Taladros



TYPE - MODEL	ESSIEU AXLE		REF. CONSTRUC. OEM REF.	A	P	H	C	E	T N°	Ø
SAE "RD" (F)		Remorque Trailer Anhängen Remorque								
305x80	305x80 S 3208	40-07401	7401.015	305	88	127	160	205	6	20,5
305x100	305x100 S 3210	40-05022	6512.012	305	112	150	160	205	6	20,5
305x125	305x125 S 3112	40-04994	6602.032	305	135	160	160	205	6	20,5
305x125	305x125 S 3112	40-05018	7901.011	305	135	160	160	205	6	22,5
305x125	305x125 S 3212	40-05001	5902.007	305	135	180	160	205	6	20,5
305x150	305x150 S 3215	40-04999	6801.073	305	160	206	160	205	6	20,5
305x150	305x150 S 3215	40-05035	6901.016	305	160	206	210	245	6	20,5
305x150	305x150 S 3215	40-05034	7001.021	305	160	206	185	225	10	22,5
305x150	305x150 S 3315	40-05017	7305.038	305	160	234	176	225	10	26,5
305x200	305x200 S 3120	40-04998	6709.055	305	210	256	160	205	6	20,5
305x200	305x200 S 3120	40-04997	6812.028	305	210	256	185	225	10	22,5
305x200	305x200 S 3220	40-05046	6207.047	305	210	256	210	245	10	20,5
305x200	305x200 S 3320	40-07901	7901.060	305	210	256	176	225	10	26,5
305x200	305x200 S 3320	40-05049	7303.097	305	210	284	176	225	10	26,5
355x150	355x150 Y 2764	40-05047	8702.035	355	158	216	225	275	8	26
355x200 7404	355x200 S3520 7404	40-05105	8707.105	355	208	275	175	225	10	26

OEM Names and part numbers are used for reference purposes only and do not imply the parts offered are their parts

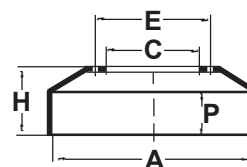



AVANT
ARRIERE
A = Alésage du tambour
P = Portée de freinage
H = Hauteur totale
C = Centrage de moyeu
E = Entraxe des trous
T = Trous

FRONT
REAR
A = Inside diameter
P = Brake surface
H = Total height
C = Hub diameter
E = Distance between holes
T = Holes

VORN
HINTEN
A = Innen diameter
P = Bremsbalnbre
H = Gesamthöhe
C = Nabenbohrung
E = Lochkreis
T = Loch

DELANTERO
TRASERO
A = Diametro pista
P = Altura pista
H = Altura total
C = Diametro acoplamiento
E = Diametro entre centros
T = Taladros



TYPE - MODEL	ESSIEU AXLE		REF. CONSTRUC. OEM REF.	A	P	H	C	E	T		
									N°	Ø	
SAE "RD" (F)		Remorque Trailer Anhänger Remolque									
406x100	406x100 S 4110	40-04996	6507.044	406	111	140	240	275	8	20,5	
406x125	406x125 S 4112	40-05007	6507.045	406	135	170	240	275	8	20,5	
406x125	406x125 S 4112	40-05008	5006.020	406	135	170	280	335	10	20,5	
414x150	414x150 S 4215	40-03002	5305.014	414	167	222	280	335	10	20,5	
414x200	414x200 S 4221	40-05002	6007.045	414	225	260	280	335	10	20,5	
420x150	420x150 S 4416	40-05037	7112.042	420	170	212	280	335	10	20,5	
420x150	420x150 S 4416	40-05019	7502.001	420	170	212	280	335	10	22,5	
420x200	420x200 S 4420	40-05038	7012.050	420	208	242	280	335	10	20,5	
420x200	420x200 S 4420	40-07501	7501.109	420	208	242	280	335	10	22,5	
420x200 5207R/S5021	420x200 S 4420	40-08407	8403.095	420	208	290	280	335	10	22,5	
420x200 7304/9304	420x200 S 4420	40-08406	8406.044	420	208	260	285	335	10	26,5	
GIGANT S 4345	DISC S 4345	40-43926	9267.021	430	45	159.5	290	335	10	23	

OEM Names and part numbers are used for reference purposes only and do not imply the parts offered are their parts.

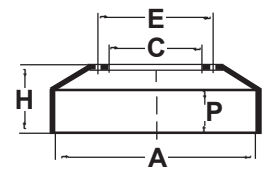



AVANT
ARRIERE
A = Alésage du tambour
P = Portée de freinage
H = Hauteur totale
C = Centrage de moyeu
E = Entraxe des trous
T = Troux

FRONT
REAR
A = Inside diameter
P = Brake surface
H = Total height
C = Hub diameter
E = Distance between holes
T = Holes

VORN
HINTEN
A = Innen diameter
P = Bremsbalnbre
H = Gesamthöhe
C = Nabenbohrung
E = Lochkreis
T = Loch

DELANTERO
TRASERO
A = Diametro pista
P = Altura pista
H = Altura total
C = Diametro acopiamiento
E = Diametro entre centros
T = Taladros



TYPE - MODEL	ESSIEU AXLE		REF. CONSTRUC. OEM REF.	A	P	H	C	E	T N°	∅
SAUER SAF (D)		Remorque Trailer Anhängen Remolque								
300x200 WRZ/WRLZ 8130 WRZ/WRLZ 11030	300x200 SJ22/23	40-03023	1.064.0149.00 COUNTERBORED STUD HOLES	300	212	280	190	225	10	21
300x200 WRZ/WRLZ 8130 WRZ/WRLZ 11030	300x200 SJ22/23	10-711	1.064.0197.00	300	212	280	190	225	10	23
300x200 MS300TEM	300x200 SJ22/23	40-03060	1.064.0177.00	300	212	280	185	225	10	27,1
310x200 M 300	310x200	40-03019	1.064.0099.00	311	200	237	185	225	10	23
355x150 H100TEM	355x150	40-03330	1.064.0171.00	355	160	192	230	275	8	21
355x200 WRZ/M 8435 WRZ/M 11035	355x200 SJ26/27	40-03032	1.064.0218.00 COUNTERBORED STUD HOLES	355	211	279	230	275	8	23
WRZ/M.8435.11035	355x200 SJ26/27	40-05907	1.064.0223.00	355	211	279	190	225	10	23
419x178 L200MD - 8 stud	419x178 RW5/6	40-03007	1.064.0191.00	419	186	210	230	275	8	21
419x178 L200TEM - 10 stud	419x178 RW5/6	40-03055	1.064.0185.00	419	182	225	290	335	10 +2 +2	27,1 M14 L10
419x178 L200 - 10 stud	419x178 RW5/6	40-03021	1.064.0101.00	419	186	257,5	290	335	10	23
419x203 N400 - 6 stud	419x203 RW1/2	40-03016	1.064.0095.00	419	215	240	290	335	6	21
419x203 N400 - 10 stud	419x203 RW1/2	40-03017	1.064.0096.00	419	215	287,5	290	335	10	23
RS-8142-8242-8342-8442 RLS-8142-8242-8342-8442	420x180 BC36/98	10-719	1.064.0060.02 1.064.0130.00	420	190	227	290	335	10	23
RS-8142-8242-8342-8442 RLS-8142-8242-8342-8442 - ABS	420x180 BC36/98	40-05901	1.064.0220.00 COUNTERBORED STUD HOLES	420	190	227	290	335	10 +5	23 M8
RS 9042 RSM 9042 (ABS)	420x180 BC36/98	10-720	1.064.0236.01 1.064.0236.00 COUNTERBORED STUD HOLES	420	190	227	290	335	10 +4	23 M10
RB8442	420x180 BC36/98	40-05903	1.064.0151.00	420	190	227	230	275	8	21

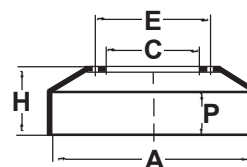
OEM Names and part numbers are used for reference purposes only and do not imply the parts offered are their parts


AVANT
ARRIERE
A = Alésage du tambour
P = Portée de freinage
H = Hauteur totale
C = Centrage de moyeu
E = Entraxe des trous
T = Trous

FRONT
REAR
A = Inside diameter
P = Brake surface
H = Total height
C = Hub diameter
E = Distance between holes
T = Holes

VORN
HINTEN
A = Innen diameter
P = Bremsbalnbre
H = Gesamthöhe
C = Nabenbohrung
E = Lochkreis
T = Loch

DELANTERO
TRASERO
A = Diametro pista
P = Altura pista
H = Altura total
C = Diametro acoplamiento
E = Diametro entre centros
T = Taladros



TYPE - MODEL	ESSIEU AXLE		REF. CONSTRU. OEM REF.	A	P	H	C	E	T	
									N°	Ø
SAUER SAF (D)		Remorque Trailer Anhängen Remolque								
420x180 Type 100	420x180 BC36/98	40-05904	1.064.0059.04	420	190	227	230	275	8	23
SK - RS - 9042	420x180 BC36/98	40-05908	1.064.0260.01 1.064.0260.00 1.064.0260.02	420	194	227	300	335	10	23
RZT-8142-8242-8342-8442 RST-RZT-WRZT 11042 RST-RZT-WRZT 11242	420x180 BC36/98	40-03030	1.064.0104.01 1.064.0127.01	420	212	256	290	335	6	21
RZT-8142-8242-8342-8442 RST-RZT-WRZT 11042 RST-RZT-WRZT 11242	420x200 BC37/97	10-664	1.064.0108.01 1.064.0128.00	420	212	256	290	335	10	23
RS 9042 RSM 9042	420x200 BC37/97	40-05905	1.064.0261.00 FLASQUE	420	212	256	290	335	10 +4	23 M10
RZT-8142-8242-8342-8442 RST-RZT-WRZT 11042 RST-RZT WRZT 11242- ABS	420x200 BC37/97	40-05906	1.064.0221.00 FLASQUE	420	212	256	290	335	10 +5	23 M8
R B M 11242	420x200 BC37/97	40-05909	1.064.0188.00	420	212	256	230	275	8	21
SK - RS - 9042/20	420x200 BC37/97	40-05910	1.064.0270.01 1.064.0270.00	420	215	256	300	335	10	23
WRZ 6242-8142-8242 WRZ 8342-8442 WRZ 11042-11242	420x200 BC37/97	40-03037	1.064.0109.01 1.064.0126.00	420	212	304	290	335	10	23
19,5"	DISC	40-43821	4.079.0004.00	377	45	157,5		275	8	22,75
VENTED DISC										
SKRS 9022 22,5"	DISC	40-43820	4.079.0003.00	430	45	160,5		335	10	22,75
VENTED DISC										
SKRB 9022 22,5"	DISC	40-43822	4.079.0005.00	430	45	130	131	168	12 +3	19 12,75
VENTED DISC										
SK RS 9030/11030	300x200 SJ22/23	40-05911	1.064.0273.00 1.064.0273.10	300	212	280	190	225	10	23
SK RS 9037	367x180 SJ32/33	40-05912	1.064.0280.11 1.064.0280.00	367	187	225	240	275	8	23
SK RZ 9037-8 SK RZ 11037-8	367x200 SJ34/35	40-05913	1.064.0277.00	367	210	260	240	275	8	23

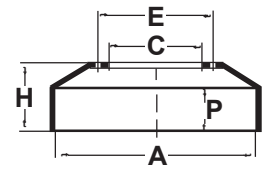
OEM Names and part numbers are used for reference purposes only and do not imply the parts offered are their parts.


AVANT
ARRIERE
A = Alésage du tambour
P = Portée de freinage
H = Hauteur totale
C = Centrage de moyeu
E = Entraxe des trous
T = Trous

FRONT
REAR
A = Inside diameter
P = Brake surface
H = Total height
C = Hub diameter
E = Distance between holes
T = Holes

VORN
HINTEN
A = Innen diameter
P = Bremsbalnbre
H = Gesamthöhe
C = Nabenbohrung
E = Lochkreis
T = Loch

DELANTERO
TRASERO
A = Diametro pista
P = Altura pista
H = Altura total
C = Diametro acopiamiento
E = Diametro entre centros
T = Taladros



TYPE - MODEL	ESSIEU AXLE		REF. CONSTRUC. OEM REF.	A	P	H	C	E	T N°	Ø
SCANIA (S)		Camion Truck L.K.W. Camion	Autobus Bus Bus Bus							
L80-L81-L85-L86 < Ch. 1032271 L110-L111-L140 L141-L145-L146 < Ch. 1033747	FRONT SV26	40-03796	175771-5	413	142	232	280	335	10 +3	23,5 M12
	REAR SV27	40-03950	249050-6	413	230	309	280	335	7 +3 +3	23,5 23 M12
L80-L81-L85-L86 Ch. 1032272 > L110-L111-L140 L141-L145-L146 Ch. 1033748 >	FRONT SV26	40-03962	360564-9 285901-	413	138	221	295	335	7 +3 +3	23,5 23 M12
	FRONT SV26	40-03963	360566-4 297427-	413	142	243	295	335	7 +3 +3	23,5 23 M12
	REAR SV27	40-03961	277309-1	413	216	284	280	335	7 +3 +3	23,5 23 M12
	REAR SV27	40-03964	360572-2 305406- 277308-	413	212	296	295	335	7 +3 +3	23,5 23 M12
L82-T,G,P-82 T,G,P,R,-112 L142-T142 BUS BR112-CR112 BUS K112-BR116	FRONT SV8	40-03614	360568-0 320392-	413	189	247	295	335	7 +3 +3	23,5 23 M12
	FRONT SV8 SV40	40-03895	360569-8 285895-9	413	189	252	295	335	10	23,5
	FRONT SV8	40-03618	360570-6 285894-	413	189	263	295	335	7 +3 +3	23,5 23 M12
	REAR SV34 SV42	40-03780	1414435 360573-0 342880- 293543-	413	265	320	295	335	7 +2 +3	23,5 F13 M12
93M L113-M143	FRONT SV8 SV40	40-03781	392390-1	413	189	253	295	335	7 +3 +3	23,5 23 M12
	FRONT SV8 SV40	40-03782	392391-9	413	189	263	295	335	7 +3	23,5 23
	REAR SV34 SV42	40-03780	1414435 360573-0 342880- 293543- 1385893	413	265	320	295	335	10 +2 +3	23,5 F13 M12
93 - 113 - 143 Séries 4	FRONT SV8 SV40	40-03789	1414152 1334075	413	189	263	295	335	10	23,5
	REAR SV40	40-03790	1414153 1361331 1333117	413	214	275	295	335	10	23,5
Séries 4	FRONT & REAR DISC	40-43909	1402272	430	45	131	208	237	10	M16 X1,5

OEM Names and part numbers are used for reference purposes only and do not imply the parts offered are their parts



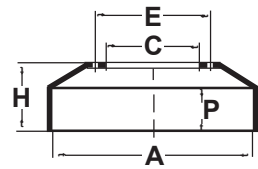
CALL : 0161 874 3131
FAX : 0161 874 3105


AVANT
ARRIERE
A = Alésage du tambour
P = Portée de freinage
H = Hauteur totale
C = Centrage de moyeu
E = Entraxe des trous
T = Trou

FRONT
REAR
A = Inside diameter
P = Brake surface
H = Total height
C = Hub diameter
E = Distance between holes
T = Holes

VORN
HINTEN
A = Innen diameter
P = Bremsbalnbre
H = Gesamthöhe
C = Nabenbohrung
E = Lochkreis
T = Loch

DELANTERO
TRASERO
A = Diametro pista
P = Altura pista
H = Altura total
C = Diametro acoplamiento
E = Diametro entre centros
T = Taladros



TYPE - MODEL	ESSIEU AXLE		REF. CONSTRUC. OEM REF.	A	P	H	C	E	T	
									N°	Ø
SETRA (D)		Autobus Bus Bus Bus								
S120-S125-S130 S140-S150 SG180	FRONT 410x140	40-31904	107.2411.10211	410	150	200	290	335	10 +3	20,5 M12
S211-S212H S215H-HD	REAR 420x180	40-31915	107.2520.15006	420	190	260	290	335	10	21
S140ES S212H-S213H S215H	FRONT 410x160	40-31924	179.2411.11406 179.2411.11306	410	169	236	290	335	10 +2	23 M16
	REAR 410x220	40-31928	179.2520.11411 179.2520.11311	410	230	280	290	335	10 +2	23 M16
	REAR 410x220 3EME AXLE	40-00601	8252019174	410	235	275	282	335	10	22,5
S110 à S200 -> 12/79	FRONT DISC	40-43834	828.40.00034 KN.250810	392	48	120	215	255	10	M16 X1,5
							VENTED DISC			
S210 à S228 1/80 >	FRONT DISC	40-43807	179.2411.11307 KN.350103	396	48	119	194	215	10	M16 X1,5
							VENTED DISC			
S210 à S228	FRONT DISC	40-43808	179.2411.11131 KN.351605	406	48	175	194	215	10	M16 X1,5
							VENTED DISC			
S309 HD S312 HD S315 HD 1991 -->	FRONT DISC	40-43809	8285390000	432	45	135	194	220	10	M16 X1,5
							VENTED DISC			
	REAR 410X220	40-00602	315252012201 315252011201	410	230	292	290	335	10	23

OEM Names and part numbers are used for reference purposes only and do not imply the parts offered are their parts.

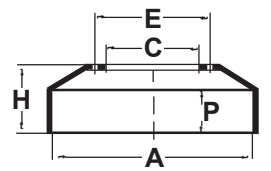



AVANT
ARRIERE
A = Alésage du tambour
P = Portée de freinage
H = Hauteur totale
C = Centrage de moyeu
E = Entraxe des trous
T = Trous

FRONT
REAR
A = Inside diameter
P = Brake surface
H = Total height
C = Hub diameter
E = Distance between holes
T = Holes

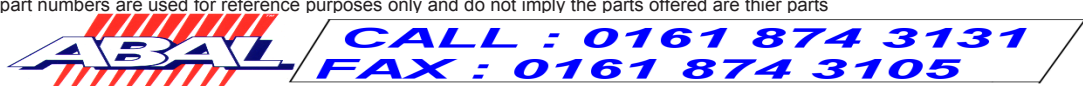
VORN
HINTEN
A = Innen diameter
P = Bremsbalnbre
H = Gesamthöhe
C = Nabenbohrung
E = Lochkreis
T = Loch

DELANTERO
TRASERO
A = Diametro pista
P = Altura pista
H = Altura total
C = Diametro acopiamiento
E = Diametro entre centros
T = Taladros



TYPE - MODEL	ESSIEU AXLE		REF. CONSTRUC. OEM REF.	A	P	H	C	E	T N°	∅
SMB (F)		Remorque Trailer Anhängen Remolque								
SMB 311x203	311x203 FU17/18	40-00833	M006840	311	215	286	208	245	6	19
SMB 311x203	311x203 FU17/18	40-00892	M006867	311	215	300	178	225	10	26
SMB 360x200 C5-12	360x200	40-00893	M009740	360	214	266	230	275	8	26
SMB 419x178 C2	419x178 FT11/12	40-31470	M006166	419	198,5	243,7	288	335	10	26
SMB 419x203 C1	419x203 FT6/7	40-31471	M003176	419	211	256,2	288	335	10	26
SMB 419x203 L1	419x203 FT6/7	40-31472	M068445	419	212	237	280	335	10	26
SMB KNORR-SB7000	DISC	40-43900	M069018	430	45	157	280	335	10	25,5
SMB KNORR-SB6000	DISC	40-43899	M078157	377	45	138.5	169	196	8	M14

OEM Names and part numbers are used for reference purposes only and do not imply the parts offered are their parts

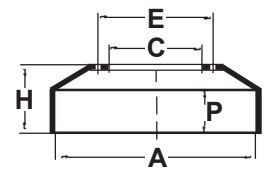



AVANT
ARRIERE
A = Alésage du tambour
P = Portée de freinage
H = Hauteur totale
C = Centrage de moyeu
E = Entraxe des trous
T = Trous

FRONT
REAR
A = Inside diameter
P = Brake surface
H = Total height
C = Hub diameter
E = Distance between holes
T = Holes

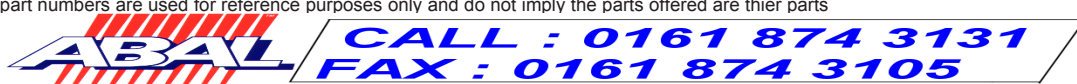
VORN
HINTEN
A = Innen diameter
P = Bremsbalnbre
H = Gesamthöhe
C = Nabenbohrung
E = Lochkreis
T = Loch

DELANTERO
TRASERO
A = Diametro pista
P = Altura pista
H = Altura total
C = Diametro acopiamiento
E = Diametro entre centros
T = Taladros



TYPE - MODEL	ESSIEU AXLE		REF. CONSTRUC. OEM REF.	A	P	H	C	E	T N°	Ø
TRAILOR (F)		Remorque Trailer Anhänger Remolque								
OLD MODELS										
419x178 Type 18-20	419x178	40-03000	1483000C DB12A12	419	195	220	343	381	10	14,2
419x178 Type 18-20	419x178	40-03013	1515000T R.18.605.03	419	200	260	230	275	8	21
419x203 Type 26	419x203	40-03005	1494000J DB16A1	419	222	244	343	381	10	14,2
AXLE 1st GENERATION										
300x200 MS300	300x200	40-03022	6501801W 10696	300	215	278	185	225	10	23
310x200 M 300	310x200	40-03019	6010000B 10010	311	200	237	185	225	10	23
355x150 H 100	355x150	40-03053	6500000R 10677	355	160	228	230	275	8	23
419x178 L200 - 8 stud	419x178	40-03018	6101000G 10106	419	185	258	230	275	8	23
419x178 L200 - 10 stud	419x178	40-03021	6498900W 10666	419	190	260	290	335	10	23
419x203 N400 - 6 stud	419x203	40-03016	6094000L 10099	419	215	240	290	335	6	21
419x203 N400 - 10 stud	419x203	40-03017	6105000A 10110	419	212	288	290	335	10	23
AXLE 2nd GENERATION										
300x200 MS 300 TEM	300x200	40-03060	6503335C	300	214	278	185	225	10	27,1
355x150 H 100 TEM	355x150	40-03330	6503312T	355	160	192	230	275	8	21
419x178 L200 MD - 8 stud	419x178	40-03007	6503540J	419	186	210	230	275	8	21

OEM Names and part numbers are used for reference purposes only and do not imply the parts offered are their parts

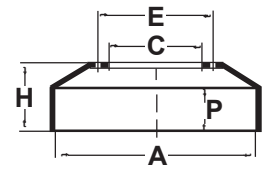



AVANT
ARRIERE
A = Alésage du tambour
P = Portée de freinage
H = Hauteur totale
C = Centrage de moyeu
E = Entraxe des trous
T = Trous

FRONT
REAR
A = Inside diameter
P = Brake surface
H = Total height
C = Hub diameter
E = Distance between holes
T = Holes

VORN
HINTEN
A = Innen diameter
P = Bremsbalnbre
H = Gesamthöhe
C = Nabenbohrung
E = Lochkreis
T = Loch

DELANTERO
TRASERO
A = Diametro pista
P = Altura pista
H = Altura total
C = Diametro acopiamiento
E = Diametro entre centros
T = Taladros



TYPE - MODEL	ESSIEU AXLE		REF. CONSTRUC. OEM REF.	A	P	H	C	E	T N°	∅
VAN HOOL (B)		Autobus Bus Bus Bus								
370-10.25 370-11.25 370-12.25	FRONT 410x200	40-01884	603.100.880 603.100.320 7.161.879 7.161.338	410	206	255	285	335	10 +2 +2	23 M12 L11
370-12.35 A400-A600	REAR 410x200	40-01884	603.100.880 603.100.320 7.161.879 7.161.338	410	206	255	285	335	10 +2 +2	23 M12 L11
	REAR 410x220	40-01020	7.165.358	410	226	276	285	335	10 +2	23 M12
470-10.20-12.20 471-10.20-12.20 570-10.20-12.20 571-10.20-12.20 670-12.20	FRONT 381x178	40-01132	4203.7813 507.510	381	188	255	285	335	10	23
	REAR 381x178	40-03351	4200.3912 247.7358 247.6108	381	189	229	295	335	10 +2	23 M12
	REAR 381x178	40-01845	4200.3218 7910130	381	197	248	295	335	10 +2	23 M12
T811-T812 T813-T814 T815-ACRON ALIZE	FRONT 381x178	40-01134	603.100.350 124.523	381	186	235,5	285	335	10 +2	23 M12
	FRONT 381x178	40-01135	623.100.510 129.641 123.748 123.663	381	186	235,5	285	335	10 +2	27 M12
	REAR 419x178	40-00315	632.502.500	419	218	270	282,3	335	10 +3 +5	26,1 M12 L11
	REAR 419x178 EATON	40-01315	622.500.760 622.500.440 153.646/136.436 983.920	419	218	270	282,3	335	10 +3 +5	26,1 M12 L11
A 500 A 600	FRONT 410x175	40-01136	664.376.602 623.100.870 603.100.420 137.056/2	410	183	232,5	285	335	10	23
ALTANO - T9	FRONT DISC	40-43905	81508030014 81508030009	438	45	135	200	235	10	M16 X1,5
ACRON ROYAL ALTANO CL 815	REAR 410x220 EATON	40-33273	675.778.553 632.502.921 136.132/2 983.923	410	235	278	282,3	335	10	26
A300 A 6700	REAR 410x220 ZF	40-00601	632506789 632506412 632506191	410	235	275	282	335	10	23
A420 - A440 EOS 200	FRONT & REAR DISC	40-43808	KN351605 179241111131	406	48	175	194	215	10	M16 x1.5

OTHER MODELS SEE ALSO IVECO (I)

OEM Names and part numbers are used for reference purposes only and do not imply the parts offered are their parts



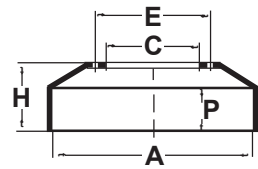
CALL : 0161 874 3131
FAX : 0161 874 3105


AVANT
ARRIERE
A = Alésage du tambour
P = Portée de freinage
H = Hauteur totale
C = Centrage de moyeu
E = Entraxe des trous
T = Trous

FRONT
REAR
A = Inside diameter
P = Brake surface
H = Total height
C = Hub diameter
E = Distance between holes
T = Holes

VORN
HINTEN
A = Innen diameter
P = Bremsbalnbre
H = Gesamthöhe
C = Nabenbohrung
E = Lochkreis
T = Loch

DELANTERO
TRASERO
A = Diametro pista
P = Altura pista
H = Altura total
C = Diametro acoplamiento
E = Diametro entre centros
T = Taladros



TYPE - MODEL	ESSIEU AXLE		REF. CONSTRU. OEM REF.	A	P	H	C	E	T	
									N°	Ø
VOLVO (S)			Camion Truck L.K.W. Camion							
F406 F407 F408	FRONT 310x100	40-00248	6017936-3	310	112	179	165	205	6 +2 +2	19,5 M10 F11
	REAR 310x125	40-00249	6017937-1	310	130	193	165	205	6 +2 +2	19,5 M10 F11
FL406 FL408	FRONT DISC	40-43920	6779208-5	322	30	90	132	154	6	M14
	REAR DISC	40-43921	6779209-3	322	30	115	164	190	6	M12
F607-F608 F609-F610	FRONT 325x120	40-00244	6017938-9	325	134	201	207	245	6 +2 +2	19,5 M10 F11
	REAR 325x150	40-00245	6017939-7	325	155	222	207	245	6 +2 +2	19,5 M10 F11
FL608-FL609 FL610-FL611	FRONT DISC	40-43922	6774686-7	322	30	90	132	154	6	M14
	REAR DISC	40-43923	6775227-9	322	30	138	216	275	8	13
	REAR DISC A.B.S.	40-43924	6796864-4	322	30	138	216	275	8	M12
F611-F612 F613-F614	FRONT 394x127	40-00246	6030954-9	394	134	201,5	228	275	8 +2 +2	21,5 M10 F11
	FRONT 394x152	40-00247	6011617-5	394	156	218	228	275	8 +2 +2	21,5 M10 F11
FL612-FL613 FL614-FS713	FRONT & REAR 360x140	40-03846	107111-2	360	149	232	228	275	8	21,5
FL612-FL613 FL614	FRONT & REAR GG214/215	40-03849	6772133-2	360	181	247	228	275	8 +2	21,5 M12
FL615-FL617	FRONT & REAR CW4 RW24	40-03873	6896288 8030860	381	215	230	282	335	10	28
F615S-FL615 F616S-FL616 F617S-FL617	FRONT & REAR CW4 RW24	40-03848	6779272-1 6857032	381	185	245	286	335	10 +2	24,5 M12
F615-FL618 F616-FL619 F617-FL57	FRONT & REAR RW25	40-03874	6798897-2	381	237	255	286	335	10	24

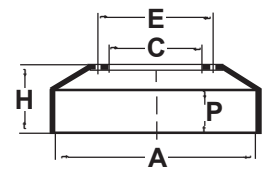
OEM Names and part numbers are used for reference purposes only and do not imply the parts offered are their parts.


AVANT
ARRIERE
A = Alésage du tambour
P = Portée de freinage
H = Hauteur totale
C = Centrage de moyeu
E = Entraxe des trous
T = Trous

FRONT
REAR
A = Inside diameter
P = Brake surface
H = Total height
C = Hub diameter
E = Distance between holes
T = Holes

VORN
HINTEN
A = Innen diameter
P = Bremsbalnbre
H = Gesamthöhe
C = Nabenbohrung
E = Lochkreis
T = Loch

DELANTERO
TRASERO
A = Diametro pista
P = Altura pista
H = Altura total
C = Diametro acopiamiento
E = Diametro entre centros
T = Taladros



TYPE - MODEL	ESSIEU AXLE		REF. CONSTRUC. OEM REF.	A	P	H	C	E	T N°	∅
VOLVO (S)		Camion Truck L.K.W. Camion								
N7-N10 F85-F86-N86 F87-F88-G88	FRONT 413x127	40-03823	335217-6	413	140	217	245	286	10 +2 +2	26,5 M12 F13,5
	FRONT 413x152	40-03818	1500537-4	413	163	228	245	286	10 +2	26,5 M12
	REAR 394x178	40-03811	324005-8	394	190	276	245	286	10 +2 +2	26,5 M12 F13,5
F7-F10-F12 N7-N10-N12 F88-G88 F89-G89	FRONT 413x152 Trilex	40-03828	356357-4	413	163	189	290	335	12	16,5
	REAR 394x203 Trilex	40-03829	356358-2	394	215	237	290	335	12	16,5
F7-F10-F12 N7-N10-N12 F88-G88 F89-G89 STUD: ∅ 33	FRONT 413x152	40-03825	352786-8	413	163	241	282	335	10 +2 +2	33 M12 F13,5
	REAR 394x203	40-03826	352787-6 1590146-5	394	214	289	282	335	10 +2 +2	33 M12 F13,5
F7-F10-F12 F88-GT88 F89-G89 STUD: ∅ 28	FRONT 413x152	40-03837	1584129- 366865-4	413	163	241	282	335	10 +2 +2	28 M10 F11
	REAR 394x203	40-03838	1584131- 366866-2	394	214	289	282	335	10 +2 +2	28 M10 F11
F7-F10-F12 N7-N10-N12 INTERCOOLER	FRONT 394x178	40-03839	1577439-1	394	191	254	282	335	10 +2	28 M12
	REAR 394x240	40-03821	1589429-8	394	250	308	282	335	10 +2 +2	28 M20 26,5
	REAR 394x254	40-03820	1590313-1	394	264	314	282	335	10 +2	28 M12

OEM Names and part numbers are used for reference purposes only and do not imply the parts offered are their parts



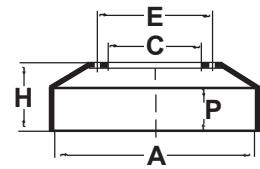
CALL : 0161 874 3131
FAX : 0161 874 3105


AVANT
ARRIERE
A = Alésage du tambour
P = Portée de freinage
H = Hauteur totale
C = Centrage de moyeu
E = Entraxe des trous
T = Trous

FRONT
REAR
A = Inside diameter
P = Brake surface
H = Total height
C = Hub diameter
E = Distance between holes
T = Holes

VORN
HINTEN
A = Innen diameter
P = Bremsbalnbre
H = Gesamthöhe
C = Nabenbohrung
E = Lochkreis
T = Loch

DELANTERO
TRASERO
A = Diametro pista
P = Altura pista
H = Altura total
C = Diametro acoplamiento
E = Diametro entre centros
T = Taladros



TYPE - MODEL	ESSIEU AXLE		REF. CONSTRU. OEM REF.	A	P	H	C	E	T		
									N°	Ø	
VOLVO (S)			Camion Truck L.K.W. Camion								
F10-F12-F16 FL7-FL10 FH12/16 Z cam Brakes	FRONT VL86	40-03850	1599678-8	410	181	249	282	335	10 +2 +2	28 M20 26	
	FRONT VL87	40-03851	1599009-6	410	190	262	282	335	10 +2 +2	28 M20 26	
	FRONT VL88	40-03870	1599010-4	410	205	274	282	335	10 +2 +2	28 M20 26	
	REAR VL87	40-03855	1599679-6	410	202,5	282	282	335	10 +2 +2	28 M20 26	
	REAR VL88	40-03853	1599011-2	410	217	294,5	282	335	10 +2 +2	28 M20 26	
	REAR VL89	40-03852	1599012-0	410	230	306,5	282	335	10 +2 +2	28 M20 26	
FH10-12 FL10-12 FM10-12 NL12 1996 --> with Backplate Groove	FRONT VL86	40-03872	1075305- 3171743	410	185	248	282	335	10 +2 +2	28 M20 18	
	FRONT VL87	40-03877	1075306- 3171744	410	199	260,5	282	335	10 +2 +2	28 M20 18	
	FRONT VL88	40-03876	1075307- 3171745	410	211	273	282	335	10 +2 +2	28 M20 18	
	REAR VL87	40-03871	1075308- 3171746	410	205	282	282	335	10 +2 +2	28 M20 18	
	REAR VL88	40-03878	1075309- 3171747	410	218	293,5	282	335	10 +2 +2	28 M20 18	
	REAR VL89	40-03875	1075310- 3171748	410	231	306,5	282	335	10 +2 +2	28 M20 18	
FH12	FRONT & REAR DISC	40-43925	3112965-0	438	45	126,5	195	231	10	M16	

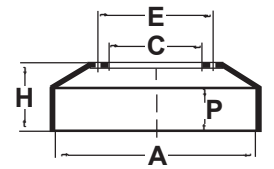
OEM Names and part numbers are used for reference purposes only and do not imply the parts offered are their parts.


AVANT
ARRIERE
A = Alésage du tambour
P = Portée de freinage
H = Hauteur totale
C = Centrage de moyeu
E = Entraxe des trous
T = Trou

FRONT
REAR
A = Inside diameter
P = Brake surface
H = Total height
C = Hub diameter
E = Distance between holes
T = Holes

VORN
HINTEN
A = Innen diameter
P = Bremsbalnbre
H = Gesamthöhe
C = Nabenbohrung
E = Lochkreis
T = Loch

DELANTERO
TRASERO
A = Diametro pista
P = Altura pista
H = Altura total
C = Diametro acopiamiento
E = Diametro entre centros
T = Taladros



TYPE - MODEL	ESSIEU AXLE		REF. CONSTRUC. OEM REF.	A	P	H	C	E	T N°	∅
VOLVO (S)		Autobus Bus Bus Bus								
B 59 B 60	FRONT VL74/75	40-03825	352786-8	413	163	241	282	335	10 +2 +2	33 M12 F13,5
	FRONT VL74/75	40-03837	1584129- 366865-4	413	163	241	282	335	10 +2 +2	33 M12 F13,5
	REAR VL76/77	40-03826	352787-6 1590146-5	394	214	289	282	335	10 +2 +2	33 M12 F13,5
	REAR VL76/77	40-03838	1584131- 366866-2	394	214	289	282	335	10 +2 +2	28 M12 F13,5
B 9M	FRONT 394x178	40-03839	1577439-1	394	191	254	282	335	10 +2	28 M12
	REAR 394x203	40-03826	352787-6 1590146-5	394	214	289	282	335	10 +2 +2	33 M12 26,5
B 10M B 10R	FRONT VL76/77	40-03847	1134817-4	394	218	270	282	335	10 +2	28 M12
	REAR VL81/82	40-03820	1590313-1	394	264	314	282	335	10 +2	28 M12
	REAR VL76/77	40-03847	1134817-4	394	218	270	282	335	10 +2	28 M12
B10 - OLYMPIAN	FRONT VL87	40-03879	3111104-0	410	193	250	282	335	10	28
	REAR VL88 VL89	40-03880	3111116-4	410	240	286	282	335	10	28
B 10L B 12L	FRONT DISC	40-43925	3112965-0	438	45	126,5	195	231	10	M16
	REAR VL89	40-03875	1075310 3171748	410	231	306,5	282	335	10 +2 +2	28 M20 F18

OEM Names and part numbers are used for reference purposes only and do not imply the parts offered are their parts



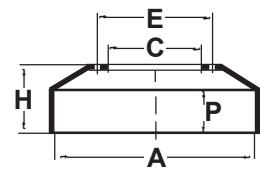
CALL : 0161 874 3131
FAX : 0161 874 3105


AVANT
ARRIERE
A = Alésage du tambour
P = Portée de freinage
H = Hauteur totale
C = Centrage de moyeu
E = Entraxe des trous
T = Trous

FRONT
REAR
A = Inside diameter
P = Brake surface
H = Total height
C = Hub diameter
E = Distance between holes
T = Holes


VORN
HINTEN
A = Innen diameter
P = Bremsbalnbre
H = Gesamthöhe
C = Nabenbohrung
E = Lochkreis
T = Loch

DELANTERO
TRASERO
A = Diametro pista
P = Altura pista
H = Altura total
C = Diametro acoplamiento
E = Diametro entre centros
T = Taladros



TYPE - MODEL	ESSIEU AXLE		REF. CONSTRUC. OEM REF.	A	P	H	C	E	T	
									N°	Ø
YORK (GB) HENDRICKSON		Remorque Trailer Anhängen Remolque								
12 1/4"x7" 10 stud	310x178 MQ3/4	10-075	501774	311,7	195	220,5	178	225	10	23,6
12 1/4"x7" 8 stud	310x178 MQ3/4	10-074	501481	311,7	203	220,5	222,3	275	8	23,6
12 1/4"x8 1/4" 10 stud	310x210 YK10/11	10-624	502496	311,7	216	276,2	178	225	10	23,6
13 1/4"x8 1/4" 160 SERIES XL 10 stud with ABS	335x210 YK12	10-623	506412 507317	335	212	270	178	225	10 6	23,6 M6
15 1/2"x7" 10 stud	394x178 YK6/7	10-072	500761 7 TC.761	394	194	235	282,6	335	10	23,6
15 1/2"x8 1/4" 10 stud	394x210 YK8/9	10-073	500770 7 TC.770/D	394	221	251	282,6	335	10	23,6
16 1/2" x7"	419x178 IL66/67	40-01779	501788	419	192	248	282,6	335	10	23,6
16 1/2" x7" 2000 Séries	419x178 IL66/67	10-855	786108 786107	419	188	236	280,9	335	10	23
16 1/2" x7" H2000 SM09K - SM10	419x178 IL66/67	10-855/1	786449	419	188	236	282,6	335	10	23,6
16 1/2"x8 5/8" 6 stud	419x220 FU4/5	40-01780	501743	419	234	268	282,6	335	6	19,5
16 1/2"x8 5/8" 10 stud	419x220 FU4/5	10-298	501786 7TD 1786	419	234	268	282,6	335	10	23,6
6 1/2"x8 5/8" 2000 Séries	419x220 FU4/5	10-856	786110	419	228	276	280,9	335	10	23
16 1/2"x8 5/8" H2000 SM09K - SM10	419x220 FU4/5	10-856/1	786450	419	228	276	282,6	335	10	23,6
FOR DISC AXLE SEE MERCEDES BENZ										

OEM Names and part numbers are used for reference purposes only and do not imply the parts offered are their parts.



ABAL ENGINEERING LTD

Sales UK - Tel - 0161 874 3131
- fax - 0161 874 3105

Sales Export - Tel - 0044 1 61 874 3120
- fax - 0044 1 61 874 3121

Accounts - Tel - 0161 874 3138
- fax - 0161 874 3111

Main Reception - Tel - 0161 874 3100
- fax - 0161 874 3101

email - sales@abal.co.uk

website - www.abal.co.uk

