


CONTRIBUTES
TO A HEALTHY
INDOOR
CLIMATE

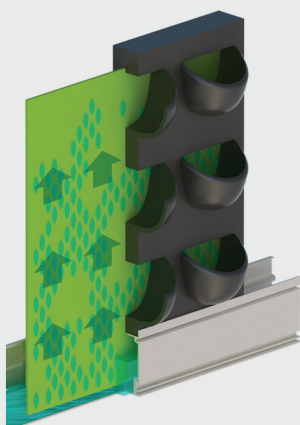
What Makes Suite Plants Living Walls Unique?


SUITE PLANTS SYSTEMS ARE DESIGNED TO BE SIMPLE to install and easy to maintain. All products use the same interchangeable plant cassette.

Normal View



Cut View



 **PLANTS THRIVE** because their roots are allowed to spread throughout the cassette (as opposed to being stunted because their roots are confined in a grow pot)

 **PLANTS REMAIN HEALTHY** because they sit at a natural growth angle and aren't hanging horizontally out of the wall (plant roots are meant for finding water not holding on to a vertical plane. Have you ever seen horizontally growing plants in nature?)


 **POLYESTER BLEND WICK SUPPLIES AN EVEN AND CONSTANT AMOUNT OF WATER** to the plants' roots and the solid back plate keeps all water inside the cassette

- ▶ Made of lightweight and recyclable Expanded Polypropylene engineered plastic foam
- ▶ Holds nine 4" plants
- ▶ Weighs only 2.0 lbs

**WATER
ONLY
ONCE EVERY
4-6 WEEKS**

- SIMPLE:** Hangs on the wall as easily as a painting; no electricity needed
- EASY:** Water tanks behind the frame hold 4-6 weeks of water
- BRANDING OPPORTUNITY:** Custom graphic or logos can be added to the frames

Multiple sizes available:



Three standard colors available:

CHARCOAL

WHITE

SILVER

LivePICTURE[®] XL Instant Living Wall

