UPLUS
NEW TECHNOLOGY BATTERY

US SERIES

US12-33 (12V33AH)

10-12 YEARS DESIGN LIFE

General Features

- Sealed and maintenancefree operation.
- Non-Spillable construction design.
- ABScontainers and covers(UL94HB, UL94V-0) optional.
- Safety valve installation for explosionproof.
- High quality and high reliability.
- Exceptional deep discharge recovery performance.
- Low self discharge characteristic.
- Flexibility design for multiple install positions.

VdS | Intertek ETL SEMKO | MH26866 | ISO14001 | ISO9001 | CE EMC tested

BatteryType	Valve-Regulated,Absorbed Glass Mat(AGM) Technology			
Nomial Voltage	12V			
Capacity (20°C)	20HR(1.6A,1.8V/cell)	10HR(2.98A,1.80V)	5HR(5.39A,1.75V)	1HR(19.7A,1.60V)
	32.0AH	29.8AH	26.9AH	19.7AH
Dimensions	Length	Width	Height	Total Height
	195mm(7.68inches)	130mm(5.12inches)	164mm(6.56inches)	180mm(7.09inches)
Approx Weight	Approx 10.5 kg (23.1lbs)			
Internal Resistance	Full Charged at 20°C: Approx 12m Ù			
Self Discharge	3% of capacity declined per month at 20°C			
Capacity affected by Temperature (10HR)	40°C	25°C	0°C	-15°C
	103%	100%	86%	65%
Charging Voltage(V)	Cycleuse		Floatuse	
	14.4V~15.0V at 20°C.Temp.Coefficient -30mV / °C		13.5V~13.8V at 20°C.Temp. Coefficient(-20mV / °C)	
Current	Max.Discharge Current		Initial ChargingCurrent	
	495A		Less than 9.9A	
Operating Temp.Range	Discharge	Charging	Storage	
	-15～50°C(5 ～122°F)	0～40°C(32 ～104°F)	-15～40°C(5 ～104°F)	

Constant Current Discharge (Amperes) at 20 °C (68°F)

F.V/Time	5min	10min	15min	20min	30min	45min	1h	2h	3h	4h	5h	6h	8h	10h	20h
1.85V/cell	59.7	45.8	38.0	32.8	25.4	18.7	15.8	9.42	7.37	5.99	4.89	4.29	3.46	2.89	1.58
1.80V/cell	80.1	58.6	45.9	38.8	30.0	21.8	17.7	10.3	7.93	6.40	5.25	4.60	3.67	2.98	1.60
1.75V/cell	90.4	64.4	50.1	41.8	31.1	22.6	18.5	10.7	8.08	6.54	5.39	4.72	3.73	3.06	1.62
1.70V/cell	99.5	70.2	53.5	43.9	32.4	23.5	19.1	10.9	8.30	6.72	5.52	4.82	3.78	3.12	1.65
1.65V/cell	109.7	75.7	56.9	46.6	34.1	24.1	19.5	11.1	8.66	6.95	5.67	4.93	3.84	3.18	1.67
1.60V/cell	121.0	82.2	60.9	49.7	36.1	25.1	19.7	11.6	8.92	7.17	5.86	5.03	3.88	3.22	1.68

Constant Power Discharge (Watts) at 20 °C (68°F)

F.V/ Time	5min	10min	15min	20min	30min	45min	1h	2h	3h	4h	5h	6h	8h	10h	20h
1.85V/cell	109.2	84.7	70.9	61.9	48.4	36.0	30.4	18.3	14.4	11.7	9.58	8.43	6.82	5.71	3.14
1.80V/cell	145.0	106.9	84.5	72.1	56.2	41.5	33.9	19.8	15.4	12.4	10.2	9.00	7.22	5.88	3.17
1.75V/cell	160.0	115.6	91.1	76.8	57.9	42.6	35.3	20.5	15.6	12.7	10.5	9.22	7.32	6.03	3.19
1.70V/cell	171.3	123.2	95.9	80.1	59.9	44.2	36.3	21.0	16.0	13.0	10.7	9.40	7.42	6.15	3.25
1.65V/cell	186.2	131.7	101.2	84.5	62.7	44.9	36.9	21.1	16.6	13.4	11.0	9.57	7.52	6.26	3.29
1.60V/cell	200.6	139.7	106.5	89.0	65.7	46.5	37.0	21.9	17.0	13.8	11.3	9.75	7.57	6.32	3.30

Dimensions

T5 Terminal

Unit: mm [inches]

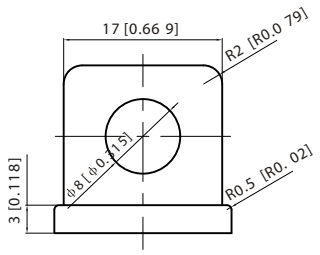

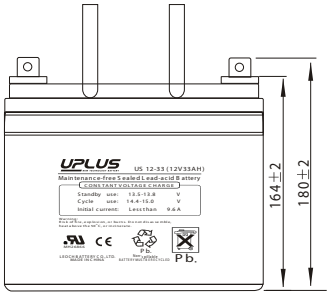

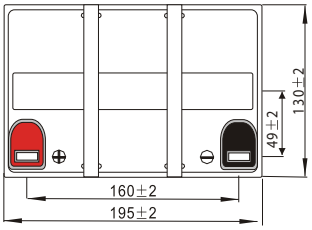



Float charging characteristics

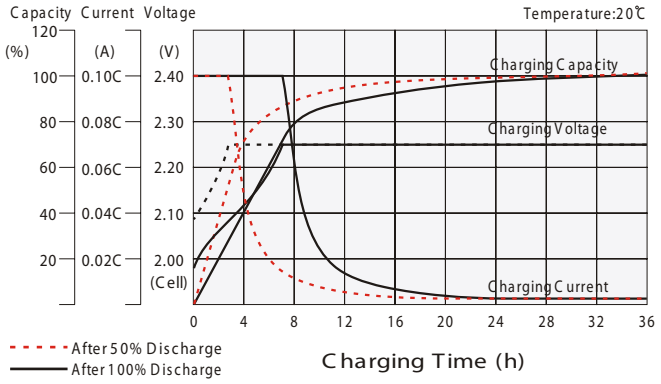

Cycle use charging characteristics

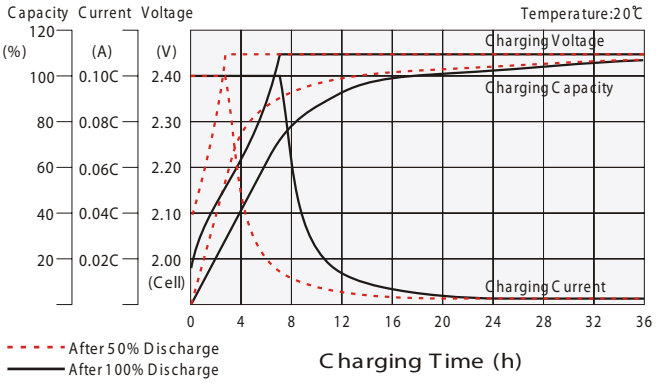

Effect of Temperature on Long Term Float Life

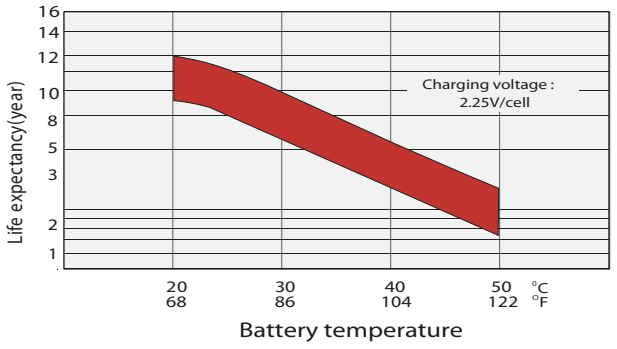

Discharge characteristics

Temperature:20℃

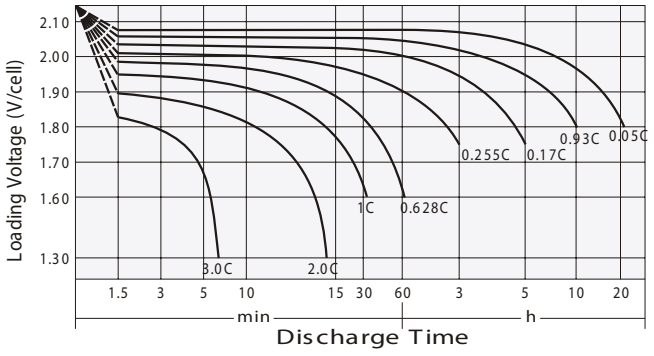

Cycle Life in Relation to Depth of Discharge

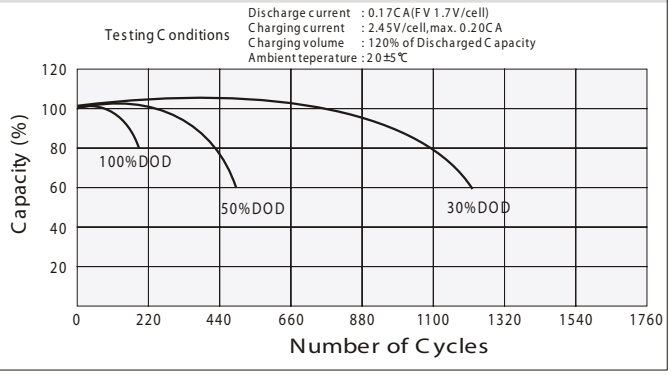
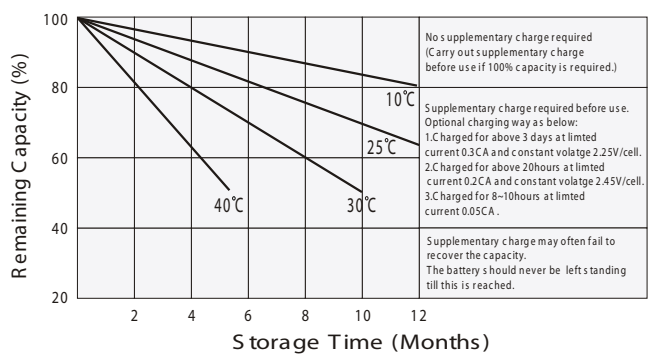
Self Discharge Characteristics