




ELECTRIC GUITARS & BASSES



 YAMAHA

YAMAHA...WHERE TRADITION AND TE



CHNOLOGY MEET, AND CREATE ART



For the discerning guitarist, the ultimate instrument is a blend of human warmth and sensitivity with state-of-the-art technology — a perfect balance of craft and science. On every level, it has to meet with the exacting requirements of a performer who knows exactly what he wants, and who, more than any other contemporary instrumentalist, can develop a deep emotional relationship with his instrument — his "axe".

As a result of a century of musical craftsmanship, Yamaha applies a unique approach to guitar making — an ideal combination of traditional instrument making philosophy with up-to-the-minute developments in technology. Blending the creative talents of dedicated craftsmen with the modern research techniques of the world's most knowledgeable audio technicians, Yamaha offers an unequalled range of superbly designed guitars, which respond perfectly to the demands of any playing style. Every model in this collection has been carefully designed with the advice of the world's finest guitarists, through rigorous testing on stages and in recording studios the world over.

Whatever the style, from country to techno-rock, from fusion to heavy metal, Yamaha offers a complete selection of "no compromise" instruments, that represents meeting of two worlds — the world of traditional craftsmanship and the world of high technology.

When you play a Yamaha, you play a work of art.

SBG

SOLIDBODY
ELECTRIC GUITARS

The superb Yamaha SBG range of solid body electric guitars epitomises Yamaha's unique blend of traditional craftsmanship with modern technology. The uncompromising choice of woods, the innovative humbucking pickups the stylish double cutaways and the flexibility of Coil Split switching are just a few of the

many fine features designed to fill the needs of the most discerning guitarist. At the top of the SBG range, for the most demanding artist, the incredible SBG3000 offers the ultimate in expressive response, elegant design, outstanding sustain, full rich tones, and unbeatable Yamaha precision construction.



ALL-NEW PICKUP DESIGN

The SBG3000 features completely redesigned humbucking pickups. The use of Spinex, a unique Yamaha magnetic alloy, plus specially developed pole piece materials and coil wiring results in pickups that offer a warm, deep response with minimal feedback and unusual clarity.



COIL SPLIT SWITCH

For even greater flexibility, the innovative Coil Split Switch incorporated into the tone control provides instantaneous selection of full humbucking sound or a brighter single-coil sound. In combination with the pickup selector switch and tone controls, this feature offers an enormous variety of vintage or contemporary sounds.



THROUGH NECK

A finely-crafted laminated maple and mahogany neck extends right through to the heel of the SBG3000 body, to ensure consistent tonal response and excellent sustain.



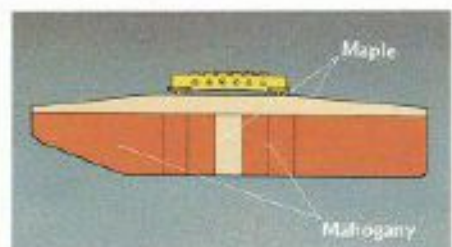
NEW BRIDGE DESIGN

State-of-the-art bridge design in the SBG3000 results in an unconventionally compact, lightweight bridge that efficiently transmits the string vibrations to the body of the guitar, creating exceptionally live string response. Despite its light weight, the SBG3000 bridge is durable enough to withstand years of constant string tension.



PRECISION MACHINE HEADS

A high gear ratio of 15:1 on the precision-built SBG3000 machine heads provides rapid and accurate tuning, with smooth operation and absolutely no backlash. The neat functional design offers efficient, no-slip grip.



MAPLE/MAHOGANY BODY CONSTRUCTION

The inimitable acoustic characteristics of the SBG3000 are produced by painstaking selection of the finest maple and mahogany, by Yamaha's highly experienced craftsmen. Mahogany creates a warm sound with excellent sustain, and maple provides bell-like clarity. The unique laminated construction of the body is carefully matched with the newly-designed pickups to provide consistent response and superior tonality.



INTRICATE INLAY

To create an instrument that looks as beautiful as it sounds is a challenge to which Yamaha has responded by incorporating superbly intricate Mexican abalone and mother-of-pearl neck inlays and body binding, giving the SBG3000 a rich, sophisticated appearance.

SBG3000

- Two Spinex humbucking pickups for warm rich tones at high levels without feedback.
- Innovative Coil Split Switch for expanded tonal versatility.
- Custom-designed laminated maple/mahogany body and neck for excellent structural stability and inimitable acoustic sustain.
- Compact, light, state-of-the-art bridge makes full use of the superb acoustic properties of the guitar body.
- Two attractive pickguards supplied as standard — one brass, one black.
- Fabulous Mexican abalone and mother-of-pearl inlay and binding.

BODY : Mahogany with carved maple top.
FINGERBOARD : Bound ebony, abalone/mother-of-pearl inlays. 22 frets, 24 3/4" scale.
NECK : Laminated rock maple and mahogany through body.
COLORS : Metallic Black, Cream White, Wine Red.



SBG3000
Metallic Black/Wine Red/Cream White



SBG2100
Orange Sunburst



SBG1300TS
Black



SBG2100
Burgundy



SBG2100
Black

SBG2100

- Two high-output Yamaha covered humbucking pickups, using specially developed Spinex magnetic alloy.
 - Light, compact bridge and sustain plate for increased tonal response.
 - Laminated maple/mahogany through-body neck for optimum sound quality.
 - Coil Split Switch increases the available variety of timbres.
- BODY:** Mahogany with carved maple top.
FINGERBOARD: Bound ebony, split pearl inlays, 22 frets, 24 3/4" scale.
NECK: Laminated rock maple and mahogany through body.
COLORS: Black, Burgundy, Orange Sunburst.

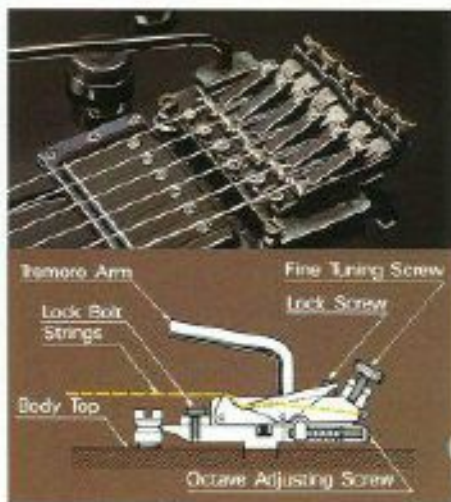
SBG1300TS

- Innovative new vibrato unit with Yamaha double string locking system with fine-tuning facility.
 - Two high-output Yamaha covered humbucking pickups, using Spinex magnetic alloy.
 - Coil Split Switch for humbucker/single coil selection.
 - Superb modern styling — all-black body without binding, ebony fingerboard and black hardware.
 - Extra-thin body construction for balance and increased playing comfort.
- BODY:** Mahogany with carved maple top.
FINGERBOARD: Bound ebony, Mexican abalone dot inlays, 22 frets, 24 3/4" scale.
NECK: Mahogany neck set into body.
COLORS: Black.



PICKUPS/BRIDGE

The SBG2100 features the same high-performance covered humbucking pickups as the SBG3000, offering the same rich tonal possibilities and high output. The Coil Split Switch provides instant selection of humbucking or single-coil pickups. Also incorporated in the SBG2100 is the new low-mass bridge to fully exploit the excellent acoustic properties of its body. For added sustain and clarity, the bridge is mounted on a solid brass plate.



VIBRATO ARM

The new Yamaha SBG1300TS guitar features an ingenious new design in vibrato arms. One major drawback with vibrato arms is that they tend to leave a guitar out of tune after radical use. This problem has been totally eliminated with Yamaha's new string locking system. Without the need for removing the balls from standard strings (as is often necessary many other similar units) this innovative device provides individual string locking at the bridge to permit full use of the unusually wide-ranging vibrato arm with absolutely no detuning problems.

LOCKING PLATES

For double-secure string locking when using the vibrato arm, three screw-tightened locking plates — one for each pair of strings — are fitted just above the nut. This totally efficient trouble-free system allows full vibrato capability, and is indispensable for guitarists who utilize heavy vibrato techniques or string bending in their performances.

FINE-TUNERS

When using the Yamaha string locking system, the machine heads do not function, as the strings are effectively locked at the nut and at the bridge. Should adjustments be needed during a performance, individual fine-tuning thumb screws are fitted to the bridge, for instant and accurate tuning with no slippage.



SBG1200
Antique Stain



SBG200
Pearl White



NEW BODY CONTOUR

In contrast to the square cut of the other SBG series guitars, the SBG200 body is specially beveled in front, resulting in extra playing comfort and a pleasingly elegant shape.



SBG1200
Black



SBG200
Brown Sunburst



SBG200
Black

SBG1200

- Two high-output Yamaha humbucking pickups using Alnico V magnets.
 - Coil Split Switch for extended tonal range.
 - Compact, low-mass bridge to bring out the superb acoustic properties of the guitar body.
 - Smooth, linear volume and tone controls.
- BODY** : Solid mahogany with carved maple top.
FINGERBOARD : Rosewood, split inlays, 22 frets, 24 3/4" scale.
NECK : Mahogany, set in body.
COLORS : Black, Antique Stain.

SBG200

- Special beveled body design for extra playability and stylish looks.
 - Two high-output Yamaha open humbucking pickups.
 - Smooth, linear volume and tone controls.
- BODY** : Solid Nato.
FINGERBOARD : Rosewood, dot inlays, 22 frets, 24 3/4" scale.
NECK : Nato, set in body.
COLORS : Brown Sunburst, Black, Pearl White.

SE

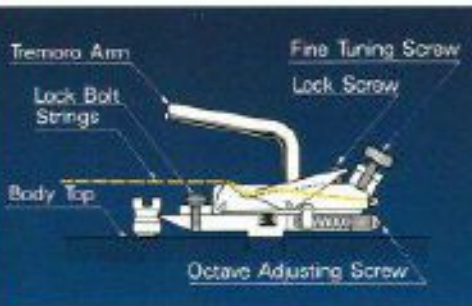
SOLIDBODY
ELECTRIC GUITARS

A radical new series of instruments based on Yamaha's sophisticated human-engineering techniques, for unbeatable playability and balance. Easy access throughout the entire range of the guitar is possible through the formfitting body design, the extra-deep cutaway, and the thin, round-contour neck. And for even more expressive capability, truly versatile pickup selection and string-locking vibrato are also available in this series of contemporary designed guitars.



SE700E
Candy Apple Red/Pearl White

SE700HE
Black Pearl



VIBRATO ARM

The SE700HE and SE700E guitars feature an ingenious new design in vibrato arms. One major drawback with vibrato arms is that they tend to leave a guitar out of tune after radical use. This problem has been totally eliminated with Yamaha's new string locking system. Without the need for removing the balls from standard strings (as is often necessary with other similar units) this innovative device provides individual string locking at the bridge to permit full use of the unusually wide-ranging vibrato arm with absolutely no detuning problems.

LOCKING PLATES

For double-secure string locking when using the vibrato arm, three screw-tightened locking plates — one for each pair of strings — are fitted just above the nut.



This totally efficient trouble-free system allows full vibrato capability, and is indispensable for guitarists who utilize heavy vibrato techniques or string bending in their performance.

FINE-TUNERS

When using the Yamaha string locking system, the machine heads do not function, as the strings are effectively locked at the bridge and at the nut. Should adjustments be needed during a performance, individual fine-tuning thumb screws are fitted to the bridge, for instant and accurate tuning with no slippage.



BINDING

The SE700HE model is a superb example of modern instrument styling. The front surface of this guitar body is finished absolutely flat, and set off by a clean, neat single-ply binding around the edge of the finely contoured body. Sophisticated elegance which will appeal to the most contemporary of musicians.

PICKUPS

The SE series guitars offer a variety of innovative high-performance humbucking and single-coil pickups, to create a tremendously wide range of tones. The SE700E provides a great deal of flexibility with its three-pickup configuration which includes two new Yamaha single-coil pickups, and a newly designed covered humbucking pickup, with full 5-position switching. Spinex, a new Yamaha magnetic alloy, is used to create the high-output low-feedback qualities of the humbucking and single-coil pickups in the SE700E.



SE700E
Black Pearl



SE700HE
Candy Apple Red

SE700E

- Innovative new vibrato unit with Yamaha double string locking system with fine-tuning facility.
- Two high-performance Yamaha single-coil pickups combined with one high-output humbucking pickup, with Coil Split capability plus five-position switch, providing maximum tonal versatility.
- All hardware, including the vibrato arm, finished in high-tech matt black.

BODY: Solid alder.
FINGERBOARD: Ebony, dot inlays, 21 frets, 25 1/2" scale.

NECK: Solid maple, detachable.
COLORS: Flake Black, Candy Apple Red, Pearl White, Black Pearl, Black Cherry, Light Blue Metallic, Shocking Pink.

SE700HE

- Innovative new vibrato unit with Yamaha double string locking system with fine-tuning facility.
- Two newly designed high-output Yamaha covered humbucking pickups, for warm rich tones at high output without feedback.
- All hardware, including the vibrato arm, finished in high-tech matt black.

BODY: Solid alder.
FINGERBOARD: Ebony, dot inlays, 21 frets, 25 1/2" scale.

NECK: Solid maple, detachable.
COLORS: Flake Black, Candy Apple Red, Pearl White, Black Pearl, Black Cherry, Light Blue Metallic, Shocking Pink.



SE300H
Blue Burst

SE300
Candy Apple Red

SE200
Cream White



SE300
Pearl White

SE300
Black

SE200
Black

SE300H

- Two high-output Yamaha open humbucking pickups.
- Vibrato unit offering smooth, wide-range vibrato and stable tuning.
- New, die-cast machine heads for durability and drift-free, accurate tuning.

BODY : Solid nato
FINGERBOARD : Rosewood, dot inlays. 21 frets. 25 1/2" scale.

NECK : Solid nato, detachable.
COLORS : Blue Burst, Candy Apple Red, Pearl White, Black, Shocking Pink.

SE300

- Three extra powerful Yamaha single-coil pickups with Alnico magnets for the classic sounds, plus five-position switch for incredibly versatile tonal flexibility.
- Vibrato unit offering smooth, wide-range vibrato and stable tuning.
- New, die-cast machine heads for durability and drift-free, accurate tuning.

BODY : Solid nato
FINGERBOARD : Rosewood, dot inlays. 21 frets. 25 1/2" scale.

NECK : Solid nato, detachable.
COLORS : Black, Candy Apple Red, Pearl White, Blue Burst, Shocking Pink.

SE200

- Three high-performance Yamaha single-coil pickups with ferrite magnets, plus five-position switch, for incredibly versatile tonal flexibility.
- Attractive chrome-plated finish to all machine parts.
- The same formfitting body design and easily playable thin round neck as the other Yamaha SE models.

BODY : Solid nato.
FINGERBOARD : Stained bubinga, dot inlays. 21 frets. 25 1/2" scale.

NECK : Solid nato, detachable.
COLORS : Black, Cream White, Candy Apple Red, Light Blue Metallic.

SJ

SOLIDBODY
ELECTRIC GUITARS

The new Yamaha SJ550HR guitar combines a compact, lightweight body of the finest alder and birch with a time tested pickup configuration that provides amazingly bright, rich tones. A specially designed thin, round neck offers supreme playability, and an unprecedented variety of dazzling guitar sounds are possible by utilizing the innovative Coil Split Switch, and the two powerful Spinex humbucking pickups, one of which is built into the bridge assembly.



SJ550HR

Candy Apple Red/Black Cherry/Orange Sunburst



BRIDGE AND PICKUP

By placing one of the high-performance pickups almost at the end of the strings, the highest harmonics are greatly enhanced, creating an extraordinarily brilliant tone which is easily recognizable in many country and rock contexts. The second pickup, also a powerfully responsive covered humbucking type, is more conventionally placed. From subtle, mellow tones right through to glass-shattering hard rock sounds — this deceptively simple-looking arrangement can do it all.



COIL SPLIT SWITCH

Six different tone settings are available at the touch of a finger, by using the pickup selector switch in combination with Yamaha's unique Coil Split Switch. Incorporated as a push-push function into the tone control, this switch instantly changes the powerful humbucking pickups into bright, high performance single coil pickups, providing a greatly expanded range of tones.



CONTOURED BACK

All Yamaha guitars are given superb visual lines — but they are also designed to be played for long periods without any undue wear on the player. The rear of the SJ550HR body is specially contoured for extra comfort, enabling the guitarist, whether standing or sitting, to easily position the guitar at an ideal playing angle.

SJ550HR

- Two redesigned Yamaha Spinex humbucking pickups, with covers, for warm rich tones at high levels without feedback.
- Innovative Coil Split Switch for expanded tonal versatility, incorporated into a highly compact and accessible switching layout.
- Ideally contoured guitar body for maximum playing comfort.

BODY : Alder and Birch.
FINGERBOARD : Rosewood, dot inlays. 21 frets.
25 1/2" scale.

NECK : Solid maple, detachable.
COLORS : Black Cherry, Candy Apple Red,
Orange Sunburst, Black Pearl.

BB

SOLIDBODY
BASS GUITARS

Close consultation with some of the world's finest players has enabled Yamaha to develop a range of exceptionally versatile bass guitars. The BB series of electric basses is designed to fulfill the needs of the most demanding musician, whether in concert, where clarity and reliability is a must, or in

the studio, where the priorities are wide tone control and faultless intonation. Along with contemporary good looks, these instruments are precision-made and extremely durable, and they all feature Yamaha's exclusive aluminum channel truss rod.



HIGH-OUTPUT SPLIT PICKUPS

The split-configuration front pickup of the Yamaha BB3000S bass is comprised of two individually wired sections which serve to ideally balance the sound of the low and high strings. This enables the player to deliver an even string response while retaining an extraordinary output level. The rear bar-magnet pickup delivers a solid, clean signal, completing a combination that delivers a bass sound powerful enough to fill the largest hall, yet offering tone control subtle enough for the most discerning professional studio musician.



NEW BRIDGE DESIGN

On the BB3000S a new, compact low-mass bridge transmits the string vibrations to the body far more efficiently than conventional bridges, greatly enhancing the excellent low-frequency response of this powerful instrument, and producing a wonderfully acoustic "woody" sound.



THROUGH NECK

A significant improvement in high-position response is just one advantage of the through neck that extends all the way to the heel of the BB3000S. This beautifully crafted neck, constructed of the finest laminated maple and mahogany, also provides outstanding sustain and tonal balance.



NEW NECK FEATURES

The unusually narrow neck of the BB3000S gives far greater playability and speed than conventional basses, and the precision-made brass nut offers increased sustain, as well even response with both fretted and open notes.



TORQUE ADJUSTABLE MACHINE HEADS

Smooth, stable, accurate tuning is made available by the new design of these elegant, yet heavy-duty torque adjustable Yamaha machine heads.



DEEP CUTAWAY

The unusually deep cutaway of the BB3000S gives easy access to the upper registers, for effortless high-position playing, and creates a visually pleasing body shape.

BB3000S

- Split front pickup and rear bar-magnet pickup for extraordinary balance and tone.
- New low-mass bridge design enhances and enriches the low-frequency response.
- Extra-thin maple/mahogany neck for faster, easier playing.
- Precision-made brass nut for extended sustain and elegant cosmetic appeal.
- Attractive gold-plated torque-adjustable machine heads.

BODY : Solid alder.
FINGERBOARD : Ebony, elliptical inlays. 21 frets. 33 7/8" scale.

NECK : Extra-thin laminated maple and mahogany neck, through body.

COLORS : Metallic Black, Cream White, Natural



BB3000S
Metallic Black/Natural/Cream White



BB2000
Natural

BB1600
Wine Red/Cream White



BB2000
Brown Stain

BB1600
Natural

BB1600
Black



DIECAST BRIDGE

An extra strong, die-cast bridge on the BB2000 easily handles the incredibly high tension of the bass strings, providing perfect intonation and exact string alignment, with a stylish chrome finish.



INDIVIDUAL MIXING CONTROLS

The BB1600 incorporates versatile sound mixing in the form of two smooth-operating rotary volume controls and one master tone control, offering the professional bass player the maximum in sound flexibility.

BB2000

- Split front pickup and rear bar-magnet pickup for extraordinary clarity and tone.
- Strong die-cast bridge for perfect intonation and accurate string alignment.
- Torque-adjustable machine heads, for fast, precise tuning.

BODY : Solid alder

FINGERBOARD : Ebony, elliptical inlays, 21 frets, 33 7/8" scale.

NECK : Laminated maple and mahogany, through body.

COLORS : Brown Stain, Natural.

BB1600

- Extra-thin solid maple neck for faster, easier playing.
- Split front pickup and rear bar-magnet pickup for extraordinary clarity and tone.
- Attractive gold-plated torque-adjustable machine heads.
- New low-mass bridge design enhances and enriches the low-frequency response.

BODY : Solid alder.

FINGERBOARD : Rosewood, split bar inlays, 21 frets, 33 7/8" scale.

NECK : Extra-thin maple neck, detachable.

COLORS : Wine Red, Black, Cream White, Natural.



BB1100S
Antique Stain

BB450
Burnt Orange

BB300
Candy Apple Red



BB1100S
Natural

BB450
Candy Apple Red

BB450
Black

BB300
Black



BUILT-IN EQUALIZER

As well as featuring the standard master tone control knob, the BB1100S offers a highly versatile switchable three-band equalizer (low, mid, and high) that provides instant, wide-ranging equalization. Ideal for subtle adjustments in the studio, this is also an extremely useful feature in a live situation, enabling rapid equalization changes directly from the instrument.

BB1100S

- Extra-thin solid maple neck for faster, easier playing.
- Eight-pole rear pickup and split front pickup provide extra rich, powerful tone.
- Built-in three band equalizer for extensive tone control.
- New low-mass bridge design enhances and enriches the low-frequency response.

BODY: Solid alder.
FINGERBOARD: Rosewood, dot inlays. 21 frets. 33 7/8" scale.

NECK: Extra-thin maple neck, detachable.

COLORS: Antique Stain, Natural.

BB450

- Extra-thin solid maple neck for faster, easier playing.
- Eight-pole rear pickup and split front pickup provide extra rich, powerful tone. New low-mass bridge design enhances and enriches the low-frequency response.

BODY: Solid alder.
FINGERBOARD: Rosewood, dot inlays. 21 frets. 33 7/8" scale.

NECK: Extra-thin maple neck, detachable.

COLORS: Black, Candy Apple Red, Burnt Orange.

BB300

- Extra-thin solid maple neck for faster, easier playing.
- New low-mass bridge design enhances and enriches the low-frequency response.
- Single wide-range Yamaha split pickup.
- Attractive torque-adjustable machine heads.

BODY: Solid nato.
FINGERBOARD: Rosewood, dot inlays. 21 frets. 33 7/8" scale.

NECK: Extra-thin maple neck, detachable.

COLORS: Candy Apple Red, Black.

SA

SEMI-ACOUSTIC
ELECTRIC GUITARS

The combination of the finest woods, carefully selected and constructed with precision craftsmanship, makes Yamaha's SA guitars truly superb examples of semi-acoustic instrument design. Featuring sensitive, high-performance humbucking pickups and meticulously machined, attractively finished hardware, these guitars offer outstanding performance and classic good looks.



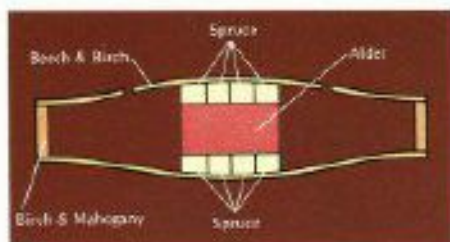
SA2100
Antique Stain/Yellow Natural

SA800
Wine Red



STOP TAILPIECE AND NEWLY DESIGNED PICKUPS

Unusually long sustain and lively response are made possible by the well crafted stop tailpiece, bolted to an alder block inside the guitar body. Newly designed dual humbucking pickups, optimally matched with the body of the instrument, provide warm, rich tones suitable for all types of music.



BODY CONSTRUCTION FOR SUPERIOR SOUND

The SA guitars offer a distinctive tone created by the expertly selected choice of woods utilized in the body structure. Finest quality beech and birch make up the main body of the instrument, and the special sustain-enhancing alder block runs through the center of the guitar body, with spruce filling the spaces between the top and back, creating a remarkably "acoustic" sensitivity.

SA2100

- Two newly designed high-sensitivity Yamaha humbucking pickups, gold-plated.
- Gold-plated stop tailpiece for extended sustain and lively response.
- Specially designed Yamaha truss rod held in a light, sturdy aluminum channel.
- Innovative Coil Split Switch built into each tone control. In combination with the pickup selector, this offers eight different tone settings at the touch of a finger.
- High precision 15:1 ratio machine heads for fast, accurate tuning.

BODY: Arched beech and birch top and back, with alder block and spruce filling.

FINGERBOARD: Bound ebony, dot inlays, 22 frets, 24 3/4" scale.

NECK: Extra-thin mahogany neck, set in body.

COLORS: Antique Stein, Black, Burgundy, Yellow Natural

SA800

- Two newly designed high-sensitivity Yamaha humbucking pickups, chrome-plated.
- Compact, light, state-of-the-art bridge makes full use of the excellent acoustic properties of the guitar body.
- Chrome-plated stop tailpiece for extended sustain and lively response.
- Specially designed Yamaha truss rod held in a light, sturdy aluminum channel.

BODY: Arched beech and birch top and back, with alder block and spruce filling.

FINGERBOARD: Rosewood, dot inlays, 22 frets, 24 3/4" scale.

NECK: Mahogany neck, set in body.

COLORS: Wine Red, Yellow Natural, Black



SA2100
Burgundy



SA2100
Black



SA800
Yellow Natural




SA800
Black

AE

FULL SIZE ACOUSTIC
ELECTRIC GUITARS

Carefully selected, expertly combined woods are of supreme importance in the construction of acoustic guitars, and Yamaha's AE1200S is no exception to this rule. With a precision-built body and superbly matched high-sensitivity pickups, this instrument offers a warm, responsive tone and intimate playability that is particularly suitable for contemporary jazz and crossover music.



AE1200S
Antique Stain



SOLID, MACHINE CARVED SPRUCE TOP

The AE1200S features a fine spruce top, comprising one solid piece of carefully selected wood, machine carved to exacting tolerances in a superb design that incorporates an exclusive Yamaha bracing pattern. This important factor contributes significantly to the delicate tone and rich quality of this extremely responsive instrument.



NEW BRIDGE DESIGN

State-of-the-art bridge design in the AE1200S results in an unconventionally compact, light bridge that efficiently transmits the string vibrations to the meticulously crafted body of this fine instrument. Modern materials combined with a traditionally preferred bridge material, Grenadilla wood, result in an exceptionally rich, vibrant feel that is beyond compare. For players who prefer a more contemporary playing style utilizing light gauge strings, a special design lightweight Tune-o-matic bridge is included with the more traditional Grenadilla bridge.

AE1200S

- Two high-performance Yamaha humbucking pickups.
- Innovative Coil Split Switch built into each cone control. In combination with the pickup selector, this offers eight different tone settings at the touch of a finger.
- Compact, light, state-of-the-art bridge, with Grenadilla wood, makes full use of the excellent acoustic properties of the guitar body.
- High precision 15:1 ratio machine heads for fast, accurate tuning.

BODY: Solid machine carved spruce top, beech and birch for back and rims.

FINGERBOARD: Stained striped abony, split block inlays. 20 frets, 25 1/4" scale.

NECK: Maple, set in body.

COLORS: Antique Stain.

SPECIFICATIONS CHART

GUITARS


MODELS	SBG3000	SBG2100	SBG1300TS	SBG1200	SBG200	SE700E	SE700HE	SE300H	SE300	SE200	SJ550HR	SA2100	SAB90	AET200S
BODY	Natogany with Maple top and Abalone Inlay	Natogany and Maple Top	Natogany and Maple Top	Natogany Maple Top	Nato	Alder	Alder	Nato	Nato	Nato	Nato	Maple and Birch	Maple and Birch	Solid Spruce
WOOD	Maple	Maple and Mahogany	Mahogany	Nato	Maple	Maple	Alder	Nato	Nato	Nato	Maple	Maple and Birch	Maple and Birch	Top, Spruce and Birch Back
NECK	Scale 1"=1 24 3/4	24 3/4	24 3/4	24 3/4	24 3/4	20 1/2	25 1/2	25 1/2	25 1/2	25 1/2	25 1/2	24 3/4	24 3/4	25 1/4
WOOD	One piece integral unvarnished Ebony	Set in body unvarnished Ebony	Set in body Rosewood	Set in body Rosewood	Detachable unvarnished Ebony	Detachable unvarnished Ebony	Detachable unvarnished Ebony	Rosewood	Rosewood	Detachable unvarnished Ebony	Rosewood	Rosewood	Rosewood	Stained Striped Ebony
FINGERBOARD	Mexican Abalone Mother of Pearl	Mother of Pearl	Mexican Abalone	Split Ebony	Dot	Dot	Dot	Dot	Dot	Dot	Dot	Mother of Pearl	Mother of Pearl	Mother of Pearl
No. of Frets	22	22	22	22	22	21	21	21	21	21	21	22	22	22
Width of Fingerboard	1 11/16" (43mm)	1 5/16" (43mm)	1 11/16" (43mm)	1 11/16" (43mm)	1 5/8" (45mm)	1 5/8" (45mm)	1 5/8" (45mm)	1 5/8" (45mm)	1 5/8" (45mm)	1 5/8" (45mm)	1 5/8" (45mm)	1 11/16" (43mm)	1 11/16" (43mm)	1 11/16" (43mm)
Fret Finish	2 1/4" (57mm)	2 1/4" (57mm)	2 1/4" (57mm)	2 1/4" (57mm)	2 3/16" (52mm)	2 3/16" (52mm)	2 3/16" (52mm)	2 3/16" (52mm)	2 3/16" (52mm)	2 3/16" (52mm)	2 3/16" (52mm)	2 1/4" (57mm)	2 1/4" (57mm)	2 1/4" (57mm)
Fret Diameter	1/8" (2.4mm)	1/8" (2.4mm)	1/8" (2.4mm)	1/8" (2.4mm)	1/8" (2.4mm)	1/8" (2.4mm)	1/8" (2.4mm)	1/8" (2.4mm)	1/8" (2.4mm)	1/8" (2.4mm)	1/8" (2.4mm)	1/8" (2.4mm)	1/8" (2.4mm)	1/8" (2.4mm)
Items	1/16" (1.6mm)	1/16" (1.6mm)	1/16" (1.6mm)	1/16" (1.6mm)	1/16" (1.6mm)	1/16" (1.6mm)	1/16" (1.6mm)	1/16" (1.6mm)	1/16" (1.6mm)	1/16" (1.6mm)	1/16" (1.6mm)	1/16" (1.6mm)	1/16" (1.6mm)	1/16" (1.6mm)
Quantity	2	2	2	2	2	1	2	2	2	2	2	2	2	2
Type	Covered Humbucking Pickup	Covered Humbucking Pickup	Covered Humbucking Pickup	Open Humbucking	Open Humbucking	3 Single Coil	Covered Humbucking Pickup	Open Humbucking	Single-coil	Single-coil	Covered Humbucking Pickup	Covered Humbucking Pickup	Covered Humbucking Pickup	Covered Humbucking Pickup
Coil Split Switch	Yes	Yes	Yes	No	No	Yes	Yes	Yes	No	No	Yes	Yes	Yes	Yes
Wire Gauge	0.08 mm	0.09 mm	0.09 mm	AWG #42	AWG #42	0.08 mm	0.08 mm	AWG #42	0.08 mm	0.08 mm	0.08 mm	0.08 mm	0.08 mm	0.08 mm
No. of Turns	5,300T x 2	5,300T x 2	5,300T x 2	5,000T x 2	5,000T x 2	4,300T x 2	5,300T x 2	5,000T x 2	7,600T	6,000T	5,300T x 2	5,300T x 2	5,300T x 2	5,000T x 2
D.C. Resistance	8.4 KΩ	8.4 KΩ	8.4 KΩ	7.3 KΩ	7.3 KΩ	17.5 KΩ	8.4 KΩ	7.3 KΩ	5.7 KΩ	4.3 KΩ	8.4 KΩ	8.4 KΩ	8.4 KΩ	7.9 KΩ
COLORS***	MB, WR, CW	BL, BU	BL	AS, BL	BS, BL, PW	CAR, PW, AS, CAR, PW, AS, PW, BS, PW, BL, PW, BS, PW	AS, PW	BL, CAR, BO	BL, CAR	BL, CAR	BL, CAR, PW, CW, BL, CAR	AS, BL, BU	YL, BL, WR	AS

* (front, center) ** (rear)

BASSES

MODELS	BB3000S	BB2000	BB1600	BB1100CS	BB450	BB300
BODY	Alder, Maple	Alder, Maple	Alder	Alder	Alder	Nato
WOOD	Maple, Mahogany	Maple, Mahogany	Maple	Maple	Maple	Maple
Scale 1"=1	33 7/8	33 7/8	33 7/8	33 7/8	33 7/8	33 7/8
Type	One piece integral	One piece integral	Detachable	Detachable	Detachable	Detachable
WOOD	Striped Ebony	Striped Ebony	Rosewood	Rosewood	Rosewood	Rosewood
Inlay	Mother of Pearl	Mother of Pearl	Mother of Pearl	Dot	Dot	Dot
No. of Frets	21	21	21	21	21	21
Width of Fingerboard	1 9/16" (40mm)	1 11/16" (43mm)	1 9/16" (40mm)	1 11/16" (43mm)	1 11/16" (43mm)	1 11/16" (43mm)
Fret Finish	2 1/2" (63.5 mm)	2 1/2" (63.5 mm)	2 1/2" (63.5 mm)	2 1/2" (63.5 mm)	2 1/2" (63.5 mm)	2 1/2" (63.5 mm)
Fret Diameter	1/8" (2.4 mm)	1/8" (2.4 mm)	1/8" (2.4 mm)	1/8" (2.4 mm)	1/8" (2.4 mm)	1/8" (2.4 mm)
Items	1/16" (1.2 mm)	1/16" (1.2 mm)	1/16" (1.2 mm)	1/16" (1.2 mm)	1/16" (1.2 mm)	1/16" (1.2 mm)
Quantity	2	2	2	2	2	1
Type	Solid Pole Alnico (neck) Single Bar Alnico (bridge)	Split Pole Alnico (neck) Single Bar Alnico (bridge)	Split Pole Alnico (neck) Single Bar Alnico (bridge)	Split Pole Alnico (neck) Single Bar Alnico (bridge)	Split Pole Alnico (neck) 8 Pole Alnico (bridge)	Split Pole Alnico
PICKUPS	3 Band Active EQ	No	No	Yes	No	No
Wire Gauge	neck: S1.2, 0.05mm bridge: S3.4, 0.05mm bridge: S1.0, 0.05mm	neck: 0.020mm bridge: 0.020mm	neck: S1.2, 0.05mm bridge: S3.4, 0.05mm bridge: S1.0, 0.05mm	0.020mm	0.05mm	0.05mm
No. of Turns	10,000T	8,000T	10,000T	0.0000T	0.0000T	0.0000T
D.C. Resistance	neck: 13.7 KΩ bridge: 21.9 KΩ	neck: 11.6 KΩ bridge: 38.8 KΩ	neck: 13.7 KΩ bridge: 21.9 KΩ	neck: 11.6 KΩ bridge: 7.3 KΩ	neck: 11.6 KΩ bridge: 7.9 KΩ	neck: 11.7 KΩ
COLORS***	MB, CW, NT	BS, NT	VR, BL, CW, VT	AS, VT	BL, CAR, BO	BL, CAR

*** Colors
 MB : Metallic Black
 WR : Wine Red
 CW : Cream White
 BL : Black
 BU : Burgundy
 AS : Antique Stain
 BS : Brown Sunburst
 PW : Pearl White
 CAR : Candy Apple Red
 BP : Black Pearl
 LBM : Light Blue Metallic
 SP : Striking Pink
 FA : Flare Black
 BR : Burnt Orange
 DRS : Orange Sunburst
 YN : Yellow Natural
 NT : Natural
 BS : Brown Stain
 BO : Burnt Orange



For details please contact:

SINCE 1887



YAMAHA

International Corp., Box 6600, Buena Park, Calif. 90622

LM-142U 85120 © Printed in Japan