



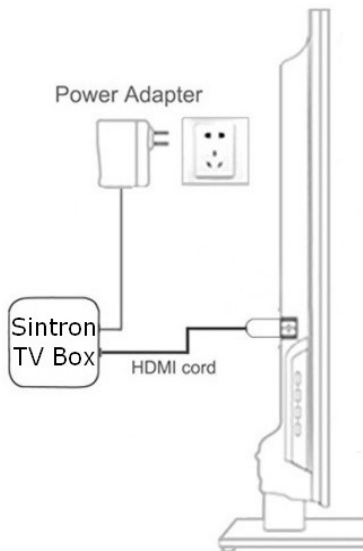
SINTRON

TV Box

Quick Start Guide

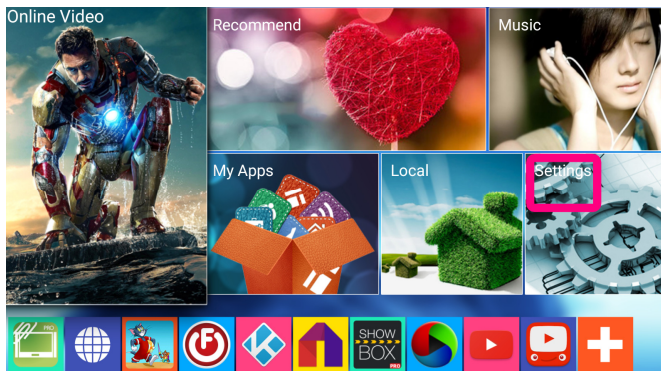
1. Power on ST905X

- 1.1 turn on the TV and set to "HDMI" mode.
- 1.2 HDMI cord connect to ST905X HDMI port and the other side connect to TV HDMI port.
- 1.3 connect power cord to ST905X and plug the power adapter to power socket.
- 1.4 ST905X LED indicator light will turn to blue and boot up the Android system.

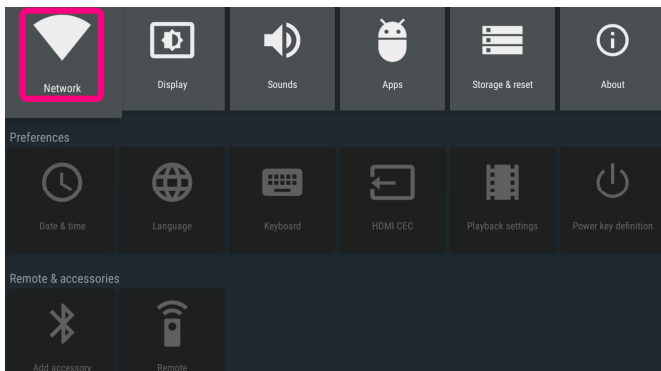


2. Connect to WiFi


2.1 from home screen go to Settings



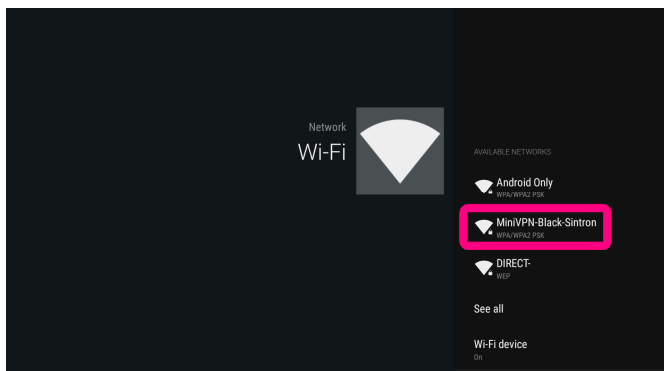
2.2 select Network



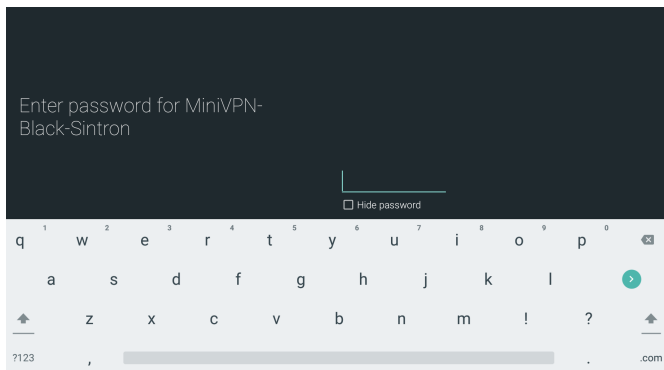
2.3 select Wi-Fi



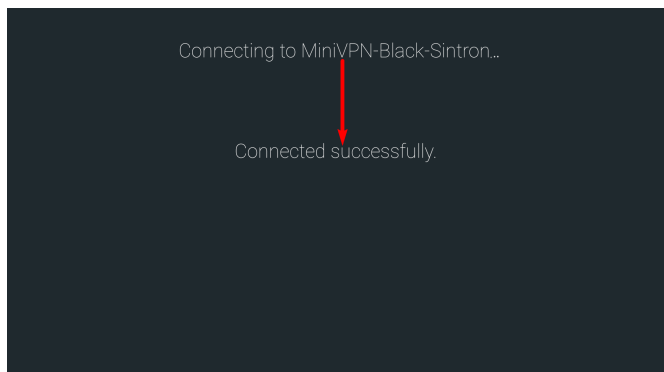
2.4 select Wi-Fi SSID



2.5 input password

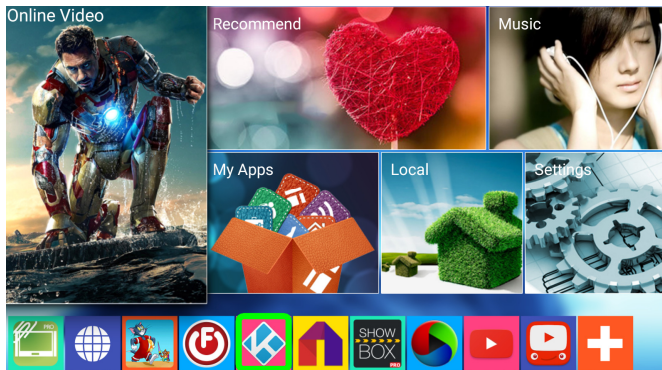


2.6 Connected successfully

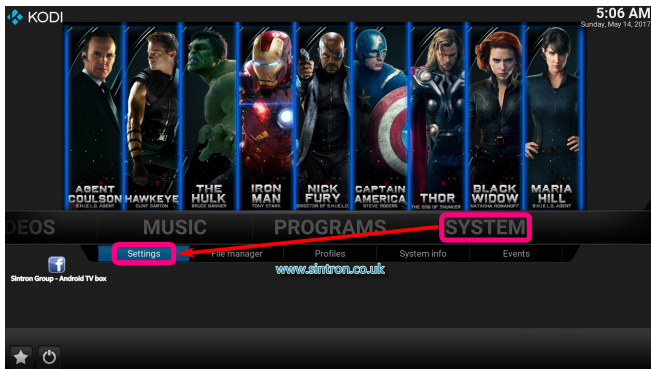


3. First time to use KODI app

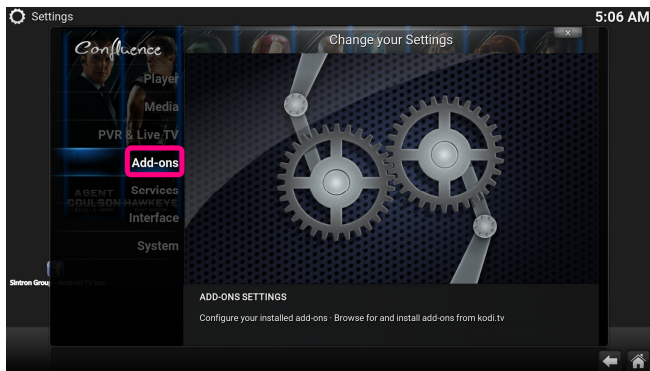
3.1 from home screen go to KODI



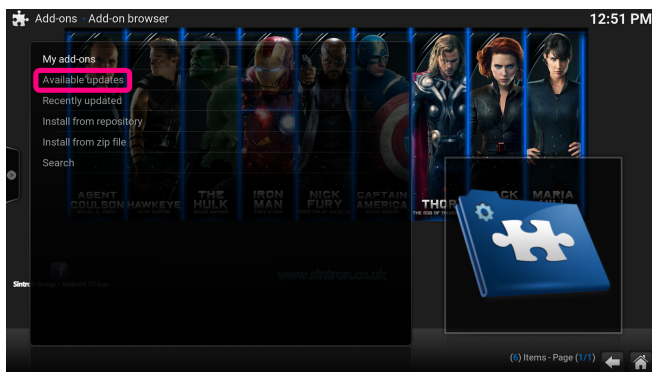
3.2 from KODI home screen go to SYSTEM → Settings



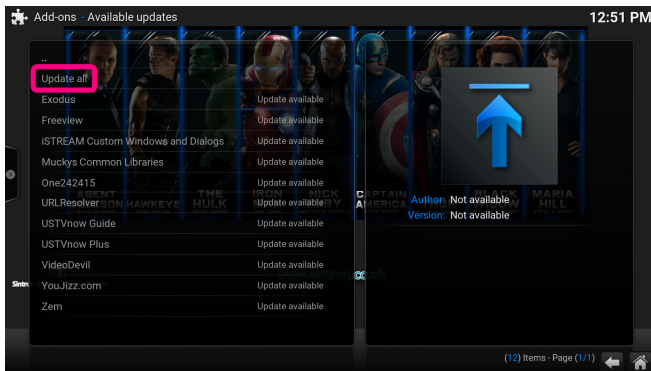
3.3 select Add-ons



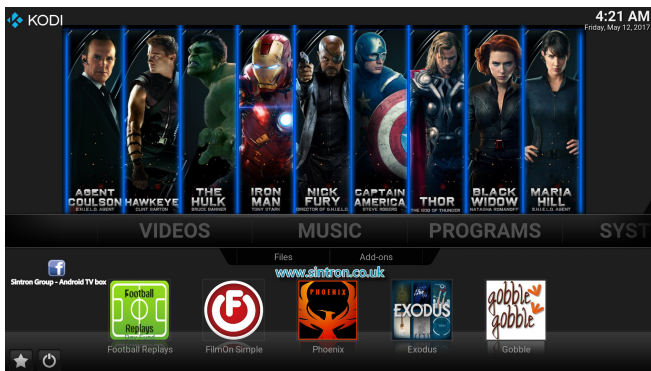
3.4 select Available updates



3.5 select Update all



3.6 enjoy KODI



4. Troubleshooting

4.1 no power, no LED

- check if the power adaptor is properly connected to ST905X.
- unplug the power cord for 30 seconds and then plug it again.

4.2 no picture, red LED

- unplug the power cord for 30 minutes and then plug it again.

4.3 no picture, blue LED

- check with another TV.
- select another TV HDMI port.
- make sure the TV turn on and set to HDMI mode.
- unplug the power cord for 30 seconds and then plug it again.

4.4 no sound

- Adjust the volume.
- unplug the HDMI cord for 30 seconds and then plug it again.

4.5 remote control does not respond

- aim the remote control directly at the sensor on the front of ST905X.
- press mouse button to switch mode.
- reduce the distance to ST905X.
- replace the batteries.

4.6 remote control not working on some apps

- Cartoon HD, Show Box, Youtube, and Youtube Kids might not support remote control. since they are external apps, so if you need to use them, you can plug USB mouse, use mouse to operate will be ok.

4.7 how to power off ST905X

- just unplug the power cord directly. if you use remote control to power off, it will into sleep mode.

4.8 screen size big than TV

- from home screen go to Settings → Display → Screen position → Zoom out screen

4.9 KODI app black blank screen

- from home screen go to Settings → App → Kodi → Force stop → OK → Open
- unplug power cord and reboot ST905X, then open KODI app again.

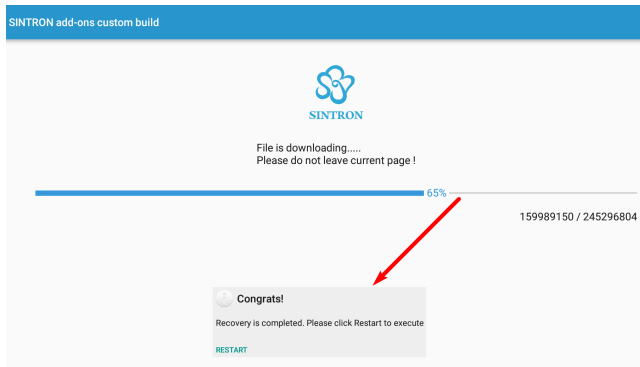
4.10 KODI app freezes on exit

- select bottom right corner favorite icon to force quit KODI.
- press home button to back home screen.
- unplug power cord and reboot ST905X.



4.11 KODI app crash or no any add-ons

- from home screen go to My Apps → SINTRON → from Dropbox(or OneDrive) → RESTORE → YES



4.12 contact support

- if you have any questions, please feel free to contact. Email is: android@sintron.co.uk